

A Business Underutilization Causation Analysis Study for the City of Columbia

Final Report

Submitted by:

MGT 
OF AMERICA, INC.

August 15, 2006



A BUSINESS UNDERUTILIZATION CAUSATION ANALYSIS STUDY FOR THE CITY OF COLUMBIA

Final Report

Submitted to:

**Mr. Tony Lawton
Director
Office of Business Opportunities
1612 Bull Street
Columbia, SC 29201**

Submitted by:



**2123 Centre Pointe Boulevard
Tallahassee, Florida 32308-4930**

August 15, 2006

TABLE OF CONTENTS

	PAGE
1.0 INTRODUCTION	1-1
1.1 Objective	1-2
2.0 LEGAL REVIEW	2-1
2.1 Introduction	2-1
Standards of Review for Race-Specific and Gender-Specific Programs	2-2
2.2 To Withstand Strict Scrutiny, an MBE Program Must Be Based on Thorough Evidence Showing a Compelling Governmental Interest in Remedying Discrimination.....	2-6
2.3 Sufficiently Strong Evidence of Significant Statistical Disparities Between Qualified Minorities Available and Minorities Utilized Will Satisfy Strict Scrutiny and Justify a Narrowly Tailored M/WBE Program	2-7
2.4 The Governmental Entity or Agency Enacting an MBE Program Must Be Shown to Have or Have Actively or Passively Perpetuated the Discrimination	2-14
2.5 To Withstand Strict Scrutiny, an MBE Program Must Be Narrowly Tailored to Remedy Identified Discrimination.....	2-16
2.7 Small Business Procurement Preferences.....	2-22
2.8 Conclusion	2-23
3.0 REVIEW OF CONTRACTING POLICIES, PROCEDURES, AND PROGRAMS	3-1
3.1 Methodology.....	3-1
3.2 Authorization and Delegation of Responsibility.....	3-3
3.3 Policies and Procedures	3-3
3.4 Procurement Methods.....	3-4
3.5 Bonding.....	3-5
3.6 Vendors.....	3-6
3.7 Remedial Programs	3-7
3.8 Race- and Gender-Neutral Programs	3-11
3.9 Outreach	3-18
3.10 Summary.....	3-18
4.0 RELEVANT MARKET AREA, UTILIZATION, AND AVAILABILITY ANALYSES	4-1
4.1 Methodology.....	4-1
4.2 Construction.....	4-8

TABLE OF CONTENTS (Continued)

	PAGE
4.3	Architecture and Engineering4-20
4.4	Professional Services.....4-28
4.5	Other Services4-37
4-6	Goods and Supplies.....4-44
4-7	Summary.....4-52
5.0	DISPARITY ANALYSIS5-1
5.1	Methodology.....5-2
5.2	Disparity Indices and T-Test Results5-3
6.0	ANECDOTAL ANALYSIS6-1
6.1	Methodology.....6-2
6.2	Telephone Survey6-5
6.3	Personal Interview Results.....6-12
6.4	Focus Group Results6-19
6.5	Public Hearing Results6-21
6.6	Concerns from Business and Trade Associations6-21
6.7	Conclusions6-22
7.0	PRIVATE SECTOR UTILIZATION AND DISPARITY ANALYSES.....7-1
7.1	Methodology–Private Sector Commercial Construction Analysis.....7-2
7.2	Collection and Management of Data7-3
7.3	Utilization Analysis.....7-4
7.4	Availability Analysis7-8
7.5	Disparity Analysis7-9
7.6	Race/Ethnicity/Gender of Ownership Comparisons Among Businesses Utilized in the Columbia-area Public and Private Sectors7-12
7.7	Analysis of Race/Gender/Ethnicity Effects on Self-employment Propensity and Earnings.....7-13
7.8	Self-employment Rates and Self-employment Earnings Analysis as an Analog of Business Formation and Maintenance7-14
7.9	Research Questions, Statistical Models, and Methods7-15
7.10	Results of the Analysis7-17

TABLE OF CONTENTS (Continued)

	PAGE
7.11 Summary of Self-employment Analysis Findings	7-24
7.12 Conclusions	7-25
8.0 STATISTICAL DISPARITY IN SMALL BUSINESS CREDIT MARKETS.....	8.1
8.1 Introduction	8.1
8.2 Lending Discrimination and the Factual Predicate for M/WBE Programs	8-1
8.3 Review of Economic Literature	8-2
8.4 Statistical Analysis	8-7
9.0 FINDINGS AND CONCLUSIONS	9.1
9.1 Utilization and Disparity in Prime Contracts.....	9-1
9.2 Utilization and Disparity in Subcontracts	9-12
9.3 Findings and Recommendations for Race-Neutral Alternatives	9-17
9.4 Organizational Findings	9-21

APPENDICES

- Appendix A: Detailed Contract Data
- Appendix B: City of Columbia CMSA, PUMS Self-Employment Analysis
- Appendix C: Regression Analysis
- Appendix D: Private Sector Utilization, Reed Construction Data
- Appendix E: Utilization and Disparity Analysis
- Appendix F: Subcontractor Outreach Program
- Appendix G: Suboutreach Program Dollars

EXECUTIVE SUMMARY

EXECUTIVE SUMMARY

In March 2005, MGT of America, Inc. (MGT), was retained to conduct a business utilization causation study for the City of Columbia (“City” or “Columbia”) to determine whether there was a compelling interest to justify a minority and woman-owned business enterprise (M/WBE) program for the City. The study consisted of fact-finding to determine whether existing City efforts had eliminated active and passive discrimination; to analyze city procurement trends and practices for the three-year interval from July 1, 2003, through June 30, 2005; and to evaluate various options for future program development.

The purpose of this study was to determine if there were disparities in procurement related to the race, ethnicity, or gender of businesses utilized by the City—and if any disparities were found, to present evidence on various factors that might account for them.

The results of this study and conclusions drawn are presented in detail in chapters 2.0 through 8.0 of this report. MGT found that M/WBEs continued to be substantially underutilized in the majority of the procurement categories. Finally, MGT presents substantial evidence of continued barriers to the utilization of M/WBEs in the Columbia private sector marketplace.

The following sections summarize each of the study’s findings, which are followed by related recommendations (in some cases, several per finding). Commendations are also noted in instances where the City already has procedures, programs, and policies in place that respond to findings.

E.1 Findings for Prime Contracting

FINDING E-1

Disparity in M/WBE Prime Utilization

As shown in **Exhibit E-1**, substantial disparity exists for the following underutilized M/WBE groups:

EXHIBIT E-1 SUMMARY OF M/WBE PRIME UNDERUTILIZATION

Business Category	African American	Hispanic American	Asian American	Native American	Nonminority Women
Construction Primes	Yes	Yes	Yes	Yes	Yes
Architecture and Engineering Consultants	Yes	Yes	Yes	Yes	Yes
Professional Services	No	Yes	Yes	Yes	Yes
Other Services	No	Yes	Yes	Yes	Yes
Goods and Supplies	Yes	Yes	Yes	Yes	No

FINDING E-2

Disparities in Self-Employment and Revenue Earnings

In general, findings from the U.S. Bureau of the Census Public Use Micro Sample (PUMS) 2000 data for the Columbia Metropolitan Statistical Area (MSA) indicate that there were statistically significant disparities in entry into and earnings from self-employment by women and minorities after controlling for education, age, wealth, and other variables.

FINDING E-3

Private Sector Utilization in the Columbia Construction Industry

Exhibit E-2 provides a summary of the utilization of M/WBEs in private commercial construction in the Columbia relevant market and local market area in comparison with M/WBE utilization by the public sector. Based on Reed Construction Data, M/WBE utilization ¹ only occurred in 2004.

**EXHIBIT E-2
CITY OF COLUMBIA
PRIME CONTRACTOR UTILIZATION ANALYSIS FOR PRIVATE SECTOR
CONSTRUCTION**

Business Category/Data Source	African American	Hispanic American	Asian American	Native American	Nonminority Women	M/WBE Firms	Non-M/WBE Firms
Prime Contractors							
City of Columbia Construction Prime Contractors	0.77%	0.00%	0.00%	0.00%	1.21%	1.99%	98.01%
Private Construction Prime Contractors (Building Permits)	2.86%	0.00%	0.00%	0.00%	0.00%	2.86%	97.14%
Private Construction Prime Contractors (Reed Construction)	5.44%	0.00%	0.00%	0.00%	0.00%	5.44%	94.56%

Sources: City of Columbia public data, City of Columbia building permit data, and Reed Construction Data.

FINDING E-4

Regression Analysis

M/WBE firms responding to the telephone survey earned significantly less revenue in 2004 than their non-M/WBE counterparts, after controlling for number of employees, company age, owner education, owner experience, and percentage of private sector contracting, supporting the conclusion that M/WBE status is negatively related to earnings when compared with earnings for non-M/WBEs.

¹ The private sector utilization analysis for Reed Construction Data was based on the local market area for the City, which included the South Carolina Counties of Richland, Kershaw, Lexington, Saluda, Newberry, Chesterfield, Charleston, Sumter, Duval, Anderson, and Greenwood.

FINDING E-5

Disparities in Loan Denials and Interest Rates

An econometric analysis of loan denial data in the National Survey of Small Business Finance for the region including South Carolina found that African Americans were more likely to be denied small business loans after controlling for creditworthiness, education, and firm characteristics. The greater denial rate for African Americans was statistically significant.

FINDING E-6

Perceptions of Discrimination

Some firms attributed their negative experiences in the marketplace to discrimination. Seventeen percent of African American firms surveyed believed that discrimination was a factor.

FINDING E-7

Limited Information

There were anecdotal reports of inadequate pre-bid information on projects. Some key concerns reported in the survey were:

- limited availability and accessibility of information about pending projects (27% of African American respondents); and
- limited information received on contracting policies and procedures (15% of African American respondents).

FINDING E-8

Lack of Policy Documentation

The City Purchasing Division does not have a detailed and well-written policy and procedure manual covering all major purchasing-related responsibilities of the department.

E.2 Recommendations for Prime Contracting

RECOMMENDATION E-1

Annual Aspirational M/WBE Goals

This study provides evidence to support the establishment of a moderate program to promote M/WBE utilization. This conclusion is based primarily on substantial statistical disparities in current M/WBE utilization, substantial disparities in the private marketplace, evidence of discrimination in business formation and revenue earned from self-employment, the regression analysis of disparities in firm revenue, and some anecdotal evidence of discrimination. The City should tailor its minority participation programs to remedy each of these specific disparities.

Exhibit E-3 provides guidance on setting initial goals by business category for an M/WBE program. These are annual goals, not rigidly set project goals.

To establish a benchmark for goal setting, goals should be based on relative M/WBE availability.²

The primary means for achieving these aspirational goals should be a small business enterprise (SBE) program, race-neutral joint ventures, outreach, and adjustments in the City's procurement policy.

RECOMMENDATION E-2

SBE Program for Prime Contracts

A strong SBE program is central to maintaining a narrowly tailored program to promote M/WBE utilization. The City is strongly encouraged to adopt the following SBE program features:

- setting aside construction contracts for SBEs up to \$200,000;
- providing preferences to SBEs bidding on contracts;
- setting SBE goals on formal and informal contracts;
- setting department goals for SBE utilization;
- providing access to low-cost insurance on small projects;
- providing bid preferences to SBEs on tax-assisted projects; and
- making SBE utilization part of the department's performance review.

² The M/WBE aspirational goal is 80 percent of availability. These aspirational goals are set below estimated M/WBE availability. The 80 percent is derived from the concept that if M/WBE utilization is less than 80 percent, then disparity is substantial. This conservative adjustment reflects a concern that the program errs on the side of narrow tailoring. In principle, goals can be slightly above estimated M/WBE availability.

**EXHIBIT E-3
CITY OF COLUMBIA
RECOMMENDED RACE AND GENDER ASPIRATIONAL GOALS
BY BUSINESS CATEGORY AND M/WBE CLASSIFICATION**

Goal Determination by Business Owner Classification	% of Dollars	% of Available Firms	Goal (.8 * avail.)
<i>Construction Prime Contractors</i>			
African Americans	0.77	20.88	16.70
Hispanic Americans	0.00	0.25	0.20
Asian Americans	0.00	0.25	0.20
Native Americans	0.00	0.00	0.00
Nonminority Women	1.21	5.65	4.52
<i>Architecture and Engineering Consultants</i>			
African Americans	1.66	8.64	6.91
Hispanic Americans	0.00	1.23	0.98
Asian Americans	14.36	1.23	0.98
Native Americans	0.00	0.00	0.00
Nonminority Women	1.86	3.70	2.96
<i>Professional Services Consultants</i>			
African Americans	7.57	4.60	3.68
Hispanic Americans	0.00	0.07	0.06
Asian Americans	0.12	0.14	0.11
Native Americans	0.00	0.00	0.00
Nonminority Women	0.25	0.94	0.75
<i>Other Services Vendors</i>			
African Americans	21.44	11.57	9.26
Hispanic Americans	0.03	0.47	0.38
Asian Americans	0.00	0.00	0.00
Native Americans	0.00	0.00	0.00
Nonminority Women	1.53	1.89	1.51
<i>Goods and Supplies Vendors</i>			
African Americans	0.52	4.06	3.25
Hispanic Americans	0.00	0.18	0.14
Asian Americans	0.00	0.09	0.07
Native Americans	0.00	0.09	0.07
Nonminority Women	3.80	1.48	1.18

RECOMMENDATION E-3

Joint Ventures

The City of Atlanta requires the establishment of joint ventures on large projects of over \$10 million.³ Primes are required to joint venture with a firm from a different ethnic/gender group in order to ensure prime contracting opportunities for all businesses. This rule applies to M/WBEs as well as nonminority firms. This rule has resulted in tens of millions of dollars in contract awards to M/WBEs.

³ City of Atlanta Ordinance Sec. 2-1450 and Sec. 2-1451.

COMMENDATION AND RECOMMENDATION E-4

Bidder Rotation

The City should be commended for encouraging bidder rotation for small purchases.⁴ The City should consider expanding its system of bidder rotation to include majority and M/WBE firms.

RECOMMENDATION E-5

Fully Operated Rental Agreements

Under these arrangements, a firm may bid an hourly rate for using certain equipment and the necessary staff. In these field-let contracts, engineers select the firm with the appropriate equipment and the lowest bid rate. If that firm is not available, the engineers select the next lowest hourly rate. This rental agreement technique can be used primarily to supplement City equipment in the event of City equipment failure or peak demand for City services. The rental agreement technique is attractive to small contractors because the typical small firm has much better knowledge of its own hourly costs than it does of the costs to complete an entire project.

RECOMMENDATION E-6

Construction Management

One method of debundling in construction is to use multiprime construction contracts in which a construction project is divided into several prime contracts that are then managed by a construction manager. Construction management also facilitates the rotation of contracts within an area of work. Using a request for proposal (RFP) process can provide the flexibility for including M/WBE participation in prime contractor requirements and selection.

RECOMMENDATION E-7

State Contracts

The use of state contracts can impede M/WBE utilization, even when M/WBEs are the low bidder. Purchase off of state contracts is particularly an issue with car purchases, a procurement area where there can be significant number of M/WBE vendors. Fulton County, Georgia, addressed this problem by removing car purchases from the category of purchases from state contracts.

RECOMMENDATION E-8

Tax Allocation Districts and Development Initiatives

Chapter 7.0 of this report documents low utilization in the Columbia MSA private sector. At the same time, there is demonstrated capacity, as evidenced by \$25.7 million in

⁴ Columbia City Code, Appendix G, Procurement Regulations, § 1.15(b)(1).

spending by the school system on bond referendum projects with small firms and M/WBEs.

The City should encourage private sector M/WBE utilization by two methods: (1) asking prospective bidders to report their private sector M/WBE utilization, and (2) setting aspirational M/WBE goals on private sector projects with significant City tax incentives, such as tax allocation districts.

RECOMMENDATION E-9

Promoting M/WBE Collaboration

If contract size cannot be reduced to match M/WBE capacity, the City should look for instances in which M/WBE capacity can be increased to match contract size. M/WBE capacity can be increased by encouraging joint ventures among M/WBEs. M/WBE collaboration can be encouraged by citing consortium examples in the Office of Business Opportunities' (OBO) newsletters and increasing outreach for projects where such collaboration may be effective. The City should not include anti-collusion provisions in City RFPs to restrict the ability of small and M/WBE firms to partner in pursuit of City projects.

RECOMMENDATION E-10

Purchasing Manual

The City should create a manual that contains clearly defined procedures arranged in a logical format. In addition, staff buyers should be trained in such procedures. At a minimum, staff should be required to read the manual and certify that they have both received and read a copy. Copies of the manual should be available for public inspection during reasonable times and provided in a publicly accessible format. The manual should cover the revised SBE and M/WBE program as well.

RECOMMENDATION E-11

Performance Reviews

Commitment from top leadership is a core element of most summaries of best practices in M/WBE programs.⁵ The City should require employees with procurement authority to be evaluated on their S/M/WBE utilization as part of their performance review. The City should also ensure that all personnel with purchasing power are fully trained concerning the City's S/M/WBE program and conform with the program requirements when they solicit bids and make purchases.

⁵ See, e.g., National Women's Business Council, *1999 NWBC Best Practices Guide: Contracting with Women* (July 1999); R. Auskalis, C. Ketchum, and C. Carter, *Purchasing From Minority Business Enterprise: Best Practices*, Center for Strategic Supply Research, 1995).

E.3 Findings for Subcontracts

FINDING E-9

Disparity in M/WBE Subcontractor Utilization

As shown in **Exhibit E-4**, substantial disparity exists for the following underutilized M/WBE groups:

**EXHIBIT E-4
SUMMARY OF M/WBE SUBCONTRACTOR UNDERUTILIZATION**

Business Category	African American	Hispanic American	Asian American	Native American	Nonminority Women
Construction Subcontractors	Yes	Yes	No	Yes	Yes
Architecture and Engineering Subconsultants	Yes	Yes	Yes	Yes	Yes
Professional Services Subconsultants	No	Yes	Yes	Yes	No

FINDING E-10

Subcontractor Outreach Program

The total value of the City construction prime contracts in the relevant market that were awarded subject to the Subcontracting Outreach Program was \$81,760,530. M/WBE firms received \$604,191 in subcontract awards (0.7% of total contract awards) on these City prime contracts that were subject to the Subcontracting Outreach Program.

Reported total subcontracting of \$2,856,840 on projects subject to the Subcontracting Outreach Program was 3.5 percent of project dollars, substantially less than the 20 percent mandatory subcontracting levels specified on most projects and substantially less than the industry standard for subcontracting in construction (24.8%). MGT estimates that MWBEs utilization was 5.6 percent of subcontract dollars on contracts awarded subject to the Subcontracting Outreach Program.

This \$604,191 in subcontract awards constituted 35.9 percent of all subcontracting dollars that M/WBE firms received on City construction contracts in the relevant market. During this same time frame, the total value of the City construction prime contracts in the relevant market that were not subject to the Subcontracting Outreach Program was \$35,911,231. M/WBE subcontractors received \$1,078,100 in subcontract awards (3.0% of total contract awards) on contracts that were not subject to the Subcontracting Outreach Program.

FINDING E-11

M/WBE Subcontractor Utilization in Private Sector Commercial Construction

Exhibit E-5 provides a summary of subcontractor utilization of M/WBEs in private commercial construction in the Columbia relevant market area in comparison with M/WBE utilization by the public sector. M/WBE subcontractor utilization measured in this report was negligible in both the private and the public sector.

**EXHIBIT E-5
CITY OF COLUMBIA
SUBCONTRACTOR UTILIZATION ANALYSIS FOR PRIVATE SECTOR
CONSTRUCTION**

Subcontractors	African American	Hispanic American	Asian American	Native American	Nonminority Women	M/WBE Firms	Non-M/WBE Firms
City of Columbia Construction Subcontractors	1.82%	0.00%	0.29%	0.00%	3.65%	5.76%	94.24%
Private Construction Subcontractors (Building Permits)	1.21%	0.00%	0.00%	0.00%	0.00%	1.21%	98.79%
Private Construction Subcontractors (Reed Construction)	0.00%	0.00%	0.00%	0.00%	0.00%	0.00%	0.00%

Sources: City of Columbia public data, City of Columbia building permit data, and Reed Construction Data.

FINDING E-12

Subcontractor Anecdotal Perceptions

The major concerns expressed by subcontractors in anecdotal testimony were bid shopping and inadequate good faith efforts by prime contractors. Among the M/WBEs who responded to our telephone questions about their experiences as subcontractors, key issues noted were as follows:

- they received no response to their bid/quote (40%);
- they were pressured to lower their bid/quote (21%);
- they were regularly dropped from a project after the contract was awarded to a prime contractor (40%);
- they were held to higher standards than other firms (32%); and
- they encountered a variety of payment problems: payment delayed (25%), untimely release of retainage (11%), completed the job but never paid (20%), and not paid per contract (20%).

E.4 Recommendations for Subcontracting

RECOMMENDATION E-12

Annual Aspirational M/WBE Subcontractor Goals

The City should establish annual aspirational goals for M/WBE subcontracting. Goals should be adjusted each year according to the utilization of M/WBEs by business category, gradually reducing race- and/or gender-conscious goals and increasing race- and gender-neutral goals. The ultimate objective is to eliminate the need for a race- and/or gender-based program and to replace it completely with race- and gender-neutral options.

Exhibit E-6 provides guidance on setting initial goals by business category for an M/WBE program. These are annual goals, not rigidly set project goals.

**EXHIBIT E-6
CITY OF COLUMBIA
RECOMMENDED RACE AND GENDER ASPIRATIONAL GOALS
BY BUSINESS CATEGORY AND M/WBE CLASSIFICATIONS**

Goal Determination by MBE/WBE Classification	% of Dollars ¹	% of Available Firms ²	Goal (.8 * avail.)
<i>Construction Subcontractors</i>			
African Americans	1.82	6.05	4.84
Hispanic Americans	0.00	1.65	1.32
Asian Americans	0.29	0.24	0.19
Native Americans	0.00	0.39	0.31
Nonminority Women	3.65	12.13	9.70
<i>Architecture and Engineering Subconsultants</i>			
African Americans	4.01	8.51	6.81
Hispanic Americans	0.00	2.13	1.70
Asian Americans	5.04	2.13	1.70
Native Americans	0.00	0.00	0.00
Nonminority Women	0.00	6.38	5.10
<i>Professional Services Subconsultants</i>			
African Americans	33.80	4.84	3.87
Hispanic Americans	0.00	0.07	0.06
Asian Americans	0.00	0.21	0.17
Native Americans	0.00	0.00	0.00
Nonminority Women	31.94	1.14	0.91

¹ The percentage of dollars is taken from the prime utilization exhibit previously shown in Chapter 4.0.

² The percentage of available contractors was taken from census data.

RECOMMENDATION E-13

SBE Program for Subcontracts

The City SBE subcontractor program should have the following features:

- setting SBE goals for contracts;
- requiring good faith negotiations by bidders with SBEs;
- rejecting bids for bidder noncompliance with the SBE program; and
- imposing mandatory subcontracting clauses where such clauses would promote SBE and M/WBE utilization, and be consistent with industry practice.

COMMENDATION and RECOMMENDATION E-14

Good Faith Efforts and M/WBE Construction Subcontracting

The City should be commended for including good faith effort requirements in its Subcontracting Outreach Program. The City should add M/WBE requirements to its subcontracting outreach good faith effort rules. The core theme should be that prime contractors should document their outreach efforts and the reasons why they may have rejected qualified M/WBEs who were the low-bidding subcontractors. Accordingly, the following narrow tailoring elements should be considered:

- Good faith efforts requirements should apply to both M/WBE and nonminority prime contractors.
- A documented excessive subcontractor bid can be a basis for not subcontracting with an M/WBE.
- A documented record of poor performance can be a basis for not subcontracting with an M/WBE.⁶

RECOMMENDATION E-15

Listing of Subcontractors

The City should be commended for requiring the listing of subcontractors, which should reduce the possibility of bid shopping. The listing of subcontractors also assists the City during the submission review process, goal-setting process, and goal attainment review, and helps avoid administrative issues of handling noncompliance after contract award. However, given the limited record-keeping by the City of subcontractor activity, it is not clear that this requirement is fully enforced.

E.5 Findings for Race-Neutral Alternatives

FINDING E-13

Commercial Antidiscrimination Rules

Columbia adopted a commercial nondiscrimination ordinance and implementing regulations in 2002.⁷ Remedies included in the regulations include termination of existing contracts with discriminating firms and debarment for five years for firms found guilty of discrimination in an administrative ruling. The City commercial nondiscrimination policy limits application of the policy to City contracts only and does not cover discrimination practiced by firms on private sector contracts, when those firms have bid on or received City contracts.

⁶ The last two elements were adopted by the North Carolina DOT. 19A NCAC 02D.1110(7).

⁷ Code of Ordinances of the City of Columbia, Procurement, Sec. 2-208(a).

FINDING E-14

Business Development Assistance

The City provides business development assistance to small and M/WBE firms through the South Carolina Minority Business Development Center and the Business Academy partnership with Midlands Technical College. The City has investigated establishing a mentor-protégé program.

FINDING E-15

Access to Capital

The City has made efforts to improve M/WBE access to capital through the Columbia Revolving Loan Fund (CRLF) program. Of total CRLF loans made, \$1.7 million (28.7%) have been allocated to minority-owned business enterprises, and \$1.2 million (21.1%) to woman-owned business enterprises for a total of \$2.9 million. Local area loan programs have provided some contract financing.

FINDING E-16

Bonding and Insurance

The City has no bonding program. In interviews, small construction firms often cited lack of bonding as the reason for not pursuing government contracting opportunities. Many M/WBEs have worked in residential or private construction, which does not always require bonding, or as subcontractors who were bonded under the prime contractor.

E.6 Recommendations for Race-Neutral Alternatives

COMMENDATION AND RECOMMENDATION E-16

Commercial Antidiscrimination Rules

The City should be commended for having a commercial anti-discrimination ordinance in place. The City should follow the example of the City of Baltimore and extend its commercial anti-discrimination ordinance to discrimination practiced by firms on private sector contracts when those firms have bid on or received City contracts.⁸

COMMENDATION and RECOMMENDATION E-17

Mentor-Protégé Program

The City should be commended for its existing outsourcing of management and technical assistance, and its investigation of a mentor-protégé program. The City is strongly encouraged to institute a mentor-protégé program in water and sewer.

⁸ City of Baltimore, Council Bill 05—249 (February 2006).

COMMENDATION and RECOMMENDATION E-18

Outsourcing Management and Technical Services

The City's efforts could be strengthened by contracting with an outside management and technical assistance provider to provide needed technical services related to business development and performance. Such a contract should be structured to include incentives for producing results, such as increasing the number of M/WBEs being registered as qualified vendors with the City and increasing the number of M/WBEs graduating from subcontract work to prime contracting, and reward firms that utilize M/WBEs in their private sector business activities.

COMMENDATION and RECOMMENDATION E-19

Access to Capital

The City should be commended for the efforts of the CRLF program. Other examples of lending assistance programs include linked deposit programs and collateral enhancement programs. Agencies use linked deposit programs to subsidize lower rates for business and housing loans by accepting a lower rate on their deposits with participating financial institutions. Under a collateral enhancement program, the City does not loan funds directly to businesses; rather, it places a collateral reserve account at a bank. The business is then required to secure financing from a lending institution, which may be conditioned on receipt of additional collateral supplied by the collateral enhancement program.

RECOMMENDATION E-20

Prompt Payment

Small and M/WBE vendors still have problems with prompt payment, particularly payments by prime contractors to subcontractors. Certain subcontractors that work on an early phase in a project, such as grading, can suffer from retainage withheld on long-term projects. Prompt payment policy should be adjusted to address these concerns, as follows:

- The City should require more timely payments by prime contractors to subcontractors. For example, subcontractors should charge a 1 percent fee each month for delays beyond the seven-day requirement.
- The City should require that retainage be released when the tasks/activities for the subcontractors' phase of work is accepted rather than at the end of the project.⁹
- The City should provide for mobilization payments. For example, the City could make advance payments of 10 percent of the total contract value, up to a maximum of \$200,000.

⁹ 49 CFR, Part 26.29(b).

RECOMMENDATION E-21

Bonding and Insurance

A small business surety assistance program should provide technical assistance to small firms; track subcontractor utilization by ethnicity; coordinate existing financial, management, and technical assistance resources; and provide for quality surety companies to participate in the bonding program. The City should also permit the waiving of bonds and licensing requirements for small contracts let to SBEs. The City should consider using wrap-up insurance on large construction projects.

E.7 Organizational Findings and Recommendations

FINDING E-17

S/M/WBE Certification

The City has taken steps towards establishing its own certification process and certification list. At present, the City has no size standard for accepting M/WBE or SBE certification.

FINDING E-18

M/WBE Program Data

The City is still behind in some aspects of its tracking of M/WBE spending. In particular, the City still does not have a good source of subcontractor utilization and availability data even after implementing the Subcontracting Outreach Program.

FINDING E-19

S/M/WBE Program Oversight

The City has participated in the Procurement Procedure Committee (PPC), which has met on a monthly basis since 1978. However, the City has no S/M/WBE Oversight Committee.

FINDING E-20

M/WBE Web site

The City includes the following information on its Web site: bid opportunities, vendor application, and information on loan programs.

FINDING E-21

OBO Performance Measures

At present, the City provides limited tracking of M/WBE certification and no reports of M/WBE utilization.

E.8 Organizational Recommendations

RECOMMENDATION E-22

Unified Certification

The City should move towards a unified certification application with other agencies in the area. While different agencies may maintain different criteria for certification, a unified application reduces vendor paperwork.

RECOMMENDATION E-23

Size Standards

The federal case law and DOT DBE regulations point to the use of size standards and net worth requirements as one factor in the narrow tailoring of remedial procurement programs. A number of agencies use a percentage of the SBA size standard as the starting point for their size standard.

Size standards for remedial procurement programs still face a dilemma. If the size standard is placed too high, large firms crowd out new firms. If the size standard is placed too low, too many experienced firms lose the advantages of the remedial program. One solution to this dilemma is to adopt a two-tier standard for M/WBE and SBE certification.¹⁰ For example, contracts could be set aside for small and very small firms.

RECOMMENDATION E-24

Personal Net Worth Limits

The City should establish a personal net worth limit for M/WBE certification. The federal DOT DBE personal net worth limit of \$750,000 is standard. The DOT net worth limit excludes the owner's home and business equity in determining net worth.

¹⁰ Both the State of New Jersey and the federal government use a two-tier size standard. In this scheme, there are separate size standards for small businesses and emerging small businesses. For large projects, the State of New Jersey carves out portions of the contract for both tiers of small business. Thus, a single solicitation requires that the prime spend a certain percentage of the contract with small firms and another percentage with emerging small firms. Along related lines, the federal government sets aside contracts for bidding only amongst small firms, and other contracts may be set aside for bidding only by emerging small firms.

RECOMMENDATION E-25

M/WBE Program Data Management

It is imperative for the City to closely monitor the utilization of all businesses by race, ethnicity, and gender over time to determine whether the SBE program has the potential to eliminate race and gender disparities without applying specific race and gender goals.

Columbia should require all contractors to submit a list of all subcontractors contacted in preparation of their bid package. The list of potential subcontractors should include the proposed service and bid amount.

Ideally, the City data management should rest upon Internet-based data tracking. The services and software should help monitor S/M/WBE utilization and availability in the clients' procurement process—and any related disparity—while adhering to current case law. Such a system would assist in the acquisition of subcontracting data, reduce the costs of disparity analysis, facilitate time management of staff, and allow staff to focus on contract compliance.

RECOMMENDATION E-26

Create an Oversight Committee

It is essential that major stakeholders (including representatives of general contractors and M/WBE contractors) are a part of discussions about the City M/WBE program. Consequently, the City should continue participating in the PPC but also provide a vehicle for stakeholder input in the review of any reforms of the City's M/WBE program.

RECOMMENDATION E-27

Additional Features for M/WBE Web site

The City should put the following on its M/WBE Web site: directory of certified firms, uniform certification application, M/WBE program description, SBE program description, M/WBE ordinance, how to do business information, bid tabulations, status of certification applications, direct links to on-line purchasing manuals, capacity and experience data on certified firms, and forecasts of business opportunities for M/WBEs.

RECOMMENDATION E-28

Utilization Reports

The OBO should develop regular reports of M/WBE utilization, as well as additional measures to gauge the effectiveness of its efforts.

1.0 INTRODUCTION

1.0 INTRODUCTION

In March 2005, the City of Columbia, South Carolina (“City” or “Columbia”) contracted MGT of America, Inc. (MGT) to conduct a business underutilization and causation analysis for the City to:

- examine what, if any, barriers may have resulted in disparities in the utilization of available minority- and woman-owned business enterprises (M/WBEs), and examine and summarize related findings from other similar studies that encompass the City’s relevant marketplace;
- identify from the most accurate sources the availability of M/WBEs that are ready, willing, and able to do business with the City in the relevant market area(s);
- analyze the contracting and procurement data of each department of the City to determine their respective utilization, as well as the City’s utilization as a whole, of M/WBEs;
- determine the extent to which any identified disparities in the utilization of available M/WBEs by the City might be impacted by discrimination; and
- recommend programs to remedy the effects of any discrimination identified, and to reduce or eliminate any other marketplace barriers that adversely affect the contract participation of such M/WBEs.

The results of the study are found in this report. Throughout the chapters that follow, MGT presents its findings, analyses, and recommendations. First, however, this chapter summarizes the objective for the study, the technical approach used to accomplish the objectives, the major tasks undertaken, and an overview of the organization of the report.

1.1 Objective

This study was designed to analyze M/WBE utilization, availability, and disparity to determine the extent to which underutilization, if any, may be the result of discrimination by the City or discrimination and/or other factors existing within the relevant marketplace. The study also examined discriminatory practices, if any existed, within specific industries, trades, procurement, and service areas in the relevant geographic markets used by the purchasing and contracting departments of the City as well as discriminatory practices that may have hindered or impeded the ability of M/WBEs to compete for and participate in City contracts. This study was based on procurement, and procurement-related activity, occurring between fiscal years 2003 and 2005 (July 1, 2002 through June 30, 2005).

1.2 Technical Approach

In conducting the study and preparing our recommendations, MGT followed a carefully designed work plan that allowed study team members to fully analyze availability, utilization, and disparity with regard to M/WBE participation. Our approach has been tested in over 100 disparity studies and proven reliable to meet our objectives. The final work plan consisted of, but was not limited to, the following major tasks:

- conducting a legal review;
- establishing data parameters and finalizing a work plan;
- reviewing policies, procedures, and programs;
- conducting market area and utilization analyses;
- determining the availability of qualified firms;
- analyzing the utilization and availability data for disparity and statistical significance;
- conducting a telephone survey;
- conducting a statistically valid regression analysis;
- conducting disparity analyses of the relevant private market;
- collecting and analyzing anecdotal information;
- identifying narrowly tailored race- and gender-based remedies; and
- preparing the final report for this study.

1.3 Report Organization

In addition to this introductory chapter, this report contains the following sections, which provide our findings as to the presence or absence of disparity in the City's procurement practices:

- Chapter 2.0 – an overview of controlling legal precedents that impact remedial procurement programs.
- Chapter 3.0 – a review of the City's procurement policies and procedures and an analysis of its M/WBE program and race- and gender-neutral efforts.
- Chapter 4.0 – the methodology used to determine the City's relevant market area and statistical analysis of vendor utilization by the City and the availability of firms for procurement activities.

- Chapter 5.0 – a discussion of the levels of disparity for prime contractors and subcontractors and a review of the multivariate analysis.
- Chapter 6.0 – an analysis of anecdotal data collected from the telephone survey and personal interviews.
- Chapter 7.0 – an analysis of the presence of disparity in the private sector and its effect on the ability of firms to win procurement contracts from the City.
- Chapter 8.0 – a statistical analysis of disparity in small business credit markets.
- Chapter 9.0 – a summary of the findings presented in this report, conclusions, commendations, and recommendations.

2.0 LEGAL REVIEW

2.0 LEGAL REVIEW

2.1 Introduction

This chapter provides legal background for the study. The following material does not constitute legal advice to the City of Columbia on minority business programs, affirmative action, or any other matter. Instead, the chapter provides a context for the statistical and anecdotal analysis that follows in subsequent chapters of this report.

The Supreme Court decisions in *City of Richmond v. J.A. Croson Company (Croson)*¹ and later cases have established and applied the Constitutional standards for an affirmative action program. This chapter identifies and analyzes those decisions, summarizing how courts evaluate the constitutionality of race-specific and gender-specific programs. Decisions of the Fourth Circuit, which includes South Carolina, offer the most directly binding authority; however, where those decisions leave issues unsettled, the review considers decisions from other circuits.

By way of a preliminary outline, the courts have determined that an affirmative action program involving governmental procurement of goods or services must meet the following standards:

- A remedial race-conscious program is subject to strict judicial scrutiny under the Equal Protection Clause of the Fourteenth Amendment to the United States Constitution.
- Strict scrutiny has two basic components: a compelling governmental interest in the program and narrow tailoring of the program.
- To survive the strict scrutiny standard, a remedial race-conscious program must be based on a compelling governmental interest.
 - “Compelling interest” means the government must prove past or present racial discrimination requiring remedial attention.
 - There must be a specific “strong basis in the evidence” for the compelling governmental interest.
 - Statistical evidence is preferred and possibly necessary as a practical matter; anecdotal evidence is permissible and can offer substantial support, but it probably cannot stand on its own.
- Programs designed to address the compelling governmental interest must be narrowly tailored to remedy the identified discrimination.
 - “Narrow tailoring” means the remedy must fit the findings.

¹ 488 U.S. 469 (1989).

- The evidence showing compelling interest must guide the tailoring very closely.
- Race-neutral alternatives must be considered first.
- A lesser standard, intermediate judicial scrutiny, applies to programs that establish gender preferences.
- To survive the intermediate scrutiny standard, the remedial gender-conscious program must serve important governmental objectives and be substantially related to the achievement of those objectives.
- The evidence does not need to be as strong and the tailoring does not need to be as specific under the lesser standard.

2.2 Standards of Review for Race-Specific and Gender-Specific Programs

2.2.1 Race-Specific Programs: The Croson Decision

Croson established the framework for testing the validity of programs based on racial discrimination. In 1983, the Richmond City Council adopted a Minority Business Utilization Plan (the Plan) following a public hearing in which seven citizens testified about historical societal discrimination. In adopting the Plan, the Council also relied on a study indicating that “while the general population of Richmond was 50 percent African American, only 0.67 percent of the city’s prime construction contracts had been awarded to minority businesses in the five-year period from 1978 to 1983.”²

The evidence before the Council also established that a variety of state and local contractor associations had little or no minority business membership. The Council relied on statements by a Council member whose opinion was that “the general conduct of the construction industry in this area, the state, and around the nation, is one in which race discrimination and exclusion on the basis of race is widespread.”³ There was, however, no direct evidence of race discrimination on the part of the city in its contracting activities and no evidence that the city’s prime contractors had discriminated against minority-owned subcontractors.⁴

The Plan required the city’s prime contractors to subcontract at least 30 percent of the dollar amount of each contract to one or more minority-owned business enterprises (MBEs). The Plan did not establish any geographic limits for eligibility. Therefore, an otherwise qualified MBE from anywhere in the United States could benefit from the 30 percent set-aside.

J.A. Croson Company, a non-MBE mechanical plumbing and heating contractor, filed a lawsuit against the City of Richmond alleging that the Plan was unconstitutional because it violated the Equal Protection Clause of the Fourteenth Amendment. After a considerable record of litigation and appeals, the Fourth Circuit struck down the Richmond Plan and the

² *Id.* at 479-80.

³ *Id.* at 480.

⁴ *Id.*

Supreme Court affirmed this decision.⁵ The Supreme Court determined that strict scrutiny is the appropriate standard of judicial review for MBE programs, so that a race-conscious program must be based on a compelling governmental interest and be narrowly tailored to achieve its objectives. This standard requires a firm evidentiary basis for concluding that the underutilization of minorities is a product of past discrimination.⁶

2.2.2 Gender-Specific Programs

The Supreme Court has not addressed the specific issue of a gender-based classification in the context of a woman-owned business enterprise (WBE) program. *Croson* was limited to the review of an MBE program. In evaluating gender-based classifications, the Court has used “intermediate scrutiny,” a less stringent standard of review than the “strict scrutiny” applied to race-based classifications. Intermediate scrutiny requires the government to demonstrate an important governmental objective and develop a program that bears a direct and substantial relation to achieving that objective.⁷ Some federal courts have required that classifications based on gender satisfy an “exceedingly persuasive justification” test,⁸ and in other contexts the Supreme Court may be inclined to raise the standard of review on matters of gender discrimination.⁹ The intermediate scrutiny standard still applies to gender classifications in government contracting legislation.

Several courts have applied intermediate scrutiny to WBE programs and yet have found the programs to be unconstitutional.¹⁰ Nevertheless, in *Coral Construction v. King County*, the Ninth Circuit upheld a WBE program under the intermediate scrutiny standard.¹¹ Even using intermediate scrutiny, the court in *Coral Construction* noted that some degree of discrimination must be demonstrated in a particular industry before a gender-specific remedy may be instituted in that industry. As the court stated, “The mere recitation of a benign, compensatory purpose will not automatically shield a gender-specific program from constitutional scrutiny.”¹²

More recently, the Tenth Circuit, on the second appeal in *Concrete Works of Colorado v. City of Denver (Concrete Works IV)*,¹³ approved the constitutionality of a WBE program based on evidence comparable to that supporting an MBE program that the court also upheld in the same decision. Unlike *Coral Construction*, then, *Concrete Works IV* offers no independent guidance on the level of evidence required to support a WBE program. Indeed, one court has questioned the concept that it might be easier to establish a WBE program than it is to establish an MBE program.¹⁴

⁵ Id. at 511.

⁶ Id. at 472.

⁷ *Mississippi University for Women v. Hogan*, 458 U.S. 718, 724 (1982); See also *Ensley Branch, NAACP v. Seibels*, 31 F.3d 1548, 1580 (11th Cir. 1994).

⁸ *Mississippi University for Women*, 458 U.S. at 724 (1982); *Associated General Contractors of California v. City and County of San Francisco*, 813 F. 2d. 922 (9th Cir. 1987), petition dismissed, 493 U.S. 928 (1989). (AGCC I); *Michigan Road Builders Ass’n., Inc. v. Milliken*, 834 F. 2d. 583 (6th Cir. 1987).

⁹ See, e.g., *United States v. Virginia*, 518 U.S. 515 (1996).

¹⁰ See, e.g., *AUC v. Baltimore*, 83 F.Supp2d 613 (D Md 2000); *Engineering Contractors Ass’n of South Florida, Inc. v. Dade County*, 122 F.3d 895 (11th Cir. 1997); *Builders Ass’n of Greater Chicago v. County of Cook*, 256 F.3d 642 (7th Cir. 2001).

¹¹ 941 F.2d 910 (9th Cir. 1991), cert. denied, 502 U.S. 1033 (1992).

¹² Id. at 932.

¹³ 321 F.3d 950 (10th Cir. 2003).

¹⁴ *Builders Ass’n of Greater Chicago*, 256 F.3d at 644.

2.2.3 An Overview of the Applicable Case Law

Unfortunately, neither *Croson* nor *Coral Construction* found a compelling justification for a complete MBE program, and more recent decisions of the Fourth Circuit have not had to address the question squarely. *Croson* found the City of Richmond's evidence to be inadequate as a matter of law, and *Coral Construction* remanded the case for further findings of fact by the district court on the issue of the MBE program. Further, state appellate courts and federal trial courts in South Carolina have not published opinions applying *Croson* locally to affirmative action in government contracting. Nevertheless, more recent cases in other federal circuits have addressed applications of the law that were not considered in *Croson* or *Coral Construction*. Thus, it becomes necessary to look to the decisions of other federal circuits to predict what level of evidence might be required to establish an affirmative action program.

The discussion in this review will also attend closely to the most relevant decisions in this exact area of government contracting. Justice O'Connor, distinguishing her majority opinion on affirmative action in law school admissions from her opinions in government contracting cases, wrote:

*Context matters when reviewing race-based governmental action under the Equal Protection Clause. . . .Not every decision influenced by race is equally objectionable and strict scrutiny is designed to provide a framework for carefully examining the importance and the sincerity of the reasons advanced by the governmental decisionmaker for the use of race in that particular context.*¹⁵

The legal standard for affirmative action in government contracting has remained settled since the *Croson* decision, despite several notable developments in the application of that standard. Thus, it is best to follow the authoritative cases related to government contracting and not get drawn into extensive comparisons with other kinds of affirmative action cases.

Further, some caution must be exercised to relying upon opinions of the federal district courts. The district courts make both findings of fact and holdings of law. As to holdings of law, the district courts are ultimately subject to rulings by their circuit courts. As to matters of fact, their decisions depend heavily on the precise record before them, in these cases frequently including matters such as evaluations of the credibility and expertise of witnesses. Such findings are not binding precedents outside their districts, even if they may indicate the kind of evidence and arguments that might succeed elsewhere. Since there are no published opinions of the district covering Columbia applying *Croson* principles to M/WBEs in the contracting industry, reference to district court opinions will be carefully limited in this review.

Finally, the ways in which municipalities participate in national Disadvantaged Business Enterprise (DBE) programs is a specialized issue quite distinct from that of supporting municipal programs, even if the same kinds of evidence and same levels of review apply. In *Adarand Constructors, Inc. v. Peña*,¹⁶ the Supreme Court did decide that federal DBE programs should be examined by the same strict scrutiny standard that *Croson* mandated for state and local programs. Nevertheless, cases considering national DBE programs have

¹⁵ *Grutter*, 539 U.S. at 327.

¹⁶ *Adarand Constructors, Inc. v. Peña*, 515 U.S. 200 (1995).

many important distinctions from cases considering municipal programs, particularly when it comes to finding a compelling governmental interest.¹⁷ The national DBE cases have somewhat more application in determining whether a local program is narrowly tailored, to be discussed in Section 2.6 below.¹⁸

Thus, the majority of this review will be based on decisions of the federal circuit courts applying *Croson* to city or county programs designed to increase participation by M/WBEs in government contracting. That is not a large body of case law. While other cases are useful as to particular points, only three circuit court cases have reviewed strictly local M/WBE programs and given clear, specific, and binding guidance about the adequacy of a complete factual record including thorough, local disparity studies with at least some statistical analysis. Further, in one of the three directly applicable circuit court cases, the Third Circuit evaded the issue of compelling justification after lengthy discussion, holding that the Philadelphia M/WBE program was unconstitutional because the plan was not narrowly tailored.¹⁹

Ultimately, only two circuit court decisions since *Croson* have passed definitively on thorough, strictly local disparity studies: *Engineering Contractors Ass'n of South Florida, Inc.*,²⁰ and *Concrete Works IV*.²¹ In *Engineering Contractors*, the Eleventh Circuit ultimately upheld the district court finding that Dade County's disparity studies were not adequate to support an M/WBE program, at least in the face of rebuttal evidence.²² By contrast, in *Concrete Works IV* the Tenth Circuit, after holding that the district court had used an improper standard for weighing the evidence, went on to evaluate the evidence and determine that it was adequate as a matter of law to establish a compelling justification for Denver's program. The Supreme Court refused to hear the appeal in *Concrete Works IV*,²³ which refusal in itself has no precedential effect. The dissent to that denial, written by Justice Scalia with the Chief Justice joining, argues that these cases may mark a split in approach among the circuits that will need to be reconciled. While that may be so, the discussion of the issues below will reveal that the distinctions among these key cases are mostly matters related to the thoroughness of the factual record. On the whole, the cases provide fairly specific advice for conducting disparity studies and using them to implement affirmative action programs.

¹⁷ See, e.g., *Adarand v. Slater*, 228 F.3d 1147 (10th Cir. 2000), cert. granted in part sub nom. *Adarand Constructors, Inc. v. Mineta*, 532 U.S. 941 (2001); cert. dismissed as improvidently granted, 534 U.S. 103 (2001); *Sherbrooke Turf v. Minnesota D.O.T.*, 345 F.3d 963 (8th Cir. 2003).

¹⁸ Recently the 9th Circuit ruled in *Western State Paving v. Washington DOT* that specific evidence of discrimination was necessary at a state level in order for the implementation of race-conscious goals to be narrowly tailored. *Western State Paving v. Washington DOT*, Case No. 03-35783 (9th Cir. 2005). In *Northern Contracting v. Illinois DOT*, the district court, while not striking down the program, also required the Illinois DOT to develop local evidence of discrimination sufficient to justify the imposition of race-conscious goals. In this sense, for these cases narrow tailoring still requires factual predicate information to support race-conscious program elements in a DBE program. *Northern Contracting v. Illinois DOT*, No 00 4515 (ND IL 2004).

¹⁹ *Contractors Association of Eastern Pennsylvania, Inc.*, 91 F.3d at 605.

²⁰ 122 F.3d 895.

²¹ 321 F.3d 950.

²² Compare *Cone Corp. v. Hillsborough County*, 908 F.2d 908 (11th Cir. 1990), an earlier decision of the Eleventh Circuit reversing summary judgment against an MBE program where more limited statistical evidence was found adequate to require a trial on the merits in the face of a relatively weak challenge.

²³ (Case No. 02-1673, Nov. 17, 2003).

2.3 **To Withstand Strict Scrutiny, an MBE Program Must Be Based on Thorough Evidence Showing a Compelling Governmental Interest in Remedying Discrimination**

For government contracting programs, courts have yet to find a compelling governmental interest other than remedying discrimination in the relevant marketplace. This result flows from settled law:

*In practice, the interest that is alleged in support of racial preferences is almost always the same—remedying past or present discrimination. That interest is widely accepted as compelling. . . . [T]he true test of an affirmative action program is usually not the nature of the government’s interest, but rather the adequacy of the evidence of discrimination offered to show that interest.*²⁴

The recent holding that other compelling interests may support affirmative action does not yet appear to have any application outside academic admissions cases.²⁵

Croson identified two necessary factors for establishing racial discrimination sufficiently to demonstrate a compelling governmental interest in establishing an M/WBE program. First, there needs to be identified discrimination in the relevant market.²⁶ Second, “the governmental actor enacting the set-aside program must have somehow perpetuated the discrimination to be remedied by the program,”²⁷ either actively or at least passively with “the infusion of tax dollars into a discriminatory industry.”²⁸

Although the Supreme Court in *Croson* did not specifically define the methodology that should be used to establish the evidentiary basis required by strict scrutiny, the Court did outline governing principles. Lower courts have expanded the Supreme Court’s *Croson* guidelines and have applied or distinguished these principles when asked to decide the constitutionality of state, county, and city programs that seek to enhance opportunities for minorities and women. The applications of the *Croson* standard increasingly require very thorough disparity studies.

2.3.1 **Postenactment Evidence**

The Supreme Court in *Croson* found preenactment evidence of discrimination insufficient to justify the program. The defendant in *Croson* did not seek to defend its program based on postenactment evidence. However, following *Croson* a number of circuits did defend the use of postenactment evidence to support the establishment of a local public affirmative action program.²⁹ Some cases required preenactment and postenactment evidence.³⁰

²⁴ *Engineering Contractors Ass’n of South Florida, Inc.*, 122 F.3d at 906 (citing *Ensley Branch NAACP v. Seibels*, 31 F.3d 1548, 1564 (11th Cir. 1994) (citations and internal quotation marks omitted)).

²⁵ *Grutter v. Bollinger*, 539 U.S. 306 (2003).

²⁶ *Croson*, 488 U.S. at 492, 509-10.

²⁷ *Coral Construction*, 941 F.2d at 918.

²⁸ *Id.* at 922.

²⁹ See, e.g., *Engineering Contractors v. Dade County*, 122 F.3d 895 (11th Cir. 1997); *Contractors Assn v. Philadelphia*, 6 F.3d 990 (2d Cir. 1993); *Concrete Works v. The City and County of Denver*, 36 F.3d 1513 (10th Cir. 1994).

³⁰ See, e.g., *Coral Construction v. King County*, 941 F.2d 910 (1991).

The Supreme Court case in *Shaw v. Hunt*³¹ raised anew the issue of postenactment evidence in defending local public sector affirmative action programs. *Shaw* involved the use of racial factors in drawing voting districts in North Carolina. In *Shaw* the Supreme Court rejected the use of reports providing evidence of discrimination in North Carolina because the reports were not developed before the voting districts were designed. Thus, the critical issue was whether the legislative body believed that discrimination existed before the districts were drafted.³²

Following the *Shaw* decision, two district courts rejected the use of postenactment evidence in the evaluation of the constitutionality of local minority business programs.³³ In *West Tennessee ABC v. Memphis City Schools*, the court stated that “The holdings of *Wygant*, *Croson*, and *Shaw* collectively suggest that the court’s task is not to determine if there is now a compelling interest to justify race-based remedial action; its task is to determine if the defendants, at the time they adopted race-based plans, had a compelling interest to act on the basis.”³⁴ In *Associated Utility Contractors v. Baltimore*, a federal district court decision in the Fourth Circuit, the City of Baltimore had enacted a minority business ordinance in 1986. Following *Croson*, the City held public hearings and adopted a new ordinance that readopted the original goals of the earlier ordinance. Although an annual review of the program was required by the ordinance, the same goals were readopted without dispute in every subsequent year. The City of Baltimore had never conducted a disparity study, nor maintained data upon which a disparity study could be conducted. There were decisions in the Fourth Circuit permitting consideration of postenactment evidence in the judicial review of affirmative action programs,³⁵ but the court in *Associated Utility Contractors* deemed those decisions as being before the clarification provided by the Supreme Court in *Shaw*. Consequently, the district court in *Associated Utility Contractors* did not admit the postenactment evidence submitted by the City of Baltimore.³⁶

2.4 Sufficiently Strong Evidence of Significant Statistical Disparities Between Qualified Minorities Available and Minorities Utilized Will Satisfy Strict Scrutiny and Justify a Narrowly Tailored M/WBE Program

The Supreme Court in *Croson* stated that “where gross statistical disparities can be shown, they alone in a proper case may constitute *prima facie* proof of a pattern or practice of discrimination.”³⁷ But the statistics must go well beyond comparing the rate of minority presence in the general population to the rate of prime construction contracts awarded to MBEs. The Court in *Croson* objected to such a comparison, indicating that the proper statistical evaluation would compare the percentage of qualified MBEs in the relevant market with the percentage of total municipal construction dollars awarded to them.³⁸

³¹ *Shaw v. Hunt*, 517 U.S. 899 (1996).

³² *Shaw v. Hunt*, 517 U.S. 899, 910 (1996).

³³ *AUC v. Baltimore*, 83 F.Supp.2d 613 (D Md 2000); *West Tenn ABC v. Memphis City Schools*, 64 F.Supp.2d 714 (WD Tenn 1999).

³⁴ *West Tennessee ABC v. Memphis City Schools*, 64 F. Supp.2d 714, 718 (WD Tenn 1999).

³⁵ See, e.g., *Poderbesky v. Kirwan*, 38 F.3d 147 (4th Cir. 1994); *Maryland Troopers Assn v. Evans*, 993 F.2d 1072 (4th Cir. 1993).

³⁶ *Concrete Works v. Denver IV* did not expressly take up the postenactment evidence issue. However, the court did note the key relevance of evidence on nongoal projects and marketplace discrimination as opposed to evidence from the M/WBE program itself. *Concrete Works v. Denver IV*, 84.

³⁷ *Croson*, 488 U.S. at 501, quoting *Hazelwood School Division v. United States*, 433 U.S. 299, 307-308 (1977).

³⁸ *Id.* at 501.

To meet this more precise requirement, courts have accepted the use of a disparity index.³⁹ The Supreme Court in *Croson* recognized statistical measures of disparity that compared the number of qualified and available M/WBEs with the rate of municipal construction dollars actually awarded to M/WBEs in order to demonstrate discrimination in a local construction industry.⁴⁰ The Ninth Circuit has stated, “In our recent decision [*Coral Construction*] we emphasized that such statistical disparities are ‘an invaluable tool’ in demonstrating the discrimination necessary to establish a compelling interest.”⁴¹

2.4.1 Determining Availability

To perform proper disparity analysis, the government must determine “availability”—the number of qualified minority contractors willing and able to perform a particular service for the municipality. In *Croson*, the Court stated:

*Where there is a significant statistical disparity between the number of qualified minority contractors willing and able to perform a particular service and the number of such contractors actually engaged by the locality or the locality’s prime contractors, an inference of discriminatory exclusion could arise.*⁴²

An accurate determination of availability also permits the government to meet the requirement that it “determine the precise scope of the injury it seeks to remedy” by its program.⁴³ Following *Croson*’s statements on availability, lower courts have considered how legislative bodies may determine the precise scope of the injury sought to be remedied by an MBE program. Availability statistics must be collected accurately and evaluated carefully. If the availability determination is too narrow, potential discrimination might be understated or dismissed as not significant enough to justify an affirmative action program. If the availability determination is too broad, disparities would be exaggerated, threatening the ability of the study to withstand rebuttal. Nevertheless, the federal courts have not provided clear guidance on the best data sources or techniques for measuring M/WBE availability.

Different forms of data used to measure availability give rise to particular controversies. Census data have the benefit of being accessible, comprehensive, and objective in measuring availability. In *Contractors Association of Eastern Pennsylvania, Inc.*, the Third Circuit, while noting some of the limitations of census data, acknowledged that census data could be of some value in disparity studies. In that case, the City of Philadelphia’s consultant calculated a disparity using data showing the total amount of contract dollars awarded by the city, the amount that went to MBEs, and the number of African American construction firms. The consultant combined these data with data from the Census Bureau on the number of construction firms in the Philadelphia Standard Metropolitan Statistical Area.⁴⁴ Despite the district court’s reservations about mixing data sources, the

³⁹ See, e.g., *Engineering Contractors Ass’n of South Florida, Inc.*, 122 F.3d at 914; *Concrete Works IV*, 321 F.3d at 964-69.

⁴⁰ *Croson*, 488 U.S. at 503-504.

⁴¹ *Associated General Contractors of California, Inc. v. Coalition*, 950 F.2d 1401 (9th Cir. 1991) (*AGCC II*) (Citing *Coral Construction*, 941 F.2d at 918; see also, *Croson*, 488 U.S. at 509).

⁴² *Croson*, 488 U.S. at 509 (emphasis added).

⁴³ *Id.*, 488 U.S. at 498.

⁴⁴ *Contractors Association of Eastern Pennsylvania, Inc.*, 91 F.3d at 604.

Third Circuit appeared prepared to accept such data had it ruled on the showing of a compelling interest.

At least one commentator has suggested the use of bidder data to measure M/WBE availability,⁴⁵ but *Croson* does not require the use of bidder data to determine availability. In *Concrete Works*, in the context of plaintiffs' complaint that the City of Denver had not used such information, the Tenth Circuit noted that bid information also has its limits. Firms that bid may not be qualified or able, and firms that do not bid may be qualified and able to undertake agency contracts.⁴⁶

Moreover, not all contracts are let by competitive bids. Thus, there can be greater advantages in the use of vendor data, which is determined by identifying MBEs that have actually performed work for the governmental entity or who have expressed an interest in securing contracts by affirmatively registering with a local agency. Vendor data exclude firms that lack ability or interest to provide goods or services to the governmental entity, while including firms that seek public contracting opportunities other than those that are competitively bid.

2.4.2 Racial Classifications

In determining availability, choosing the appropriate racial groups to consider becomes an important threshold interest.⁴⁷ In *Croson*, the Supreme Court criticized the City of Richmond's inclusion of "Spanish-speaking, Oriental, Indian, Eskimo, or Aleut persons" in the city's affirmative action program.⁴⁸ These groups had not previously participated in city contracting, and "the random inclusion of racial groups that, as a practical matter, may never have suffered from discrimination in the construction industry in Richmond suggests that perhaps the city's purpose was not in fact to remedy past discrimination."⁴⁹ To evaluate availability properly, data must be gathered for each racial group in the marketplace. The Federal Circuit has also required that evidence as to the inclusion of particular groups be kept reasonably current.⁵⁰

2.4.3 Relevant Market Area

Another central issue in availability analysis is the definition of the relevant market area. Specifically, the question is whether the relevant market area should be defined as the area from which a specific percentage of purchases is made, the area in which a specific percentage of willing and able contractors may be located, or the area determined by a fixed geopolitical boundary. If the relevant market area is not properly defined, it can artificially inflate or deflate M/WBE availability.

The Supreme Court has not yet established how the relevant market area should be defined, but some circuit courts have done so, including the Tenth Circuit in *Concrete Works II*, the first appeal in the City of Denver litigation.⁵¹ *Concrete Works of Colorado*, a non-M/WBE construction company, argued that *Croson* precluded consideration of

⁴⁵ G. LaNoue, "Who Counts? Determining the Availability of Minority Businesses for Contracting After *Croson*," 21 *Harvard Journal of Law and Public Policy* 793, 833 (1998).

⁴⁶ *Concrete Works II*, 36 F.3d at 89-90; *Concrete Works IV*, 321 F.3d at 983-84.

⁴⁷ Racial groups, as the term is used herein, include both racial and ethnic categories.

⁴⁸ *Id.*, 488 U.S. at 506.

⁴⁹ *Id.*

⁵⁰ *Rothe*, 262 F.3d at 1323.

⁵¹ *Concrete Works IV*, 36 F.3d at 1520.

discrimination evidence from the six-county Denver Metropolitan Statistical Area (MSA), so that Denver should use data only from within the City and County of Denver. The Tenth Circuit, interpreting *Croson*, concluded, “The relevant area in which to measure discrimination . . . is the local construction market, but that is not necessarily confined by jurisdictional boundaries.”⁵² The court further stated:

*It is important that the pertinent data closely relate to the jurisdictional area of the municipality whose program we scrutinize, but here Denver’s contracting activity, insofar as construction work is concerned, is closely related to the Denver MSA.*⁵³

The Tenth Circuit ruled that over 80 percent of Denver Department of Public Works construction and design contracts were awarded to firms located within the Denver MSA; therefore, the appropriate market area should be the Denver MSA, not the City and County of Denver alone.⁵⁴ Accordingly, data from the Denver MSA were “adequately particularized for strict scrutiny purposes.”⁵⁵ The current study is using an area that includes 75 percent or more of the Columbia contracts.

2.4.4 Firm Qualifications

Another availability consideration is whether M/WBE firms are qualified to perform the required services. In *Croson*, the Supreme Court noted that although gross statistical disparities may demonstrate *prima facie* proof of discrimination, “when special qualifications are required to fill particular jobs, comparisons to the general population (rather than to the smaller group of individuals who possess the necessary qualifications) may have little probative value.”⁵⁶ The Court, however, did not define the test for determining whether a firm is qualified.

Considering firm qualifications is important not only to assess whether M/WBEs in the relevant market area can provide the goods and services required, but also to ensure proper comparison between the number of qualified M/WBEs and the total number of similarly qualified contractors in the marketplace.⁵⁷ In short, proper comparisons ensure the required integrity and specificity of the statistical analysis. For instance, courts have specifically ruled that the government must examine prime contractors and subcontractors separately when the M/WBE program is aimed primarily at one or the other.⁵⁸

2.4.5 Willingness

Croson requires that an “available” firm must not only be qualified but also be willing to provide the required services. In this context, it can be difficult to determine whether a business is willing. Courts have approved including businesses in the availability pool that may not be on the government’s certification list. In *Concrete Works II*, Denver’s availability analysis indicated that while most MBEs and WBEs had never participated in city contracts,

⁵² *Id.*

⁵³ *Id.*

⁵⁴ *Id.*

⁵⁵ *Id.*

⁵⁶ *Croson*, 488 U.S. at 501, citing *Hazelwood School Dist. v. United States*, 433 U.S. 299, 388, n.13 (1977).

⁵⁷ *Hazelwood School Dist.*, 433 U.S. 299.

⁵⁸ *Scott v. City of Jackson*, 199 F.3d 206, 218 (1999); *Contractors Association.*, 91 F.3d at 603.

“almost all firms contacted indicated that they were interested in municipal work.”⁵⁹ In *Contractors Association of Eastern Pennsylvania, Inc.*, the Third Circuit explained, “In the absence of some reason to believe otherwise, one can normally assume that participants in a market with the ability to undertake gainful work will be ‘willing’ to undertake it.”⁶⁰ The court went on to note:

*Past discrimination in a marketplace may provide reason to believe the minorities who would otherwise be willing are discouraged from trying to secure the work. . . . [I]f there has been discrimination in City contracting, it is to be expected that African American firms may be discouraged from applying, and the low numbers [of African American firms seeking to prequalify for City-funded contracts] may tend to corroborate the existence of discrimination rather than belie it.*⁶¹

Even so, the strongest possible disparity study would also present information about the willingness of M/WBEs to perform the required services.

2.4.6 Ability

Another availability consideration is whether the firms being considered are able to perform a particular service. Those who challenge affirmative action often question whether M/WBE firms have the “capacity” to perform particular services.

The Eleventh Circuit accepted a series of arguments that firm size has a strong impact on “ability” to enter contracts, that M/WBE firms tend to be smaller, and that this smaller size, not discrimination, explains the resulting disparity.⁶² By contrast, the Tenth Circuit in *Concrete Works II* and *IV* recognized the shortcomings of this treatment of firm size.⁶³ *Concrete Works IV* noted that the small size of such firms can itself be a result of discrimination.⁶⁴ The Tenth Circuit acknowledged the City of Denver’s argument that a small construction firm’s precise capacity can be highly elastic.⁶⁵ Under this view, the relevance of firm size may be somewhat diminished. Further, the Eleventh Circuit was dealing with a statute which itself limited remedies to M/WBEs that were smaller firms by definition.⁶⁶

Nevertheless, any disparity study should address the issue of firm size as it affects capacity. It would currently seem imperative to perform regression analysis adjusting for the size of contracting businesses and to investigate further should the regression for size—or any other factors other than discrimination—seem to explain the disparities.

2.4.7 Statistical Evidence of Discrimination in Disparity Studies

Although courts have indicated that anecdotal evidence may suffice without statistical evidence, no case without statistical evidence has been given serious consideration by any

⁵⁹ *Concrete Works II*, 36 F.3d at 1529.

⁶⁰ *Contractors Association of Eastern Pennsylvania, Inc.*, 91 F.3d at 603.

⁶¹ *Id.* at 603-04.

⁶² *Id.* at 917-18, 924.

⁶³ *Concrete Works II*, 36 F.3d at 1528-29; *Concrete Works IV*, 321 F.3d at 980-92.

⁶⁴ *Concrete Works IV*, 321 F.3d at 980-84.

⁶⁵ *Concrete Works IV*, 321 F.3d at 981.

⁶⁶ *Engineering Contractors Ass’n of South Florida, Inc.*, 122 F.3d at 917.

circuit court. In practical effect, courts require statistical evidence. Further, the statistical evidence needs to be held to appropriate professional standards.⁶⁷ For instance, the Eleventh Circuit in the Dade County case noted that disparity indices could be discounted by proper analysis of standard deviation.⁶⁸ Further, the interpretations of the studies must not assume discrimination has caused the disparities, but must account for alternative explanations of the statistical patterns.⁶⁹ The Third Circuit also indicated that statistics about prime contracting disparity had little if any weight when the eventual M/WBE program offered its remedies solely to subcontractors.⁷⁰

The Eleventh Circuit addressed the role of statistical significance in assessing levels of disparity. Generally, disparity indices of 80 percent or higher—indicating close to full participation—are not considered significant.⁷¹ The court referenced the Equal Employment Opportunity Commission’s disparate impact guidelines, which establish the 80 percent test as the threshold for determining a *prima facie* case of discrimination.⁷² According to the Eleventh Circuit, no circuit that has explicitly endorsed using disparity indices has held that an index of 80 percent or greater is probative of discrimination, but they have held that indices below 80 percent indicate “significant disparities.”⁷³ The current study is using an index of 80 percent as the threshold for significant disparity.

In support of the use of standard deviation analyses to test the statistical significance of disparity indices, the Eleventh Circuit observed that “social scientists consider a finding of two standard deviations significant, meaning there is about one chance in 20 that the explanation for the deviation could be random and the deviation must be accounted for by some other factor than chance.”⁷⁴ With standard deviation analyses, the reviewer can determine whether the disparities are substantial or statistically significant, lending further statistical support to a finding of discrimination. On the other hand, if such analysis can account for the apparent disparity, the study will have little if any weight as evidence of discrimination.

2.4.8 Anecdotal Evidence of Discrimination in Disparity Studies

Most disparity studies present anecdotal evidence along with statistical data. The Supreme Court in *Croson* discussed the relevance of anecdotal evidence and explained: “Evidence of a pattern of individual discriminatory acts can, if supported by appropriate statistical proof, lend support to a local government’s determination that broader remedial relief is justified.”⁷⁵ Although *Croson* did not expressly consider the form or level of specificity required for anecdotal evidence, the Ninth Circuit has addressed both issues.

⁶⁷ *Contractors Association of Eastern Pennsylvania, Inc.*, 91 F.3d at 599-601.

⁶⁸ *Id.* at 910-17.

⁶⁹ *Id.* at 922.

⁷⁰ *Id.* at 599.

⁷¹ *Engineering Contractors Ass’n of South Florida, Inc.*, 122 F.3d at 914.

⁷² *Id.* at 914 (citing 29 C.F.R. § 1607.4D concerning the disparate impact guidelines and threshold used in employment cases).

⁷³ *Engineering Contractors Ass’n of South Florida, Inc.*, 122 F.3d at 914 (referencing the first appeal in *Contractors Association of Eastern Pennsylvania, Inc.*, 6 F.3d at 1005, crediting disparity index of 4 percent; and *Concrete Works II*, 36 F.3d at 1524, crediting disparity indices ranging from 0 percent to 3.8 percent).

⁷⁴ *Engineering Contractors Ass’n of South Florida, Inc.*, 122 F.3d at 914 (citing *Peightal v. Metropolitan Dade County*, 26 F.3d 1545, 1556 n.16 (11th Cir. 1994) (quoting *Waisome v. Port Authority*, 948 F.2d 1370, 1376 (2d Cir. 1991)).

⁷⁵ *Croson*, 488 U.S. at 509.

Regarding the appropriate form of anecdotal evidence, the Ninth Circuit in *Coral Construction* noted that the record provided by King County was “considerably more extensive than that compiled by the Richmond City Council in *Croson*.”⁷⁶ The King County record contained affidavits of at least 57 minority or female contractors, each of whom complained in varying degrees of specificity about discrimination within the local construction industry. The *Coral Construction* court stated that the M/WBE affidavits “reflected a broad spectrum of the contracting community” and the affidavits “certainly suggested that ongoing discrimination may be occurring in much of the King County business community.”⁷⁷

In *AGCC II*, the Ninth Circuit discussed the specificity of anecdotal evidence required by *Croson*.⁷⁸ Seeking a preliminary injunction, the contractors contended that the evidence presented by the City of San Francisco lacked the specificity required both by an earlier appeal in that case⁷⁹ and by *Croson*. The court held that the city’s findings were based on substantially more evidence than the anecdotes in the two prior cases and were “clearly based upon dozens of specific instances of discrimination that are laid out with particularity in the record, as well as significant statistical disparities in the award of contracts.”⁸⁰

The court also ruled that the city was under no burden to identify specific practices or policies that were discriminatory.⁸¹ Reiterating the city’s perspective, the court stated that the city “must simply demonstrate the existence of past discrimination with specificity; there is no requirement that the legislative findings specifically detail each and every instance that the legislative body had relied upon in support of its decision that affirmative action is necessary.”⁸²

Not only have courts found that a municipality does not have to specifically identify all the discriminatory practices impeding M/WBE utilization, but the Tenth Circuit in *Concrete Works IV* also held that anecdotal evidence collected by a municipality did not have to be verified. The court stated:

*There is no merit to the [plaintiff’s] argument that witnesses’ accounts must be verified to provide support for Denver’s burden. Anecdotal evidence is nothing more than a witness’ narrative of an incident told from the witness’ perspective and including the witness’ perceptions...Denver was not required to present corroborating evidence and [the plaintiff] was free to present its own witnesses to either refute the incidents described by Denver’s witnesses or to relate their own perceptions on discrimination in the Denver construction industry.*⁸³

Lower courts have relied on anecdotal evidence to demonstrate the existence of past and present discrimination. Both the Ninth and Tenth Circuits (e.g., in *AGCC II* and *Concrete Works IV*) have indicated that while anecdotal evidence alone is generally not sufficient to

⁷⁶ *Coral Construction*, 941 F.2d at 917.

⁷⁷ *Id.* at 917-18.

⁷⁸ *AGCC II*, 950 F.2d at 1414.

⁷⁹ *AGCC I*, 813 F.2d 922.

⁸⁰ *AGCC II*, 950 F.2d. at 1416. This evidence came from 10 public hearings and “numerous written submissions from the public.”

⁸¹ *Id.* at 1410.

⁸² *Id.* at 1416.

⁸³ *Concrete Works IV*, 321 F.3d at 989.

prove discrimination, the combination of specific incidents of discrimination in conjunction with significant statistical disparities provides a strong basis in evidence for establishing discrimination sufficiently to justify a narrowly tailored race-conscious and gender-conscious program.

In *Coral Construction*, the Ninth Circuit addressed the use of anecdotal evidence alone to prove discrimination. Although King County's anecdotal evidence was extensive, the court noted the absence in the record of any statistical data in support of the program. Additionally, the court stated, "While anecdotal evidence may suffice to prove individual claims of discrimination, rarely, if ever, can such evidence show a *systematic pattern of discrimination necessary for the adoption of an affirmative action plan*."⁸⁴ The court concluded, by contrast, that "the combination of convincing anecdotal and statistical evidence is potent."⁸⁵

The current study includes 65 personal interviews, two public hearings, a focus group, and a substantial telephone survey.

2.5 The Governmental Entity or Agency Enacting an MBE Program Must Be Shown to Have Actively or Passively Perpetuated the Discrimination

In *Croson*, the Supreme Court stated, "It is beyond dispute that any public entity, state or federal, has a compelling interest in assuring that *public* dollars, drawn from the tax contributions of all citizens, do not serve to finance the evil of *private* prejudice."⁸⁶ *Croson* provided that the government "can use its spending powers to remedy private discrimination, if it identifies that discrimination with the particularity required by the Fourteenth Amendment."⁸⁷ The government agency's active or passive participation in discriminatory practices in the marketplace may show the compelling interest. Defining passive participation, *Croson* stated:

*Thus, if the city could show that it had essentially become a "passive participant" in a system of racial exclusion practiced by elements of the local construction industry, we think it clear that the city could take affirmative steps to dismantle such a system.*⁸⁸

The Tenth Circuit decision in *Adarand* concluded that evidence of private sector discrimination provided a compelling interest for a DBE program.⁸⁹ Later cases have reaffirmed that the government has a compelling interest in avoiding the financing of private discrimination with public dollars.⁹⁰

Relying on this language in *Croson*, a number of local agencies have increased their emphasis on evidence of discrimination in the private sector. This strategy has not always

⁸⁴ *Coral Construction*, 941 F.2d at 919 (emphasis added).

⁸⁵ *Id.*

⁸⁶ *Coral Construction*, 941 F.2d at 922 (citing *Croson*, 488 U.S. at 492) (emphasis added).

⁸⁷ See *Croson*; see generally I. Ayres and F. Vars, "When Does Private Discrimination Justify Public Affirmative Action?" 98 *Columbia Law Review* 1577 (1998).

⁸⁸ *Croson*, 488 U.S. at 492.

⁸⁹ *Adarand v. Slater*, 228 F.3d 1147 (10th Cir. 2000).

⁹⁰ *Associated General Contractors of Ohio, Inc. v. Drabik*, 214 F.3d 730, 734-35 (6th Cir. 2000). See also *Concrete Works II*, 36 F.3d at 1529. *Coral Construction*, 941 F.2d at 916; *AGC v. New Haven*, 791 F.Supp. 941, 947 (D.Conn. 1992).

succeeded. In the purest case, Cook County did not produce a disparity study but instead presented anecdotal evidence that M/WBEs were not solicited for bids in the private sector. Cook County lost the trial and the resulting appeal.⁹¹ Similarly, evidence of private sector discrimination presented in litigation was found inadequate in the Fulton County, Philadelphia, and Dade County cases.⁹² The Third Circuit—in discussing low MBE participation in a local contractors association in the City of Philadelphia—has stated that “racial discrimination can justify a race-based remedy only if the city has somehow participated in or supported that discrimination.”⁹³ Nevertheless, recently in *Concrete Works IV* the Tenth Circuit upheld the relevance of data from the private marketplace to establish a factual predicate for M/WBE programs.⁹⁴ That is, courts mainly seek to ensure that M/WBE programs are based on findings of active or passive discrimination in the government contracting marketplace, and not simply attempts to remedy general societal discrimination.

Courts also seek to find a causal connection between a statistical disparity and actual underlying discrimination. In *Engineering Contractors*, one component of the factual predicate was a study comparing entry rates into the construction business for M/WBEs and non-M/WBEs.⁹⁵ The analysis provided statistically significant evidence that minorities and women entered the construction business at rates lower than would be expected, given their numerical presence in the population and human and financial capital variables. The study argued that those disparities persisting after the application of appropriate statistical controls were most likely the result of current and past discrimination. Even so, the Eleventh Circuit criticized this study for reliance on general census data and for the lack of particularized evidence of active or passive discrimination by Dade County, holding that the district court was entitled to find that the evidence did not show compelling justification for an M/WBE program.⁹⁶

The Seventh Circuit has perhaps set a higher bar for connecting private discrimination with government action. The trial court in the Cook County case extensively considered evidence that prime contractors simply did not solicit M/WBEs as subcontractors and considered carefully whether this evidence on solicitation served as sufficient evidence of discrimination, or whether instead it was necessary to provide further evidence that there was discrimination in hiring M/WBE subcontractors.⁹⁷ The Seventh Circuit held that this evidence was largely irrelevant.⁹⁸ Beyond being anecdotal and partial, evidence that contractors failed to solicit M/WBEs on Cook County contracts was not the same as evidence that M/WBEs were denied the opportunity to bid.⁹⁹ Furthermore, such activities of contractors did not necessarily implicate the County as even a passive participant in such discrimination as might exist because there was no evidence the County knew about it.¹⁰⁰

⁹¹ *Builders Association of Greater Chicago v. County of Cook*, 123 F. Supp. 2d 1087 (ND IL 2000); 256 F.3d 642 (7th Cir. 2001).

⁹² *Webster v. Fulton County*, 51 F. Supp. 2d 1354 (ND GA 1999); *Contractors Association of Eastern Pennsylvania, Inc.*, 91 F.3d at 602.; *Engineering Contractors Ass'n of South Florida, Inc.*, 122 F.3d at 914.

⁹³ *Contractors Association of Eastern Pennsylvania, Inc.*, 91 F.3d at 602; see also *Webster*, 51 F. Supp. 2d 1354.

⁹⁴ *Concrete Works IV*, 321 F.3d at 69.

⁹⁵ *Engineering Contractors Ass'n of South Florida, Inc.*, 122 F.3d at 921-22.

⁹⁶ *Id.* at 922.

⁹⁷ *Builders Assn of Chicago v. Cook County*, 123 F.Supp. 1087 (ND IL 2000).

⁹⁸ *Builders Ass'n of Greater Chicago*, 256 F.3d at 645.

⁹⁹ *Id.*

¹⁰⁰ *Id.*

Interestingly, courts have been willing to see capital market discrimination as part of the required nexus between private and public contracting discrimination, even if capital market discrimination could arguably be seen as simply part of broader societal discrimination. In *Adarand v. Slater*, the Tenth Circuit favorably cited evidence of capital market discrimination as relevant in establishing the factual predicate for the federal DBE program.¹⁰¹ The same court in, *Concrete Works IV*, found that barriers to business formation were relevant insofar as this evidence demonstrated that M/WBEs were “precluded from the outset from competing for public construction contracts.”¹⁰² Along related lines, the court also found a regression analysis of census data to be relevant evidence showing barriers to M/WBE formation.¹⁰³

Finally, courts have come to different conclusions about the effects of M/WBE programs on the evidence itself. For instance, is M/WBE participation in public sector projects higher than in private sector projects simply because the M/WBE program increases M/WBE participation in the public sector, or is such a pattern evidence of private sector discrimination? The Seventh Circuit raised the former concern in the recent Cook County litigation.¹⁰⁴ *Concrete Works IV*, on the other hand, expressly cited as evidence of discrimination that M/WBE contractors used for business with the City of Denver were not used by the same prime contractors for private sector contracts.¹⁰⁵ Is evidence of a decline in M/WBE utilization following a change in or termination of an M/WBE program relevant and persuasive evidence of discrimination? The circuit courts in *Concrete Works IV* and *Sherbrooke Turf* did find that such a decline in M/WBE utilization was evidence that prime contractors were not willing to use M/WBEs in the absence of legal requirements.¹⁰⁶ Other courts have not arrived at the same conclusion.¹⁰⁷

2.6 To Withstand Strict Scrutiny, an MBE Program Must Be Narrowly Tailored to Remedy Identified Discrimination

The discussion of compelling interest in the court cases has been extensive, but narrow tailoring may be the more critical issue. As David Strauss, a law professor at the University of Chicago, noted when the Supreme Court first ruled on *Adarand* in 1995:

The requirement that an interest be “compelling” is seldom what defeats a statute; over the years, the Supreme Court has found an enormous range of government interests to be “Compelling.” It is the requirement that a measure be “necessary” or “narrowly tailored” that has proved difficult to satisfy. States seldom have a difficult time advancing some obviously important interest that is arguably or plausibly promoted by a challenged

¹⁰¹ *Adarand v. Slater*, 228 F.3d at 1169-70 (10th Cir. 2000).

¹⁰² *Concrete Works IV*, 321 F.2d at 977. The district court had rejected evidence of credit market discrimination as adequate to provide a factual predicate for an M/WBE program. *Concrete Works v. Denver*, 86 F.Supp. 2d 1042 (D Co. 2000) (*Concrete Works I*).

¹⁰³ *Id.* at 977.

¹⁰⁴ *Builders Ass’n of Greater Chicago*, 256 F.3d at 645.

¹⁰⁵ *Concrete Works IV*, 321 F.3d at 984-85.

¹⁰⁶ *Concrete Works IV*, 321 F.3d at 985; *Sherbrooke Turf*, 345 F.3d at 973.

¹⁰⁷ See, e.g., *AGC v. Columbus*, 936 F. Supp. 1363 (SD Ohio 1996).

*law. What makes strict scrutiny effective is that it is difficult to show that the measure is an especially good way of promoting that objective.*¹⁰⁸

While Professor Strauss may understate the difficulty of showing a compelling interest in these cases, certainly many courts have held that even if a compelling interest for the M/WBE program can be found, the program has not been narrowly tailored.¹⁰⁹ Further, *Concrete Works IV*,¹¹⁰ one of the most helpful cases in determining compelling interest, did not consider the issue of narrow tailoring. Instead, the Tenth Circuit held that the plaintiffs had waived any challenge to the original ruling of the district court¹¹¹ that the program was narrowly tailored.

Nevertheless, there are other sources of guidance on narrow tailoring. For instance, the federal courts have found that the DBE program established pursuant to federal regulations (49 CFR, Part 26) issued under the Transportation Equity Act (TEA-21) (1998) has been narrowly tailored to serve a compelling interest.¹¹² The federal courts had previously ruled that there was a factual predicate for the federal Department of Transportation (DOT) DBE program, but that in its earlier versions the program was not narrowly tailored.¹¹³ The more recent rulings provide some guidance as to what program configurations the courts will judge to be narrowly tailored.

Further, in *Coral Construction*, the Ninth Circuit provided a relatively thorough analysis of narrow tailoring. Indeed, a number of cases that have not found programs to be narrowly tailored have nevertheless discussed carefully what would be required to prove narrow tailoring. Unfortunately, the courts have not agreed upon a single, specific, and unique test for the narrow tailoring of government contracting programs.

Nevertheless, in a wider range of affirmative action cases, courts have identified the following elements of narrow tailoring:¹¹⁴

- the utilization of race-neutral alternatives;
- the relationship between remedial goals and availability;
- program flexibility;
- the relationship between the remedies and the beneficiaries of those remedies;
- the impact on innocent third parties; and
- limited duration.

¹⁰⁸ David Strauss, "Affirmative Action and the Public Interest," *Supreme Court Review* (1995), at 29-30.

¹⁰⁹ *Contractors Association of Eastern Pennsylvania, Inc.*, 91 F.3d at 605; *Engineering Contractors Ass'n of South Florida, Inc.*, 122 F.3d at 926-929.

¹¹⁰ *Concrete Works IV*, 321 F.3d at 992-93.

¹¹¹ *Concrete Works v. City of Denver*, 823 F.Supp. 821 (D.Colo. 1993).

¹¹² *Adarand v. Slater*, 228 F.3d 1147; *Sherbrooke Turf*, 345 F.3d 963.

¹¹³ In 1998 in *Sherbrooke I* the Minnesota district court had ruled that while there was a compelling interest for the DBE program the program was not narrowly tailored. In 1996, before the new DBE regulations, the district court in Colorado, upon remand from the 1995 U.S. Supreme Court, had made a similar ruling in *Adarand v. Peña*.

¹¹⁴ See *U.S. v. Paradise*, 480 U.S. 149, 171 (1987); *Rothe*, 262 F.3d at 1331 (citing *Paradise*).

In the interest of thoroughness, the discussion below is arranged under these more general points.

2.6.1 Race-Neutral Alternatives

Concerning race-neutral alternatives, the Supreme Court in *Croson* concluded that a governmental entity must demonstrate that it has evaluated the use of race-neutral means to increase minority business participation in contracting or purchasing activities. As the Ninth Circuit stated in *Coral Construction*, “Among the various narrow tailoring requirements, there is no doubt that consideration of race-neutral alternatives is among the most important.”¹¹⁵ There is little if any chance for a plan to succeed without addressing this requirement.

For example, the Eleventh Circuit criticized Dade County for assuming that race-based solutions were necessary to address race-based problems.¹¹⁶ Certainly, strict scrutiny does not mandate that every race-neutral measure be considered and found wanting. As the Ninth Circuit stated in *Coral Construction*, “While strict scrutiny requires serious, good faith consideration of race-neutral alternatives, strict scrutiny does not require exhaustion of every possible such alternative.”¹¹⁷ For instance, in that case King County was not required to challenge state laws restricting its ability to alter bonding requirements. Nevertheless, in *Coral Construction* the Ninth Circuit found it important that King County had adopted a number of race-neutral measures to help overcome discrimination.¹¹⁸

In upholding the narrow tailoring of federal DBE regulations, the Tenth Circuit noted that under those regulations, “if a recipient can meet its overall goal through race-neutral means, it must implement its program without the use of race-conscious contracting measures, and enumerate a list of race-neutral measures.”¹¹⁹ Those measures included “helping overcome bonding and financing obstacles, providing technical assistance, [and] establishing programs to assist start-up firms.”¹²⁰

2.6.2 Relationship of Goals to Availability

Narrow tailoring under the *Croson* standard requires that remedial goals be in line with measured availability. Merely setting percentages without a carefully selected basis in statistical studies, as the City of Richmond did in *Croson* itself, has played a strong part in decisions finding other programs unconstitutional.¹²¹

Similarly, in *Associated Utility Contractors*, the district court noted that “a percentage set-aside measure, like the M/WBE goals at issue here, can only be justified by reference to the overall availability of minority- and women-owned businesses in the relevant markets. In the absence of such figures, the 20 percent MBE and 3 percent WBE set-aside figures are

¹¹⁵ *Coral Construction*, 941 F.2d at 922.

¹¹⁶ *Engineering Contractors Ass'n of South Florida, Inc.*, 122 F.3d at 927-28. See also *Contractors Association of Eastern Pennsylvania, Inc.*, 91 F.3d at 609; *AGC v. Drabik*, 214 F.3d at 738.

¹¹⁷ *Coral Construction*, 941 F.2d at 923; see also *AGCC II*, 950 F.2d at 1417.

¹¹⁸ *Coral Construction*, 941 F.2d at 923.

¹¹⁹ *Adarand v. Slater*, 228 F.3d. at 1179.

¹²⁰ *Id.*

¹²¹ See, e.g., *Builders Ass'n of Greater Chicago*, 256 F.3d at 647.

arbitrary and clearly unenforceable in light of controlling Supreme Court and Fourth Circuit authority.”¹²²

By contrast, the courts have approved the goal-setting process for the DOT DBE program, as revised in 1999.¹²³ The approved DOT DBE regulations require that goals be based on one of several methods for measuring DBE availability.¹²⁴ Moreover, the approved regulations use built-in mechanisms to ensure that DBE goals are not set excessively high relative to DBE availability. For example, the approved DBE goals are to be set aside if the overall goal has been met for two consecutive years by race-neutral means. The approved DBE contract goals also must be reduced if overall goals have been exceeded with race-conscious means for two consecutive years. Circuit courts found these provisions to be narrowly tailored, particularly when implemented according to thorough local disparity studies that carefully calculate the applicable goals.¹²⁵

Coral Construction also noted with approval that King County set its percentages individually on large contracts according to the number of available MBEs, and had chosen a relatively low percentage (5%) for contracts of under \$10,000—which percentage in turn was not absolute, but subject to further fact-specific considerations under a “bid preference” plan. Further, King County had carefully limited preferences for instances where it had evidence of discrimination against particular racial groups.¹²⁶

2.6.3 **Flexibility**

Programs achieve flexibility by using waivers and variable project goals to avoid merely setting a quota. *Croson* favorably mentioned the contract-by-contract waivers in the federal DBE DOT program.¹²⁷ Virtually all successful MBE programs have this waiver feature in their enabling legislation. For instance, King County’s program permitted prime contractors to request a waiver of the MBE participation requirement when a non-MBE was the sole source of a good or service, or if no MBE was otherwise available or competitively priced. In addition, under the preference method, if no MBE was within 5 percent of the lowest bidder, a non-MBE was awarded the contract. Therefore, the Ninth Circuit concluded, “King County’s MBE program is not facially unconstitutional for want of flexibility.”¹²⁸

Similarly, it is important that project goals are not set rigidly. For example, the DOT DBE program, as approved by federal circuit courts, has provided for extensive flexibility.¹²⁹ The approved DBE provisions set aspirational, not mandatory, goals; expressly forbade quotas; and used overall goals as simply a framework for setting local contract goals, if any, based on local data.¹³⁰ All of these factors have impressed the courts that upheld the constitutionality of the revised DOT DBE program.¹³¹

¹²² *Associated Utility Contractors v. Baltimore*, 83 F.Supp2d 613, 622 (D Md 2000). See also *AGC v. Florida*, 2004 U.S. Dist. LEXIS 1695 (ND FL 2004).

¹²³ *Adarand v. Slater*, 228 F.3d at 1182; *Sherbrooke Turf*, 345 F.3d at 972.

¹²⁴ 49 CFR, Section 26, Part 45.

¹²⁵ *Sherbrooke Turf*, 345 F.3d at 973, 974.

¹²⁶ *Coral Construction*, 941 F.2d at 924.

¹²⁷ *Croson*, 488 U.S. at 489.

¹²⁸ *Coral Construction*, 941 F.2d at 925.

¹²⁹ *Adarand v. Slater*, 228 F.3d at 1182; *Sherbrooke Turf*, 345 F.3d at 972.

¹³⁰ *Id.*

¹³¹ *Id.*

2.6.4 Overinclusion

Narrow tailoring also involves limiting the number and type of beneficiaries of the program. As noted above, there has to be evidence of discrimination to justify a group-based remedy, and overinclusion of uninjured individuals or groups can endanger the entire program.¹³² Federal DBE programs have succeeded in part because regulations covering DBE certification do not provide blanket protection to minorities.¹³³

Critically, the MBE program must be limited in its geographical scope to the boundaries of the enacting government's marketplace. The Supreme Court indicated in *Croson* that a local agency has the power to address discrimination only within its own marketplace. One fault of the Richmond MBE programs was that minority firms were certified from around the United States.¹³⁴

In *Coral Construction*, the Ninth Circuit concluded that the King County MBE program failed this part of the narrow tailoring test because the definition of MBEs eligible to benefit from the program was overbroad. The definition included MBEs that had no prior contact with King County if the MBE could demonstrate that discrimination occurred "in the particular geographic areas in which it operates."¹³⁵ This MBE definition suggested that the program was designed to eradicate discrimination not only in King County but also in the particular area in which a nonlocal MBE conducted business. In essence, King County's program focused on the eradication of societywide discrimination, which is outside the power of a state or local government. Since "the County's interest is limited to the eradication of discrimination within King County, the only question that the County may ask is whether a business has been discriminated against in King County."¹³⁶

In clarifying an important aspect of the narrow tailoring requirement, the court defined the issue of eligibility for MBE programs as one of participation, not location. For an MBE to reap the benefits of an affirmative action program, the business must have been discriminated against in the jurisdiction that established the program.¹³⁷ As a threshold matter, before a business can claim to have suffered discrimination, it must have attempted to do business with the governmental entity.¹³⁸ It was found significant that "if the County successfully proves malignant discrimination within the King County business community, an MBE would be presumptively eligible for relief if it had previously sought to do business in the County."¹³⁹

To summarize, according to the Ninth Circuit, the presumptive rule requires that the enacting governmental agency establish that systemic discrimination exists within its jurisdiction and that the MBE is, or attempted to become, an active participant in the agency's marketplace.¹⁴⁰ Since King County's definition of an MBE permitted participation by those with no prior contact with King County, its program was overbroad. By useful

¹³² See, e.g., *Builders Ass'n of Greater Chicago*, 256 F.3d at 647.

¹³³ *Sherbrooke Turf v. Minnesota D.O.T.*, 345 F.3d 963, 972-73 (8th Cir. 2003).

¹³⁴ *Croson*, 488 U.S. at 508.

¹³⁵ *Id.*

¹³⁶ *Id.*

¹³⁷ *Id.*

¹³⁸ *Id.*

¹³⁹ *Id.*

¹⁴⁰ *Id.*

contrast, *Concrete Works II* held that the more extensive but still local designation of the entire Denver MSA constitutes the marketplace to which the programs may apply.¹⁴¹

2.6.5 Burden on Third Parties

Narrow tailoring also requires minimizing the burden of the program on third parties. Waivers are one tool that serves this purpose. Another tool is the good faith compliance provisions in the DBE regulations, by which prime contractors may avoid a goal if they attempted to comply in good faith.¹⁴² The DOT DBE regulations have also sought to reduce the program burden on non-DBEs by avoiding DBE concentration in certain specialty areas,¹⁴³ and by allowing for the inclusion of nonminority DBEs in the DBE program. These features have gained the approval of the only circuit court to have discussed them at length as measures lowering for impact on third parties.¹⁴⁴

2.6.6 Program Duration

Narrow tailoring requires some form of limit on program duration. In *Adarand v. Peña*, the Supreme Court wrote that a program should be “appropriately limited such that it will not last longer than the discriminatory effects it is designed to eliminate.”¹⁴⁵ In *Webster v. Fulton County*, the district court noted that the program it disapproved had been in place for 20 years with no contemplation of expiration.¹⁴⁶ There is yet no strong guidance on the nature of qualifying provisions for ending a program, but presumably the duration of the program must be narrowly tailored to fit the evidence of discrimination, which evidence in turn should be revised periodically.

Appellate courts have noted several possible mechanisms for limiting program duration: “sunset” provisions, required periodic review and reauthorization, required termination if goals have been met,¹⁴⁷ decertification of MBEs who achieve certain levels of success, or mandatory review of MBE certification at regular, relatively brief periods.¹⁴⁸ Governments thus have some duty to ensure that they update their evidence of discrimination regularly enough to review the need for their programs and to revise programs by narrowly tailoring them to fit the fresh evidence.¹⁴⁹

Some courts have complained about size limits being too high and too few firms graduating from an M/WBE program. In *Builders Association v. Chicago* the District Court noted, “The ‘graduation’ revenue amount is very high, \$27,500,000, and very few have graduated. There is no net worth threshold.”¹⁵⁰ The \$27.5 million threshold in the Chicago, M/WBE program was based on Small Business Association (SBA) size standards.

The DOT DBE program has had a variety of provisions limiting duration. First, DBEs could participate in the program for only limited periods. Second, annual certification involving

¹⁴¹ *Concrete Works II*, 36 F.3d at 1520.

¹⁴² 49 CFR, Section 26, Part 53.

¹⁴³ 49 CFR, Section 26, Part 33.

¹⁴⁴ *Adarand v. Slater*, 228 F.3d at 1182

¹⁴⁵ *Id.*, 515 U.S. at 238 (internal quotations and citations omitted).

¹⁴⁶ *Webster v. Fulton County*, 51 F.Supp.2d 1354, 1382 (N.D.Ga. 1999).

¹⁴⁷ *Sherbrooke*, 354 F.3d at 972

¹⁴⁸ *Adarand v. Slater*, 228 F.3d at 1179, 1180.

¹⁴⁹ *Rothe*, 262 F.3d at 1324 (commenting on the possible staleness of information after 7, 12, and 17 years).

¹⁵⁰ *Builders Association of Greater Chicago v. City of Chicago*, 298 F.Supp.2d 725 (N.D. Ill. 2003)

personal net worth and business size limitations have been required to ensure continued eligibility for the program. Third, a local program would be terminated if it should meet annual DBE goals for two years entirely through race-neutral means. Finally, the DBE program has been subject to periodic reauthorization. On the whole, these provisions satisfied the appellate courts in *Sherbrooke Turf*¹⁵¹ and *Adarand v. Slater*¹⁵² that the DOT DBE program was narrowly tailored as to duration, at least as of its 1999 version.¹⁵³ It is still an open question whether all of these provisions are necessary in every case. Governments must take care to limit the duration of M/WBE programs and of M/WBE contractor certifications along all these lines.

¹⁵¹ *Sherbrooke Turf*, 354 F.3d at 971-73.

¹⁵² *Adarand v. Slater*, 228 F.3d at 1179-80.

¹⁵³ *Id.*

2.6.7 Summary

Carefully reading the *Croson* decision, the Ninth Circuit in *Coral Construction* concisely identified the pertinent concerns in government contracting programs:

*The Supreme Court has identified several characteristics of a set-aside program which would suggest that a program was adequately restricted to remedying only prior discrimination within the jurisdiction. First, an MBE program should be instituted either after, or in conjunction with, race-neutral means of increasing minority business participation in public contracting. The second characteristic of a narrowly-tailored program is the use of minority utilization goals set on a case-by-case basis, rather than upon a system of rigid numerical quotas. Finally, an MBE program must be limited in its effective scope to the boundaries of the enacting jurisdiction.*¹⁵⁴

This statement may not directly indicate all of the detail required by the full analysis contained in this section, but it clearly indicates at least the minimum guidelines that any program must meet.

2.7 Small Business Procurement Preferences

Small business procurement preferences have existed since the 1940s. The first small business program had its origins in the Smaller War Plants Corporation (SWPC) established during World War II.¹⁵⁵ The SWPC was established to channel war contracts to small business. In 1947, Congress passed the Armed Forces Procurement Act, declaring, "It is the policy of Congress that a fair proportion of the purchases and contracts under this chapter be placed with small business concerns."¹⁵⁶ Continuing this policy, the 1958 Small Business Act requires that government agencies award a "fair proportion" of procurement contracts to small business concerns.¹⁵⁷ The regulations are designed to implement this general policy.¹⁵⁸

Section 8(b)(11) of the Small Business Act authorizes the SBA to set aside contracts for placement with small business concerns. The SBA has the power:

to make studies and recommendations to the appropriate Federal agencies to insure that a fair proportion of the total purchases and contracts for property and services for the Government be placed with small-business enterprises, to insure that a fair proportion of Government contracts for research and development be placed with small-business concerns, to insure that a fair proportion of the total sales of Government property be

¹⁵⁴ *Coral Construction*, 941 F.2d at 922 (internal citations omitted).

¹⁵⁵ See, generally, Thomas J. Hasty III, "Minority Business Enterprise Development and the Small Business Administrations 8(a) Program: Past, Present, and (Is There a) Future?" *Military Law Review* 145 (Summer 1994): 1-112.

¹⁵⁶ 10 U.S.C. § 2301 (1976).

¹⁵⁷ 15 USC 631(a).

¹⁵⁸ See 32 C.F.R. §§ 1-701.1 to 1-707.7.

*made to small-business concerns, and to insure a fair and equitable share of materials, supplies, and equipment to small-business concerns.*¹⁵⁹

Every acquisition of goods and services anticipated to be between \$2,500 and \$100,000 is set aside exclusively for small business unless the contracting officer has a reasonable expectation of fewer than two bids by small businesses.¹⁶⁰

There has been only one constitutional challenge to the long-standing federal Small Business Enterprise (SBE) programs. In *J.H. Rutter Rex Manufacturing v. United States*,¹⁶¹ a federal vendor unsuccessfully challenged the Army's small business set-aside as in violation of the due process clause of the Fifth Amendment to the U.S. Constitution, as well as the Administrative Procedures Act and the Armed Forces Procurement Act.¹⁶² The court held that classifying businesses as small was not a "suspect classification" subject to strict scrutiny. Instead the court ruled:

*Since no fundamental rights are implicated, we need only determine whether the contested socioeconomic legislation rationally relates to a legitimate governmental purpose...Our previous discussion adequately demonstrates that the procurement statutes and the regulations promulgated thereunder are rationally related to the sound legislative purpose of promoting small businesses in order to contribute to the security and economic health of this Nation.*¹⁶³

A large number of state and local governments have maintained small business preference programs for many years.¹⁶⁴ No state or district court cases were found overturning a state and local small business preference program. One reason for the low level of litigation in this area is that there is no significant organizational opposition to SBE programs. There are no reported cases of Associated General Contractors (AGC) litigation against local SBE programs. And the legal foundations that have typically sued M/WBE programs have actually promoted SBE procurement preference programs as a race-neutral substitute for M/WBE programs.

2.8 Conclusion

As summarized earlier, when governments develop and implement a contracting program that is sensitive to race and gender, they must understand the case law that has developed in the federal courts. These cases establish specific requirements that must be addressed so that such programs can withstand judicial review for constitutionality and prove to be just and fair. Under the developing trends in the application of the law, local governments must engage in specific fact-finding processes to compile a thorough, accurate, and specific evidentiary foundation to determine whether there is sufficient discrimination to justify an

¹⁵⁹ 15 U.S.C. § 637(b)(11).

¹⁶⁰ *Federal Acquisition Regulations* 19.502-2.

¹⁶¹ 706 F.2d 702 (5th Cir. 1983), cert denied, 464 U.S. 1008 (1983).

¹⁶² Administrative Procedures Act, 5 U.S.C. §§ 552(a)(1)(E) (1976) and the "fair proportion" language of the Armed Forces Procurement Act, 10 U.S.C. § 2301 et seq. (1976), and the Small Business Act, 15 U.S.C. § 631 et seq. (1976).

¹⁶³ *J. H. Rutter Rex Manufacturing*, at 706 F.2d at 730 (emphasis added). See also *Dandridge v. Williams*, 397 U.S. 471 (1970).

¹⁶⁴ For example, Florida started a small business preference program in 1985 (FL St Sec. 287), Minnesota in 1979 (Mn Stat 137.31), and New Jersey in 1993 (N.J.S.A 52:32-17).

affirmative action plan. Further, local governments must continue to update this information and revise their programs accordingly.

Although the Supreme Court has yet to return to this exact area of law to sort out some of the conflicts, the circuit courts have settled on the core standards. While there are differences among the circuits in the level of deference granted to the finder of fact, these differences do not appear to be profound. The differences in the individual outcomes have been overwhelmingly differences in the level of evidence, mostly concerning the rigor with which disparity studies have been conducted and then used as the foundation for narrowly tailored remedies. Ultimately, MBE and WBE programs can withstand challenges if local governments comply with the requirements outlined by the courts.

**3.0 REVIEW OF CONTRACTING
POLICIES, PROCEDURES,
AND PROGRAMS**

3.0 REVIEW OF CONTRACTING POLICIES, PROCEDURES, AND PROGRAMS

This chapter focuses on policies and procedures used by the City of Columbia, South Carolina (“City” or “Columbia”) to purchase goods and services. It provides a brief description of the procurement and contracting environment in which minority and woman-owned business enterprises (M/WBEs) operate, as well as background for the data analysis and foundations for the report recommendations. The structure and operations of the Purchasing Division during the study period are also reviewed. Finally, we discuss the remedial efforts undertaken by the City and various agencies affecting with regard to procurement in the categories of Construction; Professional Services; Other Services; and Goods and Supplies.

Our review will be presented in 10 sections. Section 3.1 describes the methodology used to conduct the review of contracting policies, procedures, and programs. Section 3.2 provides a summary of the authorities that govern contracting and purchasing within the City and a discussion of the organization of Columbia’s purchasing function. Sections 3.3 through 3.5 present a brief summary of the purchasing policies and procedures, and Sections 3.6 through 3.8 cover programs to assist small, minority- and women-owned businesses (S/M/WBEs). Section 3.9 discusses City business development outreach and oversight methods, and Section 3.10 summarizes the findings of this review.

3.1 Methodology

This section will discuss the steps taken to summarize the City of Columbia’s contracting and purchasing policies, procedures, and programs and Columbia’s race- and gender-based programs and race- and gender-neutral programs. This review focuses on elements of the purchasing process, including remedial programs, that might impact M/WBE utilization. The analysis included the following steps.

- Collection, review, and summarization of City contracting and purchasing policies currently in use. Discussions with managers about the changes that contracting and purchasing policies have undergone during the study period and their effects on the remedial programs.
- Development of questionnaires administered to key City contracting and purchasing staff and officials to determine how existing contracting and purchasing policies have been implemented. Interviews were conducted with City management and staff regarding the application of policies, discretionary use of policies, exceptions to written policies and procedures, and impact of policies on key users.
- Review of applicable City statutes, regulations, resolutions, and policies that guide the remedial programs. This included discussing with both City personnel and program participants the operations,

policies, and procedures of the remedial programs and any remedial policy changes over time.

Finally, MGT collected and reviewed copies of previous studies of minority business development conducted in the geographic region and perform a comprehensive review of race- and gender-neutral programs.

In all, 19 interviews were conducted with current and former City staff and local agencies during May and June of 2005. Interviews with business development agencies were conducted in July and August of 2005. City of Columbia documents collected and reviewed for this portion of the study are itemized in **Exhibit 3-1**.

**EXHIBIT 3-1
DOCUMENTS REVIEWED AS PART OF POLICY AND PROCEDURE REVIEW**

Index	Description
1.	Columbia City Code, Article C. Procurement Procedure, Section 1-3040 et seq. (ordinance No 83-40, July 6, 1983)
2.	Appendix G, Finance Department, Procurement Regulations (Revised 11/18/1983)
3.	City of Columbia, City Administrative Policies and Procedures 19-3, Subcontracting Outreach Program, March 2003
4.	City of Columbia, City Administrative Policies and Procedures, Procurement Regulations, Commercial Nondiscrimination Policy
5.	Resolution R-86-10, Establishing a Minority and Female Business Enterprise Program, June 4, 1986
6.	Resolution, Amending Resolution R-86-10, Relating to Minority and Female Business Enterprise Program, August 2, 1989
7.	Resolution, Amending Resolution R-86-10, Relating to Minority and Female Business Enterprise Program, December 19, 1990
8.	City of Columbia-OBO-SM/WBE Certification Application & Checklist (draft), 2005
9.	Office of the Governor, State of South Carolina, Office of Small and Minority Business Assistance, Certification Rules and Regulations, 1990
10.	South Carolina Code, Article 21, Assistance to Minority Business
11.	City of Columbia Regulations, Part 23, Minority and Female Business Enterprise Program, Rev. January 10, 1991
12.	Memorandum, Michael A. Bierman, Minority and Women Business Enterprise Program, February 10, 1998
13.	Memorandum, Robert D. Coble, Reforms on How the City Does Business, July 14, 2004
14.	P.J. Noble & Associates, An Effective Minority- and Woman-Owned Business Outreach Program for the City of Columbia, December 8, 2000
15.	Memorandum, Franklin M. Lee, Recommended Plan of Action for the City of Columbia to Enhance MBE and WBE Participation in City Contracts, June 8, 2001
16.	Request for Qualifications, Greater Columbia Convention Center
17.	City of Columbia, Office of Business Opportunities, Mentor-Protégé Program (undated)
18.	Commercial Revolving Loan Fund EDA Semi-Annual Report for Period Closing March 31, 2005 (April 19, 2005)
19.	Columbia Empowerment Zone, Small Business Financing Fund, Justification of Business Awards, May 18, 2005
20.	City of Columbia, Subcontracting Outreach Program (March 2003)
21.	Participating Vendors, Survey Results, Make Me a Match Forum, February 2005
22.	City Of Columbia, South Carolina, City Administrative Policies And Procedures 19-3, Subcontracting Outreach Program, Amended January 25, 2006
23.	1998 Code of Ordinances of the City of Columbia, South Carolina, Chapter 2, Administration, Article V, Procurement, Sec. 2-208, Commercial Non-Discrimination
24.	City Administrative Policies And Procedures, Procurement Regulations, Commercial Non-Discrimination Policy, Section 19-2 et seq

3.2 Authorization and Delegation of Responsibility

The City of Columbia's procurement is governed by Article C, Procurement Procedures, of the Columbia City Code and Appendix G, Procurement Regulations.¹ The City does not have a purchasing manual, per se.

The Columbia City Code provides that the City manager appoints a purchasing agent who is subject to the City Finance Director.² The City Purchasing Division handles routine purchases of goods and services and is responsible for:

- procurements for which the aggregate amount is greater than \$10,000 per fiscal year.
- the procurement of construction and professional services contracts requiring performance bonds, and annual contracts for goods, materials, and supplies.

Large engineering and construction projects are handled by the City Engineering Division. Purchases of vehicle parts and vehicle repairs are handled by the Fleet Services. Contracts in excess of \$10,000 must be approved by the Columbia City Council prior to award.³

3.3 Policies and Procedures

3.3.1 Competitive Bidding Requirements

The Columbia procurement ordinance provides that "all city contracts shall be awarded by competitive bidding," subject to certain exceptions.⁴ Exceptions listed in the procurement ordinance include:

- professional service where the service is typically provided on a fee basis rather than by competitive bidding (e.g., appraiser, architect-engineer, auditor, legal service, physician);
- competitive sealed proposals;
- negotiations after unsuccessful competitive sealed bidding;
- small purchases;
- sole source procurement;
- emergency procurements;

¹Columbia City Code, Article C. Procurement Procedure, § 1-3040 et seq. (ordinance No 83-40, July 6, 1983); Appendix G, Finance Department, Procurement Regulations (Revised 11/18/1983).

² Columbia City Code, § 2-202.

³ Columbia City Code, § 2-207.

⁴ Columbia City Code, § 1-3044.

- procurement of information technology;
- leasing of real property for government use; and
- purchasing through state contracts.

3.4 Procurement Methods

The Columbia City Code describes regulations for the following procurement methods:

- (1) Competitive sealed bidding;
- (2) Competitive sealed proposals;
- (3) Small purchases;
- (4) Sole source procurement;
- (5) Emergency procurements;
- (6) Negotiations after unsuccessful competitive sealed bidding; and
- (7) Negotiations for contracts exempted from competitive procurement.

3.4.1 Formal Bids

Generally, procurement above \$10,000 requires a competitive sealed bid, subject to the exceptions mentioned above. The Columbia procurement regulations provide that competitive sealed bids can be invited either by newspaper or by mail media.⁵ Competitive bids are advertised in the state paper, *Black News*, and *South Carolina Business Opportunities* (SCBO)⁶ and posted on the City Web site. The City also advertises some projects on DemandStar, a national public sector bidding system.

3.4.2 Small Dollar Procurement

Procurement costing \$500 or less can be made without the solicitation of competitive quotations, although City regulations provide that “such [small] procurements shall be distributed equitably among qualified suppliers. When practical, a quotation will be solicited from other than the previous supplier prior to placing a repeat order.”⁷ Procurements from \$500.01 to \$5,000 require written or verbal quotes from a minimum of two qualified sources and procurement from \$5,000.01 to \$10,000 requires three written price quotes.⁸

Columbia procurement regulations allow for Blanket Purchase Agreements (BPAs) for repetitive purchases of small quantities of supplies or services.⁹ Whenever it is practical to do so, calls against BPAs are to be equitably distributed when there are multiple BPA vendors.

⁵ Columbia City Code, Appendix G, Procurement Regulations, § 1.3(a).

⁶ South Carolina state agencies are required to advertise procurements greater than \$10,000 in SCBO. Internet subscription to SCBO costs \$25 a year.

⁷ Columbia City Code, Appendix G, Procurement Regulations, § 1.15(b)(1).

⁸ Columbia City Code, Appendix G, Procurement Regulations, § 1.15(b)(2), (3).

⁹ Columbia City Code, Appendix G, Procurement Regulations, § 1.15(c).

The City does not employ a formal purchasing card system for small purchases, although there is a credit card agreement with Visa, Office Max and Sam's Club for cards authorized by the City's Purchasing Division.

3.4.3 Sole Source Procurement

Upon approval by the procurement officer or a designee, sole source procurement is permissible when there is only supplier. Department requests for sole source procurement require a written justification.¹⁰

3.4.4 Emergency Purchases

Emergency purchases are used when a department head requires goods and services in instances where the health, safety, and welfare of the public, the effective functioning of city government, or the preservation and protection of property is required.¹¹ Procurement regulations require that the City must seek competition for emergency purchases whenever it is practical to do so. All emergency procurement requires a written justification from the procurement officer, department head, or designee.

3.4.5 Contracts for Professional/Consultant Services

Although personal service contracts are exempted from competitive bidding requirements, the Columbia City Code was amended in 2004 such that "Professional Services when not done by competitive bidding will be done by Request for Proposals or Request for Qualifications."¹²

3.4.6 State Contracts

Certain items can be ordered under the terms and conditions negotiated by South Carolina State contracts. Typically, state contract purchases include heavy equipment, information technology products and services, and vehicles. The City does not participate in any cooperative procurement arrangement (i.e., "piggy-backing") with other public entities for large-volume procurement.

3.5 Bonding

City procurement regulations provide that bid security is required for all competitive sealed bids for construction contracts and other contracts prescribed by the City Manager.¹³ The City requires 5 percent bid bonds on competitive bids for construction and other contracts prescribed by the City Manager,¹⁴ and 100 percent performance and payment bonds on construction contracts.¹⁵ Currently, there is no policy that would waive bond requirements for small contractors.

¹⁰ Columbia City Code, Appendix G, Procurement Regulations, § 1.16(a).

¹¹ Columbia City Code, Appendix G, Procurement Regulations, § 1.17.

¹² Columbia City Code, § 2-204(1) Professional Services.

¹³ Columbia City Code, Appendix G, Procurement Regulations, § 1.3(b)(1).

¹⁴ Columbia City Code, Appendix G, Procurement Regulations, § 1.3(b)(1).

¹⁵ Columbia City Code, Appendix G, Procurement Regulations, § 1.3(b)(2).

3.6 Vendors

3.6.1 Bidder Lists and Certified Vendor Applications

The City of Columbia maintains a centralized bidders listing based on vendor line of business as categorized by the National Institute of Governmental Purchasing (NIGP) code system. Certified vendor applications are available on the City Web page.

3.6.2 Licensing and Prequalification

In general, the City does not maintain a prequalification list of contractors. For contracts of \$5,000 or more involving general contracting or mechanical contracting, a contractor is required by the State of South Carolina to have an appropriate license.¹⁶ General and mechanical contractors must meet certain net worth requirements to bid on contracts of varying scope. For general contractors, net worth requirements range from \$6,000 for bids up to \$30,000; \$150,000 for bids up to \$750,000; and \$250,000 for bids in excess of \$750,000.¹⁷ For mechanical contractors, net worth requirements are \$3,500 for bids up to \$17,500; \$25,000 for bids up to \$125,000; and \$100,000 for bids in excess of \$125,000.

Factors considered in determining if a bidder is appropriate for a given project include:

- the availability of appropriate financial, material, equipment, facilities, personnel resources, and expertise to the bidder, or the ability to obtain them;
- the bidder's record of performance;
- the bidder's record of integrity;
- the bidder's legal qualifications to contract with the City; and
- the bidder's responsiveness to requests for information on bidder responsibility.¹⁸

Finally, as another way of screening for qualified vendor providers, the City may use a Qualified Products List (QPL) prior to issuing a solicitation.¹⁹ However, the procedures for inclusion on the QPL must be available to all vendors.

3.6.3 Prompt Payment

Columbia procurement regulations provide for a minimum retention of payment for contracts. Otherwise, project payments are made based on an estimated percentage of completion, and a portion of contractor proceeds are retained until project completion. In instances of multiple prime contractors, or single primes with multiple subcontractors,

¹⁶ *Code of South Carolina*, § 40-11-30.

¹⁷ *Code of South Carolina*, § 40-11-260. Financial statements; net worth requirements.

¹⁸ Columbia City Code, Appendix G, Procurement Regulations, § 1.18.

¹⁹ Columbia City Code, Appendix G, Procurement Regulations, § 1.19.

retention is defined with reference to each separate prime, and/or subcontractor.²⁰ Once work is completed, the City may release the retained funds allocable to the portion of work completed by the prime contractor, after which the prime contractor must release the subcontractor's share of funds within 10 days to the subcontractor.²¹

3.7 Remedial Programs

3.7.1 Historical Background

In 1986, the City of Columbia passed Resolution 86-10 in which the South Carolina General Assembly formally recognized that minority business had been "restricted from full participation in our free enterprise system to a degree disproportionate to other businesses" and acknowledged a City responsibility to promote minority inclusion.²² M/WBE categories were to be consistent with the 1978 U.S. Small Business Act²³ in which minorities were defined as Black (African American), Hispanic American, Asian American, and American Indian/Alaska Native. The program also extended its definition to include socially and economically disadvantaged small businesses and provided that all such firms would be located in the Columbia metropolitan statistical area.

Revised regulations that followed called for the City to set contract goals on contracts of \$25,000 or more. Regulations provided for good faith efforts to contract with M/WBEs in lieu of satisfying contract goals where these efforts could be documented.

The 1986 Resolution called for the following efforts to promote M/WBE utilization:

- arranging for bid time considerations and specifications to encourage M/WBE utilization (at no loss to the City);
- breaking down larger contracts to permit smaller capacity firms the opportunity to participate;
- encouraging minority-majority cooperative efforts;
- providing technical assistance to M/WBEs;
- setting up seminars and workshops targeting M/WBE audiences;
- utilizing minority owned banks;
- tracking M/WBE utilization; and
- providing an M/WBE directory.

²⁰ Columbia City Code, Appendix G, Procurement Regulations, § 1.3(b)(3)a.

²¹ Columbia City Code, Appendix G, Procurement Regulations, § 1.3(b)(3)b.

²² Resolution R-86-10, Establishing a Minority and Female Business Enterprise Program, June 4, 1986.

²³ City of Columbia Regulations, Part 23, Minority and Female Business Enterprise Program, Rev. January 10, 1991.

In 1987, amendments to the Resolution set M/WBE goals on projects. Columbia reportedly set goals of 40 percent on outside vehicle repairs and body work, building repairs of less than \$40,000, and construction projects of less than \$10,000.²⁴ In 1990, further good faith measures were added to the prime contractor requirements, as follows:

- attending pre bid meetings;
- advertising projects;
- providing written notice to a reasonable number of M/WBEs;
- following up initial solicitation;
- providing equal access to specifications to M/WBEs;
- negotiating fairly with M/WBEs;
- using services of organizations that provide assistance; and
- assisting M/WBEs with credit, bonding, and insurance.

The first M/WBE directory was developed in 1987 by DESA, Inc., a management consulting firm headquartered in Columbia, South Carolina. Initially, the City M/WBE program had an Oversight Committee that included a representative of the Association of General Contractors and the City Engineer.

The City Utilities and Engineering Department developed estimates for construction projects that established participation goals for project components likely to be subcontracted based on the M/WBE availability in those areas. For example, in the request for quotations for the Construction Manager for the Greater Columbia Convention Center, prospective bidders were granted points for good faith efforts toward soliciting M/WBE participation.

By contrast, with regard to informal bid solicitation, Columbia procurement policy has not required City buyers to solicit M/WBE vendors. However, the City has instituted a bidder rotation policy in the utilization of travel agencies and, as noted above, there is also a bidder rotation policy for small dollar purchases.

3.7.2 Subcontracting Outreach Program

In 2003, a Subcontracting Outreach Program was established for City contracts of \$200,000 or more. The program was revised in January 2006. For these projects, prime contractors are required to subcontract a minimum percentage of their bids. The City's minimum percentage requirement is reported in **Exhibit 3-2** for seven project categories:

²⁴ Memorandum, Michael A. Bierman, Minority and Women Business Enterprise Program, February 10, 1998.

**EXHIBIT 3-2
MINIMUM SUBCONTRACTING REQUIREMENTS FOR
COLUMBIA SUBCONTRACTING OUTREACH PROGRAM**

Projects	Minimum Subcontracting
Parks	20%
Pipelines (water & sewer)	20%
Pump Stations	20%
Street Improvements	20%
Traffic Signals/Street Lighting	20%
Buildings Project by Project	Not to exceed 49%
Miscellaneous Projects	20%

Source: City of Columbia, Subcontracting Outreach Program (March 2003).

Bidders must make affirmative efforts in outreach to Disadvantaged Business Enterprises (DBEs), Disabled Veteran Business Enterprises (DVBEs) and Other Business Enterprises (OBEs, or businesses not qualifying as either DBEs or DVBEs). A bidder is deemed non-responsive for failure to meet the subcontractor goal, failure to document their outreach efforts, or failure to meet 80 out of 100 points for good faith efforts. The Subcontracting Outreach Program's scoring system for good faith efforts are set forth in **Exhibit 3-3**:

**EXHIBIT 3-3
GOOD FAITH EFFORTS REQUIREMENTS FOR
COLUMBIA SUBCONTRACTING OUTREACH PROGRAM**

Good Faith Efforts	Point Values
Achievement of advisory DBE/DVBE/OBE subcontractor participation levels	No points
Attending any pre-bid meetings	5
Identification of sufficient subcontracting work	10
Broad-based advertisement.	10
Written notice to subcontractors	10
Follow-up to initial solicitations	10
Provision of construction plans, specifications, and requirements	10
Request for assistance from recruitment/placement agencies	10
Document of subcontractor negotiations	25
Providing assistance in getting required credit, bonding or insurance	10

Source: City of Columbia, Subcontracting Outreach Program, March 2003.

Successful bidders are required to maintain the level of listed subcontractor participation for the duration of the contract, and prior approval from the City is required for subcontractor substitutions. Vendors are also required to submit a final subcontracting report within 15 days after final inspection of contracted work, chronicling their subcontractor utilization.

3.7.3 M/WBE Reporting

Although the City has commissioned several efforts to promote M/WBE utilization,²⁵ currently there is no reporting mechanism regarding utilization, and the current study represents the City's first formal disparity study.

3.7.4 M/WBE Certification

Until recently, the City of Columbia did not certify M/WBEs, relying instead on information regarding M/WBE certification provided by the State of South Carolina and the South Carolina Department of Transportation (SCDOT).²⁶ Currently, there are 398 firms listed in the Columbia Minority Business Directory, with approximately 20 firms being added every month. At this time, the Columbia M/WBE directory is not posted on the City web site.²⁷

As another certification source, the City also makes use of state certified vendor mechanisms and lists. Historically, to become state certified, firms have made application through the Governor's Office of Small and Minority Business Assistance (OSMBA). The category of application required depends upon the business owner(s) status. For example, doctors or lawyers, as licensed professionals, must apply for certification using a Professional Services Application in addition to ethnic/gender certification. Businesses may also obtain certification through the U.S. Small Business Administration by submitting the Program's 8(a) Application or through the South Carolina Department of Transportation (SCDOT) by submitting a DOT Application. All other business types may submit a comprehensive Certification Application. Currently, the City maintains a list of over 400 OSMBA certified firms.

Once certified through OSMBA, a business is listed in the Small & Minority Business Directory, which is made available to state agencies, federal agencies, and private companies. As part of the application process, each business is asked to supply supporting documents to confirm ownership and control of business operations. These documents include business licenses, incorporation papers, cancelled checks, organizational charts, tax returns, and bank signature cards.

As mentioned above, the Columbia City Code also uses the State of South Carolina's M/WBE definitions, which distinguish M/WBE firm ownership in the following categories: African Americans, Caucasian Females, and Other (i.e., Hispanic American, Native American/American Indian, Asian American, Pacific American, Aleutian, and Native Hawaiian). There are no size standards applicable to M/WBE certification.

²⁵ For example, P.J. Noble & Associates, An Effective Minority and Woman Owned Business Outreach Program for the City of Columbia, December 8, 2000; Memorandum, Franklin M. Lee, Recommended Plan of Action for the City of Columbia to Enhance MBE and WBE Participation in City Contracts, June 8, 2001.

²⁶ The Governor's Office of Small and Minority Business Assistance (OSMBA) was created in October 1979. This legislation was passed and the program was placed into law in 1981 (see Article 21 of the Code of Laws of South Carolina).

²⁷ OSMBA publishes a Small Minority Business Directory that lists the profiles of certified South Carolina-based minority firms. The directory is available on their Web site to public and private entities who wish to increase their procurement from minority firms. OSMBA listed the following breakdown of Certified Businesses by Ethnic Background on the South Carolina list of certified firms: African American Males, 447; African American Females, 166; Caucasian Females, 393; Other, 221.

3.7.5 Office of Business Opportunities

In the years immediately following Resolution 86-10, the City of Columbia established a Minority and Female Business Liaison Officer with a staff of eight, including a director, an executive manager, a compliance officer, a loan officer, a business analyst, and two administrative assistants. At present, the primary City entity addressing minority business development is the Office of Business Opportunities (OBO), which is part of the Columbia Office of Economic Development. The OBO also handles several components of the Columbia Empowerment Zone program and maintains an Empowerment Zone staff member.

3.8 Race- and Gender-Neutral Programs

3.8.1 Nondiscrimination in Contracting

In 1986, the City's nondiscrimination ordinance provided that "No person shall be excluded from participation in, denied the benefits of, or otherwise discriminated against in connection with the award and performance of any City of Columbia or federally-assisted contract on the grounds of race, color, national origin, or sex."²⁸

Columbia adopted a commercial nondiscrimination ordinance and implementing regulations in 2002. The ordinance provides that,

It is the policy of the City of Columbia not to accept bids or proposals from, nor to engage in business with, any business firm that has discriminated in City procurement or contracts on the basis of race, gender, religion, national origin, ethnicity, sexual orientation, age, disability, or any other form of unlawful discrimination in its solicitation, selection, hiring, or treatment of another business; provided that nothing in this Commercial Non-Discrimination Policy shall prohibit or limit otherwise lawful efforts to remedy the effects of discrimination that has occurred or is occurring in the marketplace.²⁹

Remedies included in the regulations include termination of existing contracts with discriminating firms and debarment for five years for firms found guilty of discrimination in an administrative ruling. City Council nondiscrimination policy limits application of the policy to City contracts only and does not cover discrimination practiced by firms on private sector contracts, when those firms had bid on or received City contracts.

3.8.2 Financial Assistance Programs

3.8.2.1 City of Columbia's Revolving Loan Fund

The primary City business financial assistance program is the U.S. Economic Development Administration-funded Commercial Revolving Loan Fund (CRLF). To receive a CRLF loan, a business must be located within the City of Columbia, must

²⁸ Resolution R-86-10, Establishing a Minority and Female Business Enterprise Program, June 4, 1986, Section 5.

²⁹ Code of Ordinances of the City of Columbia, Procurement, Sec. 2-208(a)

create one job per \$10,000 of funds, and must document that financial support unavailable from conventional lenders. Loans can be obtained to support building construction, construction expansions; acquisition of land, buildings, machinery, equipment, supplies, and materials; facility conversions, and working capital. The minimum CRLF loan is \$5,000 and the maximum is \$200,000 with terms up to 25 years. CRLF funds cannot exceed 33 percent of total project costs and are offered at below market interest rates.

Since its inception the CRLF has made 83 loans totaling \$6 million and have leveraged \$19.9 million in other financing. It is estimated that the total CRLF and leveraged loans have created or saved 987 jobs. Approximately \$5 million of all loans (83.3%) have been used to purchase fixed assets, and \$1.8 million (16.7%) in CRLF loans have been used for business start-up. More than \$4.8 million (80%) in loans have been made to service providers. Loans in the current CRLF portfolio range from \$6,000 to \$200,000. Six CRLF loans totaling \$618,000 have been written off as uncollectible.

Currently, there are 23 active loans for \$2.4 million, which have leveraged \$6.6 million in other funds. Of total CRLF loans made, \$1.7 million (28.7%) have been allocated to minority-owned business enterprises, and \$1.2 million (21.1%) to woman-owned business enterprises for a total of \$2.9 million, achieving a program participation rate of 49.8 percent lending to M/WBEs. Eleven loans have been made to service related firms, including three to minority-owned law firms and four to minority-owned consulting firms.

3.8.2.2 The Empowerment Zone Small Business Financing Fund

The City sponsors the Empowerment Zone Small Business Financing Fund (EZ-SBFF), which is structurally similar to the CRLF. EZ-SBFF requires that there must be one job created per \$20,000 in financing, and loans may range from \$5,000 to \$100,000 with terms up to 25 years. Maximum EZ-SBFF loans can be up to 50 percent of total project cost. With a total operating budget of \$900,000, as of May 2005 the program has made eleven loans totaling \$659,250, primarily for real estate acquisition, equipment, and improvement.

3.8.2.3 The Columbia Enterprise Zone Business Incentive Program

The Columbia Enterprise Zone Business Incentive Program offers low interest loans to qualified small businesses in designated geographical locations with the City. Preference is given to M/WBEs and businesses promoting new technology, as well as to applicants with high job creation totals and/or private to public dollar leveraging ratios. Funds are also available to support commercial activities that have a significant economic benefit and for the acquisition and renovation of older buildings in the EZ boundaries;

To participate in the Business Incentive Fund (BIF), a business must meet the following requirements:

- The applicant must fit the definition of small business, as described by the United States Small Business Administration (US SBA).

- The business must be economically beneficial to the Zone and located within the Empowerment Zone boundaries and/or the Columbia Owens Development Site.
- The applicant must agree to comply with all federal, state, or local rules and regulations and pay required fees.
- All business records and information requested by the City must be made available.
- The job/cost ratio of the program is for one full-time job equivalent (FTE) employee per \$20,000 in public funds.
- The business must certify that all jobs created will be filled as proposed in the application.

Program components include BIF loans, deferred loans, forgivable loans and grants. Summary descriptions are as follows:

- BIF Loans
 - Minimum amount - \$100,000.
 - For each \$20,000 loan request, the applicant must commit to creating and/or retaining FTE job.
 - Bank participation and collateral is required.
- Deferred Loans – evaluated on a case-by-case basis.
- Forgivable Loans
 - Immediate job creation.
 - Business to remain in the Empowerment Zone for three years.
 - A minimum of 50% collateral.
 - Only 10% of the total Empowerment Zone loan request can be forgiven.

3.8.4 Other Financial Assistance Programs

3.8.4.1 The SBA 7(a) Loan Guarantee Program

Business Carolina, Inc. supports small businesses through the SBA's 7(a) Loan Guarantee Program, offering long-term financing for a wide variety of business needs. Loans can be made for \$150,000 to \$2 million under the 7(a) Loan Program, with repayment terms of up to 25 years, fully amortized. To apply, a firm must be an existing business with one year of financial history and one year of financial projections. A new business must produce a start-up balance sheet and a three-year projected income

statement. Loans can be made to support land and building acquisitions, renovation and expansion, leasehold improvements, equipment purchases, debt refinancing, and working capital. The business, itself, may serve as collateral, and owners may be asked to pledge personal assets.

3.8.4.2 The SBA Low Doc Loan Program

Business Carolina, Inc. also offers the SBA Low Doc Loan Program, providing loans of up to \$150,000 through an expedited application process (one-page loan application) for a new or established business. Repayment terms can be made for up to 25 years to support credit needs, real estate acquisition, renovation or expansion, leasehold improvements, working capital, and, under certain conditions, debt refinancing.

3.8.4.3 South Carolina Department of Commerce Programs

The State of South Carolina's Venture Capital Investment Act permits the state to support the development of the equity community in South Carolina and may place up to \$50 million into several private venture funds to address long-term capital needs of small and medium-sized businesses in the state. By investing private equity in companies that offer the potential for significant returns and/or high growth potential in the market to investors, the goal is to address long-term capital needs of state businesses.

The State Department of Commerce also offers project financing as well as consultation to small and medium-sized businesses in locating private lending services. Topics include business planning, international market development, financing options and incentives, referrals for product and process improvements, workforce concerns, infrastructure needs, regulatory matters, tax questions, environmental services, and recycling business support.

The South Carolina Department of Commerce has, however, reduced its staff and resources committed to management and technical assistance to small business.

3.8.4.4 Community Development Corporations

The City assists with funding of administrative costs of several community development corporations in the Columbia area, some of which provide some business development services to small businesses. The Eau Claire Development Corporation is located in the City's North Columbia district and works primarily with established businesses and industries to encourage new commerce. The Corporation coordinates and reviews requests from the City and Empowerment Zone loan programs for small businesses seeking to relocate to the area. It has been estimated that the Eau Claire Development Corporation has created more than 370 jobs locally.

3.8.5 Management and Technical Assistance

The City of Columbia has made a commitment to increase resources devoted to business management and technical assistance for small, minority-owned, and woman-owned business enterprise capacity-building. One such resource is the Business Academy, which partners with Midlands Technical College and the University of South

Carolina to help start and grow local business. The initiative is based on the Kaufman Foundation FastTrac management and technical assistance program.

The City's Office of Business Opportunity is seeking to implement a mentor-protégé program to foster relationships between established companies with more than \$1 million in revenue and M/WBEs. The proposed goal of the mentor-protégé program is for established companies to provide staff mentors, quarterly reviews, and bid opportunities to fledgling M/WBEs. A priority of the proposed program is developing mentor-protégé relationships in water & sewer.

3.8.6 Other Business Assistance Programs

In addition to these programs, a number of business organizations and local centers also support business development in Columbia and the surrounding area.

The Business Development Center at Benedict College, an arm of the Center of Excellence for Community Development, provides space, supervision, and assistance to new businesses through the auspices of three business support programs: the Benedict Entrepreneurial Development Program (BEDP), the Benedict One-Stop Capital Shop (BOCS), and the Benedict College Economic Development and Technical Assistance Center (EDTAC).

The Benedict Entrepreneurial Development Program helps businesses develop business and strategic plans and offers technical assistance with regard to day-to-day operations. The One-Stop Capital Shop provides such services as business plan development, sales and marketing assistance, accounting and bookkeeping services, clerical support, training and education, group insurance programs, and assistance with equipment and furniture rental. The Economic Development and Technical Assistance Center works with African American businesses to expand business capital through its revolving loan fund and offers other consultation services to small, minority-owned businesses.

There are nine Small Business Development Centers (SBDCs). The SBDCs help to sponsor an annual Business Enterprise Development Institute (BEDI). The Institute offers one-on-one technical assistance and group training for participating South Carolina-based, disadvantaged, and women-owned business enterprises and is co-sponsored by the South Carolina Department of Transportation, South Carolina State University, and Federal Highway Administration. On-site visits are also made to perform business assessments, make recommendations, and, if indicated, provide professional referrals.

Another program offered by the University of South Carolina, Moore School of Business—the Frank L. Roddey Small Business Development Center of South Carolina—serves approximately 3,000 entrepreneurs and businesses state-wide each year with one-on-one consulting services, continuing education programs, and resource referral. One such service, the General Consulting and Specialty Consulting Opportunities Program, assists businesses with the development of business strategies, analysis of business operations and dissemination of marketing information. Assistance is also offered at no charge to prospective and present owners of businesses specializing in highly technical areas.

The second component of the program, Specialty Consulting Opportunities, operates both the Procurement Technical Assistance Program (PTAP) and the South Carolina Coalition for Small Business and Entrepreneurship. PTAP helps businesses identify and locate governmental procurement opportunities with its computer matching service, which provides a complete description of U.S. Government procurement invitations, matching agency needs with client profiles. The South Carolina Coalition for Small Business and Entrepreneurship, comprised of the State Department of Commerce, the Small Business Administration, the Service Corps of Retired Executives, the Women's Business Center, the South Carolina Export Consortium and the South Carolina Small Business Development Center, provides a complement of services and assistance for the small business community, statewide.

Another higher education-based program, the South Carolina College and University Small Business Development Center, offers two technical assistance programs for small business: the Entrepreneurial Development Institute Program (EDIP) and the Business Education and Training Program.

EDIP presents four-day workshops to DBEs and WBEs to help businesses understand day-to-day business operations such as time management, project management, and job bidding/estimating. The Business Education and Training Program collaborates with the Benedict College Business Development Center to present seminars and workshops devoted to such topics as tax preparation, financial planning, retirement and health benefits for small businesses, job safety, technology and e-commerce, marketing, and computer training. Seminars are offered monthly as 1½- to 2-hour presentations conducted during the lunch hour, culminating in opportunities for business networking. Another component provides consultation with regard to the preparation of business plans.

Targeting the needs of M/WBEs specifically, the South Carolina Minority Business Development Center (MBDC) is funded by the Minority Business Development Agency of the U.S. Department of Commerce in an agreement for \$285,000 to increase the number of new minority owned businesses and to assist in the overall development of existing businesses. The City of Columbia has supported the SC MBDC with annual funding of \$9,500 a year. The MBDC also offers 15 percent in matching funds to businesses to support business operations. DESA, Inc., a Columbia-based management firm, currently manages the MBDC, which operates with five objectives: (1) to provide quality management and technical assistance in marketing, finance, accounting, business development, construction, and government and private contracting; (2) to increase financing for minority-owned firms; (3) to maintain a database of qualified, South Carolina, minority-owned firms; (4) to maintain contacts with major corporations to increase business opportunities; and (5) to promote computer and Internet technology as a business development tool. To achieve these objectives, the MBDC provides assistance in the following services:

- Client Assessment: identifying strengths and weaknesses; identifying short-term and long-term needs and setting goals.
- Financial Management and Access to Capital: financial counseling, planning and analysis; packaging loans; and credit and risk analysis.

- Marketing and Procurement Assistance: market research; feasibility studies; marketing strategies; and identifying public and private sector contracting opportunities.
- Strategic Business Consulting: quality and performance management counseling; business organization and structure guidance; and policies and procedures guidance.

The number of clients served by the Columbia MBDC since 2001 is reported by year in **Exhibit 3-4**.

**EXHIBIT 3-4
NUMBER OF CLIENTS
COLUMBIA MBDC
2001-2005**

Year	Number of Clients
2001	160
2002	281
2003	333
2004*	61
2005**	135

Source: Columbia Minority Business Development Center, 2005

* Due to a change in types of businesses served.

**Projected

The MBDC has assisted M/WBEs in winning contracts with City of Columbia, including three awarded in 2004.

Finally, the MBDC has recruited and is establishing a network of strategic partners including the City of Columbia, City of Charleston, the South Carolina Community Bank, the Thomas McCants Media/Black Pages, the Corporation for Economic Opportunity, and the Carolina Minority Supply Development Council.

Another SBA resource partner is the Service Corps of Retired Executives (SCORE), founded in 1964. SCORE provides free counseling and low-cost workshops to the local small business community, covering such topics as business planning, financing, legal organization, accounting, licensing, patent protection, selling and marketing, management and human resource issues, and government reporting requirements. Other Workshops and seminars cover a variety of topics, such as business planning, importing and exporting, and e-commerce. Workshops and seminars are also intended to give business owners/entrepreneurs an opportunity to network with other local and small business owners.

3.9 Outreach

To improve business collaboration opportunities within the City of Columbia, in 2005 the first City-sponsored "Make Me a Match" networking fair for local businesses was held, with 66 M/WBEs and around 30 City personnel in attendance. A survey of participants

revealed that 48 percent of City buyers/representatives were able to “match” with other vendors for prospective business partnerships.³⁰ Other City outreach efforts on behalf of M/WBE vendors include posting bids on the Purchasing Division Web site and advertising pre-bid conferences.

3.9.1 City Oversight of M/WBE Development

The Procurement Procedure Committee (PPC) has been meeting on a monthly basis since 1978. The PPC began as a meeting of state buyers to develop innovative solutions for the promotion of M/WBE utilization. In July 1999, the University of South Carolina SBDC, the South Carolina Women’s Business Center, the Greater Columbia Chamber and the SBA joined the effort. The City has attended some PPC meetings. The PPC exists as an informal M/WBE program oversight body, monitoring local M/WBE business development and utilization.

³⁰ Participating Vendors, Survey Results, Make Me a Match Forum February 2005 (sample of 27 vendors).

**4.0 RELEVANT MARKET AREA,
UTILIZATION, AND
AVAILABILITY ANALYSES**

4.0 RELEVANT MARKET AREA, UTILIZATION, AND AVAILABILITY ANALYSES

This chapter presents the results of our analysis of the City of Columbia (City) procurement activity occurring between the fiscal years of July 1, 2002, and June 30, 2005. In this chapter we define the City's relevant market areas and analyze the utilization of firms by the City in comparison to the availability of firms to do business with the City. The results of the analyses ultimately determine whether minority-, woman-, or nonminority-owned businesses were underutilized or overutilized in these procurements.

This chapter consists of the following sections:

- 4.1 Methodology
- 4.2 Construction
- 4.3 Architecture and Engineering
- 4.4 Professional Services
- 4.5 Other Services
- 4.6 Goods and Supplies
- 4.7 Summary

4.1 Methodology

This section presents the methodology for the collection of data and analysis of market areas, utilization, and availability of minority-, woman-, and nonminority-owned firms for this study. The descriptions of business categories and minority- and woman-owned business enterprise (M/WBE) classifications are also presented in this section. In addition, the procedures for determining the geographical market areas, utilization, and availability of firms are presented herein.

4.1.1 Business Categories

The City's relevant market area, utilization, and availability of M/WBEs were analyzed for five business categories: construction, architecture and engineering, professional services, other services, and goods and supplies. A description of each business category follows.

Construction

Construction refers to any construction-related services, including but not limited to:

- general building contractors engaged primarily in the construction of commercial buildings;
- heavy construction such as airport runways, bridges, sewers, and roadways;

- light maintenance construction services such as carpentry work; electrical work; installation of carpeting; air-conditioning repair, maintenance, and installation; plumbing; and renovation; and
- Other related services such as water-lining and maintenance, asbestos abatement, drainage, dredging, grading, hauling, landscaping (for large construction projects such as boulevards and highways), paving, roofing, and toxic waste clean up.

Architecture and Engineering

This business category encompasses all services performed by a:

- state-licensed architect;
- professional engineer; or
- firm owned by parties with such designations.

Professional Services

This business category includes:

- financial services;
- legal services;
- medical services;
- educational services; or
- other professional services.

Other Services

Other services include:

- janitorial and maintenance services;
- uniformed guard services;
- computer services;
- certain job shop services;
- graphics, photographic services;
- landscaping; and
- other nontechnical professional services.

Goods and Supplies

This business category includes:

- office goods;
- medical supplies;
- miscellaneous building materials; and
- computers

Certain purchases were excluded from analysis in this study. Examples include:

- administrative items such as utility payments, leases for real estate, insurance or banking transactions;
- salary and fringe benefits, payments for food, parking, or conference fees; and
- government entities including nonprofit local organizations, state agencies, and federal agencies.

4.1.2 M/WBE Classifications

In this study, businesses classified as M/WBEs are firms at least 51 percent owned and controlled by members of one of five groups: African Americans, Hispanic Americans, Asian Americans, Native Americans, and nonminority women. These groups were defined according to the United States (U.S.) Census Bureau as follows:

- **African Americans:** U.S. citizens or lawfully admitted permanent residents having an origin in any of the black racial groups of Africa.
- **Hispanic Americans:** U.S. citizens or lawfully admitted permanent residents of Mexican, Puerto Rican, Cuban, Central or South American, or other Spanish or Portuguese cultures or origins regardless of race.
- **Asian Americans:** U.S. citizens or lawfully admitted permanent residents who originate from the Far East, Southeast Asia, the Indian subcontinent, or the Pacific Islands.
- **Native Americans:** U.S. citizens or lawfully admitted permanent residents who originate from any of the original peoples of North America and who maintain cultural identification through tribal affiliation or community recognition.
- **Women:** U.S. citizens or lawfully admitted permanent residents who are non-Hispanic white females. Minority women were included in their respective minority category.

The M/WBE determinations reflected in this report were based on the source data discussed below in **Section 4.1.3**. If the business owner classification was unclear in the source data, MGT of America, Inc., (MGT) conducted additional research to determine the proper business owner classification. This additional research included requesting assistance from cognizant City representatives to identify the proper business owner classification. Firms that were identified in the source data as non-M/WBEs and firms for which there was no indication of M/WBE classification in the source data were considered to be nonminority-owned firms in the analysis conducted for this study.

4.1.3 Collection and Management of Data

Hard-copy procurement data within the study period for all business categories were manually collected on-site at City agencies by MGT and DESA, Inc., a local Columbia, SC, management consulting firm. The City provided MGT with supplemental electronic data.

Contract and Subcontract Data Collection

Using the electronic data provided by the City and the manual data collected onsite, MGT developed a master list of the City's procurement activity during the study period. The master list was comprised of databases obtained from the City's Purchasing and Information Technology Departments, the Office of Business Opportunities, and the South Carolina Department of Transportation.

The following electronic files were provided by City agencies:

- Purchase Order Contracts for FY 2004: a file containing the City's Purchase Order contracts for the Fiscal Year of 2004.
- Purchase Order Contracts for FY 2005: a file containing the City's Purchase Order contracts for the Fiscal Year of 2005.
- PO listing by Division and Association Code FY 2004: a file containing purchase orders listed by Division and Association Codes for FY 2004.
- PO listing by Division and Association Code FY 2005: a file containing purchase orders listed by Division and Association Codes for FY 2005.
- City of Columbia's Vendor List: a list of all the vendors providing services for the City.
- Association Code Statistical Summary for FY 2004 and FY 2005: a summary of the association codes.
- Building Permits from July 1, 2002, through June 30, 2005: a list of all building permits issued during the study period.
- Capital Improvement projects for Architectural and Engineering: a list of capital improvement projects occurring during the study period.
- Object Code Listing: a list of City object codes.
- S/W/MBE Contractors project list: a list of projects performed at the Columbia Metropolitan Convention Center.
- South Carolina DOT DBE Directory: a directory of DBE listings.
- South Carolina MBDC vendor list.
- The Richland One School District vendor list.
- Governor's Office vendor list.

Data from the electronic files listed above were combined to create the master file of the City's procurement activity for the study period. Each electronic list provided the following data that we used for analysis:

- name of firm awarded the contract;
- award amount of the contract;
- award date of the contract; and
- a description of the contract from which the business category of the procurement could be derived.

Once collected and entered or transferred into the MGT database, the data were processed as follows:

- Exclusion of records not relevant to the study. Examples of procurement activity excluded from analysis include duplicate procurement records; contracts out of the time frame of the study; contracts awarded to nonprofits and government entities; and utility payments such as water, gas, and electricity.
- Identification of the county in which the vendor operated. To accomplish this, the ZIP code of the vendor was matched against an MGT ZIP code database of all United States counties.
- Identification of the prime contractor's business category.

The total number of procurement records analyzed for the study period is shown below in **Exhibit 4-1**.

**EXHIBIT 4-1
CITY OF COLUMBIA
NUMBER OF ANALYZED RECORDS
JULY 1, 2002, THROUGH JUNE 30, 2005**

Business Category	# of Records
Construction	805
Architecture and Engineering	159
Professional Services	2,042
Other Services	3,962
Goods and Supplies	23,052

Source: Procurement activity compiled from the City's data.

Therefore, in an attempt to retrieve subcontractor award data, MGT sent out 3,152 verification reports to 583 prime contractors. Of these, 936 forms were returned completed and 71 were returned with bad addresses. Only 253 subcontracts were obtained from the verification process to be used for analysis. The City of Columbia does not track subcontractor participation.

Availability (Vendor) Data Collection

Determining the availability of firms is a critical element in developing disparity analyses. Therefore, MGT analyzes the availability of firms at the prime and subcontractor level.

For the purposes of this study, MGT defines prime contractors as firms that (1) have performed prime contract work for the City; (2) have bid on prime contract work for the City; (3) have registered as bidders with the City purchasing department; or (4) are included in the City's available vendors database. These firms are considered to be available because they have either performed or indicated their willingness to perform prime contract work for the City by registering with the City to be considered for contracting opportunities.

The following source agencies provided lists that were used to develop our master list of firms:

- The City of Columbia's Office of Business Opportunities vendor lists;
- The City of Columbia's Purchasing Department vendor lists;
- The City of Columbia's Information Technology Department (IFAS);
and
- The South Carolina Department of Transportation vendor directory.
- The South Carolina Minority Business Development Center.
- The South Carolina Governor's Office.
- Richland One.

This process generated a listing of 8,724 entries; however, a significant number of the entries were names of City employees. With assistance from the client project manager, employee names were identified and excluded from further analysis. We also excluded business listings for firms where there was incomplete data. As a result, our availability analyses were based on a pool of 6,508 firms.

4.1.4 Market Area Methodology

In order to establish the appropriate geographic boundaries for the statistical analysis, market areas were determined for each of the business categories included in the study. First, the overall market area was determined and then the relevant market area was established.

Overall Market Area

A United States county is the geographical unit of measure selected for determining market area. The use of counties as geographical units is based on the following considerations:

- The courts have accepted counties as a standard geographical unit of analysis in conducting equal employment opportunity and disparity analysis.

- County boundaries are externally determined and thus free from any researcher bias that might result from any arbitrary determinations of geographical units of analysis.
- Census and other federal and state data are routinely collected and reported by county.

The counties that constituted the City's overall market area were determined by evaluating the total dollars expended by the City in each business category. The results were then summarized by county according to the location of each firm that provided goods or services to the City.

Relevant Market Area

Next, relevant market area was determined for each business category. The first step was to sum the dollars awarded in each of the counties included in the City's MSA which includes Richland, SC, Calhoun, SC, Fairfield, SC, Kershaw, SC, Lexington, SC, and Saluda, SC. The counties were listed according to the number of firms awarded contract dollars, and then by the dollar amounts awarded. Succeeding counties were added, as needed, until at least 75 percent of the total dollars was included. This process was repeated for each business category.

The use of the *75 percent rule* for market area determination is generally accepted in antitrust cases. In another relevant case, the court accepted less than 100 percent of data when it was reasonable to assume that the missing data would not significantly change the results of the analysis.¹

The data used to determine the overall and relevant market areas for the City business categories were as follows:

- number of individual firms;
- percentage of total firms;
- number of contracts let;
- percentage of total contracts let;
- contracts awarded;
- payments made; and
- percentage of total dollars.

4.1.5 Utilization Methodology

The prime level utilization analyses of construction, architecture and engineering, professional services, other services, and goods and supplies firms were based on information derived from the City's procurement database for activity occurring between July 1, 2002, and June 30, 2005.

In the absence of electronic or manual data showing subcontractor participation, MGT conducted a mail survey (the verification report process discussed on page 4-6) of prime contractors to identify subcontractors that were utilized. This approach provided a basis

¹*James C. Jones v. the New York County Human Resources Administration*, 528 F.2d 696 (F.2d Cir. 1976).

for us to infer the levels of subcontractor participation or City contracts and procurement opportunities.

4.1.6 Availability Methodology

To evaluate disparate impact, if any, we must identify available M/WBEs in the relevant market area by each business category. This determination, referred to as *availability*, has been an issue in recent court cases. If the availability of minority- and woman-owned firms is overstated or understated, a distortion of the disparity determination will result. This distortion occurs because the quantitative measure of disparity is a direct ratio between utilization and availability.

To determine availability, several methodologies have been used, including vendor data and bidder data. The use of vendor data is preferable because it considers firms that have expressed a desire and ability to provide goods and/or services to procuring entities. For our analysis, we used vendor data as the basis of the availability component.

MGT utilized several sources, as indicated previously in this chapter, to determine prime and subcontractor availability in order to develop the appropriate availability data within the relevant market area. All of the data were then compiled into the MGT Master Vendor Database for analysis.

As indicated earlier, there are over 6,500 individual firms in MGT's Master Vendor Database. **Exhibit 4-2** shows a summary of the total number of available firms in the database by business category.

**EXHIBIT 4-2
AVAILABILITY OF FIRMS BY BUSINESS CATEGORY
JULY 1, 2002, THROUGH JUNE 30, 2005**

Business Category	Total Firms*
Construction	618
Architecture and Engineering	180
Professional Services	1,952
Other Services	1,324
Goods and Supplies	2,562

Source: MGT's Master Vendor Database.

* Note: The availability analysis presented later in this chapter is based only on firms in the relevant market area, which is a subset of the "Total Firms." Vendors may be counted in more than one business category if their qualifications suggest multiple disciplines.

4.2 Construction

This section presents our analysis of the City market area for the construction business category, as well as the utilization and availability of firms.

4.2.1 Relevant Market Area Analysis

The City spent close to \$146 million on construction projects during the study period and used 166 firms on 805 contracts. Approximately \$118 million (80.7%) of the construction prime contract dollars was within the relevant market area. The average construction contract overall was \$181,000, and the average construction contract in the relevant market area was \$155,000. **Exhibit 4-3** shows the location of all firms used in the analysis of construction contracts, by county and dollar amount.

**EXHIBIT 4-3
CONSTRUCTION
RELEVANT MARKET AREA ANALYSIS
JULY 1, 2002, THROUGH JUNE 30, 2005**

County, State	# of Contracts	% of Contracts	# of Firms	% of Firms	Dollars	% of Dollars	Cum% ²
RICHLAND, SC	283	35.16%	77	46.39%	\$26,450,299.22	18.13%	18.13%
KERSHAW, SC	6	0.75%	3	1.81%	\$3,375,773.81	2.31%	20.44%
LEXINGTON, SC	415	51.55%	40	24.10%	\$13,399,214.48	9.18%	29.63%
SALUDA, SC	2	0.25%	1	0.60%	\$4,375.00	0.00%	29.63%
NEWBERRY, SC	11	1.37%	3	1.81%	\$4,762,194.62	3.26%	32.89%
FULTON, GA	5	0.62%	3	1.81%	\$73,559.10	0.05%	32.94%
ANDERSON, SC	3	0.37%	2	1.20%	\$807,265.01	0.55%	33.50%
CHESTERFIELD, SC	3	0.37%	2	1.20%	\$750,225.70	0.51%	34.01%
CHARLESTON, SC	3	0.37%	2	1.20%	\$267,862.00	0.18%	34.19%
TUSCALOOSA, AL	2	0.25%	2	1.20%	\$130,865.00	0.09%	34.28%
SUMTER, SC	3	0.37%	2	1.20%	\$63,800.00	0.04%	34.33%
DUVAL, FL	2	0.25%	2	1.20%	\$37,750.00	0.03%	34.35%
GREENWOOD, SC	19	2.36%	1	0.60%	\$67,548,576.57	46.30%	80.65%
FLORENCE, SC	2	0.25%	1	0.60%	\$15,794,167.33	10.82%	91.47%
MECKLENBURG, NC	4	0.50%	1	0.60%	\$3,234,145.65	2.22%	93.69%
ESSEX, NJ	4	0.50%	1	0.60%	\$2,882,056.25	1.98%	95.67%
HAMILTON, OH	2	0.25%	1	0.60%	\$2,613,134.24	1.79%	97.46%
ROCKDALE, GA	4	0.50%	1	0.60%	\$1,603,238.70	1.10%	98.56%
DALLAS, TX	1	0.12%	1	0.60%	\$579,993.00	0.40%	98.95%
HOUSTON, GA	4	0.50%	1	0.60%	\$422,404.76	0.29%	99.24%
WAKE, NC	1	0.12%	1	0.60%	\$194,280.00	0.13%	99.38%
DE KALB, GA	1	0.12%	1	0.60%	\$189,900.00	0.13%	99.51%
LEE, NC	5	0.62%	1	0.60%	\$176,492.53	0.12%	99.63%
AIKEN, SC	1	0.12%	1	0.60%	\$119,800.00	0.08%	99.71%
GREENVILLE, SC	1	0.12%	1	0.60%	\$99,969.00	0.07%	99.78%
ONONDAGA, NY	1	0.12%	1	0.60%	\$90,000.00	0.06%	99.84%
COLUMBIA, GA	1	0.12%	1	0.60%	\$82,000.00	0.06%	99.90%
MADISON, NC	2	0.25%	1	0.60%	\$40,000.00	0.03%	99.92%
CATAWBA, NC	1	0.12%	1	0.60%	\$33,705.00	0.02%	99.95%
GUILFORD, NC	2	0.25%	1	0.60%	\$27,360.30	0.02%	99.96%
CHATHAM, GA	3	0.37%	1	0.60%	\$20,140.00	0.01%	99.98%
TALLAPOOSA, AL	1	0.12%	1	0.60%	\$15,650.00	0.01%	99.99%
FAIRFIELD, SC	1	0.12%	1	0.60%	\$4,869.43	0.00%	99.99%
COBB, GA	1	0.12%	1	0.60%	\$2,679.00	0.00%	99.99%
DORCHESTER, SC	1	0.12%	1	0.60%	\$2,665.00	0.00%	100.00%
ORANGEBURG, SC	1	0.12%	1	0.60%	\$2,000.00	0.00%	100.00%
BROWARD, FL	1	0.12%	1	0.60%	\$1,808.48	0.00%	100.00%
WILSON, NC	1	0.12%	1	0.60%	\$1,778.25	0.00%	100.00%
SULLIVAN, IN	1	0.12%	1	0.60%	\$84.85	0.00%	100.00%
Total	805	100.00%	166	100.00%	\$145,906,082.28	100.00%	

Source: City of Columbia.

¹Cumulative total of percent of dollars in market area.

²Counties above the line are included in the relevant market area.

As shown in **Exhibit 4-3**, the relevant market area for the construction business category consisted of 13 counties; Richland, SC; Kershaw, SC; Lexington, SC; Saluda, SC; Newberry, SC; Fulton, GA; Anderson, SC; Chesterfield, SC; Charleston, SC;

Tuscaloosa, AL; Sumter, SC; Duval, FL; and Greenwood, SC. There were 757 contracts awarded to 140 firms in the relevant market area. **Appendix A** provides further detail about construction contracts.

4.2.2 Utilization Analysis

For firms located in the relevant market area, the following analysis was conducted:

- utilization analysis of all M/WBE and non-M/WBE prime contractors by year for the study period;
- utilization analysis of the number of contracts awarded and the individual firms awarded those contracts, according to race/ethnicity/gender classifications; and
- utilization analysis of M/WBE subcontractors for each year of the study, according to race/ethnicity/gender classifications.

The utilization analysis of prime construction contractors in the relevant market area is shown in **Exhibit 4-4**. M/WBEs were awarded 2 percent of the total dollars expended by the City during the review period. Firms owned by nonminority women received \$1.4 million, 1.2 percent of the total amount awarded for construction projects, followed by African American owned firms who received approximately \$910 thousand.

**EXHIBIT 4-4
CONSTRUCTION
UTILIZATION ANALYSIS OF PRIME CONTRACTORS IN THE
RELEVANT MARKET AREA
DOLLARS AND PERCENTAGE OF TOTAL DOLLARS AWARDED
BY RACE/ETHNICITY/GENDER CLASSIFICATIONS
JULY 1, 2002, THROUGH JUNE 30, 2005**

Fiscal Year	African African		Hispanic Americans		Asian Americans		Native Americans		Nonminority Women		M/WBE Subtotal		Nonminority Firms		Total Awarded
	\$	% ¹	\$	% ¹	\$	% ¹	\$	% ¹	\$	% ¹	\$	% ¹	\$	% ¹	\$
2003	\$166,839	0.91%	\$0	0.00%	\$0	0.00%	\$0	0.00%	\$326,131	1.77%	\$492,970	2.68%	\$17,882,126	97.32%	\$18,375,096
2004	\$429,438	2.41%	\$0	0.00%	\$0	0.00%	\$0	0.00%	\$40,485	0.23%	\$469,923	2.64%	\$17,319,818	97.36%	\$17,789,741
2005	\$313,537	0.38%	\$0	0.00%	\$0	0.00%	\$0	0.00%	\$1,062,052	1.30%	\$1,375,589	1.69%	\$80,131,335	98.31%	\$81,506,924
Total	\$909,814	0.77%	\$0	0.00%	\$0	0.00%	\$0	0.00%	\$1,428,668	1.21%	\$2,338,482	1.99%	\$115,333,278	98.01%	\$117,671,761

Source: MGT database of the City of Columbia's procurement activity from July 1, 2002, through June 30, 2005.

¹ Percent of total dollars awarded annually to prime contractors.

M/WBEs, as a whole, were most successful in winning contracts in 2003 based on the relative percentage of total prime contract dollar awards (2.7% of the total). By dollars awarded, M/WBEs were most successful as prime contractors in the year 2005, generating over \$1.3 million in revenue from the City's construction contracts.

Exhibits 4-5 and **4-6** show the number of contracts awarded and prime construction firms utilized during the study period. In **Exhibit 4-5**, we show that 757 contracts were

awarded in the relevant market area, with 82.4 percent of those contracts going to nonminority-owned firms, whereas M/WBEs received 17.6 percent of the contract awards—133 of the 757 contracts. In **Exhibit 4-6**, we show that 26 M/WBE firms (18.2%) were awarded construction projects at the prime contractor level. In comparison, 114 non-M/WBEs were hired during the same period. The data in **Exhibits 4-5** and **4-6** also show that the City issued larger, bundled contracts to fewer firms during the study period. We base this observation on the fact that the average amount per prime construction contract in 2003 was \$70,000 (\$18.4 million/260 contracts). By 2005, that average increased to \$318,386 (\$81.5 million/256 contracts). Also, the analysis of the average construction prime contract per contractor showed that the average contract per firm in 2003 was almost \$353,000 compared to \$916,000 in 2005.

**EXHIBIT 4-5
CONSTRUCTION
PRIME CONTRACTS AWARDED IN THE RELEVANT MARKET AREA
BY RACE/ETHNICITY/GENDER CLASSIFICATIONS
JULY 1, 2002, THROUGH JUNE 30, 2005**

Fiscal Year	African Americans		Hispanic Americans		Asian Americans		Native Americans		Nonminority Women		M/WBE Subtotal		Nonminority Firms		Total Contracts
	#	% ¹	#	% ¹	#	% ¹	#	% ¹	#	% ¹	#	% ¹	#	% ¹	#
2003	19	7.31%	0	0.00%	0	0.00%	0	0.00%	20	7.69%	39	15.00%	221	85.00%	260
2004	32	13.28%	0	0.00%	0	0.00%	0	0.00%	8	3.32%	40	16.60%	201	83.40%	241
2005	44	17.19%	0	0.00%	0	0.00%	0	0.00%	10	3.91%	54	21.09%	202	78.91%	256
Total Contracts	95	12.55%	0	0.00%	0	0.00%	0	0.00%	38	5.02%	133	17.57%	624	82.43%	757

Source: MGT database of the City of Columbia's procurement activity from July 1, 2002, through June 30, 2005.

¹ Percentage of total contracts.

**EXHIBIT 4-6
CONSTRUCTION
NUMBER OF UTILIZED INDIVIDUAL PRIME CONTRACTORS
IN THE RELEVANT MARKET AREA
BY RACE/ETHNICITY/GENDER CLASSIFICATIONS
JULY 1, 2002, THROUGH JUNE 30, 2005**

Fiscal Year	African Americans		Hispanic Americans		Asian Americans		Native Americans		Nonminority Women		M/WBE Subtotal		Nonminority Firms		Total Firms
	#	% ¹	#	% ¹	#	% ¹	#	% ¹	#	% ¹	#	% ¹	#	% ¹	#
2003	7	13.46%	0	0.00%	0	0.00%	0	0.00%	5	9.62%	12	23.08%	40	76.92%	52
2004	10	14.93%	0	0.00%	0	0.00%	0	0.00%	2	2.99%	12	17.91%	55	82.09%	67
2005	12	13.48%	0	0.00%	0	0.00%	0	0.00%	4	4.49%	16	17.98%	73	82.02%	89
Individual Firms Over Three Years²	20	14.29%	0	0.00%	0	0.00%	0	0.00%	6	4.29%	26	18.57%	114	81.43%	140

Source: MGT database of the City of Columbia's procurement activity from July 1, 2002, through June 30, 2005.

¹ Percentage of total firms.

² "Individual Firms" counts a firm only once for each year it receives work. Since a firm could be used in multiple years, the "Individual Firms" for the entire study period may not equal the sum of all years.

Threshold Analysis

MGT analyzed the utilization of certified and uncertified M/WBE construction firms by examining contracts in the specific dollar ranges shown below:

- contracts \$100,000 and under;
- contracts between \$100,001 and \$1 million; and
- contracts over \$1 million.

As **Exhibit 4-7** illustrates, M/WBEs received 18.9 percent of the contracts awarded in amounts of \$100,000 or less. However, the analysis showed that as the contract dollar amount increased, the level of M/WBE participation decreased, such that in the higher dollar range—contracts of \$1 million or more—M/WBE participation dropped to zero percent of the awarded contracts. Among M/WBEs, and based on percentage utilization, firms owned by African Americans were more successful in winning construction contracts of \$100,000 or less.

**EXHIBIT 4-7
CITY OF COLUMBIA
CONSTRUCTION CONTRACT AWARDS BY THRESHOLD
JULY 1, 2002, THROUGH JUNE 30, 2005**

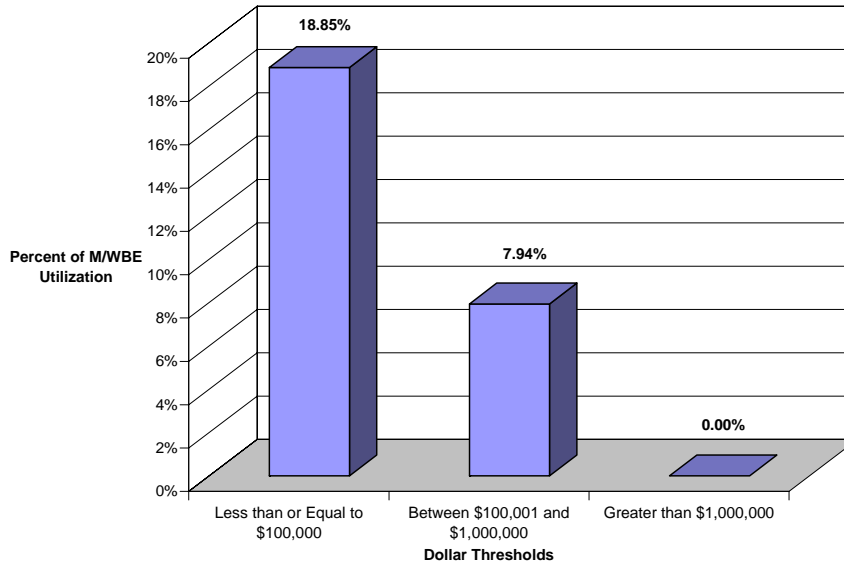
Thresholds	African Americans		Hispanic Americans		Asian Americans		Native Americans		Nonminority Women		M/WBE Subtotal		Nonminority Firms		Total Contracts Awarded
	#	% ¹	#	% ¹	#	% ¹	#	% ¹	#	% ¹	#	% ¹	#	% ¹	#
Less than or Equal to \$100,000	93	13.70%	0	0.00%	0	0.00%	0	0.00%	35	5.15%	128	18.85%	551	81.15%	679
Between \$100,001 and \$1 million	2	3.17%	0	0.00%	0	0.00%	0	0.00%	3	4.76%	5	7.94%	58	92.06%	63
Greater than \$1 million	0	0.00%	0	0.00%	0	0.00%	0	0.00%	0	0.00%	0	0.00%	15	100.00%	15
Total	95	12.55%	0	0.00%	0	0.00%	0	0.00%	38	5.02%	133	17.57%	624	82.43%	757

Source: MGT database of the City of Columbia's procurement activity from July 1, 2002, through June 30, 2005.

¹ Percentage of total contracts awarded annually to prime contractors.

Exhibit 4-8 shows a graphical representation of the dollar ranges for the utilization of M/WBEs and illustrates how M/WBE firms fared as contract dollars rose. **Exhibit 4-9** presents the threshold analysis based on award totals in the respective categories, showing a percentage concentration of M/WBE participation on contracts of \$100,000 or less. However, as the dollar value of the awarded contracts increased, M/WBE participation decreased, to the extent that in the highest dollar range M/WBEs did not receive any of the total dollars awarded.

**EXHIBIT 4-8
CITY OF COLUMBIA
UTILIZATION OF M/WBE PRIME CONSTRUCTION CONTRACTORS
WITHIN CONTRACT DOLLAR RANGES
JULY 1, 2002, THROUGH JUNE 30, 2005**



**EXHIBIT 4-9
CITY OF COLUMBIA
CONSTRUCTION CONTRACT AWARD AMOUNTS BY THRESHOLD
JULY 1, 2002, THROUGH JUNE 30, 2005**

Thresholds	African Americans		Hispanic Americans		Asian Americans		Native Americans		Nonminority Women		M/WBE Subtotal		Nonminority Firms		Total Contracts Awarded \$
	\$	% ¹	\$	% ¹	\$	% ¹	\$	% ¹	\$	% ¹	\$	% ¹	\$	% ¹	
Less than or Equal to \$100,000	\$670,314	13.96%	\$0	0.00%	\$0	0.00%	\$0	0.00%	\$466,794	9.72%	\$1,137,108	23.68%	\$3,665,340	76.32%	\$4,802,447
Between \$100,001 and \$1 million	\$239,500	1.08%	\$0	0.00%	\$0	0.00%	\$0	0.00%	\$961,875	4.33%	\$1,201,375	5.40%	\$21,034,682	94.60%	\$22,236,057
Greater than \$1 million	\$0	0.00%	\$0	0.00%	\$0	0.00%	\$0	0.00%	\$0	0.00%	\$0	0.00%	\$90,633,257	100.00%	\$90,633,257
Total	\$909,814	0.77%	\$0	0.00%	\$0	0.00%	\$0	0.00%	\$1,428,668	1.21%	\$2,338,482	1.99%	\$115,333,278	98.01%	\$117,671,761

Source: MGT database of the City of Columbia's procurement activity from July 1, 2002, through June 30, 2005.

¹ Percentage of total contracts awarded annually to prime contractors.

Construction Subcontractor Analysis

MGT attempted to collect subcontractor data from hard copy files and electronic data that were maintained by the City. MGT sent out verification reports to prime contractors to obtain and/or verify any subcontractors that were not included in our database. Due to the incompleteness of the subcontractor data maintained by the city, our first analysis of M/WBE subcontractor utilization is based on the subcontract dollars awarded within the prime contractor's relevant market area derived from the verification reports. It should be noted that these data are heavily weighted towards M/WBEs because those were the data most readily available. The second analysis we present is based on estimated total subcontracting dollars.

Based on the responses in the verification reports, Nonminority firms received 61 percent (\$2,697,139) of the construction subcontract dollars awarded during the study period. M/WBE firms were awarded 38.9 percent, with Nonminority Women owned firms receiving 24 percent. The subcontractor utilization analysis for the City construction awards is shown in **Exhibit 4-10** as dollar amounts paid and percentage of M/WBE dollars.

Because the data did not provide the dollars associated with the subcontracts on City projects, we provide in **Exhibit 4-10**, we conducted an analysis of subcontracting utilization based on an estimated subcontracting level. We have the distribution of the number of M/WBE subcontracts by race and gender, but needed to know construction subcontracts awarded to non-M/WBEs in order to establish a reasonable basis to determine the relative proportion of construction subcontract dollars to overall construction contracts.

Our experience has shown that subcontracting generally represents 20 to 30 percent of the prime construction contract amounts. Census data support the applicability of this rule of thumb for this project. The "1997 Census of Construction – Geographic Area Summary Findings" shows that the cost of construction work subcontracted out in the State of South Carolina was 24.8 percent. Assuming that the City of Columbia's construction spending pattern is similar to the overall patterns in the state of South Carolina, we would conclude that subcontractors received at least 20 percent of the dollars associated with construction prime contracts and as much as 24.8 percent of prime level dollars.

Using the corresponding prime dollars for the three fiscal years for which M/WBE subcontracting data was available (July1, 2002 through June 30, 2005), we calculate the overall construction subcontract dollars to have been \$29.2 million (24.8 percent) in the relevant market area (see **Exhibit 4-11**). Accordingly, **Exhibit 4-11** shows the estimated construction subcontracting utilization percentages under these assumptions.

**EXHIBIT 4-10
CONSTRUCTION
UTILIZATION ANALYSIS OF SUBCONTRACTORS
IN THE RELEVANT MARKET AREA
DOLLARS AND PERCENTAGE OF TOTAL DOLLARS AWARDED
BY RACE/ETHNICITY/GENDER CLASSIFICATIONS
JULY 1, 2002 THROUGH JUNE 30, 2005**

Fiscal Year	African Americans		Hispanic Americans		Asian Americans		Native Americans		Nonminority Women		M/WBE Subtotal		Nonminority Total ³		Estimated Awarded
	\$	% ¹	\$	% ¹	\$	% ¹	\$	% ¹	\$	% ¹	\$	%	\$	% ¹	\$
2003	\$15,500.00	0.34%	\$0.00	0.00%	\$0.00	0.00%	\$0.00	0.00%	\$771,600.00	16.93%	\$787,100.00	17.27%	\$3,769,923.77	82.73%	\$4,557,023.77
2004	\$134,720.00	3.05%	\$0.00	0.00%	\$0.00	0.00%	\$0.00	0.00%	\$94,802.00	2.15%	\$229,522.00	5.20%	\$4,182,333.71	94.80%	\$4,411,855.71
2005	\$381,823.00	1.89%	\$0.00	0.00%	\$85,066.00	0.42%	\$0.00	0.00%	\$198,780.00	0.98%	\$665,669.00	3.29%	\$19,548,048.13	96.71%	\$20,213,717.13
Total	\$532,043.00	1.82%	\$0.00	0.00%	\$85,066.00	0.29%	\$0.00	0.00%	\$1,065,182.00	3.65%	\$1,682,291.00	5.76%	\$27,500,305.61	94.24%	\$29,182,596.61

Source: MGT database derived from prime contractor responses to verification report solicitations, and an estimated amount of subcontract dollars.

¹ Percentage of the total estimated subcontractor dollars awarded.

² Actual dollar amounts according to verification reports.

³ Calculated as estimated subcontract dollars less M/WBE subcontract dollars.

**EXHIBIT 4-11
CONSTRUCTION
SUBCONTRACTS AWARDED IN THE RELEVANT MARKET AREA
BY RACE/ETHNICITY/GENDER CLASSIFICATIONS
JULY 1, 2002, THROUGH JUNE 30, 2005**

Fiscal Year	African Americans		Hispanic Americans		Asian Americans		Native Americans		Nonminority Women		M/WBE Subtotal		Nonminority Total		Total Contracts
	#	% ¹	#	% ¹	#	% ¹	#	% ¹	#	% ¹	#	%	#	% ¹	#
2003	2	18.18%	0	0.00%	0	0.00%	0	0.00%	4	36.36%	6	54.55%	5	45.45%	11
2004	12	23.53%	0	0.00%	0	0.00%	0	0.00%	4	7.84%	16	31.37%	35	68.63%	51
2005	6	11.32%	0	0.00%	1	1.89%	0	0.00%	6	11.32%	13	24.53%	40	75.47%	53
Total Contracts	20	17.39%	0	0.00%	1	0.87%	0	0.00%	14	12.17%	35	30.43%	80	69.57%	115

Source: MGT database derived from prime contractor responses to verification report solicitations.

¹ Percentage of M/WBE subtotal of awards.

In **Exhibit 4-11** and **Exhibit 4-12** we also analyzed the distribution of M/WBE subcontracts awarded and subcontractors that were actually utilized by the City, according to verification reports, by race, ethnicity, and gender which was 115 individual vendors. In terms of number of subcontracts, we noted that the level of activity in 2004 was greater than subcontract activity in other years of the study period for M/WBEs.

**EXHIBIT 4-12
CONSTRUCTION
NUMBER OF UTILIZED INDIVIDUAL SUBCONTRACTORS
IN THE RELEVANT MARKET AREA
BY RACE/ETHNICITY/GENDER CLASSIFICATIONS
JULY 1, 2002, THROUGH JUNE 30, 2005**

Fiscal Year	African Americans		Hispanic Americans		Asian Americans		Native Americans		Nonminority Women		M/WBE Subtotal		Nonminority Total		Total Firms
	#	% ¹	#	% ¹	#	% ¹	#	% ¹	#	% ¹	#	%	#	% ¹	
2003	2	18.18%	0	0.00%	0	0.00%	0	0.00%	4	36.36%	6	54.55%	5	45.45%	11
2004	12	24.00%	0	0.00%	0	0.00%	0	0.00%	4	8.00%	16	32.00%	34	68.00%	50
2005	6	11.54%	0	0.00%	1	1.92%	0	0.00%	6	11.54%	13	25.00%	39	75.00%	52
Individual Firms Over Three Years²	20	17.39%	0	0.00%	1	0.87%	0	0.00%	14	12.17%	35	30.43%	80	69.57%	115

Source: MGT database derived from prime contractor responses to verification report solicitations.

¹ Percentage of M/WBE subtotal.

² Individual Firms” counts a firm only once for each year it receives work. Since a firm could be used in multiple years, the individual Firms” for the entire study period may not equal the sum of all years.

4.2.3 Availability

The availability of construction firms was derived from the list of overall firms included in MGT’s database. However, the availability analysis is based only on firms that were located within the relevant market area. As shown in **Exhibit 4-13**, M/WBEs accounted for 27 percent of construction contractors available to do business with the City. African American-owned and nonminority women-owned firms were the larger groups, accounting for 20.9 and 5.7 percent of the total M/WBE construction contractors. The data provided to us did not distinguish prime contractors from subcontractors.

**EXHIBIT 4-13
CONSTRUCTION
AVAILABILITY OF PRIME CONTRACTORS
BY RACE/ETHNICITY/GENDER CLASSIFICATIONS
JULY 1, 2002, THROUGH JUNE 30, 2005**

	African Americans ¹		Hispanic Americans ¹		Asian Americans ¹		Native Americans ¹		Nonminority Women		M/WBE Subtotal		Nonminority Firms		Total Firms
	#	%	#	%	#	%	#	%	#	%	#	%	#	%	
Total	85	20.88%	1	0.25%	1	0.25%	0	0.00%	23	5.65%	110	27.03%	297	72.97%	407

Source: MGT’s Master Vendor Database.

¹ Minority female firms are included in their respective minority classifications.

Exhibit 4-14 displays census availability percentages for subcontractors, indicating that Nonminority-owned firms accounted for nearly 80 percent of all construction subcontractors. For M/WBE subcontractor availability, by individual race/ethnicity/gender category African American firms represented 6.05 percent, Hispanic American firms 1.65 percent; Asian American firms 0.24 percent, Native American firms 0.39 percent, and Nonminority Women firms 12.13 percent.

**EXHIBIT 4-14
CITY OF COLUMBIA
AVAILABILITY OF SUBCONTRACTORS
IN THE RELEVANT MARKET AREA
BY RACE/ETHNICITY/GENDER CLASSIFICATION
BASED ON CENSUS DATA USING SIC 15, 16, & 17**

	African Americans ¹		Hispanic Americans ¹		Asian Americans ¹		Native Americans ¹		Nonminority Women		MWBE Subtotal		Nonminority Firms		Total Firms
	#	%	#	%	#	%	#	%	#	%	#	%	#	%	
Total	323	6.05%	88	1.65%	13	0.24%	21	0.39%	648	12.13%	1,093	20.46%	4,250	79.54%	5,343

Source: U.S. Bureau of the Census, 1997.

¹ Minority men and women firms are included in their respective minority classifications.

² Number of non-M/WBE firms derived by subtracting all M/WBE firms from total firms.

³ Total firms derived from the U.S. Bureau of Census and County Business Patterns.

4.2.4 Analyses of Bid Data

Exhibit 4-15(a) shows the results of data analysis of construction bids submitted during the study period. **Exhibit 15(a)** and **15(b)** show the bids submitted categorized by the race, ethnicity, and gender of the business owner of the bidding firm and a breakout by range classification of the submitted bids. Based on the analysis, M/WBEs submitted 3 percent of construction bids for work to be performed for the City. Most firms that submitted bids were prequalified by the City to bid on contracts of \$100,00 to \$1 million.

**EXHIBIT 4-15(a)
CONSTRUCTION
ANALYSIS OF BID DATA
BY RACE/ETHNICITY/GENDER CLASSIFICATIONS
JULY 1, 2002, THROUGH JUNE 30, 2005**

Number of Bids Submitted

	African Americans		Hispanic Americans		Asian Americans		Native Americans		Nonminority Women		M/WBE Subtotal		Nonminority Firms		Total
	#	%	#	%	#	%	#	%	#	%	#	%	#	%	
Total	5	2.44%	0	0.00%	0	0.00%	0	0.00%	1	0.49%	6	2.93%	199	97.07%	205

Source: City of Columbia Bid Data.

**EXHIBIT 4-15(b)
CONSTRUCTION
ANALYSIS OF BID DATA
BY RACE/ETHNICITY/GENDER CLASSIFICATIONS
JULY 1, 2002, THROUGH JUNE 30, 2005**

Bids Submitted by Firm's Bid Range

Range ¹	African Americans		Hispanic Americans		Asian Americans		Native Americans		Nonminority Women		M/WBE Subtotal		Nonminority Firms		Total
	#	%	#	%	#	%	#	%	#	%	#	%	#	%	
A	0	0.00%	0	0.00%	0	0.00%	0	0.00%	0	0.00%	0	0.00%	0	0.00%	0
B	4	80.00%	0	0.00%	0	0.00%	0	0.00%	1	100.00%	5	83.33%	180	90.45%	185
C	1	20.00%	0	0.00%	0	0.00%	0	0.00%	0	0.00%	1	16.67%	19	9.55%	20
Not Provided	0	0.00%	0	0.00%	0	0.00%	0	0.00%	0	0.00%	0	0.00%	0	0.00%	0
Total	5	2.44%	0	0.00%	0	0.00%	0	0.00%	1	0.49%	6	2.93%	199	97.07%	205

Source: City of Columbia Bid Data.

¹ A – less than \$100,000; B – \$100,000 to \$1 million; C > \$1 million.

Note: The number of bids shown in the tables is not inclusive of all projects for which bids were submitted during the study period. The data shown above represent only those projects on which bid information was available in the electronic data provided.

The distribution of M/WBE and non-M/WBE firms that submitted bids was similar to the results of our availability analysis based on vendor data for African Americans. The bidder analysis showed smaller percentages for M/WBE firms.

Exhibit 4-16 presents a comparison of the number of construction contracts awarded (see **Exhibit 4-5**) with the number of bids submitted by business owner classification. The exhibit shows that firms owned by nonminority women were more successful in winning contract awards than firms in other M/WBE business owner classifications. This determination is based on the finding where the respective ratio was greater than 1. The exhibit also shows that Hispanic, Asian, and Native American-owned firms were least likely to be contract winners during the study period.

**EXHIBIT 4-16
CONSTRUCTION
COMPARISON OF % CONTRACTS AWARDED TO BIDS SUBMITTED
BY RACE/ETHNICITY/GENDER CLASSIFICATIONS
JULY 1, 2002, THROUGH JUNE 30, 2005**

Business Owner Classification	% Contract		Ratio
	Awards	% Bids	
African Americans	12.55%	2.44%	5.15
Hispanic Americans	0.00%	0.00%	0.00
Asian Americans	0.00%	0.00%	0.00
Native Americans	0.00%	0.00%	0.00
Nonminority Women	5.02%	0.49%	10.29
Non-M/WBEs	82.43%	97.07%	0.85

Source: Previous Charts.

4.3 Architecture and Engineering

This section presents our analysis for the architecture and engineering business category. This analysis is based on the City contract awards to firms providing architectural and engineering services. In this section, we show the results of the relevant market area determination as well as the utilization and availability analysis of M/WBEs and non-M/WBEs as architecture and engineering consultants.

4.3.1 Relevant Market Area Analysis

The data showed that the City let \$15.2 million in architecture and engineering contracts during the study period. Overall, 159 contracts were awarded to 45 individual firms. **Exhibit 17** shows the location of firms awarded architecture and engineering contracts by the respective firms' county of domicile and the dollar amount.

The relevant market area for the architecture and engineering business category included the three counties of Richland, SC; Lexington SC; and Fulton, GA. Approximately \$12.5 million (82.3%) of the \$15.2 million in total architecture and engineering awards as awarded to firms in the relevant market area, which represented 131 contracts to 32 firms. **Appendix A** shows the architecture and engineering contracts that were included in the analysis.

**EXHIBIT 4-17
ARCHITECTURE AND ENGINEERING
RELEVANT MARKET AREA ANALYSIS
JULY 1, 2002, THROUGH JUNE 30, 2005**

County, State	# of Contracts	% of Contracts	# of Firms	% of Firms	Dollars	% of Dollars	Cum%²
RICHLAND, SC	116	72.96%	24	53.33%	\$10,993,340.62	72.27%	72.27%
LEXINGTON, SC	9	5.66%	4	8.89%	\$88,591.50	0.58%	72.86%
FULTON, GA	6	3.77%	4	8.89%	\$1,444,311.35	9.50%	82.35%
MECKLENBURG, NC	3	1.89%	3	6.67%	\$163,555.65	1.08%	83.43%
GREENVILLE, SC	7	4.40%	3	6.67%	\$65,403.75	0.43%	83.86%
DAVIDSON, TN	3	1.89%	1	2.22%	\$2,189,834.30	14.40%	98.25%
JACKSON, MO	1	0.63%	1	2.22%	\$210,000.00	1.38%	99.63%
ORANGEBURG, SC	6	3.77%	1	2.22%	\$18,833.00	0.12%	99.76%
CHARLESTON, SC	2	1.26%	1	2.22%	\$16,863.46	0.11%	99.87%
NEWPORT NEWS (CITY), VA	4	2.52%	1	2.22%	\$13,600.00	0.09%	99.96%
WAKE, NC	1	0.63%	1	2.22%	\$6,294.50	0.04%	100.00%
KITSAP, WA	1	0.63%	1	2.22%	\$120.00	0.00%	100.00%
Total	159	100.00%	45	100.00%	\$15,210,748.13	100.00%	

Source: The City of Columbia.

¹ Counties above the line are included in the relevant market area.

² Cumulative total of percentage of dollars in market area.

4.3.2 Utilization Analysis

Exhibit 4-18 presents the utilization analysis of architecture and engineering prime consultants in the City's relevant market area and shows that M/WBEs received 17.9 percent of the awarded architecture and engineering contract dollars. Nonminority firms

accounted for 82.1 percent of the architecture and engineering contracts granted during the three-year study period.

**EXHIBIT 4-18
ARCHITECTURE AND ENGINEERING
UTILIZATION ANALYSIS OF PRIME CONSULTANTS IN THE
RELEVANT MARKET AREA
CONSOLIDATED DOLLARS AND PERCENTAGE OF TOTAL DOLLARS
BY RACE/ETHNICITY/GENDER CLASSIFICATIONS
JULY 1, 2002, THROUGH JUNE 30, 2005**

Fiscal Year	African Americans		Hispanic Americans		Asian Americans		Native Americans		Nonminority Women		M/WBE Subtotal		Nonminority Firms		Total Dollars Awarded
	\$	% ¹	\$	% ¹	\$	% ¹	\$	% ¹	\$	% ¹	\$	% ¹	\$	% ¹	\$
2003	\$35,025	1.02%	\$0	0.00%	\$1,061,516	30.80%	\$0	0.00%	\$45,747	1.33%	\$1,142,288	33.15%	\$2,303,893	66.85%	\$3,446,181
2004	\$172,900	3.70%	\$0	0.00%	\$649,176	13.90%	\$0	0.00%	\$5,579	0.12%	\$827,656	17.72%	\$3,842,111	82.28%	\$4,669,767
2005	\$0	0.00%	\$0	0.00%	\$88,017	2.00%	\$0	0.00%	\$182,220	4.13%	\$270,237	6.13%	\$4,140,059	93.87%	\$4,410,296
Total	\$207,925	1.66%	\$0	0.00%	\$1,798,709	14.36%	\$0	0.00%	\$233,546	1.86%	\$2,240,180	17.88%	\$10,286,063	82.12%	\$12,526,243

Source: MGT database of the City of Columbia's procurement activity from July 1, 2002, through June 30, 2005.

¹ Percent of dollars awarded annually to prime consultants.

Exhibit 4-19 shows the utilization by the number of contracts let during the study period. Nonminority firms received 83.2 percent of the architecture and engineering contracts let by the City during the study period. Asian owned firms received 12 contracts, nonminority women owned firms received 7, and African American owned firms received 3 of the 131 contracts.

**EXHIBIT 4-19
ARCHITECTURE AND ENGINEERING
PRIME CONTRACTS AWARDED IN THE RELEVANT MARKET AREA
BY RACE/ETHNICITY/GENDER CLASSIFICATIONS
JULY 1, 2002, THROUGH JUNE 30, 2005**

Fiscal Year	African Americans		Hispanic Americans		Asian Americans		Native Americans		Nonminority Women		M/WBE Subtotal		Nonminority Firms		Total Contracts
	#	% ¹	#	% ¹	#	% ¹	#	% ¹	#	% ¹	#	% ¹	#	% ¹	#
2003	1	2.38%	0	0.00%	6	14.29%	0	0.00%	3	7.14%	10	23.81%	32	76.19%	42
2004	2	5.26%	0	0.00%	2	5.26%	0	0.00%	1	2.63%	5	13.16%	33	86.84%	38
2005	0	0.00%	0	0.00%	4	7.84%	0	0.00%	3	5.88%	7	13.73%	44	86.27%	51
Total Contracts	3	2.29%	0	0.00%	12	9.16%	0	0.00%	7	5.34%	22	16.79%	109	83.21%	131

Source: MGT database of the City of Columbia's procurement activity from July 1, 2002, through June 30, 2005.

¹ Percentage of total contracts.

Exhibit 4-20 shows the distribution of individual architectural and engineering prime level consultants that performed work for the City during the study period.

**EXHIBIT 4-20
ARCHITECTURE AND ENGINEERING
NUMBER OF INDIVIDUAL PRIME CONSULTANTS IN THE
RELEVANT MARKET AREA
AWARDS BY RACE/ETHNICITY/GENDER CLASSIFICATIONS
JULY 1, 2002, THROUGH JUNE 30, 2005**

Fiscal Year	African Americans		Hispanic Americans		Asian Americans		Native Americans		Nonminority Women		M/WBE Subtotal		Nonminority Firms		Total Firms
	#	% ¹	#	% ¹	#	% ¹	#	% ¹	#	% ¹	#	% ¹	#	% ¹	#
2003	1	6.25%	0	0.00%	1	6.25%	0	0.00%	1	6.25%	3	18.75%	13	81.25%	16
2004	1	4.76%	0	0.00%	1	4.76%	0	0.00%	1	4.76%	3	14.29%	18	85.71%	21
2005	0	0.00%	0	0.00%	1	6.25%	0	0.00%	1	6.25%	2	12.50%	14	87.50%	16
Individual Firms Over Three Years²	1	3.13%	0	0.00%	1	3.13%	0	0.00%	1	3.13%	3	9.38%	29	90.63%	32

Source: MGT database of the City of Columbia's procurement activity from July 1, 2002, through June 30, 2005.

¹ Percentage of Total Consultants.

² "Individual Firms" counts a firm only once for each year it receives work. Since a firm could be used in multiple years, the total firms for the entire study period may not equal the sum of all years.

Threshold Analysis

MGT further analyzed the utilization of M/WBE architecture and engineering firms by examining architecture and engineering awards in specific dollar ranges. The established ranges were:

- contracts \$100,000 and under;
- contracts between \$100,001 and \$1 million; and
- contracts over \$1 million.

Exhibit 4-21 presents the threshold analysis for architectural and engineering contracts awarded by the City during the study period. We show that 104 out of 131 City architecture and engineering procurements were in the "less than or equal to \$100,000" range. In each threshold category, nonminority firms were more successful. M/WBE firms received 17.3 percent of the less than or equal to \$100,000 contracts and 15.4 percent of the contracts between \$100,001 and \$1 million in architecture and engineering contracts, as noted earlier in this section. Of the 131, the threshold analysis shows that only one of those contract awards as the highest of the dollar categories analyzed. **Exhibit 4-22** shows these numbers as a graphical representation.

**EXHIBIT 4-21
CITY OF COLUMBIA
UTILIZATION OF ARCHITECTURE AND ENGINEERING CONSULTANTS
BY RACE/ETHNICITY/GENDER CLASSIFICATION
BY DOLLAR CATEGORIES
JULY 1, 2002, THROUGH JUNE 30, 2005**

Thresholds	African Americans		Hispanic Americans		Asian Americans		Native Americans		Nonminority Women		M/WBE Subtotal		Nonminority Firms		Total Contracts Awarded
	#	% ¹	#	% ¹	#	% ¹	#	% ¹	#	% ¹	#	% ¹	#	% ¹	
Less than or Equal to \$100,000	2	1.92%	0	0.00%	10	9.62%	0	0.00%	6	5.77%	18	17.31%	86	82.69%	104
Between \$100,001 and \$1 million	1	3.85%	0	0.00%	2	7.69%	0	0.00%	1	3.85%	4	15.38%	22	84.62%	26
Greater than \$1 million	0	0.00%	0	0.00%	0	0.00%	0	0.00%	0	0.00%	0	0.00%	1	100.00%	1
Total	3	2.29%	0	0.00%	12	9.16%	0	0.00%	7	5.34%	22	16.79%	109	83.21%	131

Source: MGT database of the City of Columbia's procurement activity from July 1, 2002, through June 30, 2005.

¹ Percentage of total dollars awarded annually to prime contractors.

**EXHIBIT 4-22
CITY OF COLUMBIA UTILIZATION OF M/WBE
ARCHITECTURAL AND ENGINEERING CONSULTANTS
WITHIN CONTRACT DOLLAR RANGES
JULY 1, 2002, THROUGH JUNE 30, 2005**

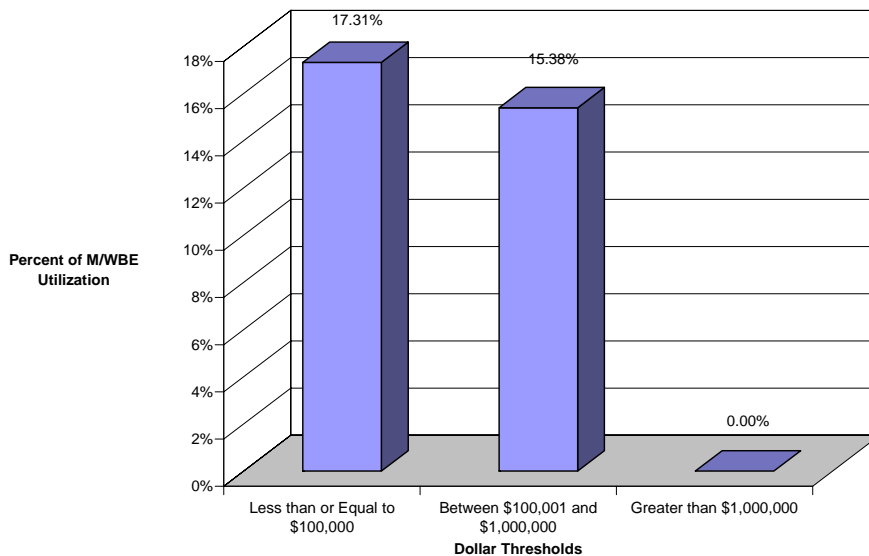


Exhibit 4-23 shows the dollar amounts awarded for the contracts in the respective dollar threshold categories for nonminority firms.

**EXHIBIT 4-23
CITY OF COLUMBIA
ARCHITECTURAL AND ENGINEERING CONTRACT AWARD AMOUNTS BY
THRESHOLD AWARD
JULY 1, 2002, THROUGH JUNE 30, 2005**

Thresholds	African Americans		Hispanic Americans		Asian Americans		Native Americans		Nonminority Women		M/WBE Subtotal		Nonminority Firms		Total Contracts Awarded
	\$	% ¹	\$	% ¹	\$	% ¹	\$	% ¹	\$	% ¹	\$	% ¹	\$	% ¹	\$
Less than or Equal to \$100,000	\$104,629	4.89%	\$0	0.00%	\$167,679	7.84%	\$0	0.00%	\$116,076	5.43%	\$388,384	18.16%	\$1,750,602	81.84%	\$2,138,986
Between \$100,001 and \$1 million	\$103,296	1.16%	\$0	0.00%	\$1,631,030	18.37%	\$0	0.00%	\$117,470	1.32%	\$1,851,796	20.86%	\$7,026,961	79.14%	\$8,878,757
Greater than \$1 million	\$0	0.00%	\$0	0.00%	\$0	0.00%	\$0	0.00%	\$0	0.00%	\$0	0.00%	\$1,508,500	100.00%	\$1,508,500
Total	\$207,925	1.66%	\$0	0.00%	\$1,798,709	14.36%	\$0	0.00%	\$233,546	1.86%	\$2,240,180	17.88%	\$10,286,063	82.12%	\$12,526,243

Source: MGT database of the City of Columbia's procurement activity from July 1, 2002, through June 30, 2005.

¹ Percentage of total contracts awarded annually to prime contractors.

Architecture and Engineering Subconsultants

Exhibit 4-24 shows the results of our analysis of the architectural and engineering subconsultant activity during the study period. We analyzed activity with subconsultants that performed work for prime consultants domiciled within the identified relevant market area for the City. In **Exhibit 4-24**, we show that subconsultants performed \$374,000 of subconsulting work on architectural and engineering projects. Based on responses to the verification reports, M/WBEs received 9.1 percent of the subconsultant dollars for architecture and engineering services. Firms owned by nonminorities received 91 percent of the architectural and engineering subconsultant contracts during the study period.

**EXHIBIT 4-24
ARCHITECTURE AND ENGINEERING
UTILIZATION ANALYSIS OF SUBCONSULTANTS
IN THE RELEVANT MARKET AREA
DOLLARS AND PERCENTAGE OF TOTAL DOLLARS AWARDED
BY RACE/ETHNICITY/GENDER CLASSIFICATIONS
JULY 1, 2002, THROUGH JUNE 30, 2005**

FISCAL YEAR	African Americans		Hispanic Americans		Asian Americans		Native Americans		Nonminority Women		M/WBE Subtotal		Nonminority Total		Total Dollars Awarded
	\$	% ¹	\$	% ¹	\$	% ¹	\$	% ¹	\$	% ¹	\$	%	\$	% ¹	\$
2003	\$0.00	0.00%	\$0.00	0.00%	\$0.00	0.00%	\$0.00	0.00%	\$0.00	0.00%	\$0.00	0.00%	\$0.00	0.00%	\$0.00
2004	\$0.00	0.00%	\$0.00	0.00%	\$0.00	0.00%	\$0.00	0.00%	\$0.00	0.00%	\$0.00	0.00%	\$22,746.53	100.00%	\$22,746.53
2005	\$15,000.00	4.27%	\$0.00	0.00%	\$18,840.00	5.36%	\$0.00	0.00%	\$0.00	0.00%	\$33,840.00	9.64%	\$317,372.00	90.36%	\$351,212.00
Total	\$15,000.00	4.01%	\$0.00	0.00%	\$18,840.00	5.04%	\$0.00	0.00%	\$0.00	0.00%	\$33,840.00	9.05%	\$ 340,118.53	90.95%	\$373,958.53

Source: MGT database of the City of Columbia's procurement activity from July 1, 2002, through June 30, 2005.

¹ Percentage of subconsultant awards.

Exhibit 4-25 and **4-26** show the distribution of subconsultant awards and firms that performed work during the study period. In **Exhibit 4-25**, we show that nine architectural and engineering subcontracts were awarded to nonminority firms and two were awarded to M/WBEs. In **Exhibit 4-26** we show that nine nonminority firms performed work for the City as architectural and engineering subconsultants, as well as one African American and one Asian American.

**EXHIBIT 4-25
ARCHITECTURE AND ENGINEERING
SUBCONTRACTS AWARDED IN THE RELEVANT MARKET AREA
BY RACE/ETHNICITY/GENDER CLASSIFICATIONS
JULY 1, 2002, THROUGH JUNE 30, 2005**

Fiscal Year	African Americans		Hispanic Americans		Asian Americans		Native Americans		Nonminority Women		M/WBE Subtotal		Nonminority Total		Total Contracts
	#	% ¹	#	% ¹	#	% ¹	#	% ¹	#	% ¹	#	%	#	% ¹	#
2003	0	0.00%	0	0.00%	0	0.00%	0	0.00%	0	0.00%	0	0.00%	0	0.00%	0
2004	0	0.00%	0	0.00%	0	0.00%	0	0.00%	0	0.00%	0	0.00%	3	100.00%	3
2005	1	12.50%	0	0.00%	1	12.50%	0	0.00%	0	0.00%	2	25.00%	6	75.00%	8
Total Contracts	1	9.09%	0	0.00%	1	9.09%	0	0.00%	0	0.00%	2	18.18%	9	81.82%	11

Source: MGT database of the City of Columbia's procurement activity from July 1, 2002, through June 30, 2005.

¹ Percentage of total contracts awarded annually to prime consultants.

**EXHIBIT 4-26
ARCHITECTURE AND ENGINEERING
NUMBER OF INDIVIDUAL SUBCONSULTANTS
IN THE RELEVANT MARKET AREA
BY RACE/ETHNICITY/GENDER CLASSIFICATIONS
JULY 1, 2002, THROUGH JUNE 30, 2005**

Fiscal Year	African Americans		Hispanic Americans		Asian Americans		Native Americans		Nonminority Women		M/WBE Subtotal		Nonminority Total		Total Firms
	#	% ¹	#	% ¹	#	% ¹	#	% ¹	#	% ¹	#	%	#	% ¹	
2003	0	0.00%	0	0.00%	0	0.00%	0	0.00%	0	0.00%	0	0.00%	0	0.00%	0
2004	0	0.00%	0	0.00%	0	0.00%	0	0.00%	0	0.00%	0	0.00%	3	0.00%	3
2005	0	0.00%	0	0.00%	0	0.00%	0	0.00%	0	0.00%	0	0.00%	6	100.00%	6
Individual Firms Over Three Years²	1	9.09%	0	0.00%	1	9.09%	0	0.00%	0	0.00%	2	18.18%	9	81.82%	11

Source: MGT database of the City of Columbia's procurement activity from July 1, 2002, through June 30, 2005.

¹ Percentage of Total Firms.

² "Individual Firms" counts a firm only once for each year it receives work. Since a firm could be used in multiple years, the "Individual Firms" for the entire study period may not equal the sum of all years.

4.3.4 Availability

The availability of prime consultants is derived from MGT's Master Vendor Database. **Exhibit 4-27** shows the available architecture and engineering consultants that are located in the relevant market area. Of the 81 available architecture and engineering firms, twelve were M/WBEs and 69 were nonminority firms. African Americans had the greatest number of available firms among the M/WBE group, with seven, and nonminority women were next, with three. **Exhibit 4-28** shows the available architecture and engineering subconsultants.

**EXHIBIT 4-27
ARCHITECTURE AND ENGINEERING
AVAILABILITY OF PRIME CONSULTANTS
BY RACE/ETHNICITY/GENDER CLASSIFICATIONS
JULY 1, 2002, THROUGH JUNE 30, 2005**

	African Americans ¹		Hispanic Americans ¹		Asian Americans ¹		Native Americans ¹		Nonminority Women		M/WBE Subtotal		Nonminority Firms		Total Firms
	#	%	#	%	#	%	#	%	#	%	#	%	#	%	
Total	7	8.64%	1	1.23%	1	1.23%	0	0.00%	3	3.70%	12	14.81%	69	85.19%	81

Source: MGT's Master Vendor Database.

¹ Minority male and female firms are included in their respective minority classifications.

**EXHIBIT 4-28
ARCHITECTURE AND ENGINEERING
AVAILABILITY OF SUBCONSULTANTS
BY RACE/ETHNICITY/GENDER CLASSIFICATIONS
JULY 1, 2002, THROUGH JUNE 30, 2005**

	African Americans ¹		Hispanic Americans ¹		Asian Americans ¹		Native Americans ¹		Nonminority Women		MWBE Subtotal		Nonminority Firms		Total Firms
	#	%	#	%	#	%	#	%	#	%	#	%	#	%	
Total	8	8.51%	2	2.13%	2	2.13%	0	0.00%	6	6.38%	18	19.15%	76	80.85%	94

Source: MGT's Master Vendor Database.

¹ Minority male and female firms are included in their respective minority classifications.

4.4 Professional Services

This section presents our analysis for the professional services business category. This analysis is based on City contract awards as opposed to payments to firms providing professional services. In this section, we show the results of the relevant market area determination as well as the utilization and availability analysis of M/WBEs and non-M/WBEs as professional service consultants.

4.4.1 Relevant Market Area Analysis

The data showed that the City let over \$22 million in professional service contracts during the study period. Overall, 2,042 contracts were awarded to 451 individual firms. **Exhibit 4-29** shows the location of firms awarded professional services contracts by the respective firms' county of domicile and the dollar amount.

The relevant market area for the professional services business category included nine counties, as shown in **Exhibit 4-29**. These counties include Richland, SC; Calhoun, SC; Kershaw, SC; Lexington, SC; Mecklenburg, NC; Philadelphia, PA; Cook, IL; Fulton, GA; and Washington, DC. Approximately \$17 million (75%) of the \$22 million in total professional service awards were awarded to firms in the relevant market area, which represented 1,507 contracts to 309 firms. **Appendix A** shows the professional services contracts that were included in the analysis.

**EXHIBIT 4-29
PROFESSIONAL SERVICES
RELEVANT MARKET AREA ANALYSIS
JULY 1, 2002, THROUGH JUNE 30, 2005**

County, State	# of Contracts	% of Contracts	# of Firms	% of Firms	Dollars	% of Dollars	Cum% ²
RICHLAND, SC	1,157	56.66%	226	50.11%	\$10,471,767.77	46.21%	46.21%
CALHOUN, SC	2	0.10%	1	0.22%	\$1,101.28	0.00%	46.21%
KERSHAW, SC	10	0.49%	5	1.11%	\$213,915.00	0.94%	47.15%
LEXINGTON, SC	117	5.73%	42	9.31%	\$500,550.67	2.21%	49.36%
MECKLENBURG, NC	79	3.87%	11	2.44%	\$1,877,951.32	8.29%	57.65%
PHILADELPHIA, PA	31	1.52%	7	1.55%	\$1,808,348.74	7.98%	65.63%
COOK, IL	28	1.37%	6	1.33%	\$1,699,922.41	7.50%	73.13%
FULTON, GA	21	1.03%	6	1.33%	\$103,553.84	0.46%	73.59%
WASHINGTON, DC	62	3.04%	5	1.11%	\$320,763.91	1.42%	75.00%
ORANGE, CA	27	1.32%	5	1.11%	\$161,869.06	0.71%	75.72%
YORK, SC	37	1.81%	5	1.11%	\$37,614.47	0.17%	75.88%
JACKSON, MO	33	1.62%	4	0.89%	\$1,221,799.00	5.39%	81.27%
GREENVILLE, SC	33	1.62%	4	0.89%	\$409,721.27	1.81%	83.08%
GUILFORD, NC	8	0.39%	4	0.89%	\$14,119.53	0.06%	83.14%
BEAUFORT, SC	14	0.69%	3	0.67%	\$174,586.73	0.77%	83.91%
DALLAS, TX	44	2.15%	3	0.67%	\$160,678.18	0.71%	84.62%
GWINNETT, GA	18	0.88%	3	0.67%	\$140,987.08	0.62%	85.24%
HOWARD, MD	12	0.59%	3	0.67%	\$69,601.12	0.31%	85.55%
LOS ANGELES, CA	6	0.29%	3	0.67%	\$53,658.00	0.24%	85.79%
MONTGOMERY, MD	23	1.13%	3	0.67%	\$47,769.27	0.21%	86.00%
DE KALB, GA	3	0.15%	3	0.67%	\$46,982.65	0.21%	86.21%
WAKE, NC	3	0.15%	3	0.67%	\$42,619.51	0.19%	86.39%
KING, WA	5	0.24%	3	0.67%	\$14,317.54	0.06%	86.46%
DORCHESTER, SC	6	0.29%	3	0.67%	\$6,689.75	0.03%	86.49%
COBB, GA	3	0.15%	3	0.67%	\$5,975.26	0.03%	86.51%
FLORENCE, SC	4	0.20%	3	0.67%	\$1,621.69	0.01%	86.52%
CHARLESTON, SC	7	0.34%	3	0.67%	\$1,263.07	0.01%	86.53%
DAVIDSON, TN	8	0.39%	2	0.44%	\$399,372.00	1.76%	88.29%
BUCKS, PA	9	0.44%	2	0.44%	\$338,066.99	1.49%	89.78%
CHESTER, PA	2	0.10%	2	0.44%	\$169,745.00	0.75%	90.53%
VIRGINIA BEACH (CITY), VA	3	0.15%	2	0.44%	\$143,287.19	0.63%	91.16%
GREENWOOD, SC	4	0.20%	2	0.44%	\$85,684.80	0.38%	91.54%
AIKEN, SC	24	1.18%	2	0.44%	\$80,941.67	0.36%	91.90%
MARICOPA, AZ	3	0.15%	2	0.44%	\$8,764.75	0.04%	91.93%
BROWARD, FL	3	0.15%	2	0.44%	\$6,170.28	0.03%	91.96%
TRAVIS, TX	2	0.10%	2	0.44%	\$5,836.50	0.03%	91.99%
LEON, FL	3	0.15%	2	0.44%	\$4,994.00	0.02%	92.01%
NEW YORK, NY	2	0.10%	2	0.44%	\$3,705.32	0.02%	92.03%
DADE, FL	14	0.69%	2	0.44%	\$2,713.93	0.01%	92.04%
SOMERSET, NJ	2	0.10%	1	0.22%	\$357,134.50	1.58%	93.61%
OTHER	170	8.33%	56	12.42%	\$1,447,372.11	6.39%	100.00%
Total	2,042	100.00%	451	100.00%	\$22,663,537.16	100.00%	

Source: The City of Columbia.

¹ Counties above the line are included in the relevant market area.

² Cumulative total of percentage of dollars in market area.

Exhibit 4-30 presents the utilization analysis of professional services prime consultants in the City relevant market area and shows that M/WBEs received 7.9 percent (\$1.3 million) of the awarded professional services contract dollars. Firms owned by African Americans were the more successful M/WBE group, securing almost 8 percent (\$1.3 million) of the professional services contracts awarded during the three-year study period. Next, in order of percentage utilization, were firms owned by nonminority women, with less than 1 percent of the professional services contract awards. As a group, M/WBEs were most successful in 2005, when the level of participation was 13.8 percent of the professional services contract dollars awarded that year.

**EXHIBIT 4-30
PROFESSIONAL SERVICES
UTILIZATION ANALYSIS OF PRIME CONSULTANTS IN THE
RELEVANT MARKET AREA
CONSOLIDATED DOLLARS AND PERCENTAGE OF TOTAL DOLLARS
BY RACE/ETHNICITY/GENDER CLASSIFICATIONS
JULY 1, 2002, THROUGH JUNE 30, 2005**

Fiscal Year	African Americans		Hispanic Americans		Asian Americans		Native Americans		Nonminority Women		M/WBE Subtotal		Nonminority Firms		Total Dollars Awarded
	\$	% ¹	\$	% ¹	\$	% ¹	\$	% ¹	\$	% ¹	\$	% ¹	\$	% ¹	\$
2003	\$183,882	2.37%	\$0	0.00%	\$0	0.00%	\$0	0.00%	\$17,700	0.23%	\$201,582	2.59%	\$7,568,750	97.41%	\$7,770,331
2004	\$271,077	8.86%	\$0	0.00%	\$0	0.00%	\$0	0.00%	\$23,075	0.75%	\$294,152	9.62%	\$2,764,119	90.38%	\$3,058,270
2005	\$831,413	13.48%	\$0	0.00%	\$20,000	0.32%	\$0	0.00%	\$888	0.01%	\$852,301	13.82%	\$5,316,973	86.18%	\$6,169,273
Total	\$1,286,371	7.57%	\$0	0.00%	\$20,000	0.12%	\$0	0.00%	\$41,663	0.25%	\$1,348,034	7.93%	\$15,649,841	92.07%	\$16,997,875

Source: MGT database of the City of Columbia's procurement activity from July 1, 2002, through June 30, 2005.

¹ Percent of total dollars awarded annually to prime contractors.

4.4.2 Utilization Analysis

Firms owned by nonminorities were utilized most often by the City on professional service projects during the study period. We noted that the percentage utilization for nonminority professional service firms was 86 percent or greater for each year of the study period.

Exhibit 4-31 shows the utilization by the number of contracts let during the study period. M/WBE firms received 251 (16.7%) of the 1,507 professional services contracts let by the City. African American-owned firms received the highest number of contracts (235) awarded to M/WBEs, followed by nonminority women-owned firms, which received 15 contracts. Nonminority firms received 83.3 percent (1,256 contracts) of the total 1,507 contracts let.

Exhibits 4-32 shows the distribution of individual professional services prime level consultants that performed work for the City during the study period. Nonminority professional service firms were utilized in significantly greater proportions than M/WBEs and accounted for over 90 percent of contracted firms. The analysis of the number of firms utilized showed that African American-owned firms were next in the succession of firms utilized at 8.4 percent.

**EXHIBIT 4-31
PROFESSIONAL SERVICES
CONTRACT AWARDS
IN THE RELEVANT MARKET AREA
BY RACE/ETHNICITY/GENDER CLASSIFICATIONS
JULY 1, 2002, THROUGH JUNE 30, 2005**

Fiscal Year	African Americans		Hispanic Americans		Asian Americans		Native Americans		Nonminority Women		M/WBE Subtotal		Nonminority Firms		Total Contracts
	#	% ¹	#	% ¹	#	% ¹	#	% ¹	#	% ¹	#	% ¹	#	% ¹	#
2003	30	6.62%	0	0.00%	0	0.00%	0	0.00%	2	0.44%	32	7.06%	421	92.94%	453
2004	88	16.09%	0	0.00%	0	0.00%	0	0.00%	11	2.01%	99	18.10%	448	81.90%	547
2005	117	23.08%	0	0.00%	1	0.20%	0	0.00%	2	0.39%	120	23.67%	387	76.33%	507
Total Contracts	235	15.59%	0	0.00%	1	0.07%	0	0.00%	15	1.00%	251	16.66%	1,256	83.34%	1,507

Source: MGT database of the City of Columbia's procurement activity from July 1, 2002, through June 30, 2005.

¹ Percentage of total contracts.

**EXHIBIT 4-32
PROFESSIONAL SERVICES
NUMBER OF INDIVIDUAL PRIME CONSULTANTS IN THE
RELEVANT MARKET AREA
AWARDS BY RACE/ETHNICITY/GENDER CLASSIFICATIONS
JULY 1, 2002, THROUGH JUNE 30, 2005**

Fiscal Year	African Americans		Hispanic Americans		Asian Americans		Native Americans		Nonminority Women		M/WBE Subtotal		Nonminority Firms		Total Firms
	#	% ¹	#	% ¹	#	% ¹	#	% ¹	#	% ¹	#	% ¹	#	% ¹	#
2003	13	9.56%	0	0.00%	0	0.00%	0	0.00%	1	0.74%	14	10.29%	122	89.71%	136
2004	18	11.11%	0	0.00%	0	0.00%	0	0.00%	2	1.23%	20	12.35%	142	87.65%	162
2005	13	7.65%	0	0.00%	1	0.59%	0	0.00%	2	1.18%	16	9.41%	154	90.59%	170
Individual Firms Over Three Years	26	8.41%	0	0.00%	1	0.32%	0	0.00%	4	1.29%	31	10.03%	278	89.97%	309

Source: MGT database of the City of Columbia's procurement activity from July 1, 2002, through June 30, 2005.

¹ Percentage of Total Consultants.

² "Individual Firms" counts a firm only once for each year it receives work. Since a firm could be used in multiple years, the "Individual Firms" for the entire study period may not equal the sum of all years.

Threshold Analysis

Exhibit 4-33 presents the threshold analysis for professional services contracts awarded by the City during the study period. We show that 1,483 out of 1,507 City professional services procurements were in the “less than or equal to \$100,000” range. In each threshold category, nonminority firms were predominant. However, no M/WBE firm received a professional services contract from the City in the “greater than \$1,000,000” category, and three of the total 21 contracts in the “between \$100,001 and \$1,000,000” category were awarded to M/WBEs. Previously, we observed that firms owned by African Americans were most successful among M/WBEs in winning professional services contracts from the City during the study period. The threshold analysis shows that most of those contract awards were in the lowest of the dollar categories analyzed. See **Exhibit 4-34** for a graphical representation of these numbers.

**EXHIBIT 4-33
CITY OF COLUMBIA
UTILIZATION OF PROFESSIONAL SERVICES CONSULTANTS
BY RACE/ETHNICITY/GENDER CLASSIFICATION
BY DOLLAR CATEGORIES
JULY 1, 2002, THROUGH JUNE 30, 2005**

Thresholds	African Americans		Hispanic Americans		Asian Americans		Native Americans		Nonminority Women		M/WBE Subtotal		Nonminority Firms		Total Contracts Awarded
	#	% ¹	#	% ¹	#	% ¹	#	% ¹	#	% ¹	#	% ¹	#	% ¹	#
Less than or Equal to \$100,000	232	15.64%	0	0.00%	1	0.07%	0	0.00%	15	1.01%	248	16.72%	1,235	83.28%	1,483
Between \$100,001 and \$1 million	3	14.29%	0	0.00%	0	0.00%	0	0.00%	0	0.00%	3	14.29%	18	85.71%	21
Greater than \$1 million	0	0.00%	0	0.00%	0	0.00%	0	0.00%	0	0.00%	0	0.00%	3	100.00%	3
Total	235	15.59%	0	0.00%	1	0.07%	0	0.00%	15	1.00%	251	16.66%	1,256	83.34%	1,507

Source: MGT database of the City of Columbia's procurement activity from July 1, 2002, through June 30, 2005.

¹ Percentage of total dollars awarded annually to prime contractors.

**EXHIBIT 4-34
CITY OF COLUMBIA
UTILIZATION OF M/WBE PROFESSIONAL SERVICES CONSULTANTS
WITHIN CONTRACT DOLLAR RANGES
JULY 1, 2002, THROUGH JUNE 30, 2005**

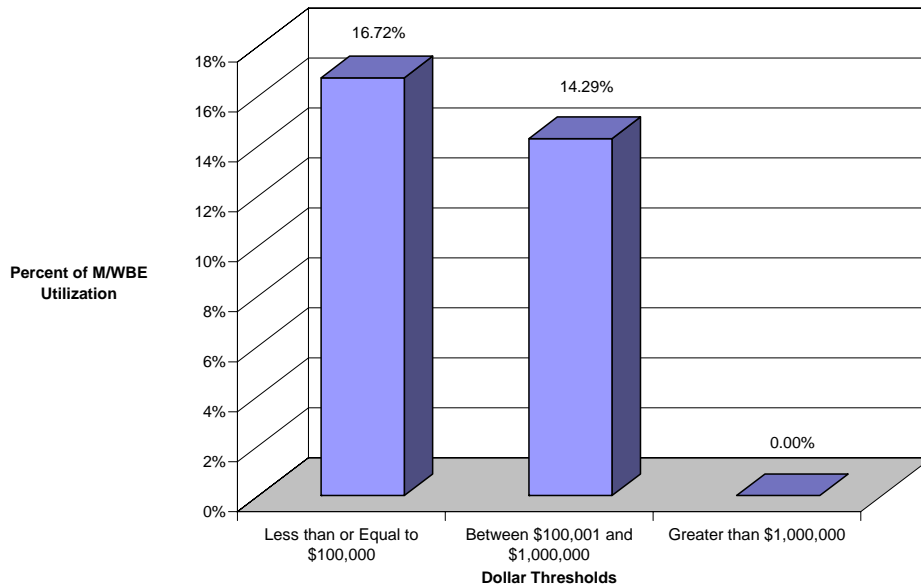


Exhibit 4-35 shows the dollar amounts awarded for the contracts in the respective dollar threshold categories.

**EXHIBIT 4-35
CITY OF COLUMBIA
PROFESSIONAL SERVICES
CONTRACT AWARD AMOUNTS BY THRESHOLD AWARD
JULY 1, 2002, THROUGH JUNE 30, 2005**

Thresholds	African Americans		Hispanic Americans		Asian Americans		Native Americans		Nonminority Women		M/WBE Subtotal		Nonminority Firms		Total Contracts Awarded
	\$	% ¹	\$	% ¹	\$	% ¹	\$	% ¹	\$	% ¹	\$	% ¹	\$	% ¹	\$
Less than or Equal to \$100,000	\$690,371	10.54%	\$0	0.00%	\$20,000	0.31%	\$0	0.00%	\$41,663	0.64%	\$752,034	11.49%	\$5,795,867	88.51%	\$6,547,901
Between \$100,001 and \$1 million	\$596,000	13.95%	\$0	0.00%	\$0	0.00%	\$0	0.00%	\$0	0.00%	\$596,000	13.95%	\$3,676,601	86.05%	\$4,272,601
Greater than \$1 million	\$0	0.00%	\$0	0.00%	\$0	0.00%	\$0	0.00%	\$0	0.00%	\$0	0.00%	\$6,177,373	100.00%	\$6,177,373
Total	\$1,286,371	7.57%	\$0	0.00%	\$20,000	0.12%	\$0	0.00%	\$41,663	0.25%	\$1,348,034	7.93%	\$15,649,841	92.07%	\$16,997,875

Source: MGT database of the City of Columbia's procurement activity from July 1, 2002, through June 30, 2005.

¹ Percentage of total contracts awarded annually to prime contractors.

Professional Services Subconsultants

Exhibit 4-36 shows the results of our analysis of the professional services subconsultant activity during the study period. We analyzed activity with subconsultants that performed work for prime consultants domiciled within the identified relevant market area for the City. In **Exhibit 4-36**, we show that subconsultants performed over \$819,000 of subconsulting work on professional services projects. M/WBEs received 65.7 percent of those subcontracts. Firms owned by Nonminorities received 34.3 percent of the total \$819,000 utilized on professional services subconsultants contracts during the study period. **Exhibits 4-37** and **4-38** show the distribution of subconsultant awards and firms that performed work during the study period. In **Exhibit 4-37**, we show that 7 professional services subcontracts were awarded to Nonminority firms and 5 to M/WBE firms. In **Exhibit 4-38** we show that 7 Nonminority firms and 5 M/WBEs performed work for the City as professional services subconsultants.

**EXHIBIT 4-36
PROFESSIONAL SERVICES
UTILIZATION ANALYSIS OF SUBCONSULTANTS
IN THE RELEVANT MARKET AREA
DOLLARS AND PERCENTAGE OF TOTAL DOLLARS AWARDED
BY RACE/ETHNICITY/GENDER CLASSIFICATIONS
JULY 1, 2002, THROUGH JUNE 30, 2005**

Fiscal Year	African Americans		Hispanic Americans		Asian Americans		Native Americans		Nonminority Women		M/WBE Subtotal		Nonminority Total		Total Dollars Awarded
	\$	% ¹	\$	% ¹	\$	% ¹	\$	% ¹	\$	% ¹	\$	%	\$	% ¹	
2003	\$131,310.00	19.54%	\$0.00	0.00%	\$0.00	0.00%	\$0.00	0.00%	\$261,597.58	38.92%	\$392,907.58	58.46%	\$279,227.45	41.54%	\$672,135.03
2004	\$0.00	0.00%	\$0.00	0.00%	\$0.00	0.00%	\$0.00	0.00%	\$0.00	0.00%	\$0.00	0.00%	\$0.00	0.00%	\$0.00
2005	\$145,550.00	99.04%	\$0.00	0.00%	\$0.00	0.00%	\$0.00	0.00%	\$0.00	0.00%	\$145,550.00	99.04%	\$1,411.90	0.96%	\$146,961.90
Total	\$276,860.00	33.80%	\$0.00	0.00%	\$0.00	0.00%	\$0.00	0.00%	\$261,597.58	31.94%	\$538,457.58	65.74%	\$280,639.35	34.26%	\$819,096.93

Source: MGT database of the City of Columbia's procurement activity from July 1, 2002, through June 30, 2005.

¹ Percentage of subconsultant awards.

**EXHIBIT 4-37
PROFESSIONAL SERVICES
SUBCONTRACTS AWARDED IN THE RELEVANT MARKET AREA
BY RACE/ETHNICITY/GENDER CLASSIFICATIONS
JULY 1, 2002, THROUGH JUNE 30, 2005**

Fiscal Year	African Americans		Hispanic Americans		Asian Americans		Native Americans		Nonminority Women		M/WBE Subtotal		Nonminority Total		Total Contracts
	#	% ¹	#	% ¹	#	% ¹	#	% ¹	#	% ¹	#	%	#	% ¹	
2003	1	0.00%	0	0.00%	0	0.00%	0	0.00%	2	0.00%	3	0.00%	6	0.00%	9
2004	0	0.00%	0	0.00%	0	0.00%	0	0.00%	0	0.00%	0	0.00%	0	0.00%	0
2005	2	66.67%	0	0.00%	0	0.00%	0	0.00%	0	0.00%	2	66.67%	1	33.33%	3
Total Contracts	3	25.00%	0	0.00%	0	0.00%	0	0.00%	2	16.67%	5	41.67%	7	58.33%	12

Source: MGT database of the City of Columbia's procurement activity from July 1, 2002, through June 30, 2005.

¹ Percentage of total contracts awarded annually to prime consultants.

**EXHIBIT 4-38
PROFESSIONAL SERVICES
NUMBER OF INDIVIDUAL SUBCONSULTANTS
IN THE RELEVANT MARKET AREA
BY RACE/ETHNICITY/GENDER CLASSIFICATIONS
JULY 1, 2002, THROUGH JUNE 30, 2005**

Fiscal Year	African Americans		Hispanic Americans		Asian Americans		Native Americans		Nonminority Women		M/WBE Subtotal		Nonminority Total		Total Firms
	#	% ¹	#	% ¹	#	% ¹	#	% ¹	#	% ¹	#	%	#	% ¹	
2003	1	0.00%	0	0.00%	0	0.00%	0	0.00%	2	0.00%	3	0.00%	6	0.00%	9
2004	0	0.00%	0	0.00%	0	0.00%	0	0.00%	0	0.00%	0	0.00%	0	0.00%	0
2005	2	0.00%	0	0.00%	0	0.00%	0	0.00%	0	0.00%	2	0.00%	1	0.00%	3
Individual Firms Over Three Years²	3	25.00%	0	0.00%	0	0.00%	0	0.00%	2	16.67%	5	41.67%	7	58.33%	12

Source: MGT database of the City of Columbia's procurement activity from July 1, 2002, through June 30, 2005.

¹ Percentage of total firms.

² "Individual Firms" counts a firm only once for each year it receives work. Since a firm could be used in multiple years, the "Individual Firms" for the entire study period may not equal the sum of all years.

4.4.4 Availability

The availability of professional service prime consultants was derived from MGT's Master Vendor Database. **Exhibit 4-39** shows the available professional services consultants that are located in the relevant market area.

Of the 1,390 available professional services consultants within the relevant market area, 80 firms were M/WBEs, with African Americans representing 4.6 percent of available firms and nonminority women representing slightly less than 1 percent. **Exhibit 4-40** shows the availability of subconsultants. M/WBEs represented 4.8 percent of the available subconsultant firms, while Nonminority firms represented 93.7 percent.

**EXHIBIT 4-39
PROFESSIONAL SERVICES
AVAILABILITY OF PRIME CONSULTANTS
BY RACE/ETHNICITY/GENDER CLASSIFICATIONS
JULY 1, 2002, THROUGH JUNE 30, 2005**

	African Americans ¹		Hispanic Americans ¹		Asian Americans ¹		Native Americans ¹		Nonminority Women		M/WBE Subtotal		Nonminority Firms		Total Firms
	#	%	#	%	#	%	#	%	#	%	#	%	#	%	
Total	64	4.60%	1	0.07%	2	0.14%	0	0.00%	13	0.94%	80	5.76%	1,310	94.24%	1,390

Source: MGT's Master Vendor Database.

¹ Minority male and female firms are included in their respective minority classifications.

**EXHIBIT 4-40
PROFESSIONAL SERVICES
AVAILABILITY OF SUBCONSULTANTS
BY RACE/ETHNICITY/GENDER CLASSIFICATIONS
JULY 1, 2002, THROUGH JUNE 30, 2005**

	African Americans ¹		Hispanic Americans ¹		Asian Americans ¹		Native Americans ¹		Nonminority Women		MWBE Subtotal		Nonminority Firms		Total Firms
	#	%	#	%	#	%	#	%	#	%	#	%	#	%	
Total	68	4.84%	1	0.07%	3	0.21%	0	0.00%	16	1.14%	88	6.26%	1,318	93.74%	1,406

Source: MGT's Master Vendor Database.

¹ Minority male and female firms are included in their respective minority classifications.

4.5 Other Services

The market area and utilization of other services procurements are examined in this section. Subcontractor analyses were not performed for other services vendors because this business category does not typically involve significant amounts of subcontract work.

4.5.1 Relevant Market Area Analysis

In **Exhibit 4-41**, we present the relevant market area analysis for other services procurements by the City and the dollars spent, which were approximately \$7 million. **Appendix A** shows the other services procurements that were included in the analysis.

Relevant Market Area, Utilization, and Availability Analyses

The other services relevant market area includes the five counties of Richland, Lexington, Kershaw, Saluda, and Fairfield, SC.

**EXHIBIT 4-41
OTHER SERVICES
RELEVANT MARKET AREA ANALYSIS
JULY 1, 2002, THROUGH JUNE 30, 2005**

County, State	# of Contracts	% of Contracts	# of Firms	% of Firms	Dollars	% of Dollars	Cum% ²
RICHLAND, SC	2,760	69.66%	437	66.62%	\$4,598,760.24	65.98%	65.98%
LEXINGTON, SC	571	14.41%	125	19.05%	\$834,942.46	11.98%	77.96%
KERSHAW, SC	57	1.44%	6	0.91%	\$78,177.32	1.12%	79.08%
SALUDA, SC	10	0.25%	2	0.30%	\$14,502.90	0.21%	79.29%
FAIRFIELD, SC	2	0.05%	2	0.30%	\$2,524.00	0.04%	79.32%
FULTON, GA	260	6.56%	15	2.29%	\$281,146.22	4.03%	83.36%
MECKLENBURG, NC	28	0.71%	10	1.52%	\$37,601.41	0.54%	83.90%
SUMTER, SC	19	0.48%	7	1.07%	\$25,171.81	0.36%	84.26%
SPARTANBURG, SC	113	2.85%	6	0.91%	\$222,910.92	3.20%	87.46%
COOK, IL	33	0.83%	5	0.76%	\$130,439.97	1.87%	89.33%
NEWBERRY, SC	7	0.18%	5	0.76%	\$7,407.65	0.11%	89.43%
GWINNETT, GA	27	0.68%	4	0.61%	\$283,233.27	4.06%	93.50%
CHARLESTON, SC	13	0.33%	4	0.61%	\$158,294.21	2.27%	95.77%
FLORENCE, SC	7	0.18%	4	0.61%	\$11,498.99	0.16%	95.93%
DALLAS, TX	11	0.28%	4	0.61%	\$1,261.37	0.02%	95.95%
FRANKLIN, OH	16	0.40%	3	0.46%	\$80,174.01	1.15%	97.10%
FAYETTE, GA	4	0.10%	3	0.46%	\$9,373.37	0.13%	97.24%
AIKEN, SC	5	0.13%	3	0.46%	\$6,829.00	0.10%	97.33%
COBB, GA	3	0.08%	3	0.46%	\$1,312.40	0.02%	97.35%
MARICOPA, AZ	3	0.08%	3	0.46%	\$972.15	0.01%	97.37%
HARTFORD, CT	3	0.08%	3	0.46%	\$760.80	0.01%	97.38%
DE KALB, GA	10	0.25%	2	0.30%	\$182,776.95	2.62%	100.00%
BUCKS, PA	3	0.08%	2	0.30%	\$75,782.50	1.09%	101.09%
GUILFORD, NC	18	0.45%	2	0.30%	\$22,961.57	0.33%	101.42%
JACKSON, MO	2	0.05%	2	0.30%	\$22,683.70	0.33%	101.74%
ORANGE, FL	3	0.08%	2	0.30%	\$11,950.00	0.17%	101.91%
SAN DIEGO, CA	2	0.05%	2	0.30%	\$9,722.25	0.14%	102.05%
DUVAL, FL	2	0.05%	2	0.30%	\$8,785.93	0.13%	102.18%
HILLSBOROUGH, FL	2	0.05%	2	0.30%	\$4,047.89	0.06%	102.24%
GREENVILLE, SC	2	0.05%	2	0.30%	\$3,238.25	0.05%	102.28%
YORK, SC	5	0.13%	2	0.30%	\$1,989.31	0.03%	102.31%
ORANGE, CA	8	0.20%	2	0.30%	\$1,710.00	0.02%	102.34%
BERGEN, NJ	3	0.08%	2	0.30%	\$1,523.34	0.02%	102.36%
SANTA CLARA, CA	3	0.08%	2	0.30%	\$478.66	0.01%	102.37%
WAKE, NC	2	0.05%	2	0.30%	\$143.05	0.00%	102.37%
LOS ANGELES, CA	2	0.05%	2	0.30%	\$85.85	0.00%	102.37%
GLOUCESTER, NJ	8	0.20%	1	0.15%	\$141,318.52	2.03%	104.40%
SUFFOLK, MA	2	0.05%	1	0.15%	\$50,000.00	0.72%	105.11%
LANCASTER, PA	3	0.08%	1	0.15%	\$39,617.09	0.57%	105.68%
WHITE, AR	13	0.33%	1	0.15%	\$38,328.38	0.55%	106.23%
PHILADELPHIA, PA	3	0.08%	1	0.15%	\$36,085.15	0.52%	106.75%
OTHER	174	4.39%	82	12.50%	\$208,066.82	2.99%	109.73%
Total	3,962	100.00%	656	100.00%	\$6,970,071.42	100.00%	

Source: MGT database of the City of Columbia's procurement activity from July 1, 2002, through June 30, 2005.

¹ Counties above the line are included in the relevant market area.

² Cumulative total of percentage of dollars in market area.

4.5.2 Utilization Analysis

This section presents the utilization analysis of other services vendors, which includes an analysis of the number of contract awards and the number of individual firms utilized by race/ethnicity/gender classifications. The utilization analysis is presented in **Exhibit 4-42**. As shown, M/WBEs received 23 percent of the other services procurements made by the City during the study period.

**EXHIBIT 4-42
OTHER SERVICES
UTILIZATION ANALYSIS OF VENDORS IN THE RELEVANT MARKET AREAS
CONTRACT AWARDS AND PERCENTAGE OF TOTAL DOLLARS
BY RACE/ETHNICITY/GENDER CLASSIFICATIONS
JULY 1, 2002, THROUGH JUNE 30, 2005**

Fiscal Year	African Americans		Hispanic Americans		Asian Americans		Native Americans		Nonminority Women		M/WBE Subtotal		Nonminority Firms		Total Dollars Awarded
	\$	% ¹	\$	% ¹	\$	% ¹	\$	% ¹	\$	% ¹	\$	% ¹	\$	% ¹	\$
2003	\$381,434	26.12%	\$694	0.05%	\$0	0.00%	\$0	0.00%	\$18,677	1.28%	\$400,806	27.44%	\$1,059,605	72.56%	\$1,460,410
2004	\$390,899	23.67%	\$600	0.04%	\$0	0.00%	\$0	0.00%	\$64,522	3.91%	\$456,021	27.62%	\$1,195,243	72.38%	\$1,651,264
2005	\$413,104	17.09%	\$100	0.00%	\$0	0.00%	\$0	0.00%	\$1,226	0.05%	\$414,430	17.14%	\$2,002,802	82.86%	\$2,417,232
Total	\$1,185,438	21.44%	\$1,394	0.03%	\$0	0.00%	\$0	0.00%	\$84,425	1.53%	\$1,271,257	22.99%	\$4,257,650	77.01%	\$5,528,907

Source: MGT database of the City of Columbia's procurement activity from July 1, 2002, through June 30, 2005.

¹ Percentage of total contracts awarded annually to prime consultants.

Of the M/WBE firms that provided other services to the City, African American- and nonminority woman-owned firms were most utilized, receiving 21.4 and 1.5 percent of the dollars. Native American- and Asian American-owned firms were least utilized as other services vendors.

Exhibit 4-43 shows the number of other services payments made to firms in the relevant market area during the study period. The City utilized nonminority firms for 2,996 (88.1%) of its 3,400 other services procurements during the study period. Contracts awarded to M/WBEs represented only 11.9 percent of the total contracts awarded by the City, with African Americans (339 contracts) and nonminority women (56 contracts) being the more successful M/WBE groups.

**EXHIBIT 4-43
OTHER SERVICES
NUMBER OF PAYMENTS MADE
BY RACE/ETHNICITY/GENDER CLASSIFICATIONS
JULY 1, 2002, THROUGH JUNE 30, 2005**

Fiscal Year	African Americans		Hispanic Americans		Asian Americans		Native Americans		Nonminority Women		M/WBE Subtotal		Nonminority Firms		Total Contracts #
	#	% ¹	#	% ¹	#	% ¹	#	% ¹	#	% ¹	#	% ¹	#	% ¹	
2003	74	8.26%	3	0.33%	0	0.00%	0	0.00%	12	1.34%	89	9.93%	807	90.07%	896
2004	109	9.45%	5	0.43%	0	0.00%	0	0.00%	38	3.30%	152	13.18%	1,001	86.82%	1,153
2005	156	11.55%	1	0.07%	0	0.00%	0	0.00%	6	0.44%	163	12.07%	1,188	87.93%	1,351
Total Contracts	339	9.97%	9	0.26%	0	0.00%	0	0.00%	56	1.65%	404	11.88%	2,996	88.12%	3,400

Source: MGT database of the City of Columbia's procurement activity from July 1, 2002, through June 30, 2005.

¹ Percentage of total payments made.

Exhibit 4-44 shows that there were only 53 individual M/WBE firms utilized out of a total of 572 vendors that provided other services to the City.

**EXHIBIT 4-44
OTHER SERVICES
NUMBER OF INDIVIDUAL PRIME VENDORS IN THE RELEVANT MARKET AREA
AWARDS BY RACE/ETHNICITY/GENDER CLASSIFICATIONS
JULY 1, 2002, THROUGH JUNE 30, 2005**

Fiscal Year	African Americans		Hispanic Americans		Asian Americans		Native Americans		Nonminority Women		M/WBE Subtotal		Nonminority Firms		Total Firms #
	#	% ¹	#	% ¹	#	% ¹	#	% ¹	#	% ¹	#	% ¹	#	% ¹	
2003	16	7.17%	1	0.45%	0	0.00%	0	0.00%	3	1.35%	20	8.97%	203	91.03%	223
2004	29	8.45%	1	0.29%	0	0.00%	0	0.00%	10	2.92%	40	11.66%	303	88.34%	343
2005	27	8.28%	1	0.31%	0	0.00%	0	0.00%	3	0.92%	31	9.51%	295	90.49%	326
Individual Firms Over Three Years²	40	6.99%	2	0.35%	0	0.00%	0	0.00%	11	1.92%	53	9.27%	519	90.73%	572

Source: MGT database of the City of Columbia's procurement activity from July 1, 2002, through June 30, 2005.

¹ Percentage of total firms.

² "Individual Firms" counts a firm only once for each year it receives work. Since a firm could be used in multiple years, the "Individual Firms" for the entire study period may not equal the sum of all years.

Threshold Analysis

Exhibit 4-45 presents the threshold analysis for other services contracts awarded by the City during the study period. The exhibit shows that 3,393 out of 3,400 of the City's other services procurements were in the "less than or equal to \$100,000" range. In each threshold category, nonminority firms were predominant. No M/WBE vendor or nonminority vendor provided other services to the City in the "greater than \$1,000,000" category and only 402 of the total 3,393 contracts in the "less than or equal to \$100,000" category were awarded to M/WBEs. **Exhibit 4-46** presents a graphical representation of the threshold analysis.

**EXHIBIT 4-45
CITY OF COLUMBIA
UTILIZATION OF OTHER SERVICES VENDORS
BY RACE/ETHNICITY/GENDER CLASSIFICATION
BY DOLLAR CATEGORIES
JULY 1, 2002, THROUGH JUNE 30, 2005**

Thresholds	African Americans		Hispanic Americans		Asian Americans		Native Americans		Nonminority Women		M/WBE Subtotal		Nonminority Firms		Total Contracts Awarded
	#	% ¹	#	% ¹	#	% ¹	#	% ¹	#	% ¹	#	% ¹	#	% ¹	
Less than or Equal to \$100,000	337	9.93%	9	0.27%	0	0.00%	0	0.00%	56	1.65%	402	11.85%	2,991	88.15%	3,393
Between \$100,001 and \$1 million	2	28.57%	0	0.00%	0	0.00%	0	0.00%	0	0.00%	2	28.57%	5	71.43%	7
Greater than \$1 million	0	0.00%	0	0.00%	0	0.00%	0	0.00%	0	0.00%	0	0.00%	0	0.00%	0
Total	339	9.97%	9	0.26%	0	0.00%	0	0.00%	56	1.65%	404	11.88%	2,996	88.12%	3,400

Source: MGT database of the City of Columbia's procurement activity from July 1, 2002, through June 30, 2005.

¹ Percentage of total dollars awarded annually to prime contractors.

**EXHIBIT 4-46
CITY OF COLUMBIA
UTILIZATION OF M/WBE OTHER SERVICES VENDORS
WITHIN CONTRACT DOLLAR RANGES
JULY 1, 2002, THROUGH JUNE 30, 2005**

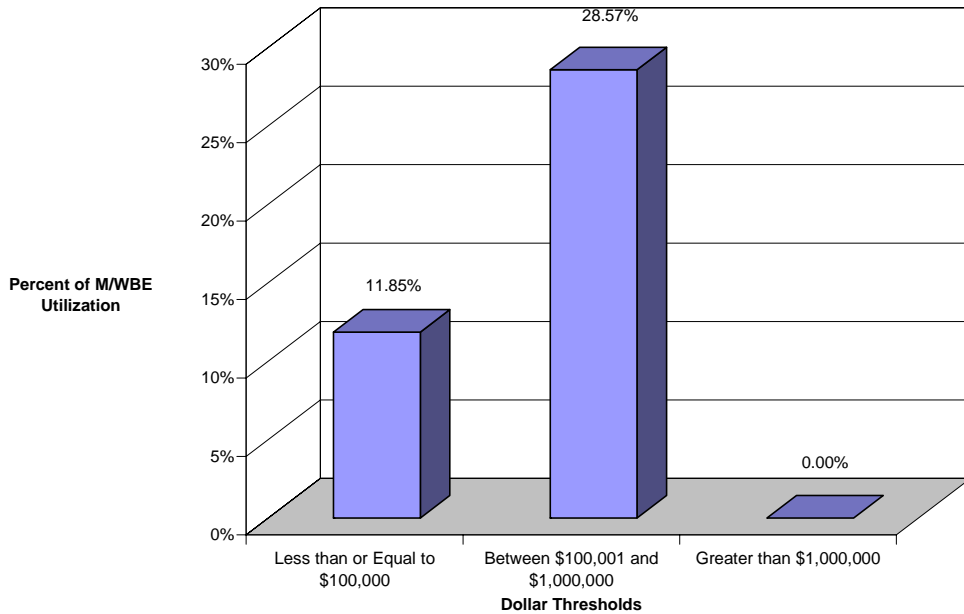


Exhibit 4-47 shows the dollar amounts awarded for the contracts in the respective dollar threshold categories.

**EXHIBIT 4-47
CITY OF COLUMBIA
OTHER SERVICES
CONTRACT AWARD AMOUNTS BY THRESHOLD AWARD
JULY 1, 2002, THROUGH JUNE 30, 2005**

Thresholds	African Americans		Hispanic Americans		Asian Americans		Native Americans		Nonminority Women		M/WBE Subtotal		Nonminority Firms		Total Contracts Awarded
	\$	% ¹	\$	% ¹	\$	% ¹	\$	% ¹	\$	% ¹	\$	% ¹	\$	% ¹	\$
Less than or Equal to \$100,000	\$939,003	21.07%	\$1,394	0.03%	\$0	0.00%	\$0	0.00%	\$84,425	1.89%	\$1,024,822	23.00%	\$3,431,130	77.00%	\$4,455,952
Between \$100,001 and \$1 million	\$246,435	22.97%	\$0	0.00%	\$0	0.00%	\$0	0.00%	\$0	0.00%	\$246,435	22.97%	\$826,520	77.03%	\$1,072,955
Greater than \$1 million	\$0	0.00%	\$0	0.00%	\$0	0.00%	\$0	0.00%	\$0	0.00%	\$0	0.00%	\$0	0.00%	\$0
Total	\$1,185,438	21.44%	\$1,394	0.03%	\$0	0.00%	\$0	0.00%	\$84,425	1.53%	\$1,271,257	22.99%	\$4,257,650	77.01%	\$5,528,907

Source: MGT database of the City of Columbia's procurement activity from July 1, 2002, through June 30, 2005.

¹ Percentage of total contracts awarded annually to prime contractors.

4.5.3 Availability

The relative distribution of available other services vendors is presented in **Exhibit 4-48**. M/WBEs represented 13.9 percent of the available vendors. African American-owned firms accounted for 11.6 percent of available other services vendors and represented the largest M/WBE business owner category. Next were nonminority women, with 1.9 percent of available firms.

**EXHIBIT 4-48
OTHER SERVICES
AVAILABILITY OF VENDORS
BY RACE/ETHNICITY/GENDER CLASSIFICATIONS
JULY 1, 2002, THROUGH JUNE 30, 2005**

	African Americans ¹		Hispanic Americans ¹		Asian Americans ¹		Native Americans ¹		Nonminority Women		M/WBE Subtotal		Nonminority Firms		Total Firms
	#	%	#	%	#	%	#	%	#	%	#	%	#	%	
Total	98	11.57%	4	0.47%	0	0.00%	0	0.00%	16	1.89%	118	13.93%	729	86.07%	847

Source: MGT's Master Vendor Database.

¹ Minority female firms are included in their respective minority classifications.

4.6 Goods and Supplies

This section presents our analysis of the goods and supplies procurements for the City during the study period. The market area and utilization of M/WBEs and nonminorities are examined in this section. As with other services, there are few subcontracting opportunities for goods and supplies procurements, so we did not perform subcontract-level analysis for goods and supplies procurements.

4.6.1 Relevant Market Area Analysis

The City expended over \$61 million for goods and supplies procurements during the study period. This amount represents 23,052 contract awards to 1,753 vendors. Expenditures in the relevant market area included 79.6 percent of the total City expenditures for goods and supplies. However, due to the goods and supplies category having a large relevant market area that includes 63 counties (shown in **Exhibit 4-49**), MGT only used the City's MSA counties within the relevant market area for further analysis. **Exhibit 4-49** shows the location of all firms by county and dollar amount. **Appendix A** shows the goods and supplies procurements that were included in the analysis.

**EXHIBIT 4-49
GOODS AND SUPPLIES
RELEVANT MARKET AREA ANALYSIS
JULY 1, 2002, THROUGH JUNE 30, 2005**

County, State	# of Contracts	% of Contracts	# of Firms	% of Firms	Dollars	% of Dollars	Cum% ^c
RICHLAND, SC	11,048	47.93%	571	32.57%	\$15,929,844.21	26.11%	26.11%
CALHOUN, SC	7	0.03%	2	0.11%	\$2,661.39	0.00%	26.12%
FAIRFIELD, SC	9	0.04%	3	0.17%	\$7,793.35	0.01%	26.13%
KERSHAW, SC	133	0.58%	10	0.57%	\$204,420.49	0.34%	26.46%
LEXINGTON, SC	3,859	16.74%	213	12.15%	\$8,176,301.15	13.40%	39.87%
SALUDA, SC	14	0.06%	1	0.06%	\$25,580.90	0.04%	39.91%
MECKLENBURG, NC	1,367	5.93%	71	4.05%	\$1,290,641.47	2.12%	42.03%
FULTON, GA	904	3.92%	40	2.28%	\$1,745,838.92	2.86%	44.89%
COOK, IL	223	0.97%	39	2.22%	\$871,299.48	1.43%	46.32%
GREENVILLE, SC	193	0.84%	20	1.14%	\$416,695.17	0.68%	47.00%
SPARTANBURG, SC	236	1.02%	19	1.08%	\$5,296,680.29	8.68%	55.68%
GWINNETT, GA	127	0.55%	16	0.91%	\$269,822.99	0.44%	56.12%
SUMTER, SC	390	1.69%	15	0.86%	\$3,120,752.80	5.12%	61.24%
GUILFORD, NC	84	0.36%	13	0.74%	\$103,267.16	0.17%	61.41%
WAKE, NC	63	0.27%	13	0.74%	\$80,165.01	0.13%	61.54%
FLORENCE, SC	45	0.20%	12	0.68%	\$121,958.07	0.20%	61.74%
CHARLESTON, SC	86	0.37%	11	0.63%	\$350,092.12	0.57%	62.31%
HILLSBOROUGH, FL	56	0.24%	11	0.63%	\$142,142.99	0.23%	62.55%
ORANGE, CA	27	0.12%	11	0.63%	\$45,474.91	0.07%	62.62%
HARRIS, TX	41	0.18%	10	0.57%	\$342,625.10	0.56%	63.18%
JEFFERSON, AL	90	0.39%	10	0.57%	\$154,343.84	0.25%	63.44%
DALLAS, TX	74	0.32%	9	0.51%	\$78,311.22	0.13%	63.56%
PHILADELPHIA, PA	42	0.18%	9	0.51%	\$36,812.80	0.06%	63.62%
COBB, GA	71	0.31%	8	0.46%	\$223,126.90	0.37%	63.99%
HENNEPIN, MN	28	0.12%	8	0.46%	\$55,124.20	0.09%	64.08%
DU PAGE, IL	40	0.17%	8	0.46%	\$53,305.81	0.09%	64.17%
PINELLAS, FL	89	0.39%	7	0.40%	\$911,430.56	1.49%	65.66%
ALLEGHENY, PA	30	0.13%	7	0.40%	\$736,639.31	1.21%	66.87%
PALM BEACH, FL	43	0.19%	7	0.40%	\$16,633.68	0.03%	66.90%
SHELBY, TN	19	0.08%	7	0.40%	\$11,769.32	0.02%	66.92%
YORK, SC	17	0.07%	6	0.34%	\$567,710.83	0.93%	67.85%
DUVAL, FL	17	0.07%	6	0.34%	\$194,271.43	0.32%	68.16%
WAYNE, MI	18	0.08%	6	0.34%	\$44,171.95	0.07%	68.24%
CUYAHOGA, OH	25	0.11%	6	0.34%	\$19,211.96	0.03%	68.27%
SUFFOLK, NY	10	0.04%	6	0.34%	\$16,624.85	0.03%	68.30%
BUNCOMBE, NC	23	0.10%	6	0.34%	\$13,753.04	0.02%	68.32%
SAINT LOUIS, MO	9	0.04%	6	0.34%	\$5,510.41	0.01%	68.33%
LOS ANGELES, CA	13	0.06%	6	0.34%	\$3,485.72	0.01%	68.33%
BROWARD, FL	13	0.06%	5	0.29%	\$81,785.57	0.13%	68.47%
RICHMOND, GA	20	0.09%	5	0.29%	\$58,886.12	0.10%	68.56%
HAMILTON, OH	19	0.08%	5	0.29%	\$30,360.86	0.05%	68.61%
LAKE, IL	17	0.07%	5	0.29%	\$23,453.63	0.04%	68.65%
NEW YORK, NY	18	0.08%	5	0.29%	\$12,216.56	0.02%	68.67%
MARION, IN	6	0.03%	5	0.29%	\$8,210.93	0.01%	68.69%
AIKEN, SC	403	1.75%	4	0.23%	\$2,587,652.05	4.24%	72.93%
ALAMANCE, NC	50	0.22%	4	0.23%	\$421,413.03	0.69%	73.62%
GLOUCESTER, NJ	14	0.06%	4	0.23%	\$288,679.62	0.47%	74.09%
GREENWOOD, SC	6	0.03%	4	0.23%	\$143,868.69	0.24%	74.33%
ORANGE, FL	28	0.12%	4	0.23%	\$97,868.59	0.16%	74.49%
KING, WA	5	0.02%	4	0.23%	\$35,236.29	0.06%	74.55%
NEWBERRY, SC	21	0.09%	4	0.23%	\$29,571.46	0.05%	74.59%
TARRANT, TX	23	0.10%	4	0.23%	\$25,823.84	0.04%	74.64%
SEMINOLE, FL	22	0.10%	4	0.23%	\$24,132.38	0.04%	74.68%
OAKLAND, MI	8	0.03%	4	0.23%	\$12,556.17	0.02%	74.70%
KANE, IL	16	0.07%	4	0.23%	\$10,893.03	0.02%	74.71%
JOHNSON, KS	15	0.07%	4	0.23%	\$10,866.68	0.02%	74.73%

EXHIBIT 4-49 (CONTINUED)
GOODS AND SUPPLIES
RELEVANT MARKET AREA ANALYSIS
JULY 1, 2002, THROUGH JUNE 30, 2005

County, State	# of Contracts	% of Contracts	# of Firms	% of Firms	Dollars	% of Dollars	Cum% ~
SAN DIEGO, CA	7	0.03%	4	0.23%	\$10,128.20	0.02%	74.75%
DADE, FL	18	0.08%	4	0.23%	\$5,895.67	0.01%	74.76%
SANTA CLARA, CA	5	0.02%	4	0.23%	\$5,718.21	0.01%	74.77%
ORANGEBURG, SC	5	0.02%	4	0.23%	\$4,009.76	0.01%	74.77%
MARICOPA, AZ	11	0.05%	4	0.23%	\$3,841.62	0.01%	74.78%
ERIE, NY	10	0.04%	4	0.23%	\$3,787.38	0.01%	74.79%
ALLEN, IN	199	0.86%	3	0.17%	\$2,932,841.53	4.81%	79.59%
MORRIS, NJ	13	0.06%	3	0.17%	\$809,576.64	1.33%	80.92%
MILWAUKEE, WI	9	0.04%	3	0.17%	\$457,617.29	0.75%	81.67%
IREDELL, NC	15	0.07%	3	0.17%	\$362,827.67	0.59%	82.27%
BUCKS, PA	23	0.10%	3	0.17%	\$326,430.50	0.54%	82.80%
BEAUFORT, SC	16	0.07%	3	0.17%	\$276,309.48	0.45%	83.25%
UNION, NC	68	0.29%	3	0.17%	\$260,694.25	0.43%	83.68%
GASTON, NC	13	0.06%	3	0.17%	\$129,367.74	0.21%	83.89%
FRANKLIN, OH	41	0.18%	3	0.17%	\$111,955.33	0.18%	84.08%
LARIMER, CO	84	0.36%	3	0.17%	\$102,205.41	0.17%	84.24%
MONROE, NY	17	0.07%	3	0.17%	\$72,831.45	0.12%	84.36%
NEW HAVEN, CT	9	0.04%	3	0.17%	\$35,843.20	0.06%	84.42%
DELAWARE, PA	7	0.03%	3	0.17%	\$23,272.79	0.04%	84.46%
COLLETON, SC	28	0.12%	3	0.17%	\$13,933.96	0.02%	84.48%
DE KALB, GA	15	0.07%	3	0.17%	\$11,721.83	0.02%	84.50%
SAINT LOUIS CITY (CITY), MO	14	0.06%	3	0.17%	\$9,745.62	0.02%	84.52%
BERGEN, NJ	10	0.04%	3	0.17%	\$7,487.23	0.01%	84.53%
WASHINGTON, OR	3	0.01%	3	0.17%	\$5,061.44	0.01%	84.54%
MONMOUTH, NJ	17	0.07%	3	0.17%	\$5,052.90	0.01%	84.55%
FAYETTE, GA	6	0.03%	3	0.17%	\$4,713.52	0.01%	84.56%
JEFFERSON, CO	13	0.06%	3	0.17%	\$4,356.90	0.01%	84.56%
LEON, FL	5	0.02%	3	0.17%	\$3,453.82	0.01%	84.57%
ESSEX, MA	11	0.05%	3	0.17%	\$3,450.66	0.01%	84.57%
SONOMA, CA	3	0.01%	3	0.17%	\$3,318.26	0.01%	84.58%
MERCER, NJ	4	0.02%	3	0.17%	\$1,756.37	0.00%	84.58%
CLEVELAND, NC	3	0.01%	3	0.17%	\$1,753.06	0.00%	84.59%
NORFOLK, MA	5	0.02%	3	0.17%	\$1,638.27	0.00%	84.59%
WILLIAMSON, TX	144	0.62%	2	0.11%	\$553,811.07	0.91%	85.50%
JACKSON, WV	12	0.05%	2	0.11%	\$396,806.58	0.65%	86.15%
POLK, FL	9	0.04%	2	0.11%	\$283,763.83	0.47%	86.61%
CHESTER, PA	4	0.02%	2	0.11%	\$242,830.25	0.40%	87.01%
PICKENS, SC	12	0.05%	2	0.11%	\$188,602.33	0.31%	87.32%
COVINGTON (CITY), VA	5	0.02%	2	0.11%	\$133,446.00	0.22%	87.54%
DARLINGTON, SC	33	0.14%	2	0.11%	\$82,748.60	0.14%	87.67%
ANDERSON, SC	15	0.07%	2	0.11%	\$71,757.35	0.12%	87.79%
SOMERSET, NJ	52	0.23%	2	0.11%	\$59,015.08	0.10%	87.89%
ORANGE, NC	7	0.03%	2	0.11%	\$47,854.88	0.08%	87.97%
BALTIMORE, MD	28	0.12%	2	0.11%	\$46,986.20	0.08%	88.04%
MARION, FL	2	0.01%	2	0.11%	\$44,080.50	0.07%	88.12%
FAIRFIELD, CT	14	0.06%	2	0.11%	\$41,952.25	0.07%	88.18%
WRIGHT, MN	3	0.01%	2	0.11%	\$41,589.75	0.07%	88.25%
DAKOTA, MN	58	0.25%	2	0.11%	\$41,238.64	0.07%	88.32%
SUFFOLK, MA	81	0.35%	2	0.11%	\$37,172.12	0.06%	88.38%
FAYETTE, KY	52	0.23%	2	0.11%	\$35,617.00	0.06%	88.44%
LEE, NC	6	0.03%	2	0.11%	\$27,459.75	0.05%	88.48%
CLARKE, GA	26	0.11%	2	0.11%	\$24,141.69	0.04%	88.52%
WILL, IL	40	0.17%	2	0.11%	\$24,012.39	0.04%	88.56%
DAUPHIN, PA	16	0.07%	2	0.11%	\$23,685.88	0.04%	88.60%
SUMMIT, OH	13	0.06%	2	0.11%	\$21,409.55	0.04%	88.64%
ALAMEDA, CA	10	0.04%	2	0.11%	\$18,881.14	0.03%	88.67%
WILSON, NC	40	0.17%	2	0.11%	\$18,817.48	0.03%	88.70%
DURHAM, NC	5	0.02%	2	0.11%	\$18,410.66	0.03%	88.73%

**EXHIBIT 4-49 (CONTINUED)
GOODS AND SUPPLIES
RELEVANT MARKET AREA ANALYSIS
JULY 1, 2002, THROUGH JUNE 30, 2005**

County, State	# of Contracts	% of Contracts	# of Firms	% of Firms	Dollars	% of Dollars	Cum%²
COLLIN, TX	56	0.24%	2	0.11%	\$17,424.66	0.03%	88.76%
ROCK, WI	37	0.16%	2	0.11%	\$15,460.47	0.03%	88.78%
CHITTENDEN, VT	2	0.01%	2	0.11%	\$14,303.20	0.02%	88.81%
ONTARIO	3	0.01%	2	0.11%	\$12,393.10	0.02%	88.83%
ONTARIO, NY	40	0.17%	2	0.11%	\$12,393.10	0.02%	88.85%
PIERCE, WA	3	0.01%	2	0.11%	\$12,038.80	0.02%	88.87%
NASSAU, NY	8	0.03%	2	0.11%	\$11,486.59	0.02%	88.89%
ROCKINGHAM, NH	5	0.02%	2	0.11%	\$11,083.74	0.02%	88.90%
DOUGLAS, GA	6	0.03%	2	0.11%	\$10,989.29	0.02%	88.92%
DOUGLAS, NE	11	0.05%	2	0.11%	\$10,850.88	0.02%	88.94%
CHESTERFIELD, SC	4	0.02%	2	0.11%	\$10,496.43	0.02%	88.96%
AUGUSTA, VA	2	0.01%	2	0.11%	\$9,883.63	0.02%	88.97%
TUSCARAWAS, OH	4	0.02%	2	0.11%	\$8,210.28	0.01%	88.99%
ALBANY, NY	8	0.03%	2	0.11%	\$7,943.52	0.01%	89.00%
SEDGWICK, KS	6	0.03%	2	0.11%	\$7,840.50	0.01%	89.01%
BERKELEY, SC	6	0.03%	2	0.11%	\$7,814.51	0.01%	89.02%
LEHIGH, PA	39	0.17%	2	0.11%	\$7,050.79	0.01%	89.04%
RICHMOND (CITY), VA	9	0.04%	2	0.11%	\$6,794.62	0.01%	89.05%
HOUSTON, AL	6	0.03%	2	0.11%	\$6,708.17	0.01%	89.06%
HAMPDEN, MA	5	0.02%	2	0.11%	\$6,678.80	0.01%	89.07%
POLK, IA	21	0.09%	2	0.11%	\$6,672.98	0.01%	89.08%
SANTA CRUZ, CA	2	0.01%	2	0.11%	\$5,395.00	0.01%	89.09%
EAST BATON ROUGE, LA	7	0.03%	2	0.11%	\$3,546.64	0.01%	89.10%
UTAH, UT	2	0.01%	2	0.11%	\$3,068.79	0.01%	89.10%
UNION, NJ	3	0.01%	2	0.11%	\$2,731.40	0.00%	89.10%
MIAMI, OH	4	0.02%	2	0.11%	\$2,672.50	0.00%	89.11%
HILLSBOROUGH, NH	3	0.01%	2	0.11%	\$2,594.42	0.00%	89.11%
MONTGOMERY, MD	5	0.02%	2	0.11%	\$2,246.28	0.00%	89.12%
NIAGARA, NY	2	0.01%	2	0.11%	\$2,203.14	0.00%	89.12%
TRAVIS, TX	4	0.02%	2	0.11%	\$2,064.35	0.00%	89.12%
LYNCHBURG (CITY), VA	5	0.02%	2	0.11%	\$1,959.33	0.00%	89.13%
MONTGOMERY, PA	3	0.01%	2	0.11%	\$1,723.58	0.00%	89.13%
RICHMOND, NY	2	0.01%	2	0.11%	\$1,492.05	0.00%	89.13%
MACOMB, MI	7	0.03%	2	0.11%	\$1,484.49	0.00%	89.13%
CONTRA COSTA, CA	4	0.02%	2	0.11%	\$1,407.28	0.00%	89.14%
SALT LAKE, UT	4	0.02%	2	0.11%	\$1,401.09	0.00%	89.14%
DANE, WI	5	0.02%	2	0.11%	\$1,370.00	0.00%	89.14%
JACKSON, MO	2	0.01%	2	0.11%	\$1,233.29	0.00%	89.14%
MIDDLESEX, CT	3	0.01%	2	0.11%	\$1,074.83	0.00%	89.15%
BALTIMORE (CITY), MD	4	0.02%	2	0.11%	\$989.81	0.00%	89.15%
WASHINGTON, MD	2	0.01%	2	0.11%	\$863.61	0.00%	89.15%
PLYMOUTH, MA	4	0.02%	2	0.11%	\$790.45	0.00%	89.15%
PIMA, AZ	2	0.01%	2	0.11%	\$783.30	0.00%	89.15%
BRAZOS, TX	2	0.01%	2	0.11%	\$773.12	0.00%	89.15%
GREENE, MO	4	0.02%	2	0.11%	\$752.25	0.00%	89.15%
DENVER, CO	2	0.01%	2	0.11%	\$471.75	0.00%	89.15%
MAYES, OK	3	0.01%	2	0.11%	\$362.14	0.00%	89.15%
WASHINGTON, DC	4	0.02%	2	0.11%	\$284.55	0.00%	89.16%
KENTON, KY	2	0.01%	2	0.11%	\$208.84	0.00%	89.16%
WAYNE, NY	2	0.01%	2	0.11%	\$128.23	0.00%	89.16%
SARASOTA, FL	31	0.13%	1	0.06%	\$1,450,905.03	2.38%	91.53%
OTHER	974	4.23%	190	10.84%	\$5,164,479.36	8.47%	100.00%
Total	23,052	100.00%	1,753	100.00%	\$61,004,439.19	100.00%	

Source: City of Columbia.

¹ Counties above the line are included in the relevant market area.

² Cumulative total of percentage of dollars in market area.

4.6.2 Utilization Analysis

This section presents our analysis of the City's utilization of goods and supplies vendors located in the MSA within the relevant market areas during the study period. As shown in **Exhibit 4-50**, M/WBEs received 4.3 percent of the dollars spent by the City for goods and supplies during the study period. Conversely, nonminority firms received 95.7 percent. In dollar terms, nonminority goods and supplies vendors provided \$23.3 million in goods and supplies to the City compared to \$1.1 million provided by M/WBEs.

**EXHIBIT 4-50
GOODS AND SUPPLIES
UTILIZATION ANALYSIS OF VENDORS IN THE RELEVANT MARKET AREA
PAYMENTS MADE AND PERCENTAGE OF TOTAL DOLLARS
BY RACE/ETHNICITY/GENDER CLASSIFICATIONS
JULY 1, 2002, THROUGH JUNE 30, 2005**

Fiscal Year	African Americans		Hispanic Americans		Asian Americans		Native Americans		Nonminority Women		M/WBE Subtotal		Nonminority Firms		Total Dollars Awarded
	\$	% ¹	\$	% ¹	\$	% ¹	\$	% ¹	\$	% ¹	\$	% ¹	\$	% ¹	\$
2003	\$38,343	0.51%	\$0	0.00%	\$0	0.00%	\$0	0.00%	\$216,759	2.87%	\$255,102	3.37%	\$7,309,154	96.63%	\$7,564,255
2004	\$62,473	0.78%	\$0	0.00%	\$0	0.00%	\$0	0.00%	\$504,766	6.34%	\$567,239	7.12%	\$7,400,024	92.88%	\$7,967,264
2005	\$25,480	0.29%	\$0	0.00%	\$0	0.00%	\$0	0.00%	\$203,863	2.31%	\$229,343	2.60%	\$8,585,739	97.40%	\$8,815,082
Total	\$126,297	0.52%	\$0	0.00%	\$0	0.00%	\$0	0.00%	\$925,387	3.80%	\$1,051,684	4.32%	\$23,294,917	95.68%	\$24,346,601

Source: MGT database of the City of Columbia's procurement activity from July 1, 2002, through June 30, 2005.

¹ Percentage of dollars awarded annually to goods and supply vendors.

The total number of goods and supplies payments made to firms in the relevant market area is shown in **Exhibit 4-51**. Eleven percent of these purchases were from M/WBE vendors. Among M/WBEs, nonminority woman-owned firms were most utilized, with 9.5 percent of dollars spent for goods and supplies and 1,432 contracts. African American firms received 1.5 percent with 225 contracts. Hispanic, Asian, and Native American firms were not utilized in this business category.

**EXHIBIT 4-51
GOODS AND SUPPLIES
NUMBER OF PAYMENTS MADE
BY RACE/ETHNICITY/GENDER CLASSIFICATIONS
JULY 1, 2002, THROUGH JUNE 30, 2005**

Fiscal Year	African Americans		Hispanic Americans		Asian Americans		Native Americans		Nonminority Women		M/WBE Subtotal		Nonminority Firms		Total Contracts
	#	% ¹	#	% ¹	#	% ¹	#	% ¹	#	% ¹	#	% ¹	#	% ¹	#
2003	84	1.77%	0	0.00%	0	0.00%	0	0.00%	534	11.27%	618	13.04%	4,122	86.96%	4,740
2004	90	1.70%	0	0.00%	0	0.00%	0	0.00%	484	9.13%	574	10.82%	4,730	89.18%	5,304
2005	51	1.01%	0	0.00%	0	0.00%	0	0.00%	414	8.24%	465	9.25%	4,561	90.75%	5,026
Total Contracts	225	1.49%	0	0.00%	0	0.00%	0	0.00%	1,432	9.50%	1,657	11.00%	13,413	89.00%	15,070

Source: MGT database of the City of Columbia's procurement activity from July 1, 2002, through June 30, 2005.

¹ Percentage of total payments.

Exhibit 4-52, shows that out of 800 individual goods and supplies vendors, 768 were nonminority firms and 32 were M/WBEs.

**EXHIBIT 4-52
CITY OF COLUMBIA
NUMBER OF INDIVIDUAL GOODS AND SUPPLIES VENDORS
BY RACE/ETHNICITY/GENDER CLASSIFICATION
BY DOLLAR CATEGORIES
JULY 1, 2002, THROUGH JUNE 30, 2005**

Fiscal Year	African Americans		Hispanic Americans		Asian Americans		Native Americans		Nonminority Women		M/WBE Subtotal		Nonminority Firms		Total Firms
	#	% ¹	#	% ¹	#	% ¹	#	% ¹	#	% ¹	#	% ¹	#	% ¹	#
2003	7	1.43%	0	0.00%	0	0.00%	0	0.00%	8	1.63%	15	3.06%	475	96.94%	490
2004	15	2.82%	0	0.00%	0	0.00%	0	0.00%	8	1.51%	23	4.33%	508	95.67%	531
2005	12	2.26%	0	0.00%	0	0.00%	0	0.00%	9	1.69%	21	3.95%	511	96.05%	532
Individual Firms Over Three Years²	21	2.63%	0	0.00%	0	0.00%	0	0.00%	11	1.38%	32	4.00%	768	96.00%	800

Source: MGT database of the City of Columbia's procurement activity from July 1, 2002, through June 30, 2005.

¹ Percentage of total payments made to vendors.

² "Individual Firms" counts a firm only once for each year it receives work. Since a firm could be used in multiple years, the "Individual Firms" for the entire study period may not equal the sum of all years.

Threshold Analysis

Exhibit 4-53 presents the threshold analysis for goods and supplies contracts awarded by the City during the study period. In the exhibit, we show that 15,039 out of 15,070 City goods and supplies procurements were in the "less than or equal to \$100,000" range. In each threshold category, nonminority firms were predominant. In fact, one M/WBE firm

received a goods and supplies contract from the City in the “between \$100,001 and \$1 million” category and did not receive any in the “greater than \$1 million” category.

**EXHIBIT 4-53
CITY OF COLUMBIA
UTILIZATION OF GOODS AND SUPPLIES VENDORS
BY RACE/ETHNICITY/GENDER CLASSIFICATION
BY DOLLAR CATEGORIES
JULY 1, 2002, THROUGH JUNE 30, 2005**

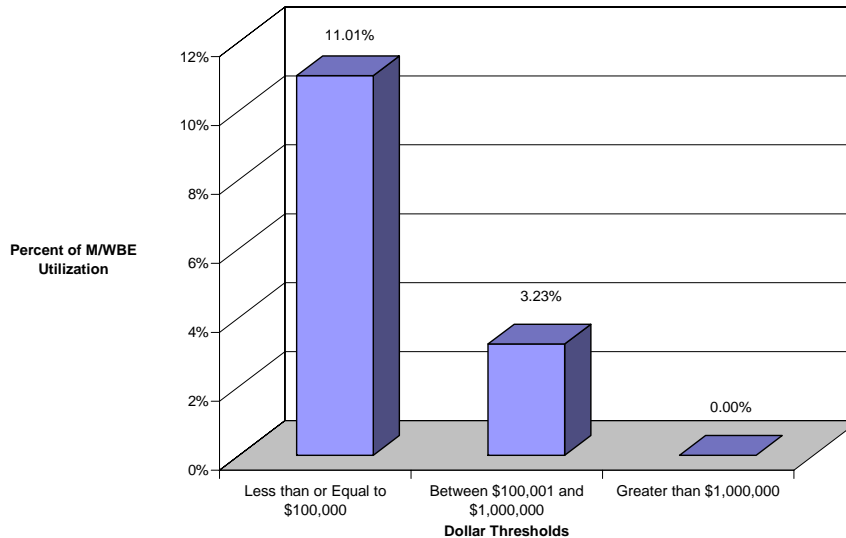
Thresholds	African Americans		Hispanic Americans		Asian Americans		Native Americans		Nonminority Women		M/WBE Subtotal		Nonminority Firms		Total Contracts Awarded
	#	% ¹	#	% ¹	#	% ¹	#	% ¹	#	% ¹	#	% ¹	#	% ¹	#
Less than or Equal to \$100,000	225	1.50%	0	0.00%	0	0.00%	0	0.00%	1,431	9.52%	1,656	11.01%	13,383	88.99%	15,039
Between \$100,001 and \$1 million	0	0.00%	0	0.00%	0	0.00%	0	0.00%	1	3.23%	1	3.23%	30	96.77%	31
Greater than \$1 million	0	0.00%	0	0.00%	0	0.00%	0	0.00%	0	0.00%	0	0.00%	0	0.00%	0
Total	225	1.49%	0	0.00%	0	0.00%	0	0.00%	1,432	9.50%	1,657	11.00%	13,413	89.00%	15,070

Source: MGT database of the City of Columbia's procurement activity from July 1, 2002, through June 30, 2005.

¹ Percentage of total dollars awarded annually to prime contractors.

Exhibits 4-54 and 4-55 show the graphical representation of these numbers and the dollar amounts awarded for the contracts in the respective dollar threshold categories.

**EXHIBIT 4-54
CITY OF COLUMBIA
UTILIZATION OF M/WBE GOODS AND SUPPLIES VENDORS
WITHIN CONTRACT DOLLAR RANGES
JULY 1, 2002, THROUGH JUNE 30, 2005**



**EXHIBIT 4-55
CITY OF COLUMBIA
GOODS AND SUPPLIES
PAYMENT AWARDS BY THRESHOLD AWARD
JULY 1, 2002, THROUGH JUNE 30, 2005**

Thresholds	African Americans		Hispanic Americans		Asian Americans		Native Americans		Nonminority Women		M/WBE Subtotal		Nonminority Firms		Total Contracts Awarded
	\$	% ¹	\$	% ¹	\$	% ¹	\$	% ¹	\$	% ¹	\$	% ¹	\$	% ¹	\$
Less than or Equal to \$100,000	\$126,297	0.67%	\$0	0.00%	\$0	0.00%	\$0	0.00%	\$823,007	4.39%	\$949,304	5.07%	\$17,788,617	94.93%	\$18,737,921
Between \$100,001 and \$1 million	\$0	0.00%	\$0	0.00%	\$0	0.00%	\$0	0.00%	\$102,380	1.83%	\$102,380	1.83%	\$5,506,301	98.17%	\$5,608,681
Greater than \$1 million	\$0	0.00%	\$0	0.00%	\$0	0.00%	\$0	0.00%	\$0	0.00%	\$0	0.00%	\$0	0.00%	\$0
Total	\$126,297	0.52%	\$0	0.00%	\$0	0.00%	\$0	0.00%	\$925,387	3.80%	\$1,051,684	4.32%	\$23,294,917	95.68%	\$24,346,601

Source: MGT database of the City of Columbia's procurement activity from July 1, 2002, through June 30, 2005.

¹ Percentage of payments made.

4.6.3 Availability

Exhibit 4-56 shows the availability analysis of goods and supplies vendors. M/WBEs represented 5.9 percent of the available goods and supplies vendors. Most of these were African American-owned firms and nonminority women-owned firms. African American-owned firms accounted for roughly 4.1 percent of the M/WBEs, and nonminority women-owned firms represented 1.5 percent.

**EXHIBIT 4-56
GOODS AND SUPPLIES
AVAILABILITY OF VENDORS
BY RACE/ETHNICITY/GENDER CLASSIFICATIONS
JULY 1, 2002, THROUGH JUNE 30, 2005**

	African Americans ¹		Hispanic Americans ¹		Asian Americans ¹		Native Americans ¹		Nonminority Women		M/WBE Subtotal		Nonminority Firms		Total Firms
	#	%	#	%	#	%	#	%	#	%	#	%	#	%	
Total	44	4.06%	2	0.18%	1	0.09%	1	0.09%	16	1.48%	64	5.90%	1,020	94.10%	1,084

Source: MGT's Master Vendor Database.

¹ Minority female firms are included in their respective minority classifications.

4.7 Summary

This chapter presented the results of our analysis of the relevant market areas and utilization and availability of firms for the construction, architecture and engineering, professional services, other services, and goods and supplies business categories. In summary, M/WBEs received 2 percent of the prime construction contract dollars, and were utilized as prime contractors on 17.6 percent of the City's construction contracts. M/WBEs experienced a higher level of participation (18.9%) on construction contracts equal to or less than \$100,000, and fewer firms were involved (128 versus 5) in contracts of between \$100,001 and \$1 million because of the greater volume of activity in that range. Trend-wise, though, the data showed that as the contract dollar amount increased, the level of M/WBE participation decreased. According to our analysis of the total estimated subcontract dollars, M/WBEs received 5.8 percent. Our analysis showed the following levels of M/WBE availability for construction prime contractors and subcontractors combined:

- African Americans 6.05%
- Hispanic Americans 1.65%
- Asian Americans .24%
- Native Americans .39%
- Women 12.13%

Our analysis of the contract awards for architecture and engineering services showed that M/WBEs received 16.8 percent of the prime level contract dollar awards, while Nonminority-owned firms received 83.2 percent of the awarded architecture and engineering contract dollars. Also, M/WBEs had a participation level of 9.1 percent as architectural and engineering subconsultants. Nonminority-owned firms were most successful as subconsultants based on the dollars awarded and the relative participation percentage. Our research showed the following levels of M/WBE availability for prime consultants and subconsultants combined:

- African Americans 8.51%
- Hispanic Americans 2.13%
- Asian Americans 2.13%
- Native Americans .00%
- Women 6.38%

Our analysis of the contract awards for professional services showed that M/WBEs received 7.9 percent of the prime level contract dollar awards. African American-owned firms were the most utilized M/WBE business owner group, accounting for 7.6 percent of the awarded professional services contract dollars. M/WBE participation as professional services subconsultants represented 65.7 percent of dollars awarded to subconsultants. Firms owned by African Americans were the most successful among M/WBEs as subconsultants based on the dollars awarded and the relative participation percentage. Our research showed the following levels of M/WBE availability for prime consultants and subconsultants combined:

- African Americans 4.84%
- Hispanic Americans .07%
- Asian Americans .21%
- Native Americans .00%
- Women 1.14%

In the other services business category, payments to M/WBEs represented 23 percent of the dollars expended by the City during the study period. Firms owned by African Americans, followed by nonminority women, were the more utilized groups of M/WBEs, receiving 21.4 and 1.5 percent respectively of the payments made by the City. The results of the availability analysis are as follows:

- African Americans 11.57%
- Hispanic Americans .47%
- Asian Americans .00%
- Native Americans .00%
- Women 1.89%

In the goods and supplies business category, M/WBEs received 4.3 percent of payments made by the City. By business owner classification, most M/WBEs received less than 1 percent of the payments, except for nonminority women-owned firms, who received 3.8 percent. The summary of the availability of goods and supplies firms is as follows:

- African Americans 4.06%
- Hispanic Americans .18%
- Asian Americans .09%
- Native Americans .09%
- Women 1.48%

Exhibits 4-57, Exhibit 4-58, and Exhibit 4-59 summarize the analysis results presented in this chapter.

**EXHIBIT 4-57
SUMMARY OF UTILIZATION
BY BUSINESS CATEGORY**

Business Category	African American	Hispanic American	Asian American	Native American	Nonminority Women	Nonminority Firms
Construction Prime Contractors	\$909,814.00	\$0	\$0	\$0	\$1,428,668.00	\$115,333,278.00
Construction Subcontractors*	\$532,043.00	\$0	\$85,066.00	\$0	\$1,065,182.00	\$27,500,305.61
Architecture and Engineering Primes	\$207,925.00	\$0	\$1,798,709.00	\$0	\$233,546.00	\$10,286,063.00
Architecture and Engineering Subconsultants	\$15,000.00	\$0	\$18,840.00	\$0	\$0	\$340,118.53
Professional Services	\$1,286,371.00	\$0	\$20,000	\$0	\$41,663.00	\$16,997,875.00
Professional Services Subs	\$276,860.00	\$0	\$0	\$0	\$261,597.58	\$280,639.35
Other Services	\$1,185,438.00	\$1394.00	\$0	\$0	\$84,425.00	\$4,257,650.00
Goods and Supplies Vendors	\$126,297.00	\$0	\$0	\$0	\$925,387.00	\$23,294,917.00

Source: Chapter 4.0, Analysis Results.

*Actual dollars per verification reports for M/WBEs and estimated calculation for Nonminorities.

**EXHIBIT 4-58
PERCENTAGE UTILIZATION
BY BUSINESS CATEGORY**

Business Category	African American	Hispanic American	Asian American	Native American	Nonminority Women	Nonminority Firms
Construction Prime Contractors	.77%	0%	0%	0%	1.21%	98.01%
Construction Subcontractors	1.82%	0%	.29%	0%	3.65%	94.24%
Architecture and Engineering Primes	1.66%	0%	14.36%	0%	1.86%	82.12%
Architecture and Engineering Subconsultants	4.01%	0%	5.04%	0%	0%	90.95%
Professional Services	7.57%	0%	.12%	0%	.25%	92.07%
Professional Services Subs	33.80%	0%	0%	0%	31.94%	34.26%
Other Services	21.44%	.03%	0%	0%	1.53%	77.01%
Goods and Supplies Vendors	.52%	0%	0%	0%	3.80%	95.68%

Source: Chapter 4.0, Analysis Results.

**EXHIBIT 4-59
SUMMARY OF MINORITY AVAILABILITY
BY BUSINESS CATEGORY**

Business Category	African American	Hispanic American	Asian American	Native American	Nonminority Women
Construction Primes	20.88%	.25%	.25%	0%	5.65%
Construction Primes and Subs	6.05%	1.65%	.24%	.39%	12.13%
Architecture and Engineering Primes	8.64%	1.23%	1.23%	0%	3.70%
Architecture and Engineering Primes and Subs	8.51%	2.13%	2.13%	0%	6.38%
Professional Services	4.60%	.07%	.14%	0%	.94%
Professional Services Subs	4.84%	.07%	.21%	0%	1.14%
Other Services	11.57%	.47%	0%	0%	1.89%
Goods and Supplies	4.06%	.18%	.09%	.09%	1.48%

Source: Chapter 4.0, Analysis Results.

5.0 DISPARITY ANALYSIS

5.0 DISPARITY ANALYSIS

This chapter examines the issue of disparity within each business category of procurement. Disparity, in this context, is the analysis of the differences between the utilization of minority- and nonminority women-owned business enterprises (M/WBEs) and the availability of those firms. Accordingly, MGT of America, Inc., (MGT) used disparity indices to examine whether M/WBEs received a proportional share of dollars based on the availability of M/WBEs in the relevant market area.

This chapter consists of the following sections:

- Section 5.1 describes the methodology used by MGT to test for the presence or absence of disparity in each of the business categories.
- Section 5.2 applies the disparity indices and t-tests to the business categories and determines the presence or absence of disparity in the City of Columbia (City) procurement activity.

5.1 Methodology

MGT used the availability and utilization information presented in **Chapter 4.0** of this report as the basis to determine if M/WBEs received a proportional share of contract awards and other procurements by the City. This determination is made primarily through the disparity index calculation that compares the utilization of firms with the availability of those firms. The disparity index also provides a value that can be given a commonly accepted substantive interpretation.

The underlying assumption of this approach is that, absent discrimination, the proportion of dollars received by a particular M/WBE group should approximate that group's proportion of the relevant population of firms. To determine if disparity exists for M/WBEs or nonminorities within a specific business category, MGT compared the utilization of each group to its respective availability within each of the relevant market areas.

5.1.1 Disparity Index

The disparity index is used to measure the difference between utilization and availability. Several post-*Croson* cases, most notably *Contractors Association of Eastern Pennsylvania v. City of Philadelphia*, support the use of disparity indices for determining disparity within the marketplace.¹

Although a variety of similar indices could be utilized, the index used must be easily calculable, readily interpreted, and universally comparable. MGT pioneered the use of disparity indices as a method of determining the degree of disparity between utilization and availability.

¹ *Contractors Ass'n of Eastern Pennsylvania, Inc. v. City of Philadelphia*, 91 F 3d at 603.

For this study, the ratio of the percentage of utilization to the percentage of availability multiplied by 100 serves as our measure of choice, as shown in the formula:

$$(1) \text{ Disparity Index} = \frac{\%U_{m_1p_1}}{\%A_{m_1p_1}} \times 100$$

Where: $U_{m_1p_1}$ = utilization of M/WBE₁ for procurement₁
 $A_{m_1p_1}$ = availability of M/WBE₁ for procurement₁

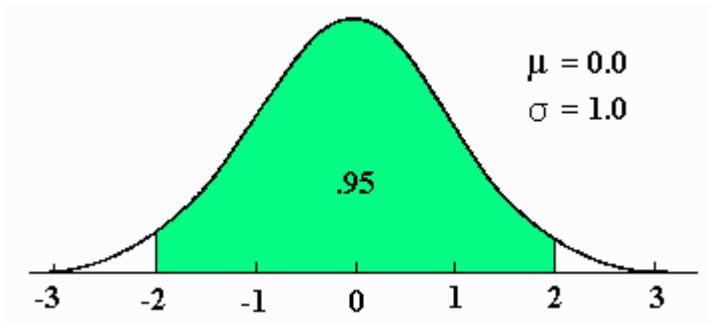
Due to the mathematical properties involved in the calculations, a disparity index value of 0.00 indicates zero utilization. An index of 100 indicates parity between utilization and availability. Firms within a business category are considered underutilized if the disparity indices are less than 100, and overutilized if the indices are above 100.

There is no standardized measure to evaluate levels of underutilization or overutilization within a procurement context. However, a tool is needed to determine which occurrences—particularly when there is underutilization—indicate the presence of factors other than those occurring during the normal course of business. Our rule of thumb is that a disparity index of less than 80 indicates that the level of disparity warrants further investigation. The disparity index threshold of 80 is based on the Equal Employment Opportunity Commission's (EEOC) adopted "80 percent rule" in the *Uniform Guidelines on Employee Selection Procedures*. In the context of employment discrimination, a disparity ratio below 80 indicates a substantial level of disparity demonstrating adverse or disparate impact. The Supreme Court accepted the use of the 80 percent rule in *Connecticut v. Teal (Teal)*, 457 U.S. 440 (1982). In *Teal* and other affirmative action cases, the terms "adverse impact," "disparate impact," and "discriminatory impact" are used interchangeably. Thus, MGT's designation of disparity is founded on a Supreme Court decision.

5.1.2 T-Test

In addition to the disparity index, MGT conducted t-tests to determine if statistically significant differences existed between utilization and availability in terms of contract or payment dollars or number of firms. In this study we are using the number of firms utilized and availability. The t-test determines if the relationship between utilization and availability (suggested by the disparity index value) supports a conclusion of disparity. In other words, the results of the t-test allow us to conclude if the relationships between utilization and availability are strong enough to state, with a high degree of confidence, that the results found in the disparity index represent real disparity.

The t value indicates whether or not the results found in the disparity index are what one would ordinarily expect to find given the attributes of the sampling distribution. Given the large sample sizes involved, the t distribution approaches a normal distribution. Because of the statistical properties of the normal distribution, 95 percent of all cases can be found within two standard deviations of the mean. Since t values can be positive or negative, it is necessary to determine the critical region of the distribution on each end of the distribution.



Based on the properties of the normal distribution, the critical values are $+1.96$ and -1.96 (the calculated values \pm two standard deviations of the mean). Any t value found between these critical t values is not significant enough for us to conclude that there is disparity. For a conclusion of “statistical significance” to be reached, the t value must be either greater than $+1.96$ or less than -1.96 . When such a t value is present, we can say with 95 percent certainty that disparity, as represented by either overutilization or underutilization, is actually present.

The previous discussion means that any t value less than or equal to -1.96 indicates that firms in a business category are underutilized in terms of available firms. The relationship is said to be statistically significant. In other words, the fact that the t value is so extreme means that we can be sufficiently confident that the underutilization is severe enough to be considered a real phenomenon and not just a statistical artifact of the sampling distribution. In some cases, disparity is indicated by the disparity index but cannot be tested with a t -test due to the mathematical constraint of division by zero. This will occur when there is zero utilization because the utilization percentage is the denominator in the final calculation for the t -test value. Although these cases cannot be tested to be statistically significant, the existence of disparity can be inferred due to the prima facie evidence of zero utilization levels.

5.2 Disparity Indices and T-Test Results

Tables showing disparity indices and t -test results for construction, architecture and engineering, professional services, other services, and goods and supplies are analyzed in this section. The tables are based on the utilization and availability of M/WBEs and nonminorities in the City relevant market areas as shown in **Chapter 4.0**.

5.2.1 Construction

Exhibit 5-1 shows that overall, nonminorities were overutilized during the study period and M/WBEs were generally underutilized based on the availability of those firms in the relevant market area. The disparity analysis by year shows that M/WBEs were underutilized in each year of the study period, while nonminorities were overutilized.

EXHIBIT 5-1

DISPARITY ANALYSIS OF CONSTRUCTION PRIME CONTRACTORS
IN THE RELEVANT MARKET AREA
BY RACE/ETHNICITY/GENDER CLASSIFICATION
JULY 1, 2002, THROUGH JUNE 30, 2005

Business Owner Classification	% of Contract Dollars ¹	% of Available Firms ²	Disparity Index ³	Disparate Impact of Utilization
2003				
African Americans	0.91%	20.88%	4.35	* Underutilization
Hispanic Americans	0.00%	0.25%	0.00	* Underutilization
Asian Americans	0.00%	0.25%	0.00	* Underutilization
Native Americans	0.00%	0.00%	0.00	* Underutilization
Nonminority Women	1.77%	5.65%	31.41	* Underutilization
Nonminority Firms	97.32%	72.97%	133.36	Overutilization
2004				
African Americans	2.41%	20.88%	11.56	* Underutilization
Hispanic Americans	0.00%	0.25%	0.00	* Underutilization
Asian Americans	0.00%	0.25%	0.00	* Underutilization
Native Americans	0.00%	0.00%	0.00	* Underutilization
Nonminority Women	0.23%	5.65%	4.03	* Underutilization
Nonminority Firms	97.36%	72.97%	133.42	Overutilization
2005				
African Americans	0.38%	20.88%	1.84	* Underutilization
Hispanic Americans	0.00%	0.25%	0.00	* Underutilization
Asian Americans	0.00%	0.25%	0.00	* Underutilization
Native Americans	0.00%	0.00%	0.00	* Underutilization
Nonminority Women	1.30%	5.65%	23.06	* Underutilization
Nonminority Firms	98.31%	72.97%	134.72	Overutilization
All Years				
African Americans	0.77%	20.88%	3.70	* Underutilization
Hispanic Americans	0.00%	0.25%	0.00	* Underutilization
Asian Americans	0.00%	0.25%	0.00	* Underutilization
Native Americans	0.00%	0.00%	0.00	* Underutilization
Nonminority Women	1.21%	5.65%	21.48	* Underutilization
Nonminority Firms	98.01%	72.97%	134.31	Overutilization

¹ The percentage of dollars is taken from the prime utilization exhibit previously shown.

² The percentage of available contractors is taken from the availability exhibit previously shown.

³ The disparity index is the ratio of % utilization to % availability times 100.

* An asterisk is used to indicate a substantial level of disparity (index below 80.00).

In **Exhibit 5-2**, the construction subcontractor disparity analysis for all years of the study period is shown. Asian American-owned firms were overutilized as construction subcontractors, while the rest of the MWBE groups were underutilized.

The construction subcontractor disparity analysis was based on the percentages of estimated subcontractor dollars as well as the availability of firms based on census data as mentioned in **Chapter 4.0**.

**EXHIBIT 5-2
DISPARITY ANALYSIS OF CONSTRUCTION SUBCONTRACTORS
IN THE RELEVANT MARKET AREA
BY RACE/ETHNICITY/GENDER CLASSIFICATION
JULY 1, 2002, THROUGH JUNE 30, 2005**

Business Owner Classification	% of Subcontract Dollars ¹	% of Available Firms ²	Disparity Index ³	Disparate Impact of Utilization
All Fiscal Years				
African Americans	1.82%	6.05%	30.13	* Underutilization
Hispanic Americans	0.00%	1.65%	0.00	* Underutilization
Asian Americans	0.29%	0.24%	121.46	Overutilization
Native Americans	0.00%	0.39%	0.00	* Underutilization
Non-Minority Women	3.65%	12.13%	30.09	* Underutilization

¹ The percentage of subcontract dollars is taken from the subcontract utilization exhibit previously shown. Although calculations are based on estimates of nonminority subcontractor utilization, the disparity results would still hold for all ethnic groups if subcontractor was only 20% of the total project, instead of 24.8%, which is the average for the state of South Carolina construction projects.

² The percentage of available subcontractors is taken from the availability exhibit previously shown. These percentages were calculated using U.S. Census Bureau data.

³ The disparity index is the ratio of % utilization to % availability times 100. An asterisk is used to indicate a substantial level of disparity – index below 80.00.

The t-test results shown in **Exhibit 5-3** for the construction business category indicate that the findings of underutilization of African American-owned and Nonminority women-owned firms and the overutilization of nonminority-owned firms were statistically significant based on number of firms utilized and the availability of firms. The t values for the other business owner categories indicate that factors beyond normal occurrence must be considered as reasons for the respective underutilization and overutilization. The t-test results for construction subcontractors are shown in **Exhibit 5-4**. The number of firms utilized was based on the actual number of subcontractors reported on the verification reports. However, this t-test shows that the underutilization of African American-owned and Nonminority Women-owned firms was statistically significant.

**EXHIBIT 5-3
CONSTRUCTION
T-TEST RESULTS FOR PRIME CONTRACTORS**

Business Owner Classification	Number of Firms ¹	T Value for Contract Dollars	% of Available Firms ²	T Value for Available Firms
African Americans	14.29%	-63.17 *	20.88%	-46.32 *
Hispanic Americans	0.00%	0.00	0.25%	0.00
Asian Americans	0.00%	0.00	0.25%	0.00
Native Americans	0.00%	0.00	0.00%	0.00
Nonminority Women	4.29%	-11.15 *	5.65%	-8.17 *
Nonminority Firms	81.43%	49.36 *	72.97%	36.20 *

¹ Percentage of related prime contractors utilized within the relevant market area.

² Percentage of available firms in the relevant market area.

* Statistically significant at the 0.05 level.

**EXHIBIT 5-4
CONSTRUCTION
T-TEST RESULTS FOR SUBCONTRACTORS**

Business Owner Classification	Number of Firms¹	T Value for Number of Firms	% of Available Firms²	T Value for Available Firms
African Americans	17.39%	-3.40 *	6.05%	-23.20 *
Hispanic Americans	0.00%	0.00	1.65%	0.00
Asian Americans	0.87%	0.10	0.24%	0.68
Native Americans	0.00%	0.00	0.39%	0.00
Non-Minority Women	12.17%	-4.87 *	12.13%	-33.20 *

¹ Percentage of related subcontractors utilized within the relevant market area.

² Percentage of available firms in the relevant market area.

* Statistically significant at the 0.05 level.

5.2.2 Architecture and Engineering

In this section, we present the results of the disparity analysis and t-tests for the architecture and engineering business category for prime consultants.

Architecture and Engineering Consultants

In **Exhibit 5-5**, we show the disparity indices for architecture and engineering consultants. Overall, all M/WBE firms were substantially underutilized as architecture and engineering consultants during the study period. The corresponding t-tests for the architecture and engineering contracts, shown in **Exhibit 5-6**, indicate that the respective findings shown in the disparity chart were at a substantial level.

Exhibit 5-7, shows the architecture and engineering subconsultants disparity analysis. Overall, MWBE firms were underutilized in all fiscal years of the study period. The architecture and engineering subconsultants t-test shown in **Exhibit 5-8**, indicates underutilization for all MWBE groups.

**EXHIBIT 5-5
DISPARITY ANALYSIS OF ARCHITECTURE AND ENGINEERING CONSULTANTS
IN THE RELEVANT MARKET AREA
BY RACE/ETHNICITY/GENDER CLASSIFICATION
JULY 1, 2002, THROUGH JUNE 30, 2005**

Business Owner Classification	% of Contract Dollars¹	% of Available Firms²	Disparity Index³	Disparate Impact of Utilization
2003				
African Americans	1.02%	8.64%	11.76	* Underutilization
Hispanic Americans	0.00%	1.23%	0.00	* Underutilization
Asian Americans	30.80%	1.23%	0.00	* Underutilization
Native Americans	0.00%	0.00%	0.00	* Underutilization
Nonminority Women	1.33%	3.70%	35.84	* Underutilization
Nonminority Firms	66.85%	85.19%	78.48	* Underutilization
2004				
African Americans	3.70%	8.64%	42.84	* Underutilization
Hispanic Americans	0.00%	1.23%	0.00	* Underutilization
Asian Americans	13.90%	1.23%	0.00	* Underutilization
Native Americans	0.00%	0.00%	0.00	* Underutilization
Nonminority Women	0.12%	3.70%	3.23	* Underutilization
Nonminority Firms	82.28%	85.19%	96.59	Underutilization
2005				
African Americans	0.00%	8.64%	0.00	* Underutilization
Hispanic Americans	0.00%	1.23%	0.00	* Underutilization
Asian Americans	2.00%	1.23%	0.00	* Underutilization
Native Americans	0.00%	0.00%	0.00	* Underutilization
Nonminority Women	4.13%	3.70%	111.56	Overutilization
Nonminority Firms	93.87%	85.19%	110.20	Overutilization
All Years				
African Americans	1.66%	8.64%	19.21	* Underutilization
Hispanic Americans	0.00%	1.23%	0.00	* Underutilization
Asian Americans	14.36%	1.23%	0.00	* Underutilization
Native Americans	0.00%	0.00%	0.00	* Underutilization
Nonminority Women	1.86%	3.70%	50.34	* Underutilization
Nonminority Firms	82.12%	85.19%	96.40	Underutilization

¹ The percentage of dollars is taken from the prime utilization exhibit previously shown.

² The percentage of available consultants is taken from the availability exhibit previously shown.

³ The disparity index is the ratio of % utilization to % availability times 100.

* An asterisk is used to indicate a substantial level of disparity (index below 80.00).

**EXHIBIT 5-6
ARCHITECTURE AND ENGINEERING
T-TEST RESULTS FOR PRIME CONSULTANTS**

Business Owner Classification	Number of Firms ¹	T Value for Number of Firms	% of Available Firms ²	T Value for Available Firms
African Americans	2.29%	0.00	8.64%	0.00
Hispanic Americans	0.00%	0.00	1.23%	0.00
Asian Americans	9.16%	0.00	1.23%	0.00
Native Americans	0.00%	0.00	0.00%	0.00
Nonminority Women	5.34%	0.00	3.70%	0.00
Nonminority Firms	83.21%	0.00	85.19%	0.00

¹ Percentage of related prime consultants utilized within the relevant market area.

² Percentage of available firms in the relevant market area.

* Statistically significant at the 0.05 level.

**EXHIBIT 5-7
DISPARITY ANALYSIS OF ARCHITECTURE AND ENGINEERING
SUBCONSULTANTS
IN THE RELEVANT MARKET AREA
BY RACE/ETHNICITY/GENDER CLASSIFICATION
JULY 1, 2002, THROUGH JUNE 30, 2005**

Business Owner Classification	% of Subcontract Dollars ¹	% of Available Firms ²	Disparity Index ³	Disparate Impact of Utilization
All Fiscal Years				
African Americans	4.01%	8.51%	47.13	* Underutilization
Hispanic Americans	0.00%	2.13%	0.00	* Underutilization
Asian Americans	5.04%	2.13%	0.00	* Underutilization
Native Americans	0.00%	0.00%	0.00	* Underutilization
Non-Minority Women	0.00%	6.38%	0.00	* Underutilization

The percentage of dollars is taken from the subconsultant utilization exhibit previously shown.

² The percentage of available consultants is taken from the availability exhibit previously shown.

³ The disparity index is the ratio of % utilization to % availability times 100.

* An asterisk is used to indicate a substantial level of disparity (index below 80.00).

**EXHIBIT 5-8
ARCHITECTURE AND ENGINEERING
T-TEST RESULTS FOR SUBCONSULTANTS**

Business Owner Classification	Number of Firms ¹	T Value for Number of Firms	% of Available Firms ²	T Value for Available Firms
African Americans	9.09%	0.00	8.51%	0.00
Hispanic Americans	0.00%	0.00	2.13%	0.00
Asian Americans	9.09%	0.00	2.13%	0.00
Native Americans	0.00%	0.00	0.00%	0.00
Non-Minority Women	0.00%	0.00	6.38%	0.00

¹ Percentage of related subconsultants utilized within the relevant market area.

² Percentage of available firms in the relevant market area.

* Statistically significant at the 0.05 level.

5.2.3 Professional Services

In this section, we present the results of the disparity analysis and t-tests for the professional services business category for prime consultants.

Professional Services Consultants

In **Exhibit 5-9**, we show the disparity indices for professional services consultants. Overall, African American-owned firms were overutilized as professional services consultants during the study period. African American-owned firms were overutilized in the years of 2004 and 2005. However, nonminority firms were overutilized in the year 2003, but underutilized overall. The corresponding t-tests for the professional services contracts, shown in **Exhibit 5-10**, indicate that the respective findings shown in the disparity chart were statistically significant for African American-owned, Nonminority women-owned and Nonminority firms.

Professional service subconsultant disparity results are shown in **Exhibit 5-11**. This exhibit indicates that overall, African American-owned and Nonminority Women-owned firms were overutilized during the years analyzed. The corresponding t-test for professional service subconsultants is shown in **Exhibit 5-12**.

**EXHIBIT 5-9
DISPARITY ANALYSIS OF PROFESSIONAL SERVICES
CONSULTANTS
IN THE RELEVANT MARKET AREA
BY RACE/ETHNICITY/GENDER CLASSIFICATION
JULY 1, 2002, THROUGH JUNE 30, 2005**

Business Owner Classification	% of Contract Dollars¹	% of Available Firms²	Disparity Index³	Disparate Impact of Utilization
2003				
African Americans	2.37%	4.60%	51.40	* Underutilization
Hispanic Americans	0.00%	0.07%	0.00	* Underutilization
Asian Americans	0.00%	0.14%	0.00	* Underutilization
Native Americans	0.00%	0.00%	0.00	* Underutilization
Nonminority Women	0.23%	0.94%	24.36	* Underutilization
Nonminority Firms	97.41%	94.24%	103.35	Overutilization
2004				
African Americans	8.86%	4.60%	192.51	Overutilization
Hispanic Americans	0.00%	0.07%	0.00	* Underutilization
Asian Americans	0.00%	0.14%	0.00	* Underutilization
Native Americans	0.00%	0.00%	0.00	* Underutilization
Nonminority Women	0.75%	0.94%	80.67	Underutilization
Nonminority Firms	90.38%	94.24%	95.90	Underutilization
2005				
African Americans	13.48%	4.60%	292.70	Overutilization
Hispanic Americans	0.00%	0.07%	0.00	* Underutilization
Asian Americans	0.32%	0.14%	0.00	* Underutilization
Native Americans	0.00%	0.00%	0.00	* Underutilization
Nonminority Women	0.01%	0.94%	1.54	* Underutilization
Nonminority Firms	86.18%	94.24%	91.45	Underutilization
All Years				
African Americans	7.57%	4.60%	164.36	Overutilization
Hispanic Americans	0.00%	0.07%	0.00	* Underutilization
Asian Americans	0.12%	0.14%	0.00	* Underutilization
Native Americans	0.00%	0.00%	0.00	* Underutilization
Nonminority Women	0.25%	0.94%	26.21	* Underutilization
Nonminority Firms	92.07%	94.24%	97.69	Underutilization

¹ The percentage of dollars is taken from the prime utilization exhibit previously shown.

² The percentage of available consultants is taken from the availability exhibit previously shown.

³ The disparity index is the ratio of % utilization to % availability times 100.

* An asterisk is used to indicate a substantial level of disparity (index below 80.00).

**EXHIBIT 5-10
PROFESSIONAL SERVICES
T-TEST RESULTS FOR PRIME CONSULTANTS**

Business Owner Classification	Number of Firms ¹	T Value for Number of Firms	% of Available Firms ²	T Value for Available Firms
African Americans	8.41%	4.35 *	4.60%	4.18 *
Hispanic Americans	0.00%	0.00	0.07%	0.00
Asian Americans	0.32%	0.00	0.14%	0.00
Native Americans	0.00%	0.00	0.00%	0.00
Nonminority Women	1.29%	-5.42 *	0.94%	-5.20 *
Nonminority Firms	89.97%	-3.12 *	94.24%	-3.00 *

¹ Percentage of related prime consultants utilized within the relevant market area.

² Percentage of available firms in the relevant market area.

* Statistically significant at the 0.05 level.

**EXHIBIT 5-11
DISPARITY ANALYSIS OF PROFESSIONAL SERVICES
SUBCONSULTANTS
IN THE RELEVANT MARKET AREA
BY RACE/ETHNICITY/GENDER CLASSIFICATION
JULY 1, 2002, THROUGH JUNE 30, 2005**

Business Owner Classification	% of Subcontract Dollars ¹	% of Available Firms ²	Disparity Index ³	Disparate Impact of Utilization
All Fiscal Years				
African Americans	33.80%	4.84%	698.88	Overutilization
Hispanic Americans	0.00%	0.07%	0.00	* Underutilization
Asian Americans	0.00%	0.21%	0.00	* Underutilization
Native Americans	0.00%	0.00%	0.00	* Underutilization
Non-Minority Women	31.94%	1.14%	2,806.49	Overutilization

¹ The percentage of dollars is taken from the prime utilization exhibit previously shown.

² The percentage of available consultants is taken from the availability exhibit previously shown.

³ The disparity index is the ratio of % utilization to % availability times 100.

* An asterisk is used to indicate a substantial level of disparity (index below 80.00).

**EXHIBIT 5-12
PROFESSIONAL SERVICES
T-TEST RESULTS FOR SUBCONSULTANTS**

Business Owner Classification	Number of Firms ¹	T Value for Number of Firms	% of Available Firms ²	T Value for Available Firms
African Americans	25.00%	0.14	4.84%	1.49
Hispanic Americans	0.00%	0.00	0.07%	0.00
Asian Americans	0.00%	0.00	0.21%	0.00
Native Americans	0.00%	0.00	0.00%	0.00
Non-Minority Women	16.67%	0.66	1.14%	7.12 *

¹ Percentage of related subconsultants utilized within the relevant market area.

² Percentage of available firms in the relevant market area.

* Statistically significant at the 0.05 level.

5.2.4 Other Services

In **Exhibit 5-13**, our analysis shows that African American-owned firms were overutilized in each year of the study period, resulting in overall overutilization. Nonminorities were underutilized overall. The t values in **Exhibit 5-14** indicate that the overall findings were statistically significant for Nonminority firms and not the result of chance occurrences.

**EXHIBIT 5-13
DISPARITY ANALYSIS OF OTHER SERVICES VENDORS
IN THE RELEVANT MARKET AREA
BY RACE/ETHNICITY/GENDER CLASSIFICATION
JULY 1, 2002, THROUGH JUNE 30, 2005**

Business Owner Classification	% of Contract Dollars¹	% of Available Firms²	Disparity Index³	Disparate Impact of Utilization
2003				
African Americans	26.12%	11.57%	225.74	Overutilization
Hispanic Americans	0.05%	0.47%	0.00	* Underutilization
Asian Americans	0.00%	0.00%	0.00	* Underutilization
Native Americans	0.00%	0.00%	0.00	* Underutilization
Nonminority Women	1.28%	1.89%	67.70	* Underutilization
Nonminority Firms	72.56%	86.07%	84.30	Underutilization
2004				
African Americans	23.67%	11.57%	204.60	Overutilization
Hispanic Americans	0.04%	0.47%	0.00	* Underutilization
Asian Americans	0.00%	0.00%	0.00	* Underutilization
Native Americans	0.00%	0.00%	0.00	* Underutilization
Nonminority Women	3.91%	1.89%	206.85	Overutilization
Nonminority Firms	72.38%	86.07%	84.10	Underutilization
2005				
African Americans	17.09%	11.57%	147.71	Overutilization
Hispanic Americans	0.00%	0.47%	0.00	* Underutilization
Asian Americans	0.00%	0.00%	0.00	* Underutilization
Native Americans	0.00%	0.00%	0.00	* Underutilization
Nonminority Women	0.05%	1.89%	2.68	* Underutilization
Nonminority Firms	82.86%	86.07%	96.27	Underutilization
All Years				
African Americans	21.44%	11.57%	185.31	Overutilization
Hispanic Americans	0.03%	0.47%	0.00	* Underutilization
Asian Americans	0.00%	0.00%	0.00	* Underutilization
Native Americans	0.00%	0.00%	0.00	* Underutilization
Nonminority Women	1.53%	1.89%	80.83	Underutilization
Nonminority Firms	77.01%	86.07%	89.47	Underutilization

¹ The percentage of dollars is taken from the utilization exhibit previously shown.

² The percentage of available vendors is taken from the availability exhibit previously shown.

³ The disparity index is the ratio of % utilization to % availability times 100.

* An asterisk is used to indicate a substantial level of disparity (index below 80.00).

**EXHIBIT 5-14
OTHER SERVICES
T-TEST RESULTS FOR OTHER SERVICES FIRMS**

Business Owner Classification	Number of Firms¹	T Value for Number of Firms	% of Available Firms²	T Value for Available Firms
African Americans	6.99%	0.00	11.57%	0.00
Hispanic Americans	0.35%	0.00	0.47%	0.00
Asian Americans	0.00%	0.00	0.00%	0.00
Native Americans	0.00%	0.00	0.00%	0.00
Nonminority Women	1.92%	-1.72	1.89%	-0.86
Nonminority Firms	90.73%	-12.56 *	86.07%	-6.27 *

¹ Percentage of related payments made to firms within the relevant market area.

² Percentage of available firms in the relevant market area.

* Statistically significant at the 0.05 level.

5.2.5 Goods and Supplies

As goods and supplies vendors, nonminority women were overutilized in all years of the study period, resulting in overall overutilization.

These results produced findings of overall overutilization during the study period for nonminorities as goods and supplies vendors. (See **Exhibit 5-15.**)

Exhibit 5-16 shows the t-test results for goods and supplies vendors, which indicates that the findings for utilized Nonminority firms was statistically significant.

5.2.6 Conclusions based on Disparity Indices

This chapter used disparity indices to compare the availability and utilization findings from **Chapter 4.0**. The disparity indices for each of the business categories indicate whether disparity exists for each ethnic or gender group, and the ensuing t-test depicts the statistical significance of these disparity results.

Exhibit 5-17 summarizes the findings of M/WBE underutilization.

**EXHIBIT 5-15
DISPARITY ANALYSIS OF GOODS AND SUPPLIES VENDORS
IN THE RELEVANT MARKET AREA
BY RACE/ETHNICITY/GENDER CLASSIFICATION
JULY 1, 2002, THROUGH JUNE 30, 2005**

Business Owner Classification	% of Contract Dollars ¹	% of Available Firms ²	Disparity Index ³	Disparate Impact of Utilization
2003				
African Americans	0.51%	4.06%	12.49	* Underutilization
Hispanic Americans	0.00%	0.18%	0.00	* Underutilization
Asian Americans	0.00%	0.09%	0.00	* Underutilization
Native Americans	0.00%	0.09%	0.00	* Underutilization
Nonminority Women	2.87%	1.48%	194.14	Overutilization
Nonminority Firms	96.63%	94.10%	102.69	Overutilization
2004				
African Americans	0.78%	4.06%	19.32	* Underutilization
Hispanic Americans	0.00%	0.18%	0.00	* Underutilization
Asian Americans	0.00%	0.09%	0.00	* Underutilization
Native Americans	0.00%	0.09%	0.00	* Underutilization
Nonminority Women	6.34%	1.48%	429.23	Overutilization
Nonminority Firms	92.88%	94.10%	98.71	Underutilization
2005				
African Americans	0.29%	4.06%	7.12	* Underutilization
Hispanic Americans	0.00%	0.18%	0.00	* Underutilization
Asian Americans	0.00%	0.09%	0.00	* Underutilization
Native Americans	0.00%	0.09%	0.00	* Underutilization
Nonminority Women	2.31%	1.48%	156.68	Overutilization
Nonminority Firms	97.40%	94.10%	103.51	Overutilization
All Years				
African Americans	0.52%	4.06%	12.78	* Underutilization
Hispanic Americans	0.00%	0.18%	0.00	* Underutilization
Asian Americans	0.00%	0.09%	0.00	* Underutilization
Native Americans	0.00%	0.09%	0.00	* Underutilization
Nonminority Women	3.80%	1.48%	257.51	Overutilization
Nonminority Firms	95.68%	94.10%	101.68	Overutilization

¹ The percentage of dollars is taken from the utilization exhibit previously shown.

² The percentage of available vendors is taken from the availability exhibit previously shown.

³ The disparity index is the ratio of % utilization to % availability times 100.

* An asterisk is used to indicate a substantial level of disparity (index below 80.00).

**EXHIBIT 5-16
GOODS AND SUPPLIES
T-TEST RESULTS FOR MATERIALS AND SUPPLIES FIRMS**

Business Owner Classification	Number of Firms ¹	T Value for Number of Firms	% of Available Firms ²	T Value for Available Firms
African Americans	2.63%	0.00	4.06%	0.00
Hispanic Americans	0.00%	0.00	0.18%	0.00
Asian Americans	0.00%	0.00	0.09%	0.00
Native Americans	0.00%	0.00	0.09%	0.00
Nonminority Women	1.38%	14.93 *	1.48%	4.00 *
Nonminority Firms	96.00%	9.57 *	94.10%	2.57 * ¹

¹ Percentage of related prime contract dollars awarded to firms within the relevant market area.

² Percentage of available firms in the relevant market area.

* Statistically significant at the 0.05 level.

**EXHIBIT 5-17
SUMMARY OF M/WBE UNDERUTILIZATION**

Business Category	African American	Hispanic American	Asian American	Native American	Nonminority Women
Construction Primes	Yes	Yes	Yes	Yes	Yes
Construction Subcontractors	Yes	Yes	No	Yes	Yes
Architecture and Engineering Consultants	Yes	Yes	Yes	Yes	Yes
Architecture and Engineering Subconsultants	Yes	Yes	Yes	Yes	Yes
Professional Services	No	Yes	Yes	Yes	Yes
Professional Services Subconsultants	No	Yes	Yes	Yes	No
Other Services	No	Yes	Yes	Yes	Yes
Goods and Supplies	Yes	Yes	Yes	Yes	No

6.0 ANECDOTAL ANALYSIS

6.0 ANECDOTAL ANALYSIS

This chapter presents the results of the anecdotal research conducted by MGT of America, Inc. (MGT) for this study. Anecdotal evidence is a widely accepted research tool that is based upon observations, interviews, and surveys. The collection and analysis of anecdotal data are performed to determine whether underutilization of minority- and woman-owned firms results from objective, nonbiased bidding and purchasing procedures or from discriminatory practices. It is used in conjunction with research tools to foster clarity and support for findings.

Unlike other chapters in this report, anecdotal analysis does not rely solely on quantitative data. Anecdotal analysis also utilizes qualitative data to describe the context of the examined environment as well as the climate in which all businesses and other relevant entities applicable to the study operate.

In *City of Richmond v. J. A. Croson Co.*, 488 U.S. 469, 509 (1989), the Supreme Court stated that “evidence of a pattern of individual discriminatory acts can, if supported by appropriate statistical proof, lend support to a local government’s determination that broader remedial relief is justified.” Furthermore, in *O’Donnell Construction v. District of Columbia*, 963 F.2d 427 (D.C. Cir. 1992), the Court found that anecdotal evidence is most useful as a supplement to strong statistical evidence. Although the Court did not accept either anecdotal or statistical evidence individually as proof of discrimination, it acknowledged the combined strength of the two when both supported findings of discrimination.

In applying *Croson*, the Ninth Circuit Court of Appeals, in *Associated General Contractors of California, Inc. v. City and County of San Francisco*, addressed the appropriate manner in which a race-conscious and gender-conscious program should be evaluated. Concerning anecdotal evidence, the court stated, “As pointed out by the City, it must simply demonstrate the existence of past discrimination with specificity; there is no requirement that the legislative findings specifically detail each and every instance that the legislative body has relied upon in support of its decision that affirmative action is necessary.”¹

This chapter consists of the following sections:

- 6.1 Methodology
- 6.2 Telephone Survey Results
- 6.3 Personal Interview Results
- 6.4 Focus Group Results
- 6.5 Public Hearing Results
- 6.6 Concerns from Business and Trade Associations
- 6.7 Conclusions

¹ *Associated General Contractors of California, Inc. v. City and County of San Francisco*, 950 F.2d 1401, 1416 (9th Cir. 1991).

6.1 Methodology

Our experience conducting disparity studies has shown that anecdotal data collected through multiple methods provide more comprehensive information than methodologies using a single-pronged approach. For this reason, we used the combination of a telephone survey, personal interviews, focus groups, and a public hearing to collect anecdotal information and to identify issues that were common to businesses in the market area. We were also able to draw inferences from these data as to the prevalence of obstacles perceived as limiting the participation of minority- and woman-owned business enterprises (M/WBEs) in City of Columbia (City) procurement transactions.

6.1.1 Telephone Survey

The telephone survey was conducted in October 2005. The interview guide included questions concerning business demographics, companies' experiences when attempting to do business, and their experiences related to access to capital, insurance, and bonding to support business activities. We randomly selected firms from the master vendor database created by MGT in order to identify businesses willing to participate in the telephone survey. We attempted to collect data in proportion to the distribution of M/WBEs and non-M/WBEs in the relevant market area. Our statistical model showed that we needed 500 responses to achieve a confidence interval of 95 percent with a 5 percent margin of error. To this end, we attempted to contact business owners or knowledgeable representatives from over 1,400 firms in our master vendor database. At least three attempts were made per interview candidate, and we successfully interviewed representatives from 400 firms that provided goods and services of the kind generally purchased by the City. The results provided a confidence interval of 95 percent with a 6 percent margin of error, which was sufficient for our purposes.

In assessing the sufficiency of results, disparity study surveys are commonly plagued by sample size limitations, especially in the case of attempting to gather a representative sample from minority populations where low minority population numbers pose problems. (For example, Native American-owned business populations in most municipalities are insufficient in number to permit a valid and representative sample.) This problem is compounded when analyses are stratified further by business type. Insufficient sample sizes can limit statistical confidence in the results. Although MGT's goal is to report data samples that can satisfy our target confidence level, this does not mean that data should not be reported when lower survey participation levels reduce confidence intervals slightly, especially when extreme due diligence has been exercised in attempting to meet the standard. **Exhibit 6-1** reveals that the effort was, indeed, diligent for this study and shows the disposition of the telephone canvassing efforts.

**EXHIBIT 6-1
CITY OF COLUMBIA
DISPOSITION OF TELEPHONE CALLS**

Result	Number
Firms Called	1,462
<i>Incorrect Telephone Number</i>	<i>177</i>
<i>No Answer</i>	<i>606</i>
<i>Refused or Uninterested</i>	<i>279</i>
Completed Interviews	400

The business owners of the interviewed firms identified themselves as:

- African Americans – 92;
- Hispanic Americans – 1;
- Asian Americans – 5;
- Native Americans – 3;
- Women – 70; or
- Non-M/WBEs – 229.

6.1.2 Personal Interviews

The personal interviews were conducted during the months of August and September 2005. Our scope of work included interviewing at least 75 business owners and other stakeholders in the Columbia area. We teamed with a local subcontractor (DESA, Inc.) to accomplish this objective. MGT provided training, process oversight, and the personal interview guide for use by the subcontractor.

Candidates for the personal interviews were selected from the master vendor database (see **Chapter 4.0** for discussion of the master vendor database). Concerted efforts were made to distinguish the pool of candidates for the personal interviews from the candidates for the telephone survey so that firms would not be contacted more than once in the anecdotal data gathering exercises. Over 500 firms were identified in this process.

Our subcontractor used this subset of firms from the master vendor database to solicit firm participation in the personal interviews and schedule times for those interviews. Seven interviewers conducted the personal interviews under the supervision of DESA's project manager. The personal interview guide used in interviewing businesses included questions designed to establish a business profile for each participant. Interviewers gathered information concerning the primary line of business, ethnicity of owner, organizational status, number of employees, year of establishment, gross revenues, and level of education. The interview guide was reviewed and approved by the project manager for the City of Columbia.

The personal interviews typically lasted about one hour and were generally conducted at the interviewee's place of business. A few firms requested that the personal interviews be conducted by telephone due to scheduling conflicts that prohibited a face-to-face meeting. Seventy-six (76) companies participated in the personal interviews. The breakdown of the firms' participation by race and gender is provided below:

6.1.3 Focus Groups

Focus groups are structured discussion sessions with selected participants who have some familiarity or experience with a particular subject matter. MGT regularly uses focus groups as part of its information gathering and evaluative processes. We have experienced relative success with focus group settings in the past because the informal and conversational nature of focus groups tends to suggest a more relaxed atmosphere to some persons than that of a one-on-one interview. Consequently, interviewees who may be reserved in a personal interview sometimes have a tendency to express themselves more freely in focus group settings.

The advantage of focus groups is that they “flesh out” general perceptions, providing a clearer picture of the issues from the participants’ perspective. A disadvantage to the focus group setting is that less assertive participants may be reluctant to voice opinions that are contrary to the majority opinion. However, we offset that disadvantage by:

- using trained facilitators to conduct the focus groups;
- following a structured focus group interview guide to reduce the likelihood of wayward conversation resulting from repeated interjections by more dominant focus group participants;
- inviting and regularly soliciting feedback from all focus group participants, particularly those who are observed to be less vocal; and
- having the facilitator serve as a buffer for unpopular, or adverse, opinions expressed by individual focus group participants.

Generally, this approach serves to generate a balanced discussion in our focus groups.

Two focus groups were conducted for this study, one in July 2005 and one in August 2005. Representatives from 53 firms were invited to attend one of the focus groups, of which 15 firms accepted and participated. The solicitation process included initial contact by telephone with follow-up confirmation by fax or e-mail.

Our subcontractor called invitees the day before the focus group to remind them of the scheduled meeting. Our subcontractor facilitated the focus groups, and each group was presented the same questions as discussion starters.

The questions solicited comments on the participants’ knowledge of goods and services purchased by the City of Columbia; the amount and timing estimated of those purchases; how to do business with the City; and the City’s procurement process. Participants were also asked to share their experiences with the City while trying to do business and any recommendations to improve the overall procurement process.

6.1.4 Public Hearing

The public hearing offered participants an opportunity to publicly testify about their experiences seeking and performing work for the City. Notices and advertisements about the public hearing were distributed to prospective participants prior to the

hearings. Outreach efforts included press releases to the local chambers of commerce for further distribution to their membership and several radio interviews with our local subcontractor who spearheaded the public hearing efforts.

The public hearing was held on August 25, 2005, in the Council Chambers of City Hall from 7:00 pm until 8:30 pm. Those wishing to provide testimony registered with the session attendant prior to entering the site for the hearing. Each testimony was transcribed. The hearing was moderated by a representative of DESA, Inc. Representatives of three local businesses served as panelists in the public hearing session. Participants were encouraged to voice their opinion within a reasonable time limit, usually 5 to 7 minutes. Panelists solicited input from participants about their experiences doing business with the City, answered questions posed by the participants, and sought clarification of issues they raised.

Before the start of the public hearing, the moderator and panelists introduced themselves and provided a brief overview of the study, describing the purpose of the public hearing and how the results of the session would be used to address disparities in procurement opportunities with the City. Participants were also asked to share how those experiences compared to their business experiences with other governmental entities.

6.1.5 Interviews with Community Stakeholders

Our subcontractor conducted interviews with representatives from seven business and trade associations in the greater Columbia area. The objectives of the interviews were to identify historical evidence of discrimination in the City's procurement practices, if any; obtain copies of published documentation indicating the existence of discrimination or barriers in the City's procurement practices; and solicit information concerning obstacles faced by the business community in attempting to do business with the City.

The interviews were conducted either in person or by telephone depending on the interviewee's availability. One interviewer conducted all interviews. The interviews lasted from 45 minutes to one hour.

6.2 Telephone Survey Results

Exhibit 6-2 reports demographic information for companies participating in the telephone survey by race, ethnicity, and gender of company ownership. Slightly over half of the survey participants were non-M/WBEs. Of M/WBEs participating in survey, 52 percent were African American-owned firms and 41 percent were woman-owned firms.

As far as the primary line of business, 30 percent of all participants were equipment and supplies providers. Next in succession were firms providing other services (27%), professional services firms (22%), and construction firms (13%). Operational services firms accounted for 8 percent of the telephone survey participants. Among M/WBEs, 30 percent of the participants were professional services firms, followed by construction (22%), equipment and supplies (19%), other services (18%), and operational services (11%).

**EXHIBIT 6-2
CITY OF COLUMBIA
PERSONAL INTERVIEW PARTICIPANTS**

Race/Ethnicity/ Gender	Number of Participants
African American	16
Asian American	1
White Female	8
Non-M/WBE	51
Total	76

**EXHIBIT 6-2 (Continued)
CITY OF COLUMBIA
TELEPHONE SURVEY
SELECTED DEMOGRAPHICS**

Demographic	Race/Ethnicity or Gender of Business Owner							TOTAL
	African American	Hispanic American	Asian American	Native American	Woman	Total M/WBE	Non-M/WBE	
# responses	92	1	5	3	70	171	229	400
<i>Company's Primary Line of Business</i>								
Construction	35%	0%	40%	33%	4%	22%	7%	13%
Professional Services	32%	0%	0%	0%	31%	30%	16%	22%
Operational Services	15%	0%	0%	0%	7%	11%	5%	8%
Equipment and Supplies	4%	100%	40%	33%	34%	19%	39%	30%
Other	14%	0%	20%	34%	24%	18%	33%	27%
<i>Length of Establishment</i>								
1970 or earlier	3%	0%	0%	67%	13%	8%	29%	20%
1971 to 1980	3%	0%	0%	0%	7%	5%	14%	10%
1981 to 1990	21%	100%	0%	33%	20%	20%	18%	19%
1991 to 2000	46%	0%	80%	0%	44%	45%	25%	34%
Since 2000	26%	0%	20%	0%	7%	18%	5%	10%
Not Applicable/No Response	1%	0%	0%	0%	9%	4%	9%	7%
<i>Owner's Highest Level of Education</i>								
Some High School	5%	0%	0%	0%	0%	3%	1%	2%
High School Graduate	12%	0%	20%	0%	4%	9%	7%	8%
Trade or Technical School	16%	0%	0%	0%	1%	9%	2%	5%
Some College	20%	0%	0%	33%	26%	22%	12%	16%
College Degree	33%	0%	40%	67%	46%	38%	45%	42%
Graduate Degree	14%	100%	40%	0%	20%	18%	15%	16%
Not Applicable/No Response	0%	0%	0%	0%	3%	1%	18%	11%
<i>Number of Full-Time Employees</i>								
0 to 10	81%	0%	60%	33%	65%	71%	50%	60%
11 to 25	13%	0%	20%	67%	14%	15%	21%	18%
26 to 50	4%	0%	0%	0%	10%	6%	10%	8%
51 to 100	1%	100%	0%	0%	1%	2%	6%	4%
Over 100	1%	0%	0%	0%	10%	5%	10%	8%
No Response	0%	0%	20%	0%	0%	1%	3%	2%
<i>Gross Revenues</i>								
\$50,000 or less	17%	0%	0%	0%	1%	10%	1%	5%
\$50,000 but less than \$100,000	14%	0%	40%	0%	10%	13%	4%	8%
\$100,000 but less than \$300,000	16%	0%	0%	0%	3%	10%	6%	8%
\$300,000 but less than \$500,000	13%	0%	20%	0%	7%	11%	7%	8%
\$500,000 but less than \$1 million	7%	0%	0%	33%	9%	8%	6%	7%
\$1 million but less than \$3 million	4%	0%	0%	33%	11%	8%	10%	9%
\$3 million but less than \$5 million	0%	0%	0%	0%	3%	1%	5%	3%
\$5 million but less than \$10 million	0%	0%	0%	0%	6%	2%	7%	5%
Over \$10 million	1%	0%	0%	0%	1%	1%	3%	3%
Not Available/No Response	28%	100%	40%	34%	49%	36%	51%	44%
<i>Owner's Years of Direct Experience in Primary Line of Business</i>								
5 or less	3%	0%	0%	0%	3%	3%	2%	2%
6 to 10	16%	0%	20%	0%	11%	14%	6%	9%
11 to 20	30%	0%	40%	0%	26%	28%	20%	24%
21 to 30	35%	0%	40%	33%	30%	32%	28%	29%
31 to 40	10%	0%	0%	0%	13%	11%	14%	13%
41 to 50	3%	0%	0%	67%	3%	4%	6%	5%
Over 50	1%	0%	0%	0%	0%	1%	4%	3%
No Response	2%	100%	0%	0%	14%	7%	20%	15%

Source: MGT Telephone Survey of Businesses in October 2005.

Our analysis of the length of time in business showed that more participant firms were established between the years of 1991 and 2000 than in other time periods reflected in the questionnaire. Thirty-four percent (34%) of all firms commenced operations during this time period. Forty-five percent (45%) of M/WBEs were established during this time period, as were 25 percent of non-M/WBEs.

Further analysis shows that most non-M/WBEs in the survey were started in 1970 or earlier. In comparison, only 8 percent of the M/WBEs had been in business for a similar length of time. This result means that non-M/WBE participants tended to be older firms with more experience than M/WBEs.

Owners and key staff of the participant firms tended to be college educated, with 42 percent indicating completion of an undergraduate degree program and another 16 percent possessing a graduate degree. In addition, 16 percent of respondents stated that the firm owner or key individual had some college training. The breakdown between M/WBE and non-M/WBE respondents as to post high school education was as follows:

- Some College – M/WBEs 22% / Non-M/WBEs 12%
- College Degree – M/WBEs 38% / Non-M/WBEs 45%
- Graduate Degree – M/WBEs 18% / Non-M/WBEs 15%

Most firms that participated in the telephone survey employed 10 or fewer persons. Sixty percent (60%) of all firms fit into this category. Another 18 percent employed more than 10 persons but fewer than 25 persons. Combined, the data show that three-quarters of the telephone survey participants employed 25 or fewer employees. At the other end of the spectrum, 10 percent of the interviewed firms employed more than 50 persons.

Nearly half of the telephone survey interviewees declined to provide information about firm gross revenues. Of the non-M/WBEs that responded to this question, more firms tended to report annual revenues of at least \$1 million but less than \$3 million. M/WBEs were more likely to report annual revenues of \$50,000 to \$100,000 (13%) or revenues between \$300,000 and \$500,000 (11%).

Almost one-third of all business owners represented in the telephone survey had 21 to 30 years' direct experience in the firm's primary line of business. Next were those with 11 to 20 years' direct experience—24 percent overall; 20 percent of non-M/WBEs; and 28 percent of M/WBEs.

6.2.1 Procurement Process

In this section, we present the telephone survey responses to issues that might be considered barriers to conducting business with the City. Generally, at least 75 percent of the survey participants responded to the 13 topic areas. **Exhibit 6-3** details the responses by business owner classification.

Exhibit 6-3 shows that few firms that participated in the telephone survey indicated that they encountered barriers in their attempts to do business with the City or in the relevant market area. As shown later in this report, firms that participated in the focus groups, personal interviews, and public hearing were more likely to have had encounters that limited their ability to do business, and were willing to share those experiences with us.

**EXHIBIT 6-3
CITY OF COLUMBIA
TELEPHONE SURVEY
BARRIERS TO DOING BUSINESS**

Barriers to Doing Business	Race/Ethnicity or Gender of Business Owner						Total M/WBE	Non M/WBE	TOTAL
	African American	Hispanic American	Asian American	Native American	Woman				
# responses	92	1	5	3	70	171		400	
Pre-qualification requirements									
Yes	9%	0%	0%	0%	4%	6%	8%	7%	
No	71%	100%	80%	100%	70%	72%	71%	72%	
No Response	20%	0%	20%	0%	26%	22%	21%	21%	
Performance Bond requirements									
Yes	16%	0%	20%	0%	9%	13%	6%	9%	
No	66%	100%	60%	100%	62%	65%	71%	69%	
No Response	18%	0%	20%	0%	29%	22%	23%	22%	
Financing									
Yes	21%	0%	20%	0%	6%	14%	5%	9%	
No	64%	100%	60%	100%	68%	67%	74%	70%	
No Response	15%	0%	20%	0%	26%	19%	21%	21%	
Insurance requirements									
Yes	13%	0%	0%	33%	7%	11%	4%	7%	
No	71%	100%	80%	67%	66%	69%	72%	71%	
No Response	16%	0%	20%	0%	27%	20%	24%	22%	
Bid specifications too rigid									
Yes	14%	0%	0%	0%	11%	12%	7%	10%	
No	61%	100%	60%	67%	60%	61%	68%	65%	
No Response	25%	0%	40%	33%	29%	27%	25%	25%	
Limited time given to prepare bid package or quote									
Yes	14%	0%	0%	33%	7%	11%	10%	10%	
No	61%	100%	80%	67%	67%	64%	65%	65%	
No Response	25%	0%	20%	0%	26%	25%	25%	25%	
Limited information received on pending projects									
Yes	27%	0%	0%	0%	6%	17%	7%	12%	
No	50%	100%	80%	100%	70%	60%	69%	65%	
No Response	23%	0%	20%	0%	24%	23%	24%	23%	
Knowledge of contracting policies and procedures									
Yes	15%	0%	0%	0%	7%	11%	4%	7%	
No	62%	100%	80%	100%	67%	65%	72%	69%	
No Response	23%	0%	20%	0%	26%	24%	24%	24%	
Lack of experience									
Yes	7%	0%	40%	33%	1%	6%	2%	4%	
No	72%	100%	40%	67%	74%	72%	78%	75%	
No Response	21%	0%	20%	0%	25%	22%	20%	21%	
Lack of personnel									
Yes	4%	0%	20%	33%	6%	6%	3%	4%	
No	74%	100%	60%	67%	70%	72%	77%	75%	
No Response	22%	0%	20%	0%	24%	22%	20%	21%	
Contract too large									
Yes	15%	0%	20%	0%	13%	14%	3%	7%	
No	63%	100%	60%	100%	61%	63%	74%	70%	
No Response	22%	0%	20%	0%	26%	23%	23%	23%	
Contract too expensive to bid									
Yes	17%	0%	20%	0%	7%	13%	1%	6%	
No	60%	100%	60%	100%	64%	63%	76%	70%	
No Response	23%	0%	20%	0%	29%	24%	23%	24%	
Double standards for inspections led to exclusion from future contracts									
Yes	10%	0%	20%	0%	6%	8%	1%	4%	
No	60%	100%	60%	67%	69%	64%	76%	71%	
No Response	30%	0%	20%	33%	25%	28%	23%	25%	

Source: MGT Telephone Survey of Businesses in October 2005.

As noted in Section 6.2, over half of the survey participants represented non-M/WBEs, and the non-M/WBEs were more established firms. These firms may benefit from their years of experience, which yield greater familiarity with the City's procurement processes and a broader list of contacts within City government. This experience may translate into greater success in doing business with the City and therefore fewer complaints. Conversely, more M/WBEs participated in the focus groups, face-to-face interviews, and public hearing. These firms may not have reaped benefits to the same degree as non-M/WBEs, and therefore may be more likely to share their perceptions as to why they have not been successful.

From the telephone survey, we noted that 12 percent of the participant firms believed that insufficient information about upcoming procurement needs was a hindrance to their ability to do business with the City of Columbia. We noted that M/WBEs were more likely than non-M/WBEs to believe that the flow of information—or lack thereof—was problematic.

Seventeen percent (17%) of M/WBEs responded “yes” when asked if limited information received on pending projects was a problem. Over one-fourth of African American-owned firms participated in the telephone survey concurred, representing the largest business owner group with concerns about the flow of information on upcoming bid/proposal opportunities. Among M/WBEs, woman-owned firms shared similar concerns, but with 6 percent responding in the affirmative, there was a noticeable difference in the perception of the problem as compared to African-American respondents. Seven percent (7%) of non-M/WBEs felt that the lack of information about upcoming opportunities was problematic.

Ten percent (10%) of all firms believed that bid specifications were too rigid. Ten percent also felt that their firm had limited time to prepare bids or quotes. Of the 13 issues presented in the survey, bid specifications and “limited time given to prepare package or quote” were the second most frequent complaints of respondents. The survey showed the following distribution of “yes” responses:

Bid Specifications Too Rigid

- 14% of African Americans;
- 11% of women; and
- 7% of non-M/WBEs.

Limited Time to Prepare Bid Package or Quote

- 14% of African Americans;
- 7% of women; and
- 10% of non-M/WBEs.

Four other areas from the telephone survey were of note, mainly due to the slightly higher rate of affirmative responses by M/WBEs. There were significant differences in the perceptions of M/WBEs and non-M/WBEs in areas that non-M/WBEs were less likely to view as barriers to doing business. Those concerns were access to financing (14% of M/WBEs responded affirmatively); size of contract (14% of M/WBEs); cost to do the contract (13%); and bonding requirements (13%).

6.2.2 Experiences as a Subcontractor

Ninety-two (92) of the 400 survey participants (23%) indicated that they had performed work as a subcontractor on City projects. M/WBEs represented half of the subcontractors polled in the telephone survey (50 of 92 firms). Among the M/WBE subcontractors were 24 African American-owned firms, 24 woman-owned firms, 1 Asian American firm and 1 Native American firm. No Hispanic American-owned subcontractors participated in the telephone survey.

Based on the responses presented in **Exhibit 6-4**, we identified the four complaints voiced most frequently by subcontractors. The issues were:

- instances where the subcontractor provided a bid or quote to a prime contractor and received no response;
- concerns about being dropped from a project after the prime contractor received the contract award, although the subcontractor was an integral part of the prime contractor's submission packet to the City;
- a feeling of being held to a higher standard than other subcontractors; and
- occurrences where the subcontractors completed the work to be performed only to experience delays in receiving payment from the prime contractor.

Provided Bid/Quote, No Response

Forty percent (40%) of all subcontractors that participated in the telephone survey cited instances where bids or quotes were submitted to a prime contractor on an upcoming City contract with no follow-up from that prime contractor as to the status or disposition of the subcontractor's submission. For the reader's clarification, these instances refer to prime contractor solicitations of the subcontractors versus unsolicited submissions by the subcontractors. Over half of the subcontracting firms owned by African Americans cited instances of this occurrence. Also, one-third of the woman-owned subcontractors shared that sentiment, as did 36 percent of the non-M/WBE subcontractors. Although the participation by Native American-owned subcontractors was limited, the sole participant concurred that this was a problem in doing business with the City of Columbia as a subcontractor.

Dropped from the Project After Prime Contract Award

As with the immediately preceding discussion, forty percent (40%) of all subcontractors that participated in the telephone survey complained of being dropped from a City project after award of the contract to a prime contractor. This problem was mentioned by 48 percent of non-M/WBEs, whereas 34 percent of M/WBEs complained about this issue. Thirty-eight percent (38%) of the African American-owned subcontractors and 33

**EXHIBIT 6-4
CITY OF COLUMBIA
TELEPHONE SURVEY
EXPERIENCES AS SUBCONTRACTOR**

Experience as a Subcontractor	Race/Ethnicity or Gender of Business Owner						Total M/WBE	Non-M/WBE	TOTAL
	African American	Hispanic American	Asian American	Native American	Woman				
# responses	24	0	1	1	24	50	42	92	
Provided bid/quote, no response:									
Yes	54%	0%	0%	100%	33%	44%	36%	40%	
No	46%	0%	100%	0%	38%	42%	54%	48%	
No Response	0%	0%	0%	0%	29%	14%	10%	12%	
Asked to be a front for a non-minority firm									
Yes	8%	0%	100%	0%	4%	8%	7%	7%	
No	92%	0%	0%	100%	67%	78%	79%	79%	
No Response	0%	0%	0%	0%	29%	14%	14%	14%	
Pressured to lower quote or bid									
Yes	25%	0%	0%	0%	21%	22%	19%	21%	
No	71%	0%	100%	100%	50%	62%	76%	68%	
No Response	4%	0%	0%	0%	29%	16%	5%	11%	
Paid less than negotiated amount in contract:									
Yes	25%	0%	0%	0%	8%	16%	12%	14%	
No	75%	0%	100%	100%	63%	70%	79%	74%	
No Response	0%	0%	0%	0%	29%	14%	9%	12%	
Dropped from the project after prime contract award:									
Yes	38%	0%	0%	0%	33%	34%	48%	40%	
No	54%	0%	100%	100%	33%	46%	48%	47%	
No Response	8%	0%	0%	0%	34%	20%	4%	13%	
Completed the job, payment delayed:									
Yes	25%	0%	0%	100%	17%	22%	29%	25%	
No	71%	0%	100%	0%	54%	62%	64%	63%	
No Response	4%	0%	0%	0%	29%	16%	7%	12%	
Completed the job, never paid:									
Yes	25%	0%	0%	0%	17%	20%	20%	20%	
No	75%	0%	100%	100%	54%	66%	72%	69%	
No Response	0%	0%	0%	0%	29%	14%	8%	11%	
Performed different and less work than specified:									
Yes	33%	0%	0%	0%	17%	24%	17%	21%	
No	58%	0%	100%	100%	54%	58%	70%	64%	
No Response	9%	0%	0%	0%	29%	18%	13%	15%	
Held to higher standards than other subs:									
Yes	33%	0%	0%	0%	29%	30%	33%	32%	
No	63%	0%	100%	100%	42%	54%	56%	55%	
No Response	4%	0%	0%	0%	29%	16%	11%	13%	
Not paid as specified in the contract or payment schedule:									
Yes	38%	0%	0%	0%	17%	26%	17%	22%	
No	58%	0%	100%	100%	50%	56%	72%	63%	
No Response	4%	0%	0%	0%	33%	18%	13%	16%	
Untimely release of retainage:									
Yes	22%	0%	0%	0%	7%	14%	8%	11%	
No	59%	0%	100%	0%	56%	58%	84%	70%	
No Response	23%	0%	0%	100%	32%	28%	11%	21%	
Design-build format puts project out of reach for my company:									
Yes	21%	0%	0%	0%	8%	14%	7%	11%	
No	58%	0%	100%	0%	58%	58%	83%	70%	
No Response	21%	0%	0%	100%	34%	28%	10%	19%	

Source: MGT Telephone Survey of Businesses in October 2005.

percent of the woman-owned subcontractors cited instances of this occurrence on City projects. This category was the one subcontractor complaint where the level of non-MWBE affirmative responses exceeded M/WBE affirmative responses by the greatest margin.

Held to Higher Standards Than Other Subcontractors

Roughly one-third of all subcontractors believed that their firms had been held to higher standards than other subcontractors on City projects. Although there was some variation, **Exhibit 6-4** shows that roughly one in three firms in each business owner category complained about this issue (i.e., African Americans – 33%, WBEs – 29%, non-M/WBEs – 32%).

Completed the Job – Payment Delayed

One in four firms stated that they had experiences as a subcontractor where their firm completed work on time only to experience delays in payment from the prime contractor. Affirmative responses came from African American subcontractors (25%), woman-owned firms (17%), and nonminority firms (29%).

6.2.3 Discrimination

Six percent (6%) of the participating firms indicated that they had experienced discrimination in their business dealings with the City. Of those firms that noted discriminatory experiences, respondents were more likely to cite verbal comments assailing the hearer's race made by persons other than representatives of the City. Survey participants indicated that the comments were more frequent in the pre-contract award time period. **Exhibit 6-5** shows the results of this inquiry.

6.3 Personal Interview Results

Most firms that participated in the personal interviews were incorporated businesses (52 of 76 firms). Additionally, 18 sole proprietors consented to be interviewed, as did six partnerships. Interviewees represented equipment suppliers (26), operational services firms (18), firms that provided other services (15), and construction/architectural and engineering firms (17).

Fifty-one (51) of the business owners or representatives had some college training or had completed college. Seventeen (17) individuals listed high school, or some high school education, as the highest level of education attained. Two were trade school graduates. Six interviewees chose not to answer the question as to the highest level of education.

**EXHIBIT 6-5
CITY OF COLUMBIA
TELEPHONE SURVEY
DISCRIMINATION**

Demographic	Race/Ethnicity or Gender of Business Owner							Total
	African American	Hispanic American	Asian American	Native American	Woman	Total M/WBE	Non-M/WBE	
Part A: Frequency of Discrimination								
Experienced discrimination due to race, ethnicity or gender of the owner since 2001?								
Yes	17%	0%	20%	0%	3%	11%	2%	6%
No	78%	100%	80%	100%	94%	85%	96%	91%
No Response	5%	0%	0%	0%	3%	4%	2%	3%
Number of Respondents	92	1	5	3	70	171	229	400
Part B: Profile of Discrimination								
<i>Source of discrimination</i>								
City of Columbia	7	0	0	0	1	8	1	9
Other Entity	13	0	1	0	1	15	4	19
<i>Total</i>	20	0	1	0	2	23	5	28
<i>Form of discrimination</i>								
Verbally	10	0	1	0	0	11	1	12
Written	1	0	0	0	1	2	1	3
By action	6	0	0	0	1	7	1	8
<i>Total</i>	17	0	1	0	2	20	3	23
<i>Basis of discrimination</i>								
Owner's Race/Ethnicity	16	0	1	0	1	18	3	21
Owner's Gender	1	0	0	0	1	2	0	2
Time in Business	0	0	0	0	0	0	0	0
<i>Total</i>	17	0	1	0	2	20	3	23
<i>Time of occurrence</i>								
Pre-contract	7	0	0	0	1	8	2	10
Post-contract	7	0	0	0	1	8	0	8
<i>Total</i>	14	0	0	0	2	16	2	18

Source: MGT Telephone Survey of Businesses in October 2005.

Twenty-one (21) business owners stated that they had between 11 and 20 years' direct experience in their current line of business. Another 20 business owners had 21 to 30 years' experience. In descending order, other interviewees reported the following years of direct experience:

- ten business owners reported 41 to 50 years experience;
- nine business owners reported 31 to 40 years experience;
- eight business owners reported 5 years or less;
- four owners reported 6 to 10 years experience;
- two owners reported 50 years or more; and
- two interviewees did not respond to this question.

Exhibit 6-6 presents the firm size distribution for the personal interview candidates measured by number of employees and revenues generated in 2004.

**EXHIBIT 6-6
CITY OF COLUMBIA
PERSONAL INTERVIEW CANDIDATES
SIZE OF BUSINESS**

Demographic	Race/Ethnicity or Gender of Business Owner						
	African American	Hispanic American	Asian American	Native American	Woman	Total M/WBE	Total Non-M/WBE
<i>Number of Full-Time Employees</i>							
0 to 10	13	0	0	0	4	17	31
11 to 25	1	0	1	0	3	5	12
26 to 50	2	0	0	0	1	3	4
51 to 100	0	0	0	0	0	0	2
Over 100	0	0	0	0	0	0	1
No Response	0	0	0	0	0	0	1
<i>Gross Revenues</i>							
\$50,000 or less	3	0	0	0	1	4	1
\$50,000 but less than \$100,000	5	0	0	0	0	5	3
\$100,000 but less than \$300,000	2	0	0	0	1	3	8
\$300,000 but less than \$500,000	0	0	0	0	1	1	4
\$500,000 but less than \$1 million	1	0	0	0	0	1	8
\$1 million but less than \$3 million	3	0	1	0	2	6	9
\$3 million but less than \$5 million	0	0	0	0	1	1	2
\$5 million but less than \$10 million	0	0	0	0	0	0	4
Over \$10 million	1	0	0	0	1	2	3
Not Available/No Response	1	0	0	0	0	1	10

Source: Personal Interviews Conducted in September and October 2005

In addition to the demographic data presented above, 14 firms were established in 1970 or earlier; five firms were established between 1971 and 1980; 20 firms were established between 1981 and 1990; 26 firms were established between 1991 and 2000; and nine firms were established since 2001. Two interviewees declined to answer our question as to the length of time of business operations.

6.3.1 Business Owner Perceptions and Complaints

This section presents perceptions of business owners and representatives and complaints that were shared during the personal interviews. We grouped the comments into general categories for the reader's ease.

- **Obstacles in the Procurement Process:** *This section addresses problems incurred in attempts to comply with the requirements of the procurement process. Sometimes purchasing policies, procedures, and practices create unintended barriers that impact the ability of the firms to secure contracts.*
 - An African American female business-owner of a service firm was generally pleased with her experiences doing business with the City. She stated that, “If it weren't for the calls that I have received, I would not have been in a position to bid on an event. I have always gotten good results from everyone I come into contact with.”
 - The owner of a non-M/WBE construction-related firm opined that the City should provide e-mail addresses so that his firm can contact staff of the City. He would also like for the City to work more often with local merchants as opposed to awarding contracts to out-of-state agencies.
 - The owner of a WBE equipment and supplies firm stated that her business would be helped by knowing the person in each department who is responsible and authorized to make purchasing decisions.
 - A white male-owned business supply firm believed that not receiving “the bid list” (presumably a listing of upcoming opportunities with the City) was a major impediment to doing business with the City.
 - A similar feeling was expressed by the African American owner of an equipment and supplies firm who felt that the City could “improve the procurement and selection process by providing more information and easier access to its Internet Web site.”
 - The owner of a non-M/WBE firm complained that “City personnel have not been helpful when presented with questions about the procurement process.” His feeling was that limited information is available after requests are made to City officials by potential providers. “[They] always pretend you don't exist and that they are too busy. It is a waste of time to bid if the same vendor continues to win. [The successful vendor told me] that [I] would never win and the City told [me] that the successful vendor would not be dropped unless he doesn't perform.”

- A white male business owner stated that “the City has never explained why we did not get the business.” This business owner believed that the lack of information was an obstacle to his success in doing business with the City.
- Another white male business owner bluntly stated that “City personnel are rude and not helpful at all. They don’t send the information in order for me to bid.”
- **Restrictive Selection Processes:** *This section addresses firm selection processes that eliminate or restrict competition for City projects that favor larger companies to the detriment of small, minority and woman-owned firms.*
 - A non-M/WBE business owner felt that his firm was not in position to bid on bigger jobs. He said that he would like more information and help in obtaining bigger contracts. He also believed that the “City seems to discount or discard small companies and make contract awards to large companies.”
 - An African American owner said, “The biggest problem I have with the City is that they have small firms competing with large, majority-owned firms. We can’t compete with those big firms because they buy in large volume. That’s why we were unsuccessful in getting business during this period. The City’s process has been very unfair and biased. A lot of it is geared toward friendship rather than based on providing good services. It’s still based on the good ol’ boy system and they do not want to change.”
- **“The Good Ol’ Boy Network”:** *This section discusses the perceived advantages and preferences realized by nonminority male-owned firms.*
 - Two African American business owners observed that there is an informal network of firms built on generational connections that regularly do business with the City. One business owner commented further that he “does not socialize or fraternize in the social club or homes” so his firm “will not be a part of this loop.”
 - A white male business owner agreed that there is an informal network of firms that regularly win contracts from the City. He said, “People like to deal with persons they are comfortable in dealing with for a specific job. Favorites get the business.”
- **Favoritism:** *This section discusses the perception that some firms are given advantages over other firms.*
 - An African American female owner of a publishing company was of the opinion that there are preferred vendors that are “brought

in to do work for the City.” She was not sure if the preference was based on relationships or knowledge of the business, but she was convinced that preferences existed in City contracting practices.

- Two owners of non-M/WBEs believed that the City’s contacting preferences were directed more toward M/WBEs. One business owner said that the City seems to cater to minority- and woman-owned businesses. And, “Being minority, they get viewed differently. They expect more from them because they are minority.” The second business owner said, “The City favors minority- and woman-owned business enterprises. [This] firm was the low bidder on four or five City projects but the award was made to a minority firm that was within 10 percent of the low bid. In some cases, small, minority-, or woman-owned business enterprises receive [some] City jobs [although] they are not as qualified. Sometimes, they are not able to complete the job they win.”
 - The business owner of a non-M/WBE strongly believed that the City’s selection process was unfair. He told us “it is not what the price is, it is who you know. The three-quote process is not being adhered to. The selection process is not fair at all.” He thought “the City should have a trained and experienced procurement officer” who is held accountable for the City procurement process. He also said, “[This] company has suffered reverse discrimination due to quotas [utilized] by the City. We have lost business that went to a minority.’
- **Stereotypical Attitudes:** *This section addresses the negative perception of the actions and behavior of others towards minorities and women based upon preconceived notions.*
- A white male owner of a construction firm stated that most general contractors are less likely to use minority firms in private work because “so many firms don’t have good credit [and] many don’t have up-to-date equipment.”
 - A white female owner of a construction firm simply stated that some firms prefer to do business with male-owned firms versus female-owned firms.
 - The African American owner of a construction management firm felt that one problem his firm faced was “convincing the prime that we are capable to do the work.”
- **Procurement Participation Programs:** *This section addresses the effectiveness of City programs to facilitate M/WBE participation in City contract awards and reactions to those programs.*

- An African American business owner quoted earlier in the section on stereotypical attitudes also commented on the City’s procurement participation programs. He said that the City has made attempts to encourage bids by inviting potential “vendors to come in and meet with officials and prospective agents of the city agencies. Also, the City has made attempts at prime/sub pairing and matching. Without M/WBE goals, primes would not be conscious of the disparities.”
 - An African American woman business owner believed that it is very unlikely, or less likely, that primes would use small, minority, or woman-owned businesses if there were no M/WBE goals.
 - An African American owner of an operational services firm commented favorably about the “Make Me A Match” networking/matchmaking event. He observed, though, that there is a general lack of knowledge as to what should be done in order for M/WBEs to successfully compete for City projects. In his case, his few attempts to do business with the City had been unsuccessful.
 - Another African American business owner believed that the City needs to present more forums to minority businesses that address steps firms should take to be more successful in winning City contracts.
 - An Asian American owner of a professional services firm said, “For large City projects, the City should emphasize the use of local M/WBE firms rather than M/WBE firms in general. Consulting firms have brought firms in from out of town claiming to meet goals. Not sure if the firms are bona fide M/WBE. Even so, this practice does not benefit the local economy.”
 - The owner of a non-M/WBE construction services firm indicated that certain jobs are awarded to minority contractors that are not put out for bid. “The City calls minority contractors and lets them price a project and do the work instead of putting it out to public bid. Low bid should win the project.”
 - Another white male business owner commented that the City’s requirement to use minority subcontractors sometimes prevents his company from bidding.
- **Fear of Retaliation:** *This section addresses concerns that firms have about voicing complaints to authority figures in City government.*
- An African American business owner lodged a complaint in 1999 and told us that his firm “is just getting work again on a consistent basis this year.”

- An African American female business owner said that she did not voice complaints because she fears retaliation against her company and wants to be politically correct. She does not want to be labeled as a complainer.
- A white male business owner said that he fears retaliation because of the perception of a good ol' boy network and feels that the City already considers him to be a redneck.

6.4 Focus Group Results

Focus groups were conducted for the disparity study on July 28, 2005, and August 4, 2005. Twelve persons attended the July 28th session and 18 attended the August 4th session. Our subcontractor used the same facilitator for both sessions for consistency. Several issues were discussed during the 1-½ hour sessions. Below is a summary of concerns expressed most frequently by participants.

July 28, 2005

- Generally, there was a feeling that the City does not notify firms of receipt of bids and proposals for City solicitations. Also, firms are not made aware of the winning bid or quote. This information would help firms that were unsuccessful to be more competitive on future offerings.
- Participants did feel that the City's culture was becoming more customer service-oriented, and this was viewed favorably by the attendees.
- Attendees complained that small firms must invest significant time and resources to pursue City contract opportunities. They expressed a desire for a less complex bid and quote submission process. Few specifics were provided as remedies, though.
- There were complaints about the City's slow payment process for completed work.
- Some attendees expressed concerns about the City's selection of vendors to perform work. Some vendors believed that the City too often selects "inept" firms who are incapable of performing the task at hand.
- The City's Office of Business Opportunity was cited as being very helpful and "a good start for women and minority businesses." In other words, it was felt that M/WBEs were able to access services through this office that aided their pursuit of City contracts.
- Firms were complimentary about the "Make Me A Match" networking forum.

- Firms were not happy about a perception that the City awards a large number and dollar volume of contracts to firms outside of Columbia.
- Some felt that the “low bid” requirement had a disproportionately adverse impact on small, minority, and woman-owned firms that could not effectively compete against larger and majority-owned firms in the low bid environment.
- Several comments were made about the City’s procurement staff. Desires were expressed for staff to be better trained about the City’s procurement processes. There was also a desire for more management accountability with regards to the inclusion of M/WBEs in the City’s procurement awards. Some focus group attendees suggested that M/WBE participation be included as part of the City’s evaluation criteria for managers with purchasing authority.

August 4, 2005

- Attendees voiced concerns about firms that were awarded long-term contracts by the City, which was viewed as a barrier to entry for new vendors.
- Favorable comments were expressed in this session as well about the “Make Me A Match” forum.
- Some business representatives believed that the City caters to larger companies that can assume greater liability and survive with a lower profit margin. This perceived tendency was considered to be a hindrance to smaller firms less able to perform on larger contracts.
- There was feeling that the City should provide notification of the receipt of bid/proposal submissions and also notify proposers of the contract awards.
- Compliments were expressed about the work and staff of the Office of Business Opportunity.
- Several comments were made about inaccuracies in the supporting documents for the City’s requests for proposals. Some attendees suggested that the City “check RFPs for accuracy and typing errors to avoid confusion.” Also, at least one participant said the City should “have experts assist in the development of RFPs for clarity in the requirements.”
- More time was requested in which to respond to requests for proposals.
- Some attendees asked for the establishment of a procurement review board to hear complaints and provide administrative relief to firms that were aggrieved.

6.5 Public Hearing Results

During the public hearing, several points were made as to hindrances firms had faced while attempting to do business with the City. Many of those issues were addressed earlier in this chapter so they are not repeated in detail in this section. The main points expressed most frequently by attendees are highlighted below.

- Some participants expressed a desire for more information regarding the steps and processes to be followed in order to compete successfully for business with the City.
- Other business owners and representatives shared stories of receiving incorrect information when inquiring about doing business with the City. They also complained about the complexity of the procurement process.
- The “Make Me A Match” forum was positively received by speakers at the public hearing, and the Office of Business Opportunity was complimented on its outreach efforts to include M/WBEs in the City contract awards.
- There were some requests, though, for the City to provide additional assistance to promote small businesses and provide referrals for firms that have performed satisfactorily on City jobs.
- Some businesses also voiced concern about bonding requirements on City projects and their inability to meet those requirements, which in turn prevented them from successfully competing for City contracts.

6.6 Concerns from Business and Trade Associations

Our interviews with representatives from local business and trade associations focused on issues that had been voiced by members of the respective organizations. We also solicited suggestions for improving the ways and methods the City uses to include M/WBEs in the procurement processes as prime contractors and subcontractors.

One organization commented that the “City has gone out of its way to reach out to small and women and minority businesses.” However, there was a feeling that “City employees don’t understand the procurement process” and that “communication [with potential vendors] could be improved.” Issues that were noted as major obstacles to M/WBEs included insufficient access to capital, lack of knowledge about running a business, inability to find qualified employees, and regulations that inhibit business growth (note: no specific examples were provided and the commenter did not clarify if the regulations were local, state, or federal).

In another setting, we were told of a study performed by a local institution of higher learning that reportedly concluded that the City should conduct customer relations training to improve its interaction with the public and the public’s perception of the City.

We were not able to obtain a copy of the purported study, so our inclusion of the comment is presented anecdotally. The interviewee in this case was of the opinion that there is a lack of management control of City employees and that this contributes to the City's negative image in the business community.

We heard complaints from the representative of a local association about the City's tendency to delay payments to contractors. We were told that the process is delayed because there are too many levels of approval required to issue payment. He said, "there are too many sign-offs." Other suggestions made during this interview included the establishment of a permanent S/MWBE Council to oversee participation and hear complaints from business, and additional programs/forums that address steps that businesses should follow to do business with the City.

6.7 Conclusions

Overall, the anecdotal findings show a perception that small, minority, and woman-owned firms face greater difficulty than larger and majority-owned firms in their attempts to do business with the City. Issues include insufficient and sometimes incorrect information about upcoming procurements; insufficient time to respond to requests for bids and proposals; less than satisfactory responses from City employees to questions about submitted bids and proposals; and underutilization of available technology to communicate with businesses about City procurement opportunities. Subcontractors on City projects complained of lack of responsiveness from prime contractors about the status of submitted quotes; being dropped from projects after the prime contractor won the award from the City; and being held to higher standards than other subcontractors. Both prime contractors and subcontractors complained about delays in payment for completed work. Several firms and stakeholders also expressed a lack of knowledge about the City's procurement processes and what the City can and cannot do to help firms do business. There was also some concern about the need for greater advocacy to help firms do business, a medium to voice complaints without fear of retaliation, and sufficient authorization to effect changes to help develop and grow local S/MWBEs.

**7.0 PRIVATE SECTOR
UTILIZATION AND
DISPARITY ANALYSIS**

7.0 PRIVATE SECTOR UTILIZATION AND DISPARITY ANALYSES

This chapter reports two sets of analyses pertaining to minority and woman-owned business enterprise (M/WBE) utilization and availability in the City of Columbia's private sector marketplace. The first analysis examined M/WBE utilization and availability in the local market area's private commercial construction industry to determine disparities in M/WBE utilization at both the prime contractor and subcontractor level. Once the record of private sector utilization was established, we were also able to compare rates of M/WBE and non-M/WBE utilization in the private sector to their utilization by the City of Columbia (referred to as City or Columbia) for public sector construction procurement.

The second analysis delved more deeply into the dynamics of the marketplace to determine their impact on M/WBE competitiveness. This analysis examined the effects of race/gender/ethnicity on business formation and earnings to test the hypothesis that M/WBEs are treated differently than majority-owned firms when attempting to create and conduct business in the Columbia marketplace.

The presentation of Chapter 7.0 is organized as follows:

- 7.1 Methodology – Private Sector Commercial Construction Analysis
- 7.2 Collection and Management of Data
- 7.3 Private Sector Utilization Analysis by Race/Gender/Ethnicity of Business Ownership for Construction Prime Contractors and Subcontractors
- 7.4 Private Sector Availability Analysis by Race/Gender/Ethnicity of Business Ownership for Construction Prime Contractors and Subcontractors
- 7.5 Analysis of Disparities in Private Sector Utilization by Race/Gender/Ethnicity of Business Ownership for Construction Prime Contractors and Subcontractors
- 7.6 Comparison of the City of Columbia's Utilization of M/WBE Contractors with M/WBE Utilization in the Private Sector
- 7.7 Analysis of Race/Ethnicity/Gender Effects on Self-employment Propensity and Earnings
- 7.8 Self-employment Rates and Earnings as an Analog of Business Formation and Maintenance
- 7.9 Self-employment Rates and Earnings: Research Questions, Statistical Model, and Methodology
- 7.10 Results of the Self-employment Analysis

7.11 Summary of Self-employment Analysis Findings

7.12 Conclusions

7.1 Methodology – Private Sector Commercial Construction Analysis

This section describes MGT’s methodology for the collection of data and the calculation of the City’s relevant market area as the basis for our analysis of private sector utilization of minority-, woman-, and nonminority-owned firms and their availability.

7.1.1 Private Sector Analysis – Rationale

In *Croson*, the Court established that a “municipality has a compelling government interest in redressing not only discrimination committed by the municipality itself, but also discrimination committed by private parties within the municipality’s legislative jurisdiction, so long as the municipality in some way participated in the discrimination to be remedied by the program.”¹ This argument was reinforced by the Court of Appeals decision in *Adarand*, concluding that there was a compelling interest for a municipal DBE program, based primarily on evidence of private sector discrimination.² According to this argument, discriminatory practices found in the private sector marketplace may be indicative of government’s passive or, in some cases, active participation in local discrimination. To remedy such discrimination, *Croson* provided that government “can use its spending powers to remedy private discrimination, if it identifies that discrimination with the particularity required by the Fourteenth Amendment.”³

The purpose of a private sector analysis is to evaluate the presence or absence of discrimination in the private sector marketplace, and to determine if there is evidence to support anecdotal comments from Chapter 6.0 regarding difficulties M/WBEs have in securing work on private sector projects. In the analysis, passive discrimination was examined in a disparity analysis of the utilization of M/WBE construction subcontractors by majority prime contractors on non-City funded projects in the City of Columbia construction market. A comparison of public sector M/WBE utilization with private sector utilization enables an assessment of the extent to which majority prime contractors have tended to hire M/WBE subcontractors only to satisfy public sector requirements. Thus the following questions are addressed:

- Are there disparities in utilization of M/WBEs as prime contractors for commercial, private sector construction projects relative to their availability in the relevant market area?
- Are there disparities in utilization of M/WBEs as subcontractors for commercial, private sector construction projects relative to their availability in the relevant market area?

¹ *Croson*, 488 U.S. 46, 109 S.Ct. at 720-21, 744-45.

² *Adarand v. Slater*, 228 F.3d 1147 (10th Cir 2000).

³ See *Richmond v. Croson*, 488 U.S. 492 (1989).

- To what extent are M/WBE subcontractors utilized for City of Columbia projects also utilized in private sector construction projects?

7.2 Collection and Management of Data

MGT investigated two sources of data for its private sector analysis: (1) building permit data provided by the City of Columbia for commercial construction projects permitted during the period of the study and (2) data provided by Reed Construction Data Corporation. The value in examining building permits is that it offers the most complete and up-to-date record of actual construction activity undertaken in the relevant market area. However, to corroborate findings, MGT also analyzed Reed Construction Data, which gathers information on both general construction and civil engineering projects in a given market area at both the prime contractor and subcontractor level.⁴

The City's Development Services Department transmitted building permit data electronically to MGT in an Excel spreadsheet format. To isolate only commercial construction projects as the focus of analysis, public sector and residential building permit records were eliminated. Building permit data provided to MGT included the following data fields:

- Permit number
- Contractor name
- Contractor number
- Contractor address, including city, state, and mailing ZIP codes
- Description of project activities
- Project work-type category
- Estimates of the costs of permitted activity

7.2.1 Determining Race, Ethnicity, and Gender of Business Ownership for Vendors Issued Building Permits by the City of Columbia

Since neither building permit data nor Reed data contain contractor race, ethnicity, and gender information, MGT was able to appropriate information contained in its Master Vendor Database (described in Chapter 4.0, Section 4.1.3) to conduct a vendor match procedure identifying vendors in the building permit database for whom race, ethnicity, and gender information was provided previously by the City.

7.2.2 Market Area Methodology

The private sector analysis for building permits was based on the determined relevant geographic market area for public construction (described in Chapter 4.0), which included Richland County, SC; Kershaw County, SC; Lexington County, SC; Saluda County, SC; Newberry County, SC; Fulton County, GA; Chesterfield County, SC;

⁴ Data from Reed Construction Data (RCD) were also reviewed but proved to be incomplete for this analysis. Although RCD's subcontractor data was incomplete and unusable, Reed's prime contracting data was sufficient for a prime contractor analysis. Results from the prime contractor and subcontractor analysis are summarized briefly in this chapter. Detailed exhibits are presented in **Appendix C**.

Charleston County, SC; Tuscaloosa County, AL; Sumter County, SC, Duval County, SC; Anderson County, SC; and Greenwood County, SC.

The private sector analysis for RCD data was based on the local market area for the City, which included Richland County, SC; Kershaw County, SC; Lexington County, SC; Saluda County, SC; Newberry County, SC; Chesterfield County, SC; Charleston County, SC; Sumter County, SC, Duval County, SC; Anderson County, SC; and Greenwood County, SC.

7.2.3 Availability (Vendor) Data Collection

Once counties circumscribed by the City's determined relevant market area⁵ were identified, MGT ascertained M/WBE availability by determining the availability of M/WBEs within these counties as reported by the U.S. Census.

7.2.4 M/WBE Classifications and Business Categories

In Chapter 4.0, the five M/WBE classifications described—African American, Hispanic American, Asian American, Native American, and nonminority women—were used as the basis of our private sector analysis of utilization and disparity. However, for the business category analysis, findings reported in this chapter deal only with private sector construction for two reasons: (1) building permit data, by its nature, pertains only to construction activities, which is also the category for which data tends to be most extensive and reliable, and (2) in the courts, historically, construction activity in a given jurisdiction has been scrutinized more than any other business category because in both public and private sector business activity, it tends to be the most financially lucrative in terms of its impact on a local economy, and because the courts have asserted that jurisdictions have a “compelling interest” to advance M/WBE business interests in their local markets. Accordingly, for the analysis, the data were classified according to two categories of construction contractor—prime contractors and subcontractors—based on the building permit type data field

7.3 Utilization Analysis

Section 7.3 reports findings from the analysis of the utilization of M/WBE and non-M/WBE firms in Columbia's private sector commercial construction market.

7.3.1 Prime Contracts

Exhibit 7-1 reports permits for the three-year study period totaling \$500 million for prime commercial construction, of which nonminority male-owned firms accounted for \$486 million (97.14%). Total M/WBE projects were valued at \$14.3 million, representing 2.86 percent of project values, all of which was accounted for by African American prime

⁵ The availability of firms was based on the determined relevant geographic market area for public construction (described in Chapter 4.0), which included Richland County, SC; Kershaw County, SC; Lexington County, SC; Saluda County, SC; Newberry County, SC; Fulton County, GA; Chesterfield County, SC; Charleston County, SC; Tuscaloosa County, AL; Sumter County, SC, Duval County, SC; Anderson County, SC; and Greenwood County, SC.

contractors. The mean permit value for M/WBEs was \$1,100,969.77 and \$505,447.06 for nonminority male-owned firms.

Exhibit 7-2 reports private commercial M/WBE prime contractor utilization by number of permits and number of unique vendors receiving permits. Of M/WBE firms, six African American firms (1.3 percent of all vendors permitted) were issued permits for 13 projects, accounting for less than 1 percent of all permitted projects.

**EXHIBIT 7-1
CITY OF COLUMBIA
BUILDING PERMIT DATA FOR PRIVATE SECTOR
UTILIZATION ANALYSIS OF PRIME CONTRACTORS
IN THE CITY OF COLUMBIA'S RELEVANT MARKET AREA
DOLLARS AND PERCENTAGE OF TOTAL DOLLARS
BY RACE/ETHNICITY/GENDER CLASSIFICATION
JULY 1, 2002, THROUGH JUNE 30, 2005**

Fiscal Year	African Americans		Hispanic Americans		Asian Americans		Native Americans		Nonminority Women		M/WBE Subtotal		Non-M/WBE Firms		Total Construction Values
	\$	% ¹	\$	% ¹	\$	% ¹	\$	% ¹	\$	% ¹	\$	% ¹	\$	% ¹	\$
2003	\$110,689.00	0.07%	\$0.00	0.00%	\$0.00	0.00%	\$0.00	0.00%	\$0.00	0.00%	\$110,689.00	0.07%	\$156,778,700.28	99.93%	\$156,889,389.28
2004	\$712,000.00	0.57%	\$0.00	0.00%	\$0.00	0.00%	\$0.00	0.00%	\$0.00	0.00%	\$712,000.00	0.57%	\$125,088,146.00	99.43%	\$125,800,146.00
2005	\$13,489,918.00	6.19%	\$0.00	0.00%	\$0.00	0.00%	\$0.00	0.00%	\$0.00	0.00%	\$13,489,918.00	6.19%	\$204,318,197.00	93.81%	\$217,808,115.00
Total	\$14,312,607.00	2.86%	\$0.00	0.00%	\$0.00	0.00%	\$0.00	0.00%	\$0.00	0.00%	\$14,312,607.00	2.86%	\$486,185,043.28	97.14%	\$500,497,650.28

Source: Building permit data provided by the City of Columbia.

¹ Percentage of total construction valuation dollars awarded annually to prime contractors.

**EXHIBIT 7-2
CITY OF COLUMBIA
BUILDING PERMIT DATA FOR PRIVATE SECTOR
UTILIZATION ANALYSIS OF PRIME CONTRACTORS
IN THE CITY OF COLUMBIA'S RELEVANT MARKET AREA
JULY 1, 2002, THROUGH JUNE 30, 2005**

**NUMBER OF BUILDING PERMITS ISSUED
BY RACE/ETHNICITY/GENDER CLASSIFICATION**

Fiscal Year	African Americans		Hispanic Americans		Asian Americans		Native Americans		Nonminority Women		M/WBE Subtotal		Non-M/WBE Firms		Total Permits
	#	% ¹	#	% ¹	#	% ¹	#	% ¹	#	% ¹	#	% ¹	#	% ¹	#
2003	3	0.57%	0	0.00%	0	0.00%	0	0.00%	0	0.00%	3	0.57%	527	99.43%	530
2004	4	0.84%	0	0.00%	0	0.00%	0	0.00%	0	0.00%	4	0.84%	473	99.16%	477
2005	6	1.15%	0	0.00%	0	0.00%	0	0.00%	0	0.00%	6	1.15%	518	98.85%	524
Total	13	0.85%	0	0.00%	0	0.00%	0	0.00%	0	0.00%	13	0.85%	1,518	99.15%	1,531

**EXHIBIT 7-2 (CONTINUED)
CITY OF COLUMBIA
BUILDING PERMIT DATA FOR PRIVATE SECTOR
UTILIZATION ANALYSIS OF PRIME CONTRACTORS
IN THE CITY OF COLUMBIA'S RELEVANT MARKET AREA
JULY 1, 2002, THROUGH JUNE 30, 2005**

**NUMBER OF VENDORS
BY RACE BY RACE/ETHNICITY/GENDER CLASSIFICATION**

Fiscal Year	African Americans		Hispanic Americans		Asian Americans		Native Americans		Nonminority Women		M/WBE Subtotal		Non-M/WBE Firms		Total Vendors
	#	% ²	#	% ²	#	% ²	#	% ²	#	% ²	#	% ²	#	% ²	#
2003	2	0.90%	0	0.00%	0	0.00%	0	0.00%	0	0.00%	2	0.90%	219	99.10%	221
2004	3	1.44%	0	0.00%	0	0.00%	0	0.00%	0	0.00%	3	1.44%	205	98.56%	208
2005	5	2.23%	0	0.00%	0	0.00%	0	0.00%	0	0.00%	5	2.23%	219	97.77%	224
Total Unique Vendors	6	1.31%	0	0.00%	0	0.00%	0	0.00%	0	0.00%	6	1.31%	453	98.69%	459

Source: Building permit data provided by the City of Columbia.

¹ Percentage of Total Permits.

² Percentage of Total Vendors.

7.3.2 Subcontracts

Exhibit 7-3 indicates permit values totaling \$120 million for Columbia-area commercial construction subcontracting projects for the three-year study period. M/WBE firms were permitted for projects totaling \$1.45 million (1.2 percent of all subcontractor projects, all of which were conducted by African American firms. The mean value of a permitted project for M/WBE firms was \$70,678.05 and for non-M/WBEs, \$89,986.19.

From **Exhibit 7-4**, we see that six unique African American firms, of all permitted M/WBE subcontractor firms, accounted for all M/WBE activity, or 1 percent of the total dollar value of projects permitted. In terms of number of contracts, M/WBEs were permitted for only 21 projects, or less than 1 percent of 3,676 projects.

**EXHIBIT 7-3
CITY OF COLUMBIA
BUILDING PERMIT DATA FOR PRIVATE SECTOR
UTILIZATION ANALYSIS OF SUBCONTRACTORS
IN THE CITY OF COLUMBIA'S RELEVANT MARKET AREA
DOLLARS AND PERCENTAGE OF TOTAL DOLLARS
BY RACE/ETHNICITY/GENDER CLASSIFICATION
JULY 1, 2002, THROUGH JUNE 30, 2005**

Fiscal Year	African Americans		Hispanic Americans		Asian Americans		Native Americans		Nonminority Women		M/WBE Subtotal		Non-M/WBE Firms		Total Construction Values
	\$	% ¹	\$	% ¹	\$	% ¹	\$	% ¹	\$	% ¹	\$	% ¹	\$	% ¹	\$
2003	\$185,408.00	0.53%	\$0.00	0.00%	\$0.00	0.00%	\$0.00	0.00%	\$0.00	0.00%	\$185,408.00	0.53%	\$34,974,225.21	99.47%	\$35,159,633.21
2004	\$1,206,573.00	2.67%	\$0.00	0.00%	\$0.00	0.00%	\$0.00	0.00%	\$0.00	0.00%	\$1,206,573.00	2.67%	\$43,904,481.00	97.33%	\$45,111,054.00
2005	\$61,205.00	0.15%	\$0.00	0.00%	\$0.00	0.00%	\$0.00	0.00%	\$0.00	0.00%	\$61,205.00	0.15%	\$40,070,439.00	99.85%	\$40,131,644.00
Total	\$1,453,186.00	1.21%	\$0.00	0.00%	\$0.00	0.00%	\$0.00	0.00%	\$0.00	0.00%	\$1,453,186.00	1.21%	\$118,949,145.21	98.79%	\$120,402,331.21

Source: Building permit data provided by the City of Columbia.

¹ Percentage of total construction valuation dollars awarded annually to subcontractors.

**EXHIBIT 7-4
CITY OF COLUMBIA
BUILDING PERMIT DATA FOR PRIVATE SECTOR
UTILIZATION ANALYSIS OF SUBCONTRACTORS
IN THE CITY OF COLUMBIA'S RELEVANT MARKET AREA
JULY 1, 2002, THROUGH JUNE 30, 2005**

**NUMBER OF BUILDING PERMITS ISSUED
BY RACE/ETHNICITY/GENDER CLASSIFICATION**

Fiscal Year	African Americans		Hispanic Americans		Asian Americans		Native Americans		Nonminority Women		M/WBE Subtotal		Non-M/WBE Firms		Total Permits
	#	% ¹	#	% ¹	#	% ¹	#	% ¹	#	% ¹	#	% ¹	#	% ¹	#
2003	10	0.82%	0	0.00%	0	0.00%	0	0.00%	0	0.00%	10	0.82%	1,215	99.18%	1,225
2004	7	0.60%	0	0.00%	0	0.00%	0	0.00%	0	0.00%	7	0.60%	1,157	99.40%	1,164
2005	4	0.31%	0	0.00%	0	0.00%	0	0.00%	0	0.00%	4	0.31%	1,283	99.69%	1,287
Total	21	0.57%	0	0.00%	0	0.00%	0	0.00%	0	0.00%	21	0.57%	3,655	99.43%	3,676

**EXHIBIT 7-4
CITY OF COLUMBIA
BUILDING PERMIT DATA FOR PRIVATE SECTOR
UTILIZATION ANALYSIS OF SUBCONTRACTORS
IN THE CITY OF COLUMBIA'S RELEVANT MARKET AREA
JULY 1, 2002, THROUGH JUNE 30, 2005**

**NUMBER OF VENDORS
BY RACE/ETHNICITY/GENDER CLASSIFICATION**

Fiscal Year	African Americans		Hispanic Americans		Asian Americans		Native Americans		Nonminority Women		M/WBE Subtotal		Non-M/WBE Firms		Total Vendors
	#	% ²	#	% ²	#	% ²	#	% ²	#	% ²	#	% ²	#	% ²	#
2003	3	0.92%	0	0.00%	0	0.00%	0	0.00%	0	0.00%	3	0.92%	323	99.08%	326
2004	4	1.18%	0	0.00%	0	0.00%	0	0.00%	0	0.00%	4	1.18%	334	98.82%	338
2005	2	0.59%	0	0.00%	0	0.00%	0	0.00%	0	0.00%	2	0.59%	338	99.41%	340
Total	6	1.04%	0	0.00%	0	0.00%	0	0.00%	0	0.00%	6	1.04%	569	98.96%	575

Source: Building permit data provided by the City of Columbia.

¹ Percentage of Total Permits.

² Percentage of Total Vendors.

7.4 Availability Analysis

Exhibits 7-5 and 7-6 report findings based on U.S. Census data for the population of available prime contractors and subcontractors in the Columbia determined relevant market area by race/ethnicity/gender categories.

7.4.1 Construction Prime Contractor Vendor Availability

The availability of M/WBE and non-M/WBE prime contractors in the relevant market area is displayed in **Exhibit 7-5**. M/WBEs comprised 13.32 percent of all prime contractors, breaking down by individual M/WBE category as follows:

- African American firms, 3.93 percent;
- Hispanic American firms, 1.71 percent;
- Asian American firms, 0.09 percent;
- Native American firms, 0.14 percent; and
- Nonminority women firms, 7.44 percent.

7.4.2 Construction Subcontractor Vendor Availability

Exhibit 7-6 displays census availability percentages for subcontractors, indicating that nonminority male-owned firms accounted for approximately 77 percent of all construction subcontractors. M/WBE availability, by individual race/ethnicity/gender category, broke down as follows:

- African American firms, 7.93 percent;
- Hispanic American firms, 1.75 percent;
- Asian American firms, 0.37 percent;
- Native American firms, 0.51 percent; and
- Nonminority women firms, 12.33 percent.

**EXHIBIT 7-5
CITY OF COLUMBIA
AVAILABILITY OF PRIME CONTRACTORS
IN THE CITY OF COLUMBIA'S RELEVANT MARKET AREA
BY RACE/ETHNICITY/GENDER CLASSIFICATION
BASED ON CENSUS DATA USING SIC 15**

	African Americans ¹		Hispanic Americans ¹		Asian Americans ¹		Native Americans ¹		Nonminority Women		M/WBE Subtotal		Non-M/WBE Firms ²		Total Firms ³
	#	%	#	%	#	%	#	%	#	%	#	%	#	%	
Total	83	3.93%	36	1.71%	2	0.09%	3	0.14%	157	7.44%	281	13.32%	1,829	86.68%	2,110

Source: U.S. Bureau of the Census, 1997.

¹ Minority men and women firms are included in their respective minority classifications.

² Number of non-M/WBE firms derived by subtracting all M/WBE firms from total firms.

³ Total firms derived from the U.S. Bureau of Census and County Business Patterns.

**EXHIBIT 7-6
CITY OF COLUMBIA
AVAILABILITY OF SUBCONTRACTORS
IN THE CITY OF COLUMBIA'S RELEVANT MARKET AREA
BY RACE/ETHNICITY/GENDER CLASSIFICATION
BASED ON CENSUS DATA USING SIC 15, 16, & 17**

	African Americans ¹		Hispanic Americans ¹		Asian Americans ¹		Native Americans ¹		Nonminority Women		M/WBE Subtotal		Non-M/WBE Firms ²		Total Firms ³
	#	%	#	%	#	%	#	%	#	%	#	%	#	%	
Total	513	7.93%	113	1.75%	24	0.37%	33	0.51%	798	12.33%	1,481	22.88%	4,991	77.12%	6,472

Source: U.S. Bureau of the Census, 1997.

¹ Minority men and women firms are included in their respective minority classifications.

² Number of non-M/WBE firms derived by subtracting all M/WBE firms from total firms.

³ Total firms derived from the U.S. Bureau of Census and County Business Patterns.

7.5 Disparity Analysis

Once the record of vendor utilization was calculated from building permit data for each race, ethnicity, and gender category, it could be compared to Columbia-area vendor availability in these categories to derive an index of disparity in private sector utilization for a given M/WBE prime contractor and subcontractor category. Findings are reported in Sections 7.5.1 and 7.5.2.

7.5.1 Prime Contracts

From Exhibit 7-7, inasmuch as only African American prime contractors among available M/WBEs received just 13 building permits, it can be concluded that M/WBEs were substantially underutilized for commercial construction projects and that, conversely, nonminority male-owned firms were substantially overutilized.

**EXHIBIT 7-7
CITY OF COLUMBIA
DISPARITY ANALYSIS OF PRIVATE SECTOR PRIME CONTRACTORS
IN THE RELEVANT MARKET AREA
BASED ON CENSUS DATA
JULY 1, 2002, THROUGH JUNE 30, 2005**

Business Owner Classification	% of Contract Dollars ¹	% of Available Firms ²	Disparity Index ³	Disparate Impact of Utilization
2003				
African Americans	0.07%	3.93%	1.79	* Underutilization
Hispanic Americans	0.00%	1.71%	0.00	* Underutilization
Asian Americans	0.00%	0.09%	N/A ⁴	N/A ⁴
Native Americans	0.00%	0.14%	0.00	* Underutilization
Nonminority Women	0.00%	7.44%	0.00	* Underutilization
Nonminority Firms	99.93%	86.68%	115.28	Overutilization
2004				
African Americans	0.57%	3.93%	14.39	* Underutilization
Hispanic Americans	0.00%	1.71%	0.00	* Underutilization
Asian Americans	0.00%	0.09%	N/A ⁴	N/A ⁴
Native Americans	0.00%	0.14%	0.00	* Underutilization
Nonminority Women	0.00%	7.44%	0.00	* Underutilization
Nonminority Firms	99.43%	86.68%	114.71	Overutilization
2005				
African Americans	6.19%	3.93%	157.45	Overutilization
Hispanic Americans	0.00%	1.71%	0.00	* Underutilization
Asian Americans	0.00%	0.09%	N/A ⁴	N/A ⁴
Native Americans	0.00%	0.14%	0.00	* Underutilization
Nonminority Women	0.00%	7.44%	0.00	* Underutilization
Nonminority Firms	93.81%	86.68%	108.22	Overutilization
All Years				
African Americans	2.86%	3.93%	72.70	* Underutilization
Hispanic Americans	0.00%	1.71%	0.00	* Underutilization
Asian Americans	0.00%	0.09%	N/A ⁴	N/A ⁴
Native Americans	0.00%	0.14%	0.00	* Underutilization
Nonminority Women	0.00%	7.44%	0.00	* Underutilization
Nonminority Firms	97.14%	86.68%	112.06	Overutilization

¹ The percentage of construction valuation dollars is taken from the prime utilization exhibit previously shown.

² The percentage of available contractors is taken from the availability exhibit previously shown.

³ The disparity index is the ratio of % utilization to % availability times 100.

⁴ Census data showed zero availability for Asian Americans.

* An asterisk is used to indicate a substantial level of disparity - index below 80.00.

7.5.2 Subcontracts

As **Exhibit 7-8** indicates, disparities in local utilization of construction subcontractors by race/ethnicity/gender category generally mirrored the findings for prime contractors reported in **Exhibit 7-7**. Once again, only African American subcontractors were identifiable, indicating substantial M/WBE underutilization and substantial nonminority male firm overutilization.

**EXHIBIT 7-8
CITY OF COLUMBIA
DISPARITY ANALYSIS OF PRIVATE SECTOR SUBCONTRACTORS
IN THE RELEVANT MARKET AREA
BASED ON CENSUS DATA
JULY 1, 2002, THROUGH JUNE 30, 2005**

Business Owner Classification	% of Contract Dollars¹	% of Available Firms²	Disparity Index³	Disparate Impact of Utilization
2003				
African Americans	0.53%	7.93%	6.65	* Underutilization
Hispanic Americans	0.00%	1.75%	0.00	* Underutilization
Asian Americans	0.00%	0.37%	0.00	* Underutilization
Native Americans	0.00%	0.51%	0.00	* Underutilization
Nonminority Women	0.00%	12.33%	0.00	* Underutilization
Nonminority Firms	99.47%	77.12%	128.99	Overutilization
2004				
African Americans	2.67%	7.93%	33.74	* Underutilization
Hispanic Americans	0.00%	1.75%	0.00	* Underutilization
Asian Americans	0.00%	0.37%	0.00	* Underutilization
Native Americans	0.00%	0.51%	0.00	* Underutilization
Nonminority Women	0.00%	12.33%	0.00	* Underutilization
Nonminority Firms	97.33%	77.12%	126.21	Overutilization
2005				
African Americans	0.15%	7.93%	1.92	* Underutilization
Hispanic Americans	0.00%	1.75%	0.00	* Underutilization
Asian Americans	0.00%	0.37%	0.00	* Underutilization
Native Americans	0.00%	0.51%	0.00	* Underutilization
Nonminority Women	0.00%	12.33%	0.00	* Underutilization
Nonminority Firms	99.85%	77.12%	129.48	Overutilization
All Years				
African Americans	1.21%	7.93%	15.23	* Underutilization
Hispanic Americans	0.00%	1.75%	0.00	* Underutilization
Asian Americans	0.00%	0.37%	0.00	* Underutilization
Native Americans	0.00%	0.51%	0.00	* Underutilization
Nonminority Women	0.00%	12.33%	0.00	* Underutilization
Nonminority Firms	98.79%	77.12%	128.11	Overutilization

¹ The percentage of construction valuation dollars is taken from the subcontractor utilization exhibit previously shown.

² The percentage of available contractors is taken from the availability exhibit previously shown.

³ The disparity index is the ratio of % utilization to % availability times 100.

* An asterisk is used to indicate a substantial level of disparity - index below 80.00.

7.6 Race/Ethnicity/Gender of Ownership Comparisons among Businesses Utilized in the Columbia-area Public and Private Sectors

Exhibit 7-9 reports M/WBE and nonminority male-owned firm utilization of prime contractors and subcontractors for public sector construction projects awarded by the City of Columbia from 2003 through 2005 and compares this record with private commercial construction utilization calculated from City-provided construction building permit information and from private sector commercial construction project information reported by Reed Construction Data for the City's local market area. **Exhibit 7-9** summarizes findings from all three data sets for firm utilization at the prime contractor level and, at the subcontractor level, compares public sector utilization with private sector utilization based on the City's building permit data.

**EXHIBIT 7-9
COMPARISON OF M/WBE UTILIZATION PERCENTAGE OF DOLLARS
PRIVATE COMMERCIAL CONSTRUCTION
WITH CITY OF COLUMBIA
JULY 1, 2002, THROUGH JUNE 30, 2005**

Business Category/Data Source	African American	Hispanic American	Asian American	Native American	Nonminority Women	M/WBE Firms	Non-M/WBE Firms
Prime Contractors							
City of Columbia Construction Prime Contractors	0.77%	0.00%	0.00%	0.00%	1.21%	1.99%	98.01%
Private Construction Prime Contractors (Building Permits)	2.86%	0.00%	0.00%	0.00%	0.00%	2.86%	97.14%
Private Construction Prime Contractors (Reed Construction)	5.44%	0.00%	0.00%	0.00%	0.00%	5.44%	94.56%
Subcontractors							
City of Columbia Construction Subcontractors	1.82%	0.00%	0.29%	0.00%	3.65%	5.76%	94.24%
Private Construction Subcontractors (Building Permits)	1.21%	0.00%	0.00%	0.00%	0.00%	1.21%	98.79%
Private Construction Subcontractors (Reed Construction)	0.00%	0.00%	0.00%	0.00%	0.00%	0.00%	0.00%

Sources: City of Columbia public data, City of Columbia building permit data, and Reed Construction Data.

¹ Percentage of the total estimated subcontractor dollars awarded. Non-M/WBE utilization percentage is calculated as estimated subcontract dollars less M/WBE subcontract dollars.

From **Exhibit 7-9**, at the construction prime contractor level, we find that M/WBEs were substantially underutilized in both the private and public sectors relative to their availability and that nonminority male-owned firms were substantially overutilized. More unsettling is the unexpected finding that even at such low levels of M/WBE utilization in both sectors, the M/WBE prime contractor utilization in the private sector exceeded their public sector utilization. When public sector utilization was compared with private sector utilization based on building permit information (2.86% to 1.99%) and by more than fourfold when public sector utilization was compared with private sector utilization based on Reed Construction Data (5.44% to 1.99%). Moreover, at the prime level for both the building permit and Reed data sets, based on matches with client M/WBE vendor lists, all of the M/WBE prime contractor activity was performed by African American-owned businesses.

The record of M/WBE utilization as construction subcontractors on City projects is more encouraging when compared with the record of their utilization in the private sector based on building permit data. Here we find that M/WBEs received 5.76 percent of the subcontract awards on construction projects, led by Nonminority women and African American-owned subcontractors (3.65% and 1.82%, respectively). Public sector M/WBE subcontractor utilization exceeded their private sector utilization by more than fourfold.

7.7 Analysis of Race/Gender/Ethnicity Effects on Self-employment Propensity and Earnings

Findings of consistent M/WBE underutilization in general public sector procurement reported in Chapter 4.0 and with respect to private sector commercial construction projects undertaken in the City of Columbia market area reported in this chapter suggested a deeper investigation into other marketplace dynamics impacting M/WBE business formation and earnings. The goal of this investigation was to examine the effects of race and gender, along with other individual economic and demographic characteristics, on individuals' participation in the City's private sector as self-employed business operators, and on their earnings as a result of their participation. These findings were compared with the self-employment participation and earnings record of nonminority male business owners to determine if a disparity in self-employment rates and earnings exists and, in such cases, if it might be attributable to racial/gender discrimination in the marketplace. Data for this investigation were derived from the Public Use Microdata Samples (PUMS) data derived from the 2000 *Census of Population and Housing*, to which we apply appropriate regression statistics to draw conclusions. **Exhibit 7-10** presents a general picture of self-employment rates by race/ethnicity/gender, self-employed median earnings for all business categories reported in Chapter 4.0, and sample sizes (n's) in the City of Columbia CMSA, calculated from the Five Percent PUMS census sample.

The next section will discuss the research basis for this examination to lay the groundwork for a description of the models and methodologies to be employed. This will be followed by a presentation of findings regarding minority status effects on self-employment rates, self-employment earnings, and attributions of these differences to discrimination, per se.

**EXHIBIT 7-10
PERCENTAGE SELF-EMPLOYED/1999 EARNINGS BY
RACE/GENDER/ETHNICITY CATEGORY FOR CITY OF COLUMBIA CMSA**

Race/Ethnic/Gender Category	Percent of the Population Self-Employed	1999 Sample Census n	1999 Self-Employed Median Earnings
	<u>City of Columbia CMSA</u>	<u>City of Columbia CMSA</u>	<u>City of Columbia CMSA</u>
Nonminority Males	18.51%	2,442	\$42,000.00
African American	6.08%	1,381	\$27,500.00
Hispanic American	7.69%	91	\$50,000.00
Asian American	16.22%	74	\$50,500.00
Native American	9.76%	41	\$31,000.00
Nonminority Women	7.61%	1,682	\$27,000.00
	12.03%	5,711	\$36,000.00

Source: PUMS data from 2000 *Census of Population and Housing*.

7.8 Self-employment Rates and Self-employment Earnings Analysis as an Analog of Business Formation and Maintenance

Research in economics consistently supports the finding of group differences by race and gender in rates of business formation (see *Journal of Econometrics*, Vol. 61, Issue 1, devoted entirely to the econometrics of labor marked discrimination and segregation). For a disparity study, however, the fundamental question is, “How much of this difference is due to factors that would appear, at least superficially, to be related to group differences other than race, ethnicity, or gender, and how much can be attributed to discrimination effects related to one’s race/ethnic/gender affiliation?” We know, for instance, that most minority groups have a lower median age than do non-Hispanic whites (*Census of Population and Housing*, 2000, Public Use Microdata Samples).⁶ We also know, in general, that the likelihood of being self-employed increases with age. (PUMS, 2000). When social scientists speak of nonracial group differences, they are referring to such things as general differences in religious beliefs, for instance, as these might influence group attitudes toward contraception, and, in turn, both birthrates and median age. A disparity study, therefore, seeks to examine these other important demographic and economic variables in conjunction with race and ethnicity, as they influence group rates of business formation, to determine if we can assert that discrimination against minorities is sufficiently present to demand public sector legal remedies such as affirmative action and minority set-aside contracting.

Questions about marketplace dynamics affecting self-employment—or, more specifically, the odds of being able to form one’s own business and then to excel (i.e., generate earnings growth)—are at the heart of disparity analysis research. Whereas, in general, early disparity studies focused on gross racial disparity, merely documenting these alone is insufficient for inferring discrimination effects, per se, without “partialling out” effects due to nondiscriminatory factors. Moreover, to the extent that discrimination exists, it is likely to inhibit both the formation of minority business enterprise and the profitability and growth. Consequently, earlier disparity study methodology and analysis has failed to account for the effects of discrimination on minority self-employment in at least two ways: (1) a failure to account adequately for the effects of discriminatory

⁶ Hereafter referred to as PUMS, 2000. *Concrete Works v. City and County of Denver*, 321 F.3 950 (10th Cir 2003).

barriers minorities face “up front” in attempting to form businesses; and (2) a failure to isolate and explain discrimination effects methodologically once minority businesses are formed.

The next section addresses these shortcomings, utilizing 2000 Public Use Microdata Sample data derived from the 2000 U.S. Census to answer research questions about the effects of discrimination on self-employment and self-employment earnings using multiple regression statistics.

7.9 Research Questions, Statistical Models, and Methods

Two general research questions were posed in the initial analysis:

- Are racial, ethnic, and gender minority groups less likely than nonminority males to be self-employed?
- Does race/gender/ethnicity status have an impact on individuals’ earnings?

A third question, to be addressed later—How much does race/ethnicity/gender discrimination influence the probability of being self-employed?—draws conclusions based on findings of questions I and II,

To answer the first two questions, we employed two multivariate regression techniques, respectively: logistic regression and linear regression. To understand the appropriate application of these regression techniques, it is helpful to explore in greater detail the questions we are trying to answer. The dependent variables in questions I and II—that is, the phenomena to be explained by influences such as age, race, gender, and disability status, for example (the independent or “explanatory” variables)—are, respectively: the probability of self-employment status (a binary, categorical variable based on two possible values: 0 = not self-employed/1 = self-employed); and 1999 earnings from self-employment (a continuous variable). In our analysis, the choice of regression approach is based on the scale of the dependent variable (in question I, a categorical scale with only two possible values, and in question II, a continuous scale with many possible values). Because binary logistic regression can “handle” an analysis in which the dependent variable is categorical, it was employed for the analysis of question I.⁷ To analyze question II, in which the dependent variable is continuous, we used simple linear regression.

⁷ Logistical regression, or logit, models generate predicted probabilities that are almost identical to those calculated by a probit procedure, used in the Denver Concrete Works case. Logit, however, has the added advantage of dealing more effectively with observations at the extremes of a distribution. For a complete explanation, see *Interpreting Probability Models* (T.F. Liao, Text 101 in the Sage University series).

7.9.1 Deriving the Logistic Regression Model from the Simple Linear Model

The logistic regression model can be derived with reference to the simple linear regression model expressed mathematically as:

$$Y = \beta_0 + \beta_1 X_1 + \beta_2 X_2 + \beta_3 X_3 + \beta_4 X_4 + \beta_5 X_5 + \dots + \varepsilon$$

Where:

Y = a continuous variable (e.g., 1999 earnings from self-employment)

β_0 = the constant, representing the value of Y when $X_1 = 0$

β_1 = coefficient representing the magnitude of X_1 's effect on Y

X_1 = the independent variables, such as age, human capital (e.g., level of education), availability of capital, race/ethnicity/gender, etc.

ε = the error term, representing the variance in Y unexplained by X_1

This equation may be summarized as:

$$E(Y) = \mu = \sum_{k=1}^K \beta_k x_k$$

in which Y is the dependent variable and μ represents the expected values of Y as a result of the effects of β , the explanatory variables. When we study a random distribution of Y using the linear model, we specify its expected values as a linear combination of K unknown parameters and the covariates or explanatory variables. When this model is applied to data in the analysis, we are able to find the statistical link between the dependent variable and the explanatory or independent variables.

Suppose we introduce a new term, η , into the linear model such that:

$$\eta = \mu = \sum_{k=1}^K \beta_k x_k$$

When the data are randomly distributed, the link between η and μ is linear, and a simple linear regression can be used. However, to answer the first question, the categorical dependent variable was binomially distributed. Therefore, the link between η and μ becomes $\eta = \log[\mu/(1-\mu)]$ and logistic regression is utilized to determine the relationship between the dependent variable and the explanatory variables, calculated as a probability value (e.g., the probability of being self-employed when one is African American). The logistic regression model is expressed mathematically as:

$$\log[\mu/1(1-\mu)] = \alpha + \beta_i X_n + \varepsilon$$

Where:

$(\mu/1-\mu)$ = the probability of being self-employed

α = a constant value

β_i = coefficient corresponding to independent variables

X_n = selected individual characteristic variables, such as age, marital status, education, race, and gender

ε = error term, representing the variance in Y unexplained by X_i

This model can now be used to determine the relationship between a single categorical variable (0 = not self-employed/1 = self-employed) and a set of characteristics hypothesized to influence the probability of finding a 0 or 1 value for the categorical variable. The result of this analysis illustrates not only the extent to which a characteristic can increase or decrease the likelihood that the categorical variable will be a 0 or a 1, but also if the effect of the influencing characteristics is positive or negative in relation to being self-employed.

7.10 Results of the Analyses

7.10.1 Question I: Are Racial, Ethnic, and Gender Minority Groups Less Likely Than Nonminority Males to Be Self-Employed?

To derive a set of variables known to predict employment status (self-employed; not self-employed), we used the PUMS 2000 Five Percent Sample data. Binary logistic regression was used to calculate the probability of being self-employed, the dependent variable, with respect to socioeconomic and demographic characteristics selected for their potential to influence the likelihood of self-employment. The sample for the analysis was limited to labor force participants according to the following criteria:

- residents of the City of Columbia CMSA;
- self-employed individuals in construction, professional services, other services, architecture and engineering,⁸ and goods and supplies;
- full-time employees (more than 35 hours a week);
- 18 years of age or older; and
- individuals employed in the private sector.

Next, we derived the following variables hypothesized as predictors of employment status (self-employed/not self-employed):

- **Race and Sex:** African American, Asian American, Hispanic American, Native American, nonminority women, nonminority males

⁸ Due to inadequate sample numbers for all races in the Architecture and Engineering PUMS 2000 data, A&E was merged with the Construction category.

- **Availability of Capital:** home ownership, home value, mortgage rate, unearned income, residual income
- **Marital Status**
- **Ability to speak English well**
- **Disability status:** From individuals' reports of health-related disabilities
- **Age and Age²:** Squaring the age variable acknowledges the positive, curvilinear relationship between each year of age and earnings
- **Owner's level of education**
- **Number of individuals living in a household over the age of 65**
- **Number of children who are living in a household under the age of 18**

7.10.2 Findings

Binary logistic regression analysis provided estimates of the relationship between the independent variables described above and the probability of being self-employed in the four types of business industries. In **Exhibit 7-11**, odds ratios are presented by minority group reporting the effect of race/ethnicity/gender on the odds of being self-employed in 1999, holding all other variables constant. Full regression results on all the variables are presented in **Appendix A**.

**EXHIBIT 7-11
SELF-EMPLOYMENT "ODDS RATIOS" OF MINORITY GROUPS RELATIVE TO
NONMINORITY MALES AFTER CONTROLLING FOR
SELECTED DEMOGRAPHIC AND ECONOMIC CHARACTERISTICS**

Race/Ethnic Group	All Industries	Construction	Professional Services	Other Services	Goods & Supplies
City of Columbia CMSA					
African American	0.418	0.539	0.221	0.764	0.197
Hispanic American	0.560	0.699	0.496	0.419	0.100
Asian American	0.769	1.617	0.616	0.538	0.823
Native American	0.655	0.702	1.334	0.447	1.345
Nonminority Women	0.366	0.330	0.203	0.870	0.643

Source: PUMS data from 2000 *Census of Population and Housing* and MGT of America, Inc., calculations using SPSS.
 Note: **Bold** indicates that the estimated "odds ratio" for the group was statistically significant. The A&E business industry was merged with construction due to lack of sufficient data.

The results indicate the following:

- In all industries aggregated in the City of Columbia CMSA, nonminority males were more than twice as likely to be self-employed as African Americans and nearly three times as likely to be self-employed as nonminority women.⁹
- In the City of Columbia CMSA construction industry, the rate of nonminority male self-employment was nearly two times the rate of self-employment for African Americans and more than three times the rate of self-employment for nonminority women.
- In the City of Columbia CMSA professional services industry, the rate of nonminority male self-employment was more than four times the rate of self-employment for African Americans, more than twice the rate of self-employment for Hispanic Americans, and more nearly five times the rate of self-employment for nonminority women.
- In the City of Columbia CMSA “other” services industry, the rate of nonminority male self-employment was more than twice the rate of self-employment for Hispanic Americans and nearly twice the rate of self-employment for Asian Americans.
- In the City of Columbia CMSA goods and supplies industry, the rate of nonminority male self-employment was more than five times the rate of self-employment for African Americans and approximately 10 times the rate of self-employment for Hispanic Americans.
- In general, cell sizes for business type by race for Native Americans were of insufficient size to permit valid interpretations.

7.10.3 Question II: Does Race/Gender/Ethnicity Status Have an Impact on Individuals’ Earnings?

To answer this question, we compared self-employed, minority, and women entrepreneur earnings to earnings of nonminority males in the City of Columbia CMSA, when the effect of other demographic and economic characteristics was controlled or “neutralized.” That is, we were able to examine the earnings of self-employed individuals who have similar education levels, are of similar age, and so on, to enable earnings comparisons by race/gender/ethnicity.

To derive a set of variables known to predict earnings, the dependent variable, we used 1999 wages from employment for self-employed individuals, as reported in the PUMS 2000 Five Percent Sample. These included:

- **Race and Sex:** African American, Asian American, Hispanic American, Native American, nonminority women, nonminority males

⁹ These “likelihood” characteristics were derived from Exhibit 1 by calculating the inverse of the reported odds ratios.

- **Availability of Capital:** Homeownership, home value, mortgage rate, unearned income, residual income
- **Marital Status**
- **Ability to speak English well**
- **Disability status:** From individuals' reports of health-related disabilities
- **Age and Age²:** Squaring the age variable acknowledges the positive, curvilinear relationship between each year of age and earnings
- **Owner's level of education**

7.10.4 Findings

Results of the linear regression model estimating the effects of selected demographic and economic variables on self-employment earnings are reported in **Exhibit 7-12**. Each number (i.e., coefficient) in the exhibit represents a magnitude of change in earnings. For example, the corresponding number for an African American in all industries is -0.173, meaning that an African American will earn 17.3 percent less than a nonminority male when the statistical effects of the other variables in the equation are “neutralized”. Full regression results on all the variables are presented in **Appendix A**.

**EXHIBIT 7-12
EARNINGS ELASTICITIES OF MINORITY GROUPS RELATIVE TO NONMINORITY MALES AFTER CONTROLLING FOR SELECTED DEMOGRAPHIC AND ECONOMIC CHARACTERISTICS**

Race/Ethnic Group	All Industries	Construction	Professional Services	Other Services	Goods & Supplies
City of Columbia CMSA					
African American	-0.173	-0.175	0.131	-0.134	-0.548
Hispanic American	-0.173	-0.148	-0.500	0.693	*
Asian American	0.108	0.002	0.168	0.480	-0.235
Native American	-0.045	-0.033	-0.618	-0.529	0.609
Nonminority Women	-0.465	-0.258	-0.562	-0.357	-0.587

Source: PUMS data from 2000 *Census of Population and Housing* and MGT of America, Inc., calculations using SPSS.
 Note: **Bold** indicates that the estimated “elasticities” for the group were statistically significant. The A&E business industry was merged with construction because of the lack of sufficient data.

* The variable for Hispanics could not be calculated owing to missing data, and was excluded from the analysis.

The results indicate the following:

- In the City of Columbia CMSA, when mean earnings calculations were aggregated for “all industries” by race, ethnicity, and gender, earnings for nonminority women-owned firms were 46.5 percent lower than earnings for nonminority male-owned firms. Mean earnings were also lower for African American, Hispanic American- and Native American-owned firms, but the differences were not

statistically significant. Mean earnings for Asian American firms tended to be higher in the “all industries” category than for nonminority male-owned firms.

- In the construction industry, M/WBE earnings tended to be lower than for nonminority male-owned firms, but differences were not statistically significant.
- In the professional services industry, Hispanic Americans and nonminority women reported significantly lower earnings than nonminority males: 50 percent, 61.8 percent, and 56.2 percent, respectively.
- In the other services industry, self-employed nonminority women reported significantly lower earnings than nonminority males: 52.9 percent and 35.7 percent, respectively.
- In the goods and supplies industry, self-employed African American and nonminority women reported significantly lower earnings than nonminority males: 54.8 percent and 58.7 percent, respectively.
- In general, cell sizes for business type by race for Native Americans were of insufficient size to permit valid interpretations.

7.10.5 Disparities in Rates of Self-employment: How Much Can Be Attributed to Discrimination?

Results of the analyses of self-employment rates and 1999 self-employment earnings revealing some disparities between minority and nonminority self-employed individuals enabled us to pose a third research question to determine how much of the difference in self-employment rates could be attributed to disparate treatment in the marketplace due to race/ethnicity/gender of ownership. Based on a similar model examining private sector market dynamics reported in *City of Denver v. Concrete Works II*, these calculations were used to create and quantify theoretical constructs that would permit us to speculate as to (1) how M/WBE rates of self-employment would look if M/WBEs were “rewarded” in a similar manner as nonminority males in an exclusively nonminority male market structure and (2) how M/WBE rates would be affected if M/WBEs “operated” in a nonminority male market structure. **Exhibit 7-13** presents the results of these analyses.

In the exhibit, column A reports observed employment rates for each race/gender group, calculated directly from the PUMS 2000 data. Columns B and C report predicted self-employment rates using the following equation:

$$Pr ob(y = 1) = \sum_{k=1}^K (e^{\beta_k x_k} / 1 + e^{\beta_k x_k})$$

Where:

$Pr ob(y = 1)$ = represents the probability of being self-employed

β_k = coefficient corresponding to the independent variables used in the logistic regression analysis of self-employment probabilities

x_k = the mean values of these same variables

The first of these predicted self-employment rate calculations (in column B) presents nonminority male self-employment rates as they would be if their characteristics (i.e., x_k , or mean values for the independent variables) were applied to minority market structures (represented for each race by their β_k or odds coefficient values). The second self-employment rate calculation (in column C) presents minority self-employment rates as they would be if they were rewarded in a similar manner as nonminority males in the nonminority male market structure: that is, by multiplying the minority means (i.e., characteristics) by the estimated nonminority coefficients for both race and the other independent variables.

Using these calculations, we were able to determine a percentage of the disparities in self-employment between minorities and nonminority males theoretically attributable to discrimination by dividing the observed self-employment rate for a particular minority group (column A) by the predicted self-employment rate as it would be if minority groups faced the same market structure as nonminority males (column C). Next, we calculated the difference between the predicted self-employment rate as it would be if minority groups faced the same market structure as nonminority males (column C) and the observed self-employment rate for that minority group (column A values for nonminority males in each business type category), and divided this value by the difference between the observed self-employment rate for nonminority males (column A values for nonminority males in each business type category) and the self-employment rate for a particular minority group (column A values for individual M/WBEs for each business category). In the absence of discrimination, this number is zero, which means disparities in self-employment rates between minority groups and nonminority males can be attributed to differences in group characteristics not associated with discrimination. On the other hand, as this value approaches 1.0, we are able to attribute disparities increasingly to discrimination in the marketplace.

7.10.6 Findings

Examining the results reported in **Exhibit 7-13**, we found the following:

- Overall, comparing self-employed nonminority males with self-employed African Americans and Hispanic Americans, respectively in the City of Columbia CMSA, disparities in self-employment rate attributable to race or ethnicity were 76.6 percent for African Americans and 77.3 percent for Hispanic Americans.¹⁰

¹⁰ Rates for Native Americans are reported in this table in italics but have not been noted in the narrative since valid statistical conclusions are confounded by inadequate sample sizes.

- In construction, 66 percent of the disparity between nonminority male self-employment and Asian American self-employment was attributable to race differences.
- In professional services, the disparity in self-employment attributable to race was more than 88 percent for African Americans.
- In “other services,” the disparity in self-employment attributable to race was more than 73 percent for African Americans and nearly 3 percent for Asian Americans.
- In the goods and supplies industry, the disparity in self-employment attributable to race/ethnicity was more than 57 percent for African Americans and nearly 1 percent for Asian Americans.

**EXHIBIT 7-13
OBSERVED AND PREDICTED SELF-EMPLOYMENT RATES**

Business/Race Group	CITY OF COLUMBIA CMSA				
	Observed Self-Employment Rates	White Characteristics and Own Market Structure	Own Characteristics and White Market Structure	Disparity Ratio (column A divided by column C)	Portion of Difference Due to Discrimination
	(A)	(B)	(C)	(D)	(E)
Overall					
Nonminority Males	0.1851	0.1851	0.1851	1.000	
African American	0.0608	0.1038	0.1561	0.3898	76.64%
Hispanic American	0.0769	0.1344	0.1605	0.4793	77.25%
Asian American	0.1622	0.1757	0.2678	0.6055	n/d
<i>Native American</i>	<i>0.0976</i>	<i>0.1537</i>	<i>0.1497</i>	<i>0.6518</i>	<i>59.55%</i>
Nonminority Women	0.0761	0.0921	0.2220	0.3429	n/d
Construction					
Nonminority Males	0.2651	0.2651	0.2651	1.000	
African American	0.1400	0.1870	0.2693	0.5199	n/d
Hispanic American	0.3750	0.4084	0.3024	1.2403	66.09%
Asian American	0.1212	0.2298	0.2678	0.4526	n/d
<i>Native American</i>	<i>0.1429</i>	<i>0.2305</i>	<i>0.1274</i>	<i>1.1212</i>	<i>n/d</i>
Nonminority Women	0.1304	0.1234	0.2934	0.4445	n/d
Professional Services					
Nonminority Males	0.2490	0.2490	0.2490	1.000	
African American	0.0270	0.1036	0.2230	0.1209	88.30%
Hispanic American	0.0909	0.2059	0.3884	0.2341	n/d
Asian American	0.2222	0.2435	0.5814	0.3822	n/d
<i>Native American</i>	<i>0.1000</i>	<i>0.4108</i>	<i>0.1182</i>	<i>0.8457</i>	<i>12.25%</i>
Nonminority Women	0.0375	0.0958	0.3128	0.1200	n/d
Other Services					
Nonminority Males	0.1832	0.1832	0.1832	1.0000	
African American	0.1047	0.1748	0.1619	0.6467	72.84%
Hispanic American	0.0556	0.1042	0.0731	0.7601	n/d
Asian American	0.1111	0.1298	0.1131	0.9823	2.78%
<i>Native American</i>	<i>0.0833</i>	<i>0.1102</i>	<i>0.2219</i>	<i>0.3755</i>	<i>n/d</i>
Nonminority Women	0.1654	0.1945	0.2285	0.7237	n/d
Goods & Supplies					
Nonminority Males	0.0871	0.0871	0.0871	1.000	
African American	0.0134	0.0263	0.0555	0.2407	57.23%
Hispanic American	0.0000	0.0000	0.0001	0.0000	0.09%
Asian American	0.0833	0.1012	0.4652	0.1791	n/d
<i>Native American</i>	<i>0.0833</i>	<i>0.1555</i>	<i>0.1642</i>	<i>0.5074</i>	<i>n/d</i>
Nonminority Women	0.0570	0.0808	0.1016	0.5608	n/d

Source: PUMS data from 2000 *Census of Population and Housing* and MGT of America, Inc. calculations using SPSS and Excel.
n/d: no discrimination was found.

7.11 Summary of Self-employment Analysis Findings

In general, findings from the PUMS 2000 data indicate that minorities in selected Columbia, South Carolina, industries were significantly less likely than nonminority males to be self-employed and, if self-employed, they earned significantly less in 1999 than did self-employed nonminority males. This was not true for every M/WBE category in every industry, and it is particularly noteworthy that in analyses comparing both earnings elasticities and the likelihood of self-employment for nonminorities with earnings and self-employment likelihood for both Asian Americans and Hispanic Americans, these two groups often seemed to fare better than nonminority male business-owners in many business categories, a finding that was foreshadowed in **Exhibit 7-10** reporting higher median earnings for Asian Americans (and for Hispanic Americans) than for nonminority male business owners. Indeed, although supportive of the findings of relatively higher median earnings for Asian Americans and for Hispanic Americans reported in **Exhibit 7-10**, these results bear closer examination.

It will be recalled from **Exhibit 7-10** that although nonminority median earnings from self-employment (in all business categories aggregated) were reported as \$42,000 in 1999, self-employed Hispanic Americans and Asian Americans each earned 18 percent more, and self-employed African Americans and nonminority women, roughly 35 percent less than nonminority males. At first blush, the findings for Asian Americans and Hispanic Americans would seem to be at odds with some of the findings in **Exhibits 7-11** and **7-12**, in which, respectively, we reported self-employment odds ratios and earnings elasticities for all groups, regardless of statistical significance. In these exhibits, in selected business categories, lower levels of earnings and self-employment for some minority categories were found when compared with rates for nonminority males but less often for Asian Americans and Hispanic American business owners, especially in **Exhibit 7-12**'s report comparing earnings elasticities.

First, the finding of higher median earnings for Asian Americans and Hispanic Americans reported in **Exhibit 7-10** can be explained as an artifact of the convention in economics of choosing the median income for each group, as opposed to the mean, or arithmetic average, to represent average income. By definition, the median represents the exact midpoint in the range of earnings arrayed in ascending (or descending) order. As a valid statistical measure of the concept "central tendency," the median sometimes stands in contrast to the mean, or the arithmetically calculated average of all incomes summed, and then divided by the number of vendors in each minority sub-group. Thus, for example, although the median in a range of five incomes—\$10,000, \$30,000, \$50,000, \$50,000 and \$60,000—is \$50,000, the mean—the sum of all incomes divided by the number of reported incomes (5)—is only \$40,000. The median values reported in **Exhibit 7-10**, therefore, have value as an income measure of central tendency, but mean values, on which the calculations in **Exhibit 7-12** are based, led to findings for Hispanic Americans that show negative earnings elasticities for "All Industries," construction and professional services.¹¹ On the other hand, relatively higher rates of self-employment for Asian Americans reported in **Exhibit 7-11**, when compared with nonminority males, along with nonsignificant, positive earnings elasticities reported in **Exhibit 7-12**, tend to confirm the higher median income value for Asian Americans when compared with nonminority males.

¹¹ It should be noted further in this exhibit that in the other services category, Hispanic American self-employed individuals' mean earnings were 69 percent higher than those of nonminority males, somewhat offsetting the negative relationship reported in the other categories.

From both exhibits, however, for African Americans and nonminority women, lower odds of self-employment and lower rates of self-employment are consistent with lower median earnings reported for these two groups in **Exhibit 7-10**.

Findings in **Exhibit 7-13** offer greater insight into the dynamics of M/WBE self-employment in the Columbia CSMA that are also confirmatory of these conclusions. Here, we find that African Americans, when compared with nonminority males, experience a “different marketplace” when doing business—one in which their race plays a powerful role in their capacity to do business in every category but construction. For the other M/WBE categories, when it comes to effects to race, ethnicity, and gender, findings are less conclusive. For instance, in **Exhibits 7-11** and **7-12**, when nonminority male rates of self-employment and earnings elasticities are compared with nonminority women-owned business rates, women experienced lower rates of self-employment and lower earnings. However, **Exhibit 7-13** tells us that results in these exhibits for nonminority women business owners were not necessarily a function of different marketplace conditions based on their gender, but that other demographic variables such as level of formal education were more powerful explanations for income and self-employment rate disparities experienced by women.¹²

7.12 Conclusions

Exhibit 7-9 presented a summary of prime and subcontractor vendor utilization by race/ethnicity/gender category comparing M/WBE utilization for Columbia-area public sector construction projects with private sector commercial construction projects from 2003 through 2005. When City M/WBE vendor lists were used to identify M/WBEs for both public sector and private sector construction projects, substantial M/WBE underutilization was evident in both sectors and particularly egregious in the private sector, in which only African American firms were utilized among M/WBEs at both the prime and subcontractor levels. On the other hand, according to findings from building permit data and information provided by Reed Construction Data, M/WBE primes fared better in the private sector, but were substantially underutilized nonetheless.

Due to exclusionary laws and years of discrimination, M/WBEs have only entered the marketplace recently, from a historical perspective, when compared with nonminority firms. This history predicts to their tendency to be smaller firms relative to more established and older nonminority male-owned firms, which, in turn, limits their capacity not only to undertake large scale construction projects but their access to capital and other advantages in bonding and insurance available to larger, more established firms. This conclusion is underscored by findings for the analysis of race/ethnicity/gender effects on the propensity for self-employment and self-employment earnings that suggest that M/WBEs are treated differently in the marketplace as minority vendors than are their majority counterparts and that this difference in treatment affects rates of M/WBE business formation and, once they seek to do business, their earning capacity.

But, capacity alone is not a sufficient explanation for these differences, especially at the subcontractor level in the construction business category, where capacity is a lesser consideration and availability far exceeds the record of utilization, especially in the private sector. When private sector M/WBE utilization at the subcontractor level for

¹² Appendix A reports self-employment rates and earnings in greater detail by race- business type.

commercial building projects is only a fraction of public sector M/WBE utilization, there is a strong argument, supported by anecdotal comments from M/WBEs (see Chapter 6.0), that nonminority firms utilized for public sector construction projects employ M/WBE subcontractors only because the municipality encourages them to do so as a condition of winning a given public contract. To the extent that M/WBE subcontractor utilization is all but absent in the private sector and to the extent that the municipality does not require contractors who apply for public sector construction projects to demonstrate a “good faith” record of their efforts to utilize M/WBE subcontractors in the private sector, as well, credence may be given to the proposition established in *Croson* that government, however effective its own M/WBE policies, may be a passive participant in private sector discrimination.

**8.0 STATISTICAL DISPARITY
IN SMALL BUSINESS CREDIT
MARKETS**

8.0 STATISTICAL DISPARITY IN SMALL BUSINESS CREDIT MARKETS

8.1 Introduction

In the local business survey in Chapter 6, 21 percent of African Americans and 20 percent of Asian business owners survey found financing to be a barrier as compared to five percent of firms owned by non-minority males. This chapter examines barriers in financing in more detail by providing evidence on statistical disparities in the market for small business credit using data from the National Survey Of Small Business Finance (NSSBF). The analysis is conducted for the South Atlantic Region of the NSSBF. The chapter begins with a brief legal discussion of the case law on the use of credit discrimination in the factual predicate for an M/WBE program. The next section provides an overview of the economic literature on discrimination in small business lending. The last section presents the results of the statistical analysis of disparities in loan denials and interest rates by race and gender in the NSSBF data. This chapter is organized into the following sections:

- 8.2 Lending Discrimination and the Factual Predicate for MWBE Programs
- 8.3 Review of the Economic Literature
- 8.4 Statistical Analysis

8.2 Lending Discrimination and the Factual Predicate for M/WBE Programs

There is case law supporting the contention that lending discrimination can serve as part of the factual predicate for a remedial procurement program. Although there has been no discussion of lending discrimination and compelling interest test in the District of Columbia Circuit, the issue has arisen in other circuits. In *Adarand v. Slater* the 10th Circuit took "judicial notice of the obvious causal connection between access to capital and ability to implement public works construction projects."¹ The Tenth Circuit went on to state, "Lending discrimination alone of course does not justify action in the construction market. However, the persistence of such discrimination. . . supports the assertion that the formation, as well as utilization, of minority-owned construction enterprises has been impeded."² The Tenth Circuit further stated that "evidence of discriminatory barriers to the formation of businesses by minorities and women and fair competition between M/WBEs and majority-owned construction firms shows a 'strong link' between a government's 'disbursements of public funds for construction contracts and the channeling of those funds due to private discrimination.'"³ The district court in *Concrete Works v. Denver IV* cited this language from *Adarand v. Slater* in using the lending discrimination evidence to support the factual predicate for the Denver M/WBE program.⁴ Similarly, in the Seventh Circuit the district court in *Northern Contracting v. Illinois* noted:

¹ *Adarand v. Slater*, 228 F.3d 1147, 1170 (10th Cir 2000).

² *Id.*

³ *Adarand v. Slater*, 228 F.3d 1147, 1167-68.

⁴ *Concrete Works v. City and County of Denver*, 321 F.3 950 (10th Cir 2003).

IDOT also presented evidence that discrimination in the bonding, insurance, and financing markets erected barriers to DBE formation and prosperity. Such discrimination inhibits the ability of DBEs to bid on prime contracts, thus allowing the discrimination to indirectly seep in to the award of prime contracts, which are otherwise awarded on a race- and gender-neutral basis. This indirect discrimination is sufficient to establish a compelling governmental interest in a DBE program.⁵

Evidence from NSSBF was entered into evidence in the *Builders Association* and *Concrete Works* cases. The statistical analysis of NSSBF data was criticized in both cases by the plaintiff's expert for incorrect specifications and covering too broad a region. However, in *Builders Association* after weighing the criticism by the plaintiff's expert the district court concluded:

Out of the welter of statistics and other information, a strong basis in evidence emerged that African-American construction firms in the Chicago area are victims of discrimination in the credit market, that Asian and Hispanic firms probably encounter some discrimination in that market, and that women may possibly encounter some discrimination there.⁶

The district court in *Builders Association* did find a factual predicate for remedial procurement program in lending disparities and other evidence, but the court ruled that the Chicago M/WBE program was not narrowly tailored and had to be revised.

Courts have also permitted anecdotal data on loan denials to supplement the econometric research in this area of lending discrimination. In reviewing a small survey of loans in the Denver area by the Denver Community Reinvestment Alliance, Colorado Capital Initiatives, and the City, the Tenth Circuit concluded that "this very study, among other evidence, strongly support[ed] an initial showing of discrimination in lending."⁷ The City also introduced anecdotal evidence of lending discrimination in the Denver construction industry.⁸ Similarly, the district court in *Builders Association v. Chicago* noted, "[The court has] not mentioned before evidence of perceptions of minorities and women of discrimination in lending, African-Americans particularly, because perceptions can be faulty. But here the perceptions have a basis in reality."⁹

8.3 Review of the Economic Literature

Evidence from national databases and surveys does exist on disparity and discrimination in small business lending. The academic literature is not as extensive as the evidence

⁵ *Northern Contracting v. Illinois*, Mo 00 C 4515 (ND II 2005), at 47. See also *Builders Association of Greater Chicago v. City of Chicago*, 298 F.Supp.2d 725 (N.D. Ill. 2003) ("A higher interest rate may make it impossible to submit the lowest bid in this highly competitive industry, or, indeed, to survive").

⁶ *Id.*

⁷ *Adarand v. Slater*, 228 F.3d 1147, 1170.

⁸ See *Concrete Works III*, 86 F.Supp.2d at 1072-73.

⁹ *Builders Association*, 298 F.Supp.2d 725 (N.D. Ill. 2003).

on home mortgage lending.¹⁰ Most of the research has relied on surveys, data from the Characteristics of Business Owners (CBO), NSSBF, and Community Reinvestment Act (CRA) data. Highlights of this literature are summarized below.

8.3.1 Survey Evidence

There have been national and local surveys supporting the findings of discrimination in lending. As noted above, the Tenth Circuit took judicial notice of the Denver study of lending discrimination. The Denver survey found that, controlling for sales, age of business, and net worth, denial rates were three times higher for African American firms than for nonminority firms.¹¹ The survey was, however, of a small sample.

A 1988 survey by Faith Ando found that 61.7 percent of African American commercial loan applications were accepted versus 89.9 percent of applications from nonminorities.¹² A U.S. Department of Commerce 1983 survey of 1,300 firms found that, after controlling for education, debt ratio, industry, experience, and credit rating for businesses with sales in excess of \$500,000, African American businesses had a 17 percent lower success rate of obtaining loans than nonminorities did.¹³

8.3.2 Characteristics of Business Owners (CBO) Database

In a series of studies using CBO data, Timothy Bates studied disparities in loans received by African American firms. In a 1991 study using 1982 CBO data, Bates found that nonminority firms received larger loans on average than African American firms after controlling for firm characteristics.¹⁴ In a 1992 study Grown and Bates has also found lower rates of loans going to construction firms in the CBO data.¹⁵ Consistent with the statement of the district court in *Adarand* cited above, Bates found that firms that start with more capital tend to be more viable and have higher survival rates. Controlling for access to bank lending, but ignoring firm location, survival rates for black start-ups matched white start-ups.¹⁶ In a 1997 study using the 1987 CBO data, Bates found that banks lend more per dollar of equity to nonminority-owned firms than to similarly situated African American-owned firms.¹⁷

8.3.3 National Survey of Small Business Finance

Loan Denials

The most detailed discussion of discrimination involving small business lending has used the NSSBF. Using the 1988-89 NSSBF, Cavalluzzo and Cavalluzzo found that African

¹⁰ See, e.g., Alicia Munnell et al., "Mortgage Lending in Boston: Interpreting the HMDA Data," 86 *American Economic Review* 25 (1996).

¹¹ Colorado Center for Community Development, "Survey of Small Business Lending in Denver" (1996).

¹² Faith Ando, "Capital Issues and the Minority-Owned Business," 16 *Review of Black Political Economy* 77 (Spring 1988).

¹³ U.S. Department of Commerce, "The State of Small Business" (1986), at 237-38.

¹⁴ T. Bates, "Commercial Bank Financing of White and Black-Owned Small Business Start-Ups," 31 *Quarterly Review of Economics and Business* 65 (Spring 1991).

¹⁵ C. Grown and T. Bates, "Commercial Bank Lending Practices and the Development of Black-Owned Construction," *Journal of Urban Affairs* (1992).

¹⁶ T. Bates, "Commercial Bank Financing of White- and Black-Owned Small Business Startups" .

¹⁷ T. Bates, "Unequal Access: Financial Institution Lending to Black and White-Owned Small Business Start-Ups," 19 *Journal of Urban Affairs* 487 (November 1997).

American males were 13 percent less likely to secure loans than nonminority males.¹⁸ Denial rates for African American-owned firms were 35 percent higher than for firms owned by nonminorities, controlling for risk characteristics. However, the sample of minority firms in the 1988-89 NSSBF was small.

In a paper using the 1993 NSSBF data, Blanchflower, Levin, and Zimmerman found that African Americans were more likely to say that credit was a serious problem (31%) than nonminorities (13%) and African American firms were less likely to apply for a loan because they thought they would be denied.¹⁹ Controlling for creditworthiness, African American firms were 28 percent more likely to have a loan denied than nonminority firms. The gap between African American and nonminority denial rates for small business loans was three and one half times greater than the gap in home mortgage loans. Controlling for credit, firm size, age, organizational type, education of owner, existence of line of credit, location, and industry still resulted in a 25 percent point difference in loan denial rate. Blanchflower et al. concluded that the “results suggest that even black owned firms with clean credit histories are at a significant disadvantage in getting their loans approved, holding constant other characteristics.” Blanchflower et al. did find there was smaller difference in loan denial rates between races for trade credit (from suppliers and credit card companies). These results were robust across several different econometric specifications.

In a published paper using the 1993 and 1998 NSSBF data, Blanchflower, Levine, and Zimmerman found raw loan denial rates of 27 percent for firms owned by nonminorities and 66 percent for firms owned by African Americans. They also found that African American-owned businesses were about twice as likely to be denied loans after controlling for creditworthiness and other factors.²⁰ The 1998 NSSBF includes Dunn and Bradstreet credit ratings as well as housing and nonhousing personal net worth data—both pieces of data that were not available in the 1989 and 1993 NSSBF.

Cavalluzzo and Wolken (2002) found substantial unexplained differences in loan denial rates between minority and white-owned firms after controlling for credit characteristics and personal wealth variables. While greater personal wealth was associated with a lower probability of loan denial, large differences in denial rates across demographic groups remained after controlling for personal wealth. They also found that African American denial rates was positively associated with lender market concentration.

Loan Applications

There are mixed results on applicant behavior. In a study using the 1993 NSSBF data (which had a larger sample of minority firms), in addition to disparities in loan denials Cavalluzzo found evidence of a “discouraged borrower effect”—that is, MBEs did not apply for loans because they assumed that they would be denied.²¹ Coleman found that black and Hispanic-owned firms were significantly more likely to avoid applying for loans

¹⁸ K. Cavalluzzo and L. Cavalluzzo, “Market Structure and Discrimination: The Case of Small Business,” 30 *Journal of Money, Credit and Banking* 771 (November 1998).

¹⁹ D. Blanchflower, P. Levine and D. Zimmerman, “Discrimination in the Small Business Credit Market” National Bureau of Economic Research working paper 6840 (1998).

²⁰ D. Blanchflower, P. Levine, and D. Zimmerman, “Discrimination in the Small-Business Credit Market,” *Review of Economics and Statistics* (November 2003): 930-943.

²¹ K. Cavalluzzo, “Competition, Small Business Financing, and Discrimination: Evidence from a New Survey,” (forthcoming) *Journal of Business*.

because they believed they would be denied.²² Cohn and Coleman, relying on the 1993 NSSBF found that black-owned firms were no less likely than white-owned firms to apply for a loan.²³ In their study of 1993 and 1998 NSSBF data, Blanchflower, Levine, and Zimmerman found African American-owned firms were less likely to apply for credit than firms owned by nonminorities.²⁴

Mitchell and Pearce estimated a model of model denials jointly with a model of loan applications.²⁵ They separated out banks from non banks (finance companies, government agencies, factoring companies and also separated out relationship loans (line of credit loans from transaction loan that require collateral and have less soft information they found that Hispanics and African Americans were less preferred borrowers for all outstanding loans and all transaction loans. They did not find this to be the case for female or Asian owned firms. They found loan denial probabilities significantly higher for black owners than otherwise identified white males.

They found minorities were more likely to have transaction loans from nonbanks and less likely to have bank loans of any kind. They found greater loan denial probabilities for blacks and Hispanics for transaction loans from banks and non banks They state that "while virtually all past research has likewise found evidence consistent with discriminatory lending practices against African American and Hispanic firms, our contribution is to hint that discrimination may be specific to particular segments of the loan market rather than general problem,"²⁶ they did not find evidence that lenders require less preferred borrowers to exhibit superior owner or firm characteristics theoretically transaction loans should be more objective than relationship loans.

Interest Rates

Blanchflower et al. also found differences in the interest rate charged to African American borrowers. Controlling for creditworthiness, African American borrowers were charged an average of one percentage point higher interest. Even African American firms with good credit were charged higher interest rates.²⁷

Patterns of Financing

The SBA's Office of Advocacy studied patterns of lending in the 1998 NSSBF. The SBA found that MWBEs were also found to have a different pattern of financing as compared with all small business in general. The SBA could not determine whether or not the different sources of financing was due to the reduced availability of certain types of credit to MWBEs.²⁸

²² S. Coleman, "The Borrowing Experience of Black and Hispanic-Owned Small Firms: Evidence from the 1998 Survey of Small Business Finances." 8 *The Academy of Entrepreneurship Journal* 1 (2002).

²³ R. Cohn and S. Coleman, "Borrowing Behavior of Small Black-Owned Firms," 6 *The Journal of Applied Management and Entrepreneurship* 68 (2001).

²⁴ D. Blanchflower, P. Levine, and D. Zimmerman, "Discrimination in the Small-Business Credit Market," *Review of Economics and Statistics* 930 (November 2003).

²⁵ K. Mitchell and D. Pearce, "The Availability of Financing to Small Firms Using the Survey of Small Business Finances," Report for the Office of Advocacy, U.S. Small Business Administration (May 2005).

²⁶ K. Mitchell and D. Pearce (2005), at 46.

²⁷ D. Blanchflower et al (November 2003).

²⁸ Office of Advocacy, U.S. Small Business Administration, "Financing Patterns of Small Firms: Findings from the 1998 Survey of Small Business Finance." Office of Advocacy. Washington, D.C., 2003.

Blanchflower et al. suggest that if there was discrimination in small business lending this may be reflected in greater reliance on credit cards by African American business owners. However, Blanchflower et al. did not find significant differences in access to credit cards or in credit card balances.

Regional Analysis

Regional analysis from the NSSBF has been conducted for other local agencies using a methodology similar to Cavalluzo and Blanchflower et al. A study of the NSSBF data for the NSSBF South Atlantic region, which includes the Virginia/District of Columbia/Maryland area, found that even after controlling for creditworthiness, African American firms were 28 percent more likely than nonminority-owned firms to have their loan request denied.²⁹ The study found that African Americans were more likely to use credit cards, but the differences was not statistically significant and there were no racial differences in credit card balances. The study also found that African American-owned firms with good credit history were charged a percentage point more in interest rates on small business loans. The study also found that African American and Hispanic American firms were much more likely to have a loan application denied in a survey of minority business loan applicants in the State of Maryland.

8.3.4 Community Reinvestment Act Data

There have been similar findings in local case studies of lending discrimination relying on CRA and Home Mortgage Disclosure Act (HMDA) data. There have been other studies of disparities in small business lending by race of neighborhood. The *Greater Philadelphia Capital Access Report* found that only 1 percent of small business loan dollars went to neighborhoods that were 80 percent African American.³⁰ Race remained a significant variable after controlling for other neighborhood characteristics, including income and industry mix.

Daniel Immergluck has conducted a series of studies of small business lending by race of neighborhood using CRA data. In a study of the Chicago metropolitan area, Immergluck found that minority areas receive fewer small business loans after controlling for firm density, firm size, and industrial mix.³¹ Immergluck used similar data on 1998 small business lending patterns in the Philadelphia area and found that after controlling for income, firm and residential population, industry, firm size, and credit history, African American tracts received far fewer loans than nonminority tracts.³² Going from an all-nonminority neighborhood to an otherwise equivalent, adjacent all-African American tract resulted in an estimated decline of 6.8 loans. Similarly, Canner also found

²⁹ NERA, "Utilization of Minority Business Enterprises by the State of Maryland" (2001), chapter 4.

³⁰ E. Quigley, *Greater Philadelphia Capital Access Report*, Policy Paper No. 2000-01 (January 2000).

³¹ D. Immergluck, "Intrametropolitan Patterns of Small Business Lending: What Do the New CRA Data Reveal?" 34 *Urban Affairs Review* 787 (1999). See also D. Immergluck, "How Changes In Small Business Lending Affect Firms In Low- And Moderate-Income Neighborhoods," *Journal of Developmental Entrepreneurship* (Aug 2003).

³² D. Immergluck, "Redlining Redux: Black Neighborhoods, Black-owned Firms, and the Regulatory Cold Shoulder," 38 *Urban Affairs Review* 22 (2002).

that minority tracts, after controlling for income, firm and residential population, industry, and regional location, receive fewer small business loans than nonminority tracts.³³

Bostic and Lampani added economic characteristics of a firm owners locale and geographic information, such as race of the neighborhood, to the NSSBF data and also found that neighborhood race can affect small business loan denial rates and that African Americans still faced significant disparities.³⁴ In their study, the disparity in denial rates in nonminority and minority neighborhoods actually increased after the neighborhood income was included in their statistical analysis.

8.4 Statistical Analysis

8.4.1 Selected Means by Race, Hispanic American Ethnicity, and Gender

Characteristics of Loan Applicants

For the South Atlantic Census Division,³⁵ **Exhibit 8-1** indicates that with the exception of Asian American-owned small businesses, minority-owned and female-owned firms were more likely to be denied credit than their nonminority counterparts—47 percent, 39 percent, and 26 percent for African American, Hispanic American, and female-owned business, respectively, versus 21 percent for nonminority-owned firms. The composition of the type of loans approved for minority-owned and nonminority-owned firms was also slightly different. In all cases, firms were more likely to receive new lines of credit, ranging from 34 percent for female-owned businesses to 51 percent for Asian American-owned small businesses. Hispanic American-owned and African American-owned small businesses were more likely to receive capital lease loans when compared with nonminority-owned firms—18 percent and 7 percent for Hispanic American and African American-owned firms compared with only 2 percent for nonminority-owned firms. The typical size of the loan approved for Hispanic American, African American and female owned firms was smaller and the estimated average size of a loan denied was larger for Hispanic American-owned firms and smaller for African American and female owned firms when compared with nonminority-owned firms.

³³ G. Canner, "Evaluation of CRA Data on Small Business Lending. Business Access to Capital and Credit," Federal Reserve System Research Conference Proceeding (March 1999), at 53-84.

³⁴ R. Bostic and P. Lampani, "Race, Geography, Risk and Market Structure: Examining Discrimination in Small Business Finance," *Business Access to Capital and Credit*, Federal Reserve System Research Conference Proceeding 149 (March 1999).

³⁵ South Atlantic Division includes the states of Maryland, West Virginia, North Carolina, South Carolina, Georgia, and Florida.

**EXHIBIT 8-1
SELECTED SAMPLE MEANS OF LOAN APPLICANTS FROM 1998 NSSBF DATA**

	All	White	Black	Asian	Hispanic	Female
% Of Firms Denied in the Last Three Years	24.0	21.4	46.8	0.0	38.7	25.9
Interest rate on approved loans (%)	8.80	8.64	10.05	7.87	10.48	8.51
Sample Size	156	117	21	6	11	32
Credit History of Firms/Owners						
% Owners with Judgments Against Them	4.5	4.7	5.6	0.0	2.5	4.4
% Firms Delinquent Business Obligations	13.7	13.3	15.4	0.0	26.1	14.9
% Owners Delinquent on Personal Obligations	13.7	13.1	28.8	0.0	11.4	11.2
% Owners Declared Bankruptcy in Past 7yrs.	2.2	2.0	3.5	5.4	2.9	1.8
Sample Size	641	477	88	24	47	151
Other Firm Characteristics						
% Female-Owned	25.5	23.8	31.5	59.2	27.2	100.0
Sales (in 1,000s of 1998 \$)	952	1063	346	462	369	387
Profits (in 1,000s of 1998 \$)	112	113	146	79	51	66
Assets (in 1,000s of 1998 \$)	394	443	147	150	166	132
Liabilities (in 1,000s of 1998 \$)	254	284	122	94	97	77
Owner's Years of Experience	18.6	19.6	13.8	9.0	15.2	15.0
Owner's Share of Business	84.9	84.6	90.9	81.8	81.7	86.4
Less Than High School	3.1	2.3	5.5	0.0	12.6	2.4
High School Degree	25.1	26.4	18.6	13.6	19.5	31.2
Some College but No Degree	15.1	16.9	6.8	0.0	7.5	14.5
Associates Degree Occupational/Academic	4.8	3.8	11.5	0.0	13.5	5.3
Trade School Vocational Program	4.7	4.2	12.5	0.0	2.3	4.1
College Degree	29.4	29.2	27.8	43.9	28.1	26.4
Post Graduate Degree	17.9	17.2	17.4	42.6	16.5	16.1
Sole Proprietorship	41.4	41.4	46.6	53.3	32.4	49.2
Partnership	3.5	3.5	4.2	0.0	2.5	3.4
S Corporation	32.7	31.8	35.6	26.7	36.2	27.9
C Corporation	22.4	23.4	13.6	20.0	28.9	19.5
Total Number of Workers	9.1	9.6	6.1	6.8	6.3	5.9
Firm Age, in Years	12.3	12.8	10.3	8.3	9.8	10.7
% New Firms (less than 5 yrs old)	27.9	26.9	34.2	33.8	37.6	38.5
% Firms Located in MSA	81.5	80.7	80.6	92.3	93.2	79.6
Sample Size	641	477	88	24	47	151
Characteristics Of Loan Application						
MRL Amount Approved (in 1,000s of 1998 \$)	120	127	61	244	39	61
MRL Amount Denied (in 1,000s of 1998 \$)	88	85	58	0.0	145	21
New Line of Credit	40.8	40.4	43.9	51.3	45.9	34.2
Capital Lease	3.5	2.0	7.1	4.8	18.5	0.0
Mortgage for Business Purpose	6.7	7.0	6.4	25.3	0.0	12.8
Vehicle Loan for Business Purpose	17.5	18.5	13.8	0.0	0.0	21.8
Equipment Loan	10.6	10.5	11.3	0.0	15.4	15.5
Other Loan	20.9	21.6	17.6	18.6	20.1	15.8
Sample Size	156	117	21	6	11	32

Source: 1998 NSSBF

Credit History of Firms/Owners

Regarding credit history, a major difference is seen in the fraction of delinquent business or personal obligations. In the case of Hispanic Americans, the estimated fraction of firms with delinquent obligations was substantially larger when compared with nonminority-owned small businesses—26 percent versus 13 percent—whereas in the case of African Americans, the estimated fraction of owners with personal obligations was substantially larger when compared with nonminority owners—29 percent versus 13 percent.

Other Firm Characteristics

In all cases, minority and female-owned businesses were typically much smaller than nonminority-owned firms. Average dollar sales for minority and female-owned firms were less than half the average sales, and average assets were only about a quarter of those for nonminority-owned firms in 1998. Also, nonminority-owned firms are estimated to have more workers—9.6 versus 6.1, 6.8, 6.3, and 5.9 for African American, Asian American, Hispanic American, and female owned firms, respectively.

It is interesting that based on the 1998, SSBF estimates, minority and female-owned firms were relatively more profitable than nonminority-owned firms. In the case of African American-owned firms, despite being substantially smaller, not only were they more profitable but the estimated profits were actually larger.

Minority and female-owned firms were more likely to be younger and their owners were more likely to have fewer years of experience. With the exception of Asian American owners, educational attainment at the upper end of the distribution (college degree or better) was about the same for nonminority, African American, Hispanic American, and female owners. Asian American owners were more likely to have either a college or postgraduate degree.³⁶

8.4.2 Estimated Probit Model of Loan Denial Probability

In **Exhibit 8-2**, estimates for five probit models are presented for loan denial rates in the South Atlantic census division. In this study and along the lines suggested by Blanchflower et al., a number of specifications were estimated.³⁷ The estimates presented give the marginal effect of a change in the variable on the probability of loan denial. For example, in model (1) shown in **Exhibit 8-2**, the estimated probability of having a loan denied increases by about 27 percent, 17 percent, and 2.7 percent for African American-owned, Hispanic American-owned and female-owned firms, respectively.

In model (1), only the race/ethnicity/gender ownership variable is specified. However, this is insufficient to prove discrimination (whether it results from disutility or is statistical). It could very well be that differences may be explained by variability in objective factors influencing the creditworthiness of the firm or the owners of the firm.

In subsequent models, additional variables are included in order to give a more detailed analysis of factors affecting loan denial probabilities. From model (1) to model (5), the

³⁶ For Asian American-owned firms, given the small number of observations for them, the estimated values are likely to have a large sampling error.

³⁷ D. Blanchflower et al. (2003).

number of explanatory variables increases from 1 to 23 variables. For all the models estimated, the only ethnic/race/gender ownership variable determined to be statistically significant is the African American-ownership variable. Its statistical relationship with the estimated probability of loan denial becomes stronger with the addition of other variables.³⁸

**EXHIBIT 8-2
ESTIMATED PROBIT MODEL OF LOAN DENIAL PROBABILITY**

Specification: Additional Variables Included	Black	Hispanic	Female	Sample Size
(1) None	0.274 (1.69)	0.174 (1.01)	0.027 (0.32)	156
(2) Model (1) plus creditworthiness measures and education attainment variables	0.349 (2.33)	0.208 (1.11)	0.025 (0.30)	156
(3) Model (2) plus Dunn and Bradstreet credit rating variables	0.350 (2.41)	0.250 (1.24)	-0.004 (-0.05)	156
(4) Model (3) plus other firm characteristic and loan characteristic variables	0.447 (2.15)	0.258 (1.12)	0.091 (0.88)	156
(5) Model (4) plus housing and non-housing wealth variables	0.451 (2.16)	0.262 (1.12)	0.093 (0.91)	156

¹ t-statistics are given in the parenthesis.

In the first model, which includes only the ownership variable, none of the ownership variables are statistically significant.³⁹ In this model, a very simple relationship was estimated for the probability of loan denial and the ownership variables.

The most prominent finding in these analyses is the impact that the addition of other potential factors has on the statistical significance of the African American-ownership variable. In model (2), where a number of creditworthiness measures and education attainment variables are included, the African American-ownership variable is statistically significant and remains such with the incremental addition of variables up to model (5), which includes 22 variables along with the African American-ownership variable.

The empirical results indicate a very troubling phenomenon in regard to African American-owned firms in the South Atlantic census division. The statistical results indicate that the marginal effect of African American ownership on the likelihood of loan denial is approximately 45 percent or almost equivalent to the overall denial rate of 47 percent shown in **Exhibit 8-2**. This result implies that the net effect of all other observed factors (22 variables) on the probability of loan denial other than the applicant's race is only about 2 percent.

³⁸ A model including an Asian American-ownership model was not estimated because each loan application submitted by Asian American-owned firms (of which there were only six in the South Atlantic census division) over the last three years was approved.

³⁹ Statistical significance is defined as the 0.05 level of significance.

8.4.3 Estimated OLS Model of Interest Rates Charged

Similar to what was done in the case of loan denial rates, a series of interest-rate models was estimated using standard ordinary-least squares (OLS) regression (**Exhibit 8-3**). The simplest model, model (1), was estimated regressing interest rate on ethnic/racial/gender ownership variables. In these interest rate charged models, the Hispanic American-ownership variable proved the most interesting. In the case of the African American-ownership variable, even though the sign of its coefficient was positive in all cases, it was never statistically significant. In the case of the female-ownership variable, the sign of its coefficient was negative and statistically insignificant in every case.

The Hispanic American-ownership variable in the simple model (as in the case of the African American-ownership variable in the loan denial probability model) was positive and statistically insignificant. However, with the addition of other variables, which are of potential relevance to interest rate charged, the statistical strength of the Hispanic American-ownership variable improved. With the addition of a number of creditworthiness and educational attainment variables, the Hispanic American-ownership became statistically significant. Furthermore, the statistical strength of it became marginally stronger with the addition of other variables up through model (5).

**EXHIBIT 8-3
ESTIMATED OLS MODEL OF INTEREST RATES CHARGED¹**

Specification: Additional Variables Included	Black	Hispanic	Female	Sample Size
(1) None	1.32 (1.30)	1.78 (1.84)	-0.40 (-0.77)	125
(2) Model (1) plus creditworthiness measures and education attainment variables	1.31 (1.36)	2.03 (2.16)	-0.21 (-0.41)	125
(3) Model (2) plus Dunn and Bradstreet credit rating variables	1.36 (1.41)	2.03 (2.14)	-0.14 (-0.26)	125
(4) Model (3) plus other firm characteristic and loan characteristic variables	1.02 (1.02)	2.35 (2.36)	-0.02 (-0.04)	125
(5) Model (4) plus housing and nonhousing wealth variables	1.04 (1.03)	2.36 (2.34)	-0.001 (0.00)	125

¹ t-statistics are given in the parenthesis.

8.4.4 Estimated Probit Model Of The Probability Of Applications

In **Exhibit 8-4**, the parameter estimates for six probit models are presented for no-loan application rates in the South Atlantic census division. In this study and along the lines suggested by Blanchflower et al, a number of specifications were estimated.⁴⁰

In model (1), only the race/ethnicity/gender ownership variable is specified. However, this is insufficient to prove discrimination (whether it results from disutility or is statistical). It could very well be that differences may be explained by variability in objective factors influencing the loan application rates of the firm or the owners of the firm.

In subsequent models, additional variables are included in order to give a more detailed analysis of factors affecting no-loan application probabilities. From model (1) to model (6), the number of explanatory variables increases from one to twenty-two variables. The ethnic/race/gender ownership variable was determined to be statistically insignificant in each of the models estimated.

**EXHIBIT 8-4
ESTIMATED PROBIT MODEL OF THE PROBABILITY OF LOAN APPLICATION:
SOUTH ATLANTIC CENSUS DIVISION¹**

Specification: Additional Variables Included	Black	Hispanic	Female	Sample Size
(1) None	-0.024 (-0.349)	-0.025 (-0.329)	0.019 (0.520)	641
(2) Model (1) plus creditworthiness measures and education attainment variables	-0.033 (-0.458)	0.006 (0.077)	0.030 (0.866)	641
(3) Model (2) plus Dunn and Bradstreet credit rating variables	-0.025 (-0.358)	0.012 (0.171)	0.026 (0.723)	641
(4) Model (3) plus other firm characteristic variables	-0.016 (-0.232)	0.033 (0.468)	0.039 (1.077)	641
(5) Model (4) plus housing and non-housing wealth variables	-0.010 (-0.144)	0.038 (0.549)	0.039 (1.107)	641
(6) Model (5) plus type of firm	-0.003 (-0.040)	0.040 (0.592)	0.037 (1.021)	641

¹ t-statistics are given in the parenthesis.

⁴⁰ D. Blanchflower et al. (2003).

9.0 FINDINGS AND CONCLUSIONS

9.0 FINDINGS AND CONCLUSIONS

In March 2005, MGT of America, Inc. (MGT), was retained to conduct a business utilization causation study for the City of Columbia (“City” or “Columbia”) to determine whether there was a compelling interest to justify a Minority and Women-Owned Business Enterprise (M/WBE) program for the City. The study consisted of fact-finding to determine whether existing City efforts had eliminated active and passive discrimination; to analyze city procurement trends and practices for the three-year interval from July 1, 2003, through June 30, 2005; and to evaluate various options for future program development.

The purpose of this study was to determine if there were disparities in procurement related to the race, ethnicity, or gender of businesses utilized by the City—and if any disparities were found, to present evidence on various factors that might account for them.

The results of this study and conclusions drawn are presented in detail in chapters 2.0 through 8.0 of this report. MGT found that M/WBEs continued to be substantially underutilized in the majority of the procurement categories. Finally, MGT presents substantial evidence of continued barriers to the utilization of M/WBEs in the Columbia private sector marketplace.

The following sections summarize each of the study’s findings, which are followed by related recommendations (in some cases, several per finding). Where applicable, commendations are also noted in those instances in which the City already has procedures, programs, and policies in place that respond to findings.

9.1 Utilization and Disparity in Prime Contracts

FINDING 9-1.1

M/WBE Utilization

The City of Columbia spent approximately \$254 million on construction, architectural and engineering (A&E), professional services, goods and services, and other services during the three year study period.

M/WBE prime utilization by the City is summarized in **Exhibit 9-1**.

**EXHIBIT 9-1
SUMMARY OF UTILIZATION
BY BUSINESS CATEGORY**

Business Category	African American	Hispanic American	Asian American	Native American	Nonminority Women	Nonminority Firms
Construction Prime Contractors	.77%	0%	0%	0%	1.21%	98.01%
Construction Subcontractors	1.82%	0%	.29%	0%	3.65%	94.24%
Architecture and Engineering Primes	1.66%	0%	14.36%	0%	1.86%	82.12%
Architecture and Engineering Subconsultants	4.01%	0%	5.04%	0%	0%	90.95%
Professional Services	7.57%	0%	.12%	0%	.25%	92.07%
Professional Services Subs	33.80%	0%	0%	0%	31.94%	34.26%
Other Services	21.44%	.03%	0%	0%	1.53%	77.01%
Goods and Supplies Vendors	.52%	0%	0%	0%	3.80%	95.68%

Source: Chapter 4.0, Analysis Results.

FINDING 9-1.2

Disparity in M/WBE Prime Utilization

As shown in **Exhibit 9-2**, substantial disparity exists for the following underutilized M/WBE groups:

**EXHIBIT 9-2
SUMMARY OF M/WBE PRIME UNDERUTILIZATION**

Business Category	African American	Hispanic American	Asian American	Native American	Nonminority Women
Construction Primes	Yes	Yes	Yes	Yes	Yes
Architecture and Engineering Consultants	Yes	Yes	Yes	Yes	Yes
Professional Services	No	Yes	Yes	Yes	Yes
Other Services	No	Yes	Yes	Yes	Yes
Goods and Supplies	Yes	Yes	Yes	Yes	No

Source: Chapter 4.0, 5.0, Analysis Results

FINDING 9-1.3

Disparities in Self-Employment and Revenue Earnings

In general, findings from the U.S. Bureau of the Census Public Use Micro Sample (PUMS) 2000 data for the Columbia MSA indicate that there were statistically significant disparities in entry into and earnings from self-employment by women and minorities after controlling for education, age, wealth, and other variables.

FINDING 9-1.4

Private Sector Utilization in the Columbia Construction Industry

Exhibit 9-3 provides a summary of the utilization of M/WBEs in private commercial construction in the Columbia relevant market area in comparison with M/WBE utilization by the public sector. All of the Reed Construction M/WBE utilization occurred in 2004 and is based on the City's local market area¹.

**EXHIBIT 9-3
CITY OF COLUMBIA
PRIME CONTRACTOR UTILIZATION ANALYSIS FOR PRIVATE SECTOR
CONSTRUCTION**

Business Category/Data Source	African American	Hispanic American	Asian American	Native American	Nonminority Women	M/WBE Firms	Non-M/WBE Firms
Prime Contractors							
City of Columbia Construction Prime Contractors	0.77%	0.00%	0.00%	0.00%	1.21%	1.99%	98.01%
Private Construction Prime Contractors (Building Permits)	2.86%	0.00%	0.00%	0.00%	0.00%	2.86%	97.14%
Private Construction Prime Contractors (Reed Construction)	5.44%	0.00%	0.00%	0.00%	0.00%	5.44%	94.56%

Sources: City of Columbia public data, City of Columbia building permit data, and Reed Construction Data.

FINDING 9-1.4

Regression Analysis

M/WBE firms responding to the telephone survey earned significantly less revenue in 2004 than did their non-M/WBE counterparts, after controlling for number of employees, company age, owner education, owner experience, and percentage of private sector contracting, supporting the conclusion that M/WBE status is negatively related to earnings when compared with earnings for non-M/WBEs.

FINDING 9-1.5

Disparities in Loan Denials and Interest Rates

An econometric analysis of loan denial data in the National Survey of Small Business Finance for the region including South Carolina found that African Americans were more likely to be denied small business loans after controlling for creditworthiness, education, and firm characteristics. The greater denial rate for African Americans was statistically significant.

¹ The private sector analysis for RCD data was based on the local market area for the City, which included Richland County, SC; Kershaw County, SC; Lexington County, SC; Saluda County, SC; Newberry County, SC; Chesterfield County, SC; Charleston County, SC; Sumter County, SC; Duval County, SC; Anderson County, SC; and Greenwood County, SC.

FINDING 9-1.6

Perceptions of Discrimination

Some firms attributed their negative experiences in the marketplace to discrimination. Seventeen percent of African American firms surveyed believed that discrimination was a factor.

RECOMMENDATION 9-1.1

Annual Aspirational M/WBE Goals

This study provides evidence to support the establishment of a moderate program to promote M/WBE utilization. This conclusion is based primarily on substantial statistical disparities in current M/WBE utilization, substantial disparities in the private marketplace, evidence of discrimination in business formation and revenue earned from self-employment, the regression analysis of disparities in firm revenue, and some anecdotal evidence of discrimination. The City should tailor its minority participation programs to remedy each of these specific disparities.

Exhibit 9-4 provides guidance on setting initial annual goals for an M/WBE program. These M/WBE goals by business category are annual goals, not rigidly set project goals.

To establish a benchmark for goal setting, goals should be based on relative M/WBE availability.²

The primary means for achieving these aspirational goals should be a Small Business Enterprise (SBE) program, race-neutral joint ventures, outreach, and adjustments in City procurement policy.

RECOMMENDATION 9-1.2

Narrowly Tailored S/M/WBE Program

Recent developments in court cases involving federal Disadvantaged Business Enterprise (DBE) programs provide important insight on the design of local M/WBE programs. In January 1999, the United States Department of Transportation (USDOT) published its final DBE rule in Title 49, Code of Federal Regulations, Part 26 (49 CFR 26). In the latest round of the DBE litigation, the Courts found the new DBE regulations to be narrowly tailored.³ The federal DBE program has certain features, shown in **Exhibit 9-5**, that contribute to its being characterized as being a narrowly tailored remedial procurement preference program. The City should consider adopting these features for any new narrowly tailored M/WBE program.

² The M/WBE aspirational goal is 80 percent of availability. These aspirational goals are set below estimated M/WBE availability. The 80 percent is derived from the concept that if M/WBE utilization is less than 80 percent, then disparity is substantial. This conservative adjustment reflects a concern that the program errs on the side of narrow tailoring. In principle, goals can be slightly above estimated M/WBE availability.

³ *Adarand v. Slater*, 228 F.3d 1147 (10th Cir 2000), *Gross Seed. v. State of Nebraska*, 345 F.3d 968 (8th Cir. 2003); cert denied, 158 L.Ed. 2d 729 (2004), *Northern Contracting v. Illinois DOT*, 2005 U.S. Dist. LEXIS 19868 (ND IL 2005).

EXHIBIT 9-4
CITY OF COLUMBIA
RECOMMENDED RACE & GENDER ASPIRATIONAL GOALS
BY BUSINESS CATEGORY AND M/WBE CLASSIFICATIONS

Goal Determination by Business Owner Classification	% of Dollars	% of Available Firms	Goal (.8 * avail.)
<i>Construction Prime Contractors</i>			
African Americans	0.77	20.88	16.70
Hispanic Americans	0.00	0.25	0.20
Asian Americans	0.00	0.25	0.20
Native Americans	0.00	0.00	0.00
Nonminority Women	1.21	5.65	4.52
<i>Architecture and Engineering Consultants</i>			
African Americans	1.66	8.64	6.91
Hispanic Americans	0.00	1.23	0.98
Asian Americans	14.36	1.23	0.98
Native Americans	0.00	0.00	0.00
Nonminority Women	1.86	3.70	2.96
<i>Professional Services Consultants</i>			
African Americans	7.57	4.60	3.68
Hispanic Americans	0.00	0.07	0.06
Asian Americans	0.12	0.14	0.11
Native Americans	0.00	0.00	0.00
Nonminority Women	0.25	0.94	0.75
<i>Other Services Vendors</i>			
African Americans	21.44	11.57	9.26
Hispanic Americans	0.03	0.47	0.38
Asian Americans	0.00	0.00	0.00
Native Americans	0.00	0.00	0.00
Nonminority Women	1.53	1.89	1.51
<i>Goods and Supplies Vendors</i>			
African Americans	0.52	4.06	3.25
Hispanic Americans	0.00	0.18	0.14
Asian Americans	0.00	0.09	0.07
Native Americans	0.00	0.09	0.07
Nonminority Women	3.80	1.48	1.18

**EXHIBIT 9-5
NARROWLY TAILORED M/WBE/DBE PROGRAM FEATURES**

	Narrowly Tailored Goal-Setting Features	DBE Regulations
1.	The City should not use M/WBE quotas.	49 CFR 26(43)(a)
2.	The City should use race- or gender-conscious set-asides only in extreme cases.	49 CFR 26(43)(b)
3.	The City should meet the maximum amount of M/WBE goals through race-neutral means.	49 CFR 26(51)(a)

RECOMMENDATION 9-1.3

SBE Program for Prime Contracts

A strong SBE program is central to of maintaining a narrowly tailored program to promote M/WBE utilization. Guidance on SBE programs can be found in features of other SBE programs around the United States, including:

- Setting aside contracts for SBEs (City of Phoenix, AZ SBE Reserve Program; San Diego SBE program; Hillsborough County, FL SBE program; Broward County, FL SBE Program; Dade County, FL Community SBE Program; Port Authority of New York and New Jersey SBE Program);
- Providing preferences to SBEs bidding on contracts (Dade County, FL Community SBE Program; Port Authority of New York and New Jersey SBE Program, East Bay Municipal Utility District Contract Equity Program);
- Setting SBE goals on formal and informal contracts (City of Charlotte, NC SBE Program);
- Setting department goals for SBE utilization (City of Charlotte, NC SBE Program);
- Providing access to low-cost insurance on small projects (City of San Diego, CA Minor Construction Program);
- Providing bid preferences to SBEs on tax-assisted projects (City of Oakland, CA Local Small Business Enterprise Program);
- Making SBE utilization part of department performance review (City of Charlotte, NC SBE Program).

A starting point for a construction pilot program would be a program similar to the one in place in the North Carolina Department of Transportation (NCDOT). In the NCDOT program, small contractors are defined as firms with less than \$1.5 million in revenue. There is a small contractor goal of \$2 million for each of the 14 NCDOT divisions. The

current cap on project size for small contractors is \$500,000. For contracts less than \$500,000 NCDOT can solicit three informal bids from small business enterprises.⁴ San Diego sets aside all construction contracts under \$250,000 for SBEs. Hillsborough County, Florida has a SBE set-aside for all construction contracts under \$200,000.

RECOMMENDATION 9-1.4

HUBZones

Another variant of an SBE program provides incentives for SBEs located in distressed areas. For example, under the 1997 Small Business Reauthorization Act, the federal government started the federal HUBZone program. To qualify as a HUBZone firm, a small business must meet the following criteria: (1) it must be owned and controlled by U.S. citizens; (2) at least 35 percent of its employees must reside in a HUBZone; and (3) its principal place of business must be located in a HUBZone.⁵

The same preferences that can be given to SBEs can be given to HUBZone firms. For example, the City of New York has a HUBZone-type program providing subcontracting preferences to small construction firms (with less than \$2 million in average revenue) that meet either of the following criteria: 1) they perform 25 percent of their work in economically distressed areas 2) 25 percent of their employees are economically disadvantaged individuals.⁶

HUBZone programs can serve as a vehicle for encouraging M/WBE contract utilization. Nationally, there are 5,357 female and minority HUBZone firms, representing 56.2 percent of total HUBZone firms.⁷ In South Carolina, there are 119 women and minority HUBZone firms, representing 60.1 percent of total HUBZone firms. In the city, there are 48 M/WBE HUBZone construction firms, 62.3 percent of total firms.

RECOMMENDATION 9-1.5

Emerging Business Enterprise Program

Following the federal model some agencies have added disadvantaged business enterprise programs. SBE programs focus on the disadvantage of the business, HUBZone programs focus on the disadvantage of the business location, and DBE programs focus on the disadvantage of the individual operating the business. The City of Milwaukee defines disadvantage along six dimensions:

⁴ NCGS § 136-28.10(a).

⁵ 13 C.F.R. 126.200 (1999). The State of California provides a 5 percent preference for a business work site located in state enterprise zones and an additional 1-4 percent preference (not to exceed \$50,000 on goods and services contracts in excess of \$100,000) for hiring from within the enterprise zone. (Cal Code Sec 4530 *et seq.*) Minnesota's bid preferences are limited to small businesses operating in high unemployment areas.

⁶ New York Administrative Code § 6-108.1. For a description of the New York local business enterprise program see <http://www.nyc.gov/html/sbs/html/lbe.html>. Miami-Dade has a Community Workforce Program that requires all Capital Construction Projects contractors to hire 10 percent of their workforce from Designated Target Areas (which include Empowerment Zones, Community Development block grant Eligible Block Groups, Enterprise Zones and Target Urban Areas) in which the Capital Project is located. (Miami Ordinance 03-237.)

⁷ Based on the SBA pro-net database located at <http://pro-net.sba.gov/pro-net/search.html>.

- disadvantage with respect to education;
- disadvantage with respect to location;
- disadvantage with respect to employment;
- social disadvantage (lack of traditional family structure, impoverished background, and related issues);
- lack of business training; and
- economic disadvantage (credit issues, inability to win contracts, and related issues).

The City of Milwaukee defines an emerging business as a business owned by an individual satisfying the sixth dimension of disadvantage and three out of the five other dimensions of disadvantage.⁸ The City of Milwaukee has set a goal of 18 percent spending with emerging businesses, including both prime contracting and subcontracting.

RECOMMENDATION 9-1.6

Joint Ventures

M/WBE prime contractor utilization on large City construction projects has been low. For example, the City of Atlanta requires establishment of joint ventures on large projects of over \$10 million.⁹ Primes are required to joint venture with a firm from a different ethnic/gender group in order to ensure prime contracting opportunities for all businesses. This rule applies to M/WBEs as well as non-minority firms. The Richland School District in Columbia has also embarked on joint venture teaming arrangements in construction.

RECOMMENDATION 9-1.7:

Bidder Rotation

The City should be commended for encouraging of bidder rotation for small purchases.¹⁰ The City should consider expanding its system of bidder rotation to include majority and M/WBE firms. Some political jurisdictions use bidder rotation schemes to limit habit purchases from majority firms and to ensure that M/WBEs have an opportunity to bid along with majority firms. A number of entities, including the City of Indianapolis; Fairfax County, Virginia; the Port Authority of New York; and New Jersey and Miami-Dade County, use bidding rotation to encourage M/WBE utilization, particularly in A&E, an area where the City currently has no M/WBE utilization. Some examples of bidder rotation from other entities include:

- Miami-Dade County uses small purchase orders for the Community Business Enterprise program and rotates on that basis. It also

⁸ Milwaukee Ordinance, Emerging Business Enterprise Program, 360-01 (12).

⁹ City of Atlanta Ordinance Sec. 2-1450 and Sec. 2-1451.

¹⁰ Columbia City Code, Appendix G, Procurement Regulations, § 1.15(b)(1).

utilizes an Equitable Distribution Program, whereby a pool of qualified A&E professionals are rotated awards of county miscellaneous A&E services as prime contractors and subcontractors.

- The City of Atlanta rotates teams of A&E firms that include M/WBE joint venture partners.
- DeKalb County, Georgia has used a form of bidder rotation called a bidder box system to promote M/WBE utilization. This system selects a group of bidders from the list of county-registered vendors to participate in open market procurements. Under the bidder rotation system, the buyer identifies the commodity or service by entering an item box number. Using this item box, the computer selects five or six firms. The lowest responsible bidder is awarded the contract. M/WBEs were afforded a greater number of bid opportunities than would ordinarily be the case with a sequential selection process.
- The Port Authority of New York and New Jersey has a Quick Bid rotation system for small contracts of less than \$500,000. In this program, the agency solicits bids via telephone and fax from a minimum of six contractors on a rotating basis. The period between bid, award, and contract start is generally not more than six weeks. Bidders are provided free construction documents with which to prepare their bids.¹¹

RECOMMENDATION 9-1.8

Tax Allocation Districts and Development Initiatives

Chapter 7.0 of this report documented low utilization in the Columbia MSA private sector. At the same time, there is demonstrated capacity as, evidenced by \$25.7 million in spending by the school system on bond referendum projects with small firms and M/WBEs.

The City of Atlanta has encouraged private sector M/WBE utilization by two methods: (1) asking prospective bidders to report their private sector M/WBE utilization, and (2) setting aspirational M/WBE goals on private sector projects with significant City tax incentives, such as tax allocation districts.

RECOMMENDATION 9-1.9

Performance Reviews

Commitment from the top leadership is core element of most summaries of best practices in M/WBE programs.¹² The City should require employees with procurement

¹¹ Port Authority of NY & NJ, Engineering Department, *2002 Construction Program*, at 8.

¹² See, e.g., National Women's Business Council, *1999 NWBC Best Practices Guide: Contracting with Women* (July 1999); R. Auskalnis, C. Ketchum and C. Carter, *Purchasing From Minority Business Enterprise: Best Practices*, Center For Strategic Supply Research (1995)..

authority to be evaluated on their and SBE utilization as part of their performance review. The City should also ensure that all personnel with purchasing power are fully trained concerning the City's S/M/WBE program and conform with the program requirements when they solicit bids and make purchases.

9.1.2 Procurement Findings, Commendations, and Recommendations

FINDING 9-2: Limited Information

There were anecdotal reports of inadequate pre-bid information on projects. Some key concerns reported in the survey were:

- availability and accessibility of information about pending projects (27 percent of African American respondents); and
- limited information received on contracting policies and procedures (15 percent of African American respondents).

COMMENDATION and RECOMMENDATION 9-2: M/WBE and SBE Outreach

The City should be commended for the Make Me a Match forum, workshops, and seminars. There are several vehicles by which City outreach efforts can be strengthened:

- The City should provide more forecasts of business opportunities to SBE and M/WBE vendors.
- The City should partner with federal procurement efforts to market to M/WBE firms in the region.
- City agencies can feature S/M/WBEs in employee newsletters to promote firm awareness.

The effectiveness of S/M/WBE outreach can also be improved by classifying businesses into three categories:

- Category A: Firms that are new to government contracting. These firms should be directed to the Procurement Technical Assistance Center (PTAC), the Small Business Development Center (SBDC), and the Minority Business Development Center (MBDC). The City should not duplicate PTAC, SBDC, or MBDC services.
- Category B: Firms that are familiar with government contracting in general but not with the particular agency. These firms should be handled via quarterly group seminars and an enhanced Web site that answers routine questions.
- Category C: Firms that already have government contracts and are looking for more specific assistance. Some agencies allow for new businesses to make 15-minute presentations of corporate capabilities to program managers. The City can also provide

unsuccessful bidders with feedback and brief S/M/WBEs on quality assurance standards.

FINDING 9-3

M/WBE Utilization and Contract Size

M/WBE utilization was stronger for smaller contracts than for larger contracts. Contract size and performance bonds were the issues mentioned most in surveys of and interviews with M/WBEs as barriers to utilization by the City. Only six of the 77 prime construction contracts received by M/WBEs were greater than \$100,000.

RECOMMENDATION 9-3.1

Contract Sizing

The City should concentrate its efforts on issuing contracts in smaller dollar amounts, thus expanding opportunities for smaller M/WBE firms to do business with the City. As recommended in the OMB Contract Bundling Report, the City should consider limiting the use of contract bundling to those instances where there are considerable and measurable benefits, such as decreased time in acquisition, at least 10 percent in cost savings, or improved contract terms and conditions.¹³

RECOMMENDATION 9-3.2

Construction Management, Request for Proposals, and Design-Build

One method of debundling in construction is to use multiprime construction contracts in which a construction project is divided into several prime contracts that are then managed by a construction manager. For example, this approach has been used on projects where each prime contractor is responsible for installation and repair in particular areas. The construction manager is responsible for obtaining materials at volume discounts based upon total agency purchases. If one contractor defaults, a change order is issued to another prime contractor working in an adjacent area.

Construction management also facilitates the rotation of contracts within an area of work. For example, if several subcontractors have the capacity to bid on an extended work activity (e.g., concrete flat work, traffic control, hauling), the construction manager can rotate contracting opportunities over the duration of the activity.

Using a request for proposal (RFP) process can provide the flexibility for including M/WBE participation in prime contractor requirements and selection. One of the nonfinancial criteria can be the proposer's approach to and past history with M/WBE subcontractor utilization as well as women and minority workforce participation. A number of universities around the country, the Charlotte-Mecklenburg School System in

¹³ Office of Management and Budget, "Contract Bundling—A Strategy for Increasing Federal Contracting Opportunities for Small Business" (October 2002).

North Carolina, and the Tri-County Metropolitan Transportation District of Oregon have had successful experiences with this approach.¹⁴

RECOMMENDATION 9-3.3

Promoting M/WBE Collaboration

If contract size cannot be reduced to match M/WBE capacity, the City should look for instances in which M/WBE capacity can be increased to match contract size. M/WBE capacity can be increased by encouraging joint ventures among M/WBEs. For example, in Oregon the Northeast Urban Trucking Consortium, an organization composed of seven M/WBE independent trucking firms with a total of 15 trucks won a \$2 million trucking contract. The U.S Environmental Protection Agency (EPA) also encourages its grant recipients to promote such collaboration for large projects.¹⁵ M/WBE collaboration can be encouraged by citing consortium examples in OBO newsletters and increasing outreach for projects where such collaboration may be effective. The City should not apply anti-collusion provisions in City RFPs to restrict the ability of small and M/WBE firms to partner in pursuit of City projects.

RECOMMENDATION 9-3.4

State Contracts

The use of state contracts for large purchases can impede M/WBE utilization, even when M/WBEs are the low bidder. Purchase off of state contracts is particularly an issue with car purchases, a procurement area where there can be significant number of M/WBE vendors. Fulton County, GA addressed this problem by removing car purchases from the category of purchases from state contracts.

FINDING 9-4

Small Purchases

While M/WBE utilization was stronger on smaller purchases, there was still underutilization in some areas, such as goods.

COMMENDATION AND RECOMMENDATION 9-4.1

Small Purchases

Small purchases secured through informal procurement methods are an area in which buyers can become particularly comfortable with incumbent vendors. The City should be commended for provisions requiring the solicitation of small and M/WBE firms for small purchases. Additional measures can be taken to increase M/WBE participation in informal purchases. First, the use of new M/WBE vendors can be an element in buyer evaluations. Second, taking a cue from “social norms marketing,” the City should publish

¹⁴ Federal Transit Administration, *Lessons Learned #45* (May 2002).
www.fta.dot.gov/library/program/ll/man/ll45.html

¹⁵ 40 C.F.R. '35.3145(d)(4).

data on buyer use of M/WBE vendors in informal purchases. These data should include statistics on median M/WBE dollar utilization by individual buyers, high levels of M/WBE utilization by individual buyers, and the number of M/WBEs utilized by buyers. Many buyers may think they are performing adequately and may not realize the possibilities and acceptable norms of buyer behavior in the area of small informal purchases.

RECOMMENDATION 9-4.2

Fully Operated Rental Agreements

Under these arrangements (utilized by NCDOT) a firm may bid an hourly rate for using certain equipment and the necessary staff. In these field-let contracts engineers select the firm with the appropriate equipment and the lowest bid rate. If that firm is not available then the engineers select the next lowest hourly rate. This rental agreement technique is used primarily to supplement NCDOT equipment in the event of NCDOT equipment failure or peak demand for NCDOT services. The rental agreement technique is attractive to small contractors because the typical small firm has much better knowledge of its own hourly costs than it does of the costs to complete an entire project.

FINDING 9-5

Lack of Policy Documentation

The City Purchasing Division does not have a detailed and well-written policy and procedure manual covering all major purchasing-related responsibilities of the department.

**RECOMMENDATION 9-5
Purchasing Manual**

The City should create a manual that contains clearly defined procedures arranged in a logical format. In addition, staff buyers should be trained on such procedures. At a minimum, staff should be required to read the manual and certify that they have both received and read a copy. Copies of the manual should be available for public inspection during reasonable times and provided in a publicly accessible format. The manual should cover the revised small and M/WBE program as well.

9.2 Utilization and Disparity in Subcontracts

FINDING 9-6.1

M/WBE Subcontractor Utilization

M/WBE subcontractor utilization is presented in **Exhibit 9-6**.

**EXHIBIT 9-6
SUMMARY OF SUBCONTRACTOR/SUBCONSULTANT UTILIZATION
BY BUSINESS CATEGORY**

Business Category	African American	Hispanic American	Asian American	Native American	Nonminority Women	Nonminority Firms
Construction Subcontractors	1.82%	0%	.29%	0%	3.65%	94.24%
Architecture and Engineering Subconsultants	4.01%	0%	5.04%	0%	0%	90.95%
Professional Services Subconsultantss	33.80%	0%	0%	0%	31.94%	34.26%

Source: Chapter 4.0, Analysis Results.

*Actual dollars per verification reports for M/WBEs and estimated calculation for nonminorities.

FINDING 9-6.2

Disparity in M/WBE Subcontractor Utilization

As shown in **Exhibit 9-7**, substantial disparity exists for the following underutilized M/WBE groups:

**EXHIBIT 9-7
SUMMARY OF M/WBE SUBCONTRACTOR UNDERUTILIZATION**

Business Category	African American	Hispanic American	Asian American	Native American	Nonminority Women
Construction Subcontractors	Yes	Yes	No	Yes	Yes
Architecture and Engineering Subconsultants	Yes	Yes	Yes	Yes	Yes
Professional Services Subconsultants	No	Yes	Yes	Yes	No

Source: Chapter 4.0, 5.0, Analysis Reports.

FINDING 9-6.3

M/WBE Subcontractor Utilization in Private Sector Commercial Construction

Exhibit 9-8 provides a summary of subcontractor utilization of M/WBEs in private commercial construction in the Columbia relevant market area in comparison with M/WBE utilization by the public sector. M/WBE subcontractor utilization measured in this report was negligible in both the private and the public sector.

**EXHIBIT 9-8
CITY OF COLUMBIA
SUBCONTRACTOR UTILIZATION ANALYSIS FOR PRIVATE SECTOR
CONSTRUCTION**

Subcontractors	African American	Hispanic American	Asian American	Native American	Nonminority Women	M/WBE Firms	Non-M/WBE Firms
City of Columbia Construction Subcontractors ¹	1.82%	0.00%	0.29%	0.00%	3.65%	5.76%	94.24%
Private Construction Subcontractors (Building Permits)	1.21%	0.00%	0.00%	0.00%	0.00%	1.21%	98.79%
Private Construction Subcontractors (Reed Construction)	0.00%	0.00%	0.00%	0.00%	0.00%	0.00%	0.00%

Sources: City of Columbia public data, City of Columbia building permit data, and Reed Construction Data.

FINDING 9-6.3

Subcontractor Anecdotal Perceptions

The major concerns in anecdotal testimony regarding experience as a subcontractor were bid shopping and inadequate good faith efforts by prime contractors. Among the M/WBEs who responded to our telephone questions about their experiences as a subcontractor, key issues noted were as follows:

- They received no response to bid/quote (44%);
- They were pressured to lower bid/quote (22%);
- they were regularly dropped from a project after the contract was awarded to a prime contractor (54%);
- they were held to higher standards than other firms (50%); and
- a group of payment issues: payment delayed (22%), untimely release of retainage (14%), completed the job but never paid (20%), and not paid per contract (28%).

RECOMMENDATION 9-6.1

Narrowly Tailoring of M/WBE Subcontractor Program

The federal DBE program features listed in **Exhibit 9-9** are important to this characterization of a narrowly tailored remedial procurement preference program for subcontracting. The Department of Transportation (DOT) regulations provide a variety of measures that put race- and gender-neutral techniques first and then use race- and gender-conscious project goals as a supplemental device when race- and gender-neutral techniques are found inadequate to reduce disparity in DBE (or M/WBE) utilization.

**EXHIBIT 9-9
NARROWLY TAILORED M/WBE PROGRAM FEATURES**

	Narrowly Tailored Goal-Setting Features	DBE Regulations
1.	The City should use M/WBE project goals only where race-neutral means are not sufficient.	49 CFR 26(51)(d)
2.	The City should use M/WBE project goals only where there are subcontracting possibilities.	49 CFR 26(51)(e)(1)
3.	If the City estimates that it can meet the all M/WBE aspirational goals with race-neutral means, then the City should not use M/WBE project goals.	49 CFR 26(51)(f)(1)
4.	If it is determined that the City is exceeding its M/WBE aspirational goals, then the City should reduce the use of M/WBE project goals.	49 CFR 26(51)(f)(2)
5.	If the City exceeds M/WBE aspirational goals with race-neutral means for two years, then the City should not set M/WBE project goals the next year.	49 CFR 26(51)(f)(3)
6.	The City should use net worth requirements to determine social and economic disadvantage.	49 CFR 26(67)
7.	If the City exceeds M/WBE aspirational goals with project goals for two years then the City should reduce use of M/WBE project goals the next year.	49 CFR 26(51)(f)(4)
8.	If the City uses M/WBE project goals, then the City should award only to firms that made good faith efforts.	49 CFR 26(53)(a)
9.	The City should give bidders an opportunity to cure defects in good faith efforts.	49 CFR 26(53)(d)

The City should take steps to establish its M/WBE program along the lines suggested in the DOT DBE regulations. Along similar lines, the City of Jacksonville, Florida recently implemented a hybrid program by establishing a declining schedule of race-conscious targets.¹⁶ Jacksonville proposes to met 70 percent of its M/WBE goal with race-conscious means in the first program year; 50 percent the second year; and 25 percent the third year. At the end of the three-year period, the program is to be evaluated.

RECOMMENDATION 9-6.2

Annual Aspirational M/WBE Subcontractor Goals

The City should establish annual aspirational goals for M/WBE subcontracting. Goals should be adjusted each year according to the utilization of M/WBEs by business category, gradually reducing race- and/or gender-conscious goals and increasing race- and gender-neutral goals. The ultimate objective is to eliminate the need for a race- and/or gender-based program and to replace it completely with race- and gender-neutral options.

Exhibit 9-10 provides guidance on setting initial annual goals for an M/WBE program. These M/WBE goals by business category are annual goals, not rigidly set project goals.

¹⁶ City of Jacksonville, Executive Order No. 04-02.

**EXHIBIT 9-10
CITY OF COLUMBIA
RECOMMENDED RACE & GENDER ASPIRATIONAL GOALS
BY BUSINESS CATEGORY AND M/WBE CLASSIFICATIONS**

Goal Determination by MBE/WBE Classification	% of Dollars	% of Available Firms	Goal (.8 * avail.)
<i>Construction Subcontractors</i>			
African Americans	1.82	6.05	4.84
Hispanic Americans	0.00	1.65	1.32
Asian Americans	0.29	0.24	0.19
Native Americans	0.00	0.39	0.31
Nonminority Women	3.65	12.13	9.70
<i>Architecture and Engineering Subconsultants</i>			
African Americans	4.01	8.51	6.81
Hispanic Americans	0.00	2.13	1.70
Asian Americans	5.04	2.13	1.70
Native Americans	0.00	0.00	0.00
Nonminority Women	0.00	6.38	5.10
<i>Professional Services Subconsultants</i>			
African Americans	33.80	4.84	3.87
Hispanic Americans	0.00	0.07	0.06
Asian Americans	0.00	0.21	0.17
Native Americans	0.00	0.00	0.00
Nonminority Women	31.94	1.14	0.91

Source: MGT of America, Inc.

¹ The percentage of dollars is taken from the prime utilization exhibit previously shown in Chapter 4.0.

² The percentage of available contractors was taken from census data.

RECOMMENDATION 9-6.3

SBE Program for Subcontracts

Guidance for an SBE subcontractor program can come from features of the other SBE programs around the United States, including:

- setting SBE goals for contracts (City of Charlotte, NC);¹⁷
- requiring good faith negotiations by bidders with SBEs (City of Charlotte);
- rejecting bids for bidder noncompliance with the SBE program (City of Charlotte); and

¹⁷ A description of the Charlotte SBE program can be found at www.charmeck.org/Departments/Economic+Development/Small+Business/Home.htm.

- imposing mandatory subcontracting clauses where such clauses would promote SBE and M/WBE utilization, and be consistent with industry practice (City of San Diego Subcontractor Outreach Program).¹⁸

COMMENDATION and RECOMMENDATION 9-6.4

Good Faith Efforts and M/WBE Construction Subcontracting

The City should be commended for including good faith efforts requirements in its Subcontracting Outreach Program. The City should add M/WBE requirements to its subcontracting outreach good faith efforts rules. The core theme should be that prime contractors should document their outreach efforts and the reasons why they may have rejected qualified M/WBEs who were the low-bidding subcontractors. Accordingly, the following narrow tailoring elements should be considered:

- Good faith efforts requirements should apply to both M/WBE and non-minority prime contractors.
- A documented excessive subcontractor bid can be a basis for not subcontracting with an M/WBE.
- A documented record of poor performance can be a basis for not subcontracting with an M/WBE.¹⁹

RECOMMENDATION 9-6.5

Listing of Subcontractors

The City should be commended for requiring the listing of subcontractors, which should reduce the possibility of bid shopping. The listing of subcontractors also assists the City during the submission review process, goal-setting process, and goal attainment review, and assists with avoiding administrative issues of handling noncompliance after contract award. However, given the limited record-keeping by the City of subcontractor activity, it is not clear that this requirement is fully enforced.

9.3 Findings and Recommendations for Race-Neutral Alternatives

FINDING 9-7

Columbia adopted a commercial nondiscrimination ordinance and implementing regulations in 2002.²⁰ Remedies included in the regulations include termination of existing contracts with discriminating firms and debarment for five years for firms found

¹⁸ San Diego as part of its Subcontractor Outreach Program (SCOPE) has mandatory outreach, mandatory use of subcontractors, and mandatory submission of an outreach document. Whether a contract has subcontracting is determined by the engineer on the project.

¹⁹ The last two elements are adopted by the North Carolina DOT. 19A NCAC 02D.1110(7).

²⁰ Code of Ordinances of the City of Columbia, Procurement, Sec. 2-208(a)

guilty of discrimination in an administrative ruling. The City commercial nondiscrimination policy limits application of the policy to City contracts only and does not cover discrimination practiced by firms on private sector contracts, when those firms have bid on or received City contracts.

COMMENDATION and RECOMMENDATION 9-7

The City should be commended for having a commercial anti-discrimination ordinance in place. The City should follow the recent example of the City of Baltimore and extend its commercial anti-discrimination ordinance to discrimination practiced by firms on private sector contracts, when those firms have bid on or received City contracts.²¹

FINDING 9-8

Business Development Assistance

The City provides business development assistance to small and M/WBE firms through some support to the South Carolina Minority Business Development Center and the Business Academy partnership with Midlands Technical College. The City has investigated establishing a mentor-protégé program.

COMMENDATION and RECOMMENDATION 9-8.1

Mentor-Protégé Program

The City should be commended for its existing outsourcing of management and technical assistance, and its investigation of a mentor-protégé program. The City is strongly encouraged to institute a mentor-protégé program in water and sewer. There are a number of mentor-protégé programs around the country, the most noteworthy being the U.S. Department of Defense mentor-protégé program. Some other notable mentor-protégé programs include:

Portland Stempel plan.

In the early 1990s the Port of Portland identified the following barriers to MFBE utilization: ineffective working relationships between DBEs and prime contractors, job notification, size of contract, financing, and bonding. The Port proposed a mentor-protégé plan that was, later adopted by the AGC, that became known as the Stempel plan. Requirements for the plan are that: participants must be current on all taxes and applicable licenses, current business must have been in continuous operation for the last 24 months, and participants must be certified by the Oregon Office of Minority, Women & Emerging Small Business.

Milwaukee Metropolitan Sewerage District.

The MMSD has a two year mentor-protégé program that is overseen by an outside construction consulting firm. The MMSD program has had greater success using former entrepreneurs as mentors as opposed to middle-level managers in larger corporations.

²¹ City of Baltimore, Council Bill 05—249 (February 2006).

The mentors provide advice in bidding estimating and project management as well as equipment leasing.

Port Authority.

The Port Authority started a mentor protégé program in March 2002 and hired a program manager in September 2002. Protégés use mentors to prepare estimates and bids, and mentors may help successfully complete a project awarded to a protégé. No credit is given by the Port Authority to the mentor towards MBE/WBE goals for participation in the mentor-protégé program.

At the time of this review, there were seven major firms and several small firms that are matched. However, the Port Authority projects program expansion to include 10 mentors and 20 protégés. The criteria for participation as a protégé is: past work experience with the Port Authority; a “good corporate citizen,” as indicated by Dun & Bradstreet reports; a written application; and size standards less than \$2 million in revenue. The program operates only in construction at this point. Seven firms recently graduated from the three year program. Ten large firms have acted as mentors.

Florida Business Round Table.

An interesting variant of mentor-protégé program is the Business Roundtable. The Florida Black Business Investment Fund (BBIF) Roundtable Technical and Financial Assistance Program helps build management capacity within firms through an interactive management group that allows for firms to benefit from consulting with qualified advisors and to interface with their peers. The BBIF Roundtable is funded by governmental and quasi-governmental entities.

The Roundtable is a management development tool that utilizes the results of a gap assessment and recommendations from the plan established with the business to develop the management capacity of business owners and the growth capacity of their businesses. In the Roundtable, business owners meet once a month and function as resources to one another. They develop creative solutions by collaborating on common obstacles. The Roundtable is an interactive management development tool, not a training course. In Roundtable sessions, principals present the real issues that they are dealing with in their businesses and work with a paid consultant advisors and their peers to develop action plans to resolve those issues.

An additional sub-group of the program is the Construction Roundtable. Construction specialists provide technical and operations guidance to construction firms. Members of the construction industry participate in Roundtable sessions, as mentors, with clients. The purpose of this group is to expose Roundtable participants to business techniques, business opportunities and professional relationships in the construction industry

Business challenges are then monitored on a month- to-month basis by advisors. Accountability that is encouraged by developing work plans; and tracking and sharing progress toward established goals. Financial ratios are used as baseline measures of business performance. Firms are graduated from the Roundtable when their ratio performance has met pre-determined standards and the firms have become “bankable.”

COMMENDATION and RECOMMENDATION 9-8.2

Outsourcing Management and Technical Services

The City should be commended for providing some support for outside management and technical assistance. The City's efforts could be strengthened by contracting with an outside management and technical assistance provider to provide needed technical services related to business development and performance. Such a contract should be structured to include incentives for producing results, such as the number of M/WBEs being registered as qualified vendors with the City, the number of M/WBEs graduating from subcontract work to prime contracting, and rewarding firms that utilize M/WBEs in their private sector business activities.

- The Port Authority of New York and New Jersey has a three-year fee-for-service contract with the Regional Alliance for Small Contractors capped at \$275,000.²² Previously, the contract was a flat grant, but it was changed to a fee-for-service arrangement to reward creative uses of financial resources.
- The City of Austin has a Development Assistance Services (DAS) Program. The program targets African American contractors due to the City's underachievement of the 2.6 percent African American construction participation goal. Training and assistance is provided by Business Resource Consultants, a for-profit firm that manages the program manager and overseers of the day-to-day service delivery.. A team of professional firms specializing in construction management, business, and contract law provides consulting services to DAS clientele. Local trade associations and construction networks partner, collaborate, and provide oversight and advocacy for the program. The City of Austin Department of Small and Minority Business Resources serves as the Contract Administrator.²³
- Los Angeles Unified School District established a small business boot camp that covered certification and bonding, prequalification, safety plan development, public contract law, access to capital, how to bid on school district projects, estimated and labor compliance, ten hours of OSHA training, mock bids and 9 plan viewing sites. As of June 2005 151 firms had graduated from the program. From October 2003 to June 2005 \$4.3 million in bonding and \$6m in contract awards have gone to boot camp graduates. The program also had 133 Architect and Engineering firms submit statements of

²² The Regional Alliance was started in 1989. For general background on the Regional Alliance, see Timothy Bates, "Case Studies of City Minority Business Assistance Programs," report for the U.S. MBDA, September 1993.

²³ DAS is funded by City of Austin General Fund Budget, along with in kind services and contributions from professionals in construction, engineering, architecture, business law, and marketing and volunteer services from major construction companies, trade associations, and the general public.

DAS has developed seven prime contractors from 1998 to 2004; generated \$14.5 million in prime contract awards and \$16.2 million in subcontract awards; created 131 new jobs (full and part time); maintained 50; jobs and served over 350 small, minority, and women business enterprises on a monthly basis through the delivery of interactive group training sessions, one-on-one technical assistance, and weekly "Bid Briefs."

qualifications, of which 41 firms were selected, 43 percent of whom were M/WBEs.

FINDING 9-9

Access to Capital

The City had made efforts to improve M/WBE access to capital through the Columbia Revolving Loan Fund (CRLF) Loan program. Of total CRLF loans made, \$1.7 million (28.7%) have been allocated to minority-owned business enterprises, and \$1.2 million (21.1%) to woman-owned business enterprises for a total of \$2.9 million. Local area loan programs have provided some contract financing.

COMMENDATION and RECOMMENDATION 9-9.1

Access to Capital

The City should be commended for the efforts of the CRLF Loan program.

Other examples of lending assistance programs include linked deposit programs and collateral enhancement. Agencies use linked deposit programs to subsidize lower rates for business and housing loans by accepting a lower rate on their deposits with participating financial institutions.

Since 1992 the City of Phoenix Expansion Assistance and Development Program (EXPAND) program has allowed businesses to secure financing from traditional lending institutions with collateral offered by EXPAND. EXPAND is not a substitute for conventional loans. The City does not loan funds directly to businesses, rather, it places a collateral reserve account at a bank. The business is then required to secure financing from a lending institution, which may be conditioned on receipt of additional collateral supplied by EXPAND. EXPAND maintains a collateral reserve account, and offers businesses collateral enhancement, which is generally 25 percent of the loan amount (up to \$150,000). EXPAND funds may be used for new construction, to purchase existing buildings (including land), to remodel an existing building, revolving lines of credit, for working capital, equipment and machinery, and leasehold improvements.

RECOMMENDATION 9-9.2

Prompt Payment

Small and M/WBE vendors still have problems with prompt payment, particularly payments by prime contractors to subcontractors. Certain subcontractors that work on an early phase in a project, such as grading, can suffer from retainage withheld on long-lasting projects. Prompt payment policy should be adjusted to address these concerns. There are several prompt payment policies:

- The City should require more timely payments by prime contractors to subcontractors. For example, North Carolina state law requires that prime contractors on state projects pay subcontractors within

seven days of receiving payment. Subcontractors can charge a 1 percent fee a month for delays beyond the seven-day requirement.²⁴ The State of Arizona has a similar requirement.²⁵

- The City should require that retainage be released when the tasks/activities for the subcontractors' phase of work is accepted rather than at the end of the project.²⁶ This policy has been adopted by the North Carolina DOT.
- The City should provide for mobilization payments. For example, in 2000, the City of Chicago revised its M/WBE ordinance to allow the City to make advance payments of 10 percent of the total contract value, up to a maximum of \$200,000. The State of Florida has a loan mobilization program in which minority firms that land a state contract can qualify for a state-backed loan of between \$5,000 and \$250,000 to be used on the project. Florida also has a program to aid franchise ownership. Agencies have collaborated with the Emerging Market program in the International Franchise Association to assist minority franchise ownership. The Greater Orlando Airport Authority also has a loan mobilization program.

FINDING 9-10

Bonding and Insurance

The City has no bonding program. Lack of bonding was often cited by small construction firms in interviews as the reason for not pursuing government contracting opportunities. Many M/WBEs have worked in residential or private construction that does not always require bonding, or as subcontractors who were bonded under the prime contractor.

RECOMMENDATION 9-10.1

Bonding

A small business surety assistance program should provide technical assistance to small firms, track subcontractor utilization by ethnicity, coordinate existing financial as well as management and technical assistance resources, and provide for quality surety companies to participate in the bonding program. Some examples of bonding programs from other agencies include:

- North Carolina law permits the waiving of bonds and licensing requirements for small contracts let to SBEs.²⁷
- Allegheny County, Pennsylvania, has a bonding program in which participants are preapproved for up to \$100,000 in bonding on a

²⁴ NC Gen Stat Section 143-134.1(B).

²⁵ Arizona Revised Statutes 32-1129 et seq.

²⁶ 49 CFR, Part 26.29(b).

²⁷ NCGS § 136-28.10(b).

maximum of two projects within the county. Approved firms must attend monthly business development sessions covering financial management, taxes, marketing, and credit management. Firms are allowed to participate in the program for up to 18 months. Amwest Surety Insurance Company issues the bonds. Allegheny County guarantees the bonds through the Industrial Development Authority and Community Development Block Grant (CDBG) funds.

- The Contractor Assistance Program (CAP) in the Lambert Airport Expansion in St. Louis assesses bonding readiness by evaluating the company's bond history, recent gross receipts, financial wherewithal, banking ties, and past job performance. CAP's bonding specialist then focuses assistance in areas of company weakness as well as bond applications, the firm's financial controls, and reporting tools.

RECOMMENDATION 9-10.2

Insurance

The City should consider using wrap-up insurance on construction projects. The Port Authority of New York and New Jersey uses a Contractor Insurance Program (CIP), a form of wrap-up insurance under which the Port Authority provides various insurance coverages to approved on-site contractors and subcontractors for construction contracts. In particular, the Port Authority buys and pays the premiums on public liability insurance (\$25 million per occurrence), builders' risk insurance, and workers' compensation and employers' liability insurance. In general, the CIP can reduce an owner's project costs by an average of 1 to 2 percent compared to traditional contractor-procured insurance programs. The Port Authority CIP does help alleviate barriers from insurance costs to M/WBE participation in Port Authority construction projects. In Columbia, the Richland School District implemented an OCIP program at several school sites.

9.4 Organizational Findings and Recommendations

FINDING 9-11

S/M/WBE Certification

The City has taken steps towards establishing its own certification process and certification list. At present, the City has no size standard for accepting M/WBE or SBE certification.

RECOMMENDATION 9-11.1

Unified Certification

The City should move towards a unified certification application with other agencies in the area. While different agencies may maintain different criteria for certification a unified application reduces vendor paperwork. A unified certification application has been

developed among agencies in New York City, NY; Dallas, TX; Memphis, TN; Chicago, IL; Twin Cities, MN; Jacksonville, FL; State of Texas, and other areas. For example, in the Twin Cities Minnesota area, City of Saint Paul, Ramsey County, Hennepin County and the City of Minneapolis established the CERT program in 1998 that provides “one stop” shopping for certification.

RECOMMENDATION 9-11.2

Size Standards

The federal case law and the DOT DBE regulations point to the use of size standards and net worth requirements as one factor in the narrow tailoring of remedial procurement programs. A number of agencies use a percentage of the SBA size standard as the starting point for their size standard. For example, the Oakland definition of small business is 30 percent of the US SBA definition of a small business. The City of Charlotte uses 25 percent of the SBA size standard for its definition of small business.²⁸

Size standards for remedial procurement programs still face a dilemma. If the size standard is placed too high, large firms crowd out new firms. If the size standard is placed too low, too many experienced firms lose the advantages of the remedial program. One solution to this dilemma is to adopt a two-tier standard for M/WBE and SBE certification.²⁹ Thus, for example, contracts could be set aside for small and very small firms.

RECOMMENDATION 9-11.3

Personal Net Worth Limits

The City should also consider establishing a personal net worth limit for M/WBE certification. The federal DOT DBE personal net worth limit of \$750,000 is standard. The DOT net worth limit excludes the owner’s home and business equity in determining net worth.

FINDING 9-12

M/WBE Program Data

The City is still behind in some aspects of its tracking of M/WBE spending. In particular, the City still does not have a good source of subcontractor utilization and availability data even after implementation of the Subcontracting Outreach Program.

²⁸ City of Oakland, *Local and Small Local Business Enterprise Program* (2003); City of Charlotte, *SBE Certification Application* (2005).

²⁹ Both the State of New Jersey and the federal government use a two-tier size standard. In this scheme, there are separate size standards for small businesses and emerging small businesses. For large projects, the State of New Jersey carves out portions of the contract for both tiers of small business. Thus, a single solicitation requires that the prime spend a certain percentage of the contract with small firms and another percentage with emerging small firms. Along related lines, the federal government sets aside contracts for bidding only amongst small firms, and other contracts may be set aside for bidding only by emerging small firms.

RECOMMENDATION 9-12

M/WBE Program Data Management

It is imperative for the City to closely monitor the utilization of all businesses by race, ethnicity, and gender over time to determine whether the SBE program has the potential to eliminate race and gender disparities without applying specific race and gender goals.

Availability analysis requires a good data source, such as in centralized bidder registration systems for prime vendors and contractors. These are becoming increasingly common. For future availability analysis, it is also equally important to identify not only the number of prime vendors but also the number of subcontractors available. Because the City does not collect these data, it is limited in the type of availability analysis it can conduct. In order to accurately monitor an SBE program and to assist the City in future availability analyses, Columbia should require all contractors to submit a list of all subcontractors contacted in preparation of their bid package. The list of potential subcontractors should include the proposed service and bid amount. The data will allow the City to identify with accuracy the number of actual subcontractors available. These data should be analyzed and reviewed at least annually, and the M/WBE program should be adjusted according to review results.

Ideally, the City data management should rest upon Internet-based data tracking. The services and software should help monitor utilization, availability, and disparity of S/M/WBEs in the clients' procurement process while adhering to current case law. There are a number of software and service providers that offer a Web-based application developed for the management, tracking, and reporting of an agency's awards/commitments and payments to small, minority, women, and disadvantaged business enterprises. Such a system would assist in the acquisition of subcontracting data, reduce the costs of disparity analysis, facilitate time management of staff, and allow staff to focus on contract compliance.

FINDINGS 9-13

S/M/WBE Program Oversight

The City has participated in the Procurement Procedure Committee (PPC), which has met on a monthly basis since 1978. However, the City has no S/M/WBE Oversight Committee.

RECOMMENDATION 9-13

Create an Oversight Committee

The necessity of closely monitoring the narrow tailoring of the City M/WBE program may lead to difficult discussions about future M/WBE utilization by the City. It is essential that major stakeholders (including representatives of general contractors and M/WBE contractors) are a part of discussions about the City M/WBE program. Consequently, the City should continue participating in the PPC but also provide a vehicle for stakeholder input in the review of any reforms of the City M/WBE program.

FINDING 9-14

M/WBE Web site

The City of Columbia includes the following information on its Web site: bid opportunities, vendor application, and information on loan programs.

RECOMMENDATION 9-14: Additional Features for M/WBE Web site

Other agencies have put the following information on their M/WBE Web sites: directory of certified firms, uniform certification application, M/WBE program description, SBE program description, M/WBE ordinance, how to do business information, bid tabulations, status of certification applications, direct links to on-line purchasing manuals, capacity and experience data on certified firms, and forecasts of business opportunities for M/WBEs.

FINDING 9-15

M/WBE Office Performance Measures

At present, the City provides limited tracking of M/WBE certification and no reports of M/WBE utilization.

RECOMMENDATION 9-15

Balanced Scorecard

The OBO should develop regular reports of M/WBE utilization. The OBO should develop additional measures to gauge the effectiveness of its efforts. Possible measures include:

- growth in the number of M/WBEs winning their first award from the City;
- growth in percentage of M/WBE utilization by the City;
- growth in M/WBE prime contracting;
- growth in M/WBE subcontractors to prime contractors;
- number of firms that receive bonding;
- number of firms that successfully graduate from the M/WBE program;
- number of graduated firms that successfully win City projects;
- percentage of M/WBE utilization for contracts not subject to competitive bidding requirements;
- growth in the number of M/WBEs utilized by the City;

- number of joint ventures involving M/WBEs; and
- largest contract won by an M/WBE.

These measures should be integrated into a balanced scorecard. The balanced scorecard model of management engineering seeks to align an organization with its strategy by identifying key initiatives necessary to realize that strategy and mobilize the organization's staff. Using measures and targets, the scorecard creates feedback loops that evaluate an agency's progress against that strategy.

The scorecard for the public sector is composed of five perspectives: the value/benefit perspective, the customer perspective, the financial perspective, the internal process perspective, and the human resource/learning perspective.³⁰ A scorecard can then be constructed as follows in **Exhibit 9-11**.

**EXHIBIT 9-11
SAMPLE BALANCED SCORECARD**

Perspective	Goal	Measure	Target	Initiative
Value/Benefit				
Financial				
Customer				
Internal Process				
HR/Learning				

These elements can then be combined into a strategy map that would provide a checklist for the strategy of minority business development for the City.³¹

³⁰ For the public sector minority business development programs, the value/benefit component is the value of minority business development to the City; the financial perspective would be the cost of minority business development programs (including their social costs); the customer perspective would include perspective of minority businesses and other minority business development agencies; the internal process perspective would be the process of achieving the goals of minority business development; and the HR/learning perspective would involve staff development.

³¹ Further details on the application of strategy maps to the public sector can be found in Robert Kaplan and David Norton, "Strategy Maps: Converting Intangible Assets into Tangible Outcomes" (2004).



APPENDICES

A Business Underutilization Causation Analysis Study for the City of Columbia

Final Report

Submitted by:



August 15, 2006



APPENDICES

APPENDIX A:
DETAILED CONTRACT DATA

CONSTRUCTION CONTRACTS

PURCHASE ORDER #	VENDOR NAME	ETHNICITY	AWARD AMOUNT	FY	BUSINESS CATEGORY
25276	A A A S FLOORING AMERICA INC	NONMINORITY MALE	\$3,777.75	2005	CONSTRUCTION
25005	A A A S FLOORING AMERICA INC	NONMINORITY MALE	\$1,896.99	2005	CONSTRUCTION
11765	A A A S FLOORING AMERICA INC	NONMINORITY MALE	\$5,926.44	2004	CONSTRUCTION
25800	A A A CONCRETE CONSTRUCTION LLC		\$4,150.00	2005	CONSTRUCTION
19012	A A A CONCRETE CONSTRUCTION LLC		\$19,500.00	2005	CONSTRUCTION
33905	ADAMS CLEARING GRADING INC		\$420.00	2003	CONSTRUCTION
41955	ADVANCE OUTDOOR SERVICES	NONMINORITY WOMEN	\$145,997.00	2005	CONSTRUCTION
17	ADVANCE OUTDOOR SERVICES	NONMINORITY WOMEN	\$73,740.89	2003	CONSTRUCTION
16750	ADVANCE OUTDOOR SERVICES	NONMINORITY WOMEN	\$330,367.50	2005	CONSTRUCTION
33784	ADVANCED UNDERGROUND IMAGING INC		\$37,000.00	2003	CONSTRUCTION
41835	AIRPORT HEATING & COOLING		\$1,785.00	2005	CONSTRUCTION
5029	ANEW CONSTRUCTION CO		\$36,960.00	2004	CONSTRUCTION
31201	AQUA SEAL MFG & ROOFING INC		\$8,433.00	2003	CONSTRUCTION
24188	AQUA SEAL MFG & ROOFING INC		\$1,100.00	2005	CONSTRUCTION
18616	AQUA SEAL MFG & ROOFING INC		\$2,460.00	2005	CONSTRUCTION
35815	AQUA SEAL MFG & ROOFING INC		\$19,233.00	2003	CONSTRUCTION
21831	AQUA SEAL MFG & ROOFING INC		\$485.00	2005	CONSTRUCTION
2125	AQUA SEAL MFG & ROOFING INC		\$1,000.00	2004	CONSTRUCTION
8267	ASBESTOS & DEMOLITION INC	NONMINORITY MALE	\$5,500.00	2004	CONSTRUCTION
20132	ASBESTOS & DEMOLITION INC	NONMINORITY MALE	\$6,400.00	2005	CONSTRUCTION
41560	AXSON ELECTRIC CO		\$350.00	2005	CONSTRUCTION
14520	BEAR MECHANICAL SERVICES LLC		\$7,402.50	2004	CONSTRUCTION
6409	BEAR MECHANICAL SERVICES LLC		\$34,920.00	2004	CONSTRUCTION
18003	BEAR MECHANICAL SERVICES LLC		\$423.22	2005	CONSTRUCTION
14519	BEAR MECHANICAL SERVICES LLC		\$7,402.50	2004	CONSTRUCTION
35474	BETHEL CONSTRUCTION CO	AFRICAN AMERICAN	\$10,000.00	2003	CONSTRUCTION
7949	BILL BROACH CO LLC		\$30,000.00	2004	CONSTRUCTION
11394	BILL BROACH CO LLC		\$2,992.50	2004	CONSTRUCTION
15862	BILL BROACH CO LLC		\$15,000.00	2005	CONSTRUCTION
40908	BLACK PAGES USA THOMAS MCCANTS MEDIA INC	AFRICAN AMERICAN	\$75,000.00	2003	CONSTRUCTION
23377	BLASTCO THERMAL COATINGS LLC		\$550.00	2005	CONSTRUCTION
10467	BONITZ CONTRACTING CO INC	NONMINORITY MALE	\$2,303.44	2004	CONSTRUCTION
12581	BONITZ CONTRACTING CO INC	NONMINORITY MALE	\$5,408.29	2004	CONSTRUCTION
12582	BONITZ CONTRACTING CO INC	NONMINORITY MALE	\$498.15	2004	CONSTRUCTION
10466	BONITZ CONTRACTING CO INC	NONMINORITY MALE	\$516.29	2004	CONSTRUCTION
25529	BONITZ CONTRACTING CO INC	NONMINORITY MALE	\$4,444.98	2005	CONSTRUCTION
7122	BONITZ CONTRACTING CO INC	NONMINORITY MALE	\$1,155.15	2004	CONSTRUCTION
4009	BONITZ CONTRACTING CO INC	NONMINORITY MALE	\$7,429.00	2004	CONSTRUCTION
3926	BONITZ CONTRACTING CO INC	NONMINORITY MALE	\$5,063.11	2004	CONSTRUCTION
25417	BONITZ CONTRACTING CO INC	NONMINORITY MALE	\$6,121.22	2005	CONSTRUCTION
22719	BONITZ CONTRACTING CO INC	NONMINORITY MALE	\$761.20	2005	CONSTRUCTION
19142	BONITZ CONTRACTING CO INC	NONMINORITY MALE	\$2,688.85	2005	CONSTRUCTION
1655	BONITZ CONTRACTING CO INC	NONMINORITY MALE	\$903.37	2004	CONSTRUCTION
19642	BONITZ CONTRACTING CO INC	NONMINORITY MALE	\$4,104.81	2005	CONSTRUCTION
22069	BONITZ CONTRACTING CO INC	NONMINORITY MALE	\$1,854.79	2005	CONSTRUCTION
17378	BONITZ CONTRACTING CO INC	NONMINORITY MALE	\$23,473.99	2005	CONSTRUCTION
22547	BONITZ CONTRACTING CO INC	NONMINORITY MALE	\$1,023.21	2005	CONSTRUCTION
21628	BONITZ CONTRACTING CO INC	NONMINORITY MALE	\$3,367.19	2005	CONSTRUCTION
24534	BOYKIN CONTRACTING INC	AFRICAN AMERICAN	\$5,552.00	2005	CONSTRUCTION
19293	BOYKIN CONTRACTING INC	AFRICAN AMERICAN	\$3,984.00	2005	CONSTRUCTION
7356	BOYKIN CONTRACTING INC	AFRICAN AMERICAN	\$118,000.00	2004	CONSTRUCTION
24533	BOYKIN CONTRACTING INC	AFRICAN AMERICAN	\$4,543.00	2005	CONSTRUCTION
11288	BOYKIN CONTRACTING INC	AFRICAN AMERICAN	\$1,354.50	2004	CONSTRUCTION
17163	BOYKIN CONTRACTING INC	AFRICAN AMERICAN	\$9,620.00	2005	CONSTRUCTION
9449	BOYKIN CONTRACTING INC	AFRICAN AMERICAN	\$7,771.00	2004	CONSTRUCTION
41594	BRAKEFIELD CONSTRUCTION CO INC		\$8,829.25	2005	CONSTRUCTION
24773	BRAKEFIELD CONSTRUCTION CO INC		\$3,200.00	2005	CONSTRUCTION
26928	BRAKEFIELD CONSTRUCTION CO INC		\$9,583.00	2005	CONSTRUCTION
28967	BULLDOG DISPOSAL INC		\$59,820.00	2003	CONSTRUCTION
27661	BURKWOOD CONSTRUCTION INC		\$20,000.00	2003	CONSTRUCTION
27679	BURRISS ELECTRICAL INC	NONMINORITY WOMEN	\$77,257.19	2003	CONSTRUCTION
21302	C I C C		\$6,995.00	2005	CONSTRUCTION
39723	C R JACKSON INC	NONMINORITY MALE	\$188.16	2003	CONSTRUCTION
33558	C R JACKSON INC	NONMINORITY MALE	\$1,907.60	2003	CONSTRUCTION
36969	C R JACKSON INC	NONMINORITY MALE	\$131.97	2003	CONSTRUCTION
27664	C R JACKSON INC	NONMINORITY MALE	\$13,411.84	2003	CONSTRUCTION
29254	C R JACKSON INC	NONMINORITY MALE	\$981.56	2003	CONSTRUCTION
18274	C S X TRANSPORTATION CONTRACT		\$750.00	2005	CONSTRUCTION

CONSTRUCTION CONTRACTS

PURCHASE ORDER #	VENDOR NAME	ETHNICITY	AWARD AMOUNT	FY	BUSINESS CATEGORY
14282	CAROLINA CONTRACTING INC		\$199,952.01	2004	CONSTRUCTION
22730	CAROLINA CONTRACTING INC		\$174,342.51	2005	CONSTRUCTION
19629	CAROLINA CONTRACTING INC		\$102,982.64	2005	CONSTRUCTION
14863	CAROLINA MATERIAL HANDLING SERVICES DBA CMH		\$107,235.20	2005	CONSTRUCTION
22322	CAROLINA TAP & BORE INC		\$787,612.00	2005	CONSTRUCTION
16269	CAROLINA TAP & BORE INC		\$183,588.50	2005	CONSTRUCTION
20615	CAROLINA TAP & BORE INC		\$38,600.00	2005	CONSTRUCTION
9718	CAROLINA TRUCKING & DEMOLITION SERVICES INC	AFRICAN AMERICAN	\$4,200.00	2004	CONSTRUCTION
15148	CAROLINA TRUCKING & DEMOLITION SERVICES INC	AFRICAN AMERICAN	\$2,500.00	2005	CONSTRUCTION
8695	CAROLINA TRUCKING & DEMOLITION SERVICES INC	AFRICAN AMERICAN	\$4,200.00	2004	CONSTRUCTION
11291	CAROLINA TRUCKING & DEMOLITION SERVICES INC	AFRICAN AMERICAN	\$630.00	2004	CONSTRUCTION
9367	CAROLINA TRUCKING & DEMOLITION SERVICES INC	AFRICAN AMERICAN	\$3,150.00	2004	CONSTRUCTION
13691	CAROLINA TRUCKING & DEMOLITION SERVICES INC	AFRICAN AMERICAN	\$4,380.60	2004	CONSTRUCTION
8693	CAROLINA TRUCKING & DEMOLITION SERVICES INC	AFRICAN AMERICAN	\$3,675.00	2004	CONSTRUCTION
5108	CAROLINA WRECKING INC		\$1,700.00	2004	CONSTRUCTION
33639	CAROLINA WRECKING INC		\$800.00	2003	CONSTRUCTION
7785	CAROLINA WRECKING INC		\$787,208.80	2004	CONSTRUCTION
9993	CAROLINA WRECKING INC		\$2,730.00	2004	CONSTRUCTION
22687	CAROLINA WRECKING INC		\$2,520.00	2005	CONSTRUCTION
9719	CAROLINA WRECKING INC		\$3,360.00	2004	CONSTRUCTION
35784	CASE CONSULTING	AFRICAN AMERICAN	\$1,000.00	2003	CONSTRUCTION
26171	CENTRAL HEATING & AIR CONDITIONING SERVICE	NONMINORITY MALE	\$330.00	2005	CONSTRUCTION
16794	CENTRAL HEATING & AIR CONDITIONING SERVICE	NONMINORITY MALE	\$350.00	2005	CONSTRUCTION
16781	CENTRAL HEATING & AIR CONDITIONING SERVICE	NONMINORITY MALE	\$3,327.45	2005	CONSTRUCTION
32294	CENTRAL HEATING & AIR CONDITIONING SERVICE	NONMINORITY MALE	\$90.00	2003	CONSTRUCTION
9727	CHAPIN NEW TOWN LLC		\$8,375.00	2004	CONSTRUCTION
2299	CHAPIN NEW TOWN LLC		\$5,695.00	2004	CONSTRUCTION
3591	CHEROKEE INC		\$211,784.05	2004	CONSTRUCTION
42249	CHEROKEE INC		\$484,650.00	2005	CONSTRUCTION
14770	CHEROKEE INC		#####	2005	CONSTRUCTION
16751	CHEROKEE INC		\$375,570.29	2005	CONSTRUCTION
40760	CHEROKEE INC		\$252,212.25	2003	CONSTRUCTION
21507	CITY ELECTRIC REPAIR INC		\$222.49	2005	CONSTRUCTION
22319	CLARKS SERVICES INC		\$420.00	2005	CONSTRUCTION
19407	CLEAN AIRE INC		\$1,475.00	2005	CONSTRUCTION
6265	COMBINED CONSTRUCTION CO		\$1,025.00	2004	CONSTRUCTION
35796	COMMERCIAL BUILDING SERVICES INC		\$1,215.00	2003	CONSTRUCTION
41248	CONTRACTORS SERVICE INC	AFRICAN AMERICAN	\$31,000.00	2005	CONSTRUCTION
22376	CONTRACTORS SERVICE INC	AFRICAN AMERICAN	\$5,000.00	2005	CONSTRUCTION
23506	CONTRACTORS SERVICE INC	AFRICAN AMERICAN	\$1,800.00	2005	CONSTRUCTION
24629	CONTRACTORS SERVICE INC	AFRICAN AMERICAN	\$3,950.00	2005	CONSTRUCTION
24634	CONTRACTORS SERVICE INC	AFRICAN AMERICAN	\$5,173.00	2005	CONSTRUCTION
25264	CONTRACTORS SERVICE INC	AFRICAN AMERICAN	\$4,067.88	2005	CONSTRUCTION
26156	CONTRACTORS SERVICE INC	AFRICAN AMERICAN	\$1,000.00	2005	CONSTRUCTION
7749	COOK PLUMBING CO LLC		\$28,375.00	2004	CONSTRUCTION
22431	COOK PLUMBING CO LLC		\$50.00	2005	CONSTRUCTION
14474	COOK PLUMBING CO LLC		\$3,250.00	2004	CONSTRUCTION
23579	COOK PLUMBING CO LLC		\$1,610.00	2005	CONSTRUCTION
8623	CORLEY CONSTRUCTION LLC	AFRICAN AMERICAN	\$594.00	2004	CONSTRUCTION
12197	CORLEY CONSTRUCTION LLC	AFRICAN AMERICAN	\$130.00	2004	CONSTRUCTION
9715	CORLEY CONSTRUCTION LLC	AFRICAN AMERICAN	\$3,150.00	2004	CONSTRUCTION
3850	CRAWFORDS CONTRACTING	NONMINORITY MALE	\$3,500.00	2004	CONSTRUCTION
2519	CRAWFORDS CONTRACTING	NONMINORITY MALE	\$875.00	2004	CONSTRUCTION
21261	D S UTILITIES INC		\$6,188.81	2005	CONSTRUCTION
18683	D S UTILITIES INC		\$141,808.50	2005	CONSTRUCTION
14792	D S UTILITIES INC		\$491,101.70	2004	CONSTRUCTION
22985	DONS HOME IMPROVEMENTS		\$8,300.00	2005	CONSTRUCTION
19321	DUCKSBACK INC	NONMINORITY MALE	\$2,600.00	2005	CONSTRUCTION
35529	DUTCH HEATING & AIR CONDITIONING INC		\$661.00	2003	CONSTRUCTION
18092	DUTCH HEATING & AIR CONDITIONING INC		\$2,326.00	2005	CONSTRUCTION
30600	DUTCH HEATING & AIR CONDITIONING INC		\$1,775.00	2003	CONSTRUCTION
28852	DUTCH HEATING & AIR CONDITIONING INC		\$110.00	2003	CONSTRUCTION
37438	DUTCH HEATING & AIR CONDITIONING INC		\$487.42	2003	CONSTRUCTION
26150	EDMONDS TREE SERVICE		\$5,575.00	2005	CONSTRUCTION
13780	EMERGENCY HEATING & AIR INC		\$2,253.60	2004	CONSTRUCTION
1307	EMERGENCY HEATING & AIR INC		\$729.60	2004	CONSTRUCTION
3136	EMERGENCY HEATING & AIR INC		\$500.00	2004	CONSTRUCTION
1156	EMERGENCY HEATING & AIR INC		\$500.00	2004	CONSTRUCTION

CONSTRUCTION CONTRACTS

PURCHASE ORDER #	VENDOR NAME	ETHNICITY	AWARD AMOUNT	FY	BUSINESS CATEGORY
3583	EMERGENCY HEATING & AIR INC		\$5,000.00	2004	CONSTRUCTION
9809	EMERGENCY HEATING & AIR INC		\$960.36	2004	CONSTRUCTION
15306	EMERGENCY HEATING & AIR INC		\$4,000.00	2005	CONSTRUCTION
3220	EMERGENCY HEATING & AIR INC		\$500.00	2004	CONSTRUCTION
9808	EMERGENCY HEATING & AIR INC		\$918.21	2004	CONSTRUCTION
19371	EMERGENCY HEATING & AIR INC		\$2,000.00	2005	CONSTRUCTION
11615	EMERGENCY HEATING & AIR INC		\$3,000.00	2004	CONSTRUCTION
29810	EMERGENCY HEATING & AIR INC		\$1,589.56	2003	CONSTRUCTION
30244	EMERGENCY HEATING & AIR INC		\$1,695.40	2003	CONSTRUCTION
11429	EMERGENCY HEATING & AIR INC		\$678.65	2004	CONSTRUCTION
29517	EMERGENCY HEATING & AIR INC		\$1,100.00	2003	CONSTRUCTION
16155	EMERGENCY HEATING & AIR INC		\$2,454.40	2005	CONSTRUCTION
465	EMERGENCY HEATING & AIR INC		\$500.00	2004	CONSTRUCTION
34447	EMERGENCY HEATING & AIR INC		\$1,995.90	2003	CONSTRUCTION
30902	EMERGENCY HEATING & AIR INC		\$3,352.96	2003	CONSTRUCTION
19726	EMERGENCY HEATING & AIR INC		\$1,989.36	2005	CONSTRUCTION
25001	ENVIRO AGSCIENCE INC	AFRICAN AMERICAN	\$5,961.60	2005	CONSTRUCTION
36551	ENVIRO AGSCIENCE INC	AFRICAN AMERICAN	\$400.00	2003	CONSTRUCTION
22404	ENVIRO AGSCIENCE INC	AFRICAN AMERICAN	\$400.00	2005	CONSTRUCTION
39444	ENVIRO AGSCIENCE INC	AFRICAN AMERICAN	\$400.00	2003	CONSTRUCTION
21779	ENVIRO AGSCIENCE INC	AFRICAN AMERICAN	\$400.00	2005	CONSTRUCTION
18193	ENVIRO AGSCIENCE INC	AFRICAN AMERICAN	\$400.00	2005	CONSTRUCTION
40133	ENVIRO AGSCIENCE INC	AFRICAN AMERICAN	\$200.00	2003	CONSTRUCTION
3007	ENVIRO AGSCIENCE INC	AFRICAN AMERICAN	\$400.00	2004	CONSTRUCTION
9172	ENVIRO AGSCIENCE INC	AFRICAN AMERICAN	\$400.00	2004	CONSTRUCTION
24797	ENVIRO AGSCIENCE INC	AFRICAN AMERICAN	\$400.00	2005	CONSTRUCTION
29482	ENVIRO AGSCIENCE INC	AFRICAN AMERICAN	\$53,432.00	2003	CONSTRUCTION
14262	ENVIRO AGSCIENCE INC	AFRICAN AMERICAN	\$400.00	2004	CONSTRUCTION
16768	ENVIRO AGSCIENCE INC	AFRICAN AMERICAN	\$400.00	2005	CONSTRUCTION
31235	ENVIRO AGSCIENCE INC	AFRICAN AMERICAN	\$400.00	2003	CONSTRUCTION
24115	ENVIRO AGSCIENCE INC	AFRICAN AMERICAN	\$400.00	2005	CONSTRUCTION
38372	ENVIRO AGSCIENCE INC	AFRICAN AMERICAN	\$400.00	2003	CONSTRUCTION
1568	ENVIRO AGSCIENCE INC	AFRICAN AMERICAN	\$400.00	2004	CONSTRUCTION
41638	ENVIRO AGSCIENCE INC	AFRICAN AMERICAN	\$400.00	2005	CONSTRUCTION
1200	ENVIRO AGSCIENCE INC	AFRICAN AMERICAN	\$400.00	2004	CONSTRUCTION
5945	ENVIRO AGSCIENCE INC	AFRICAN AMERICAN	\$400.00	2004	CONSTRUCTION
10095	ENVIRO AGSCIENCE INC	AFRICAN AMERICAN	\$400.00	2004	CONSTRUCTION
5148	ENVIRO AGSCIENCE INC	AFRICAN AMERICAN	\$400.00	2004	CONSTRUCTION
15396	ENVIRO AGSCIENCE INC	AFRICAN AMERICAN	\$400.00	2005	CONSTRUCTION
33053	ENVIRO AGSCIENCE INC	AFRICAN AMERICAN	\$400.00	2003	CONSTRUCTION
21077	ENVIRO AGSCIENCE INC	AFRICAN AMERICAN	\$400.00	2005	CONSTRUCTION
41461	ENVIRO AGSCIENCE INC	AFRICAN AMERICAN	\$57,716.00	2005	CONSTRUCTION
37361	ENVIRO AGSCIENCE INC	AFRICAN AMERICAN	\$400.00	2003	CONSTRUCTION
25928	ENVIRO AGSCIENCE INC	AFRICAN AMERICAN	\$400.00	2005	CONSTRUCTION
34153	ENVIRO AGSCIENCE INC	AFRICAN AMERICAN	\$550.00	2003	CONSTRUCTION
35267	ENVIRO AGSCIENCE INC	AFRICAN AMERICAN	\$400.00	2003	CONSTRUCTION
41636	ENVIRO AGSCIENCE INC	AFRICAN AMERICAN	\$400.00	2005	CONSTRUCTION
7379	ENVIRO AGSCIENCE INC	AFRICAN AMERICAN	\$400.00	2004	CONSTRUCTION
27277	ENVIRO AGSCIENCE INC	AFRICAN AMERICAN	\$400.00	2005	CONSTRUCTION
19716	ENVIRO AGSCIENCE INC	AFRICAN AMERICAN	\$400.00	2005	CONSTRUCTION
17278	ENVIRO AGSCIENCE INC	AFRICAN AMERICAN	\$1,490.00	2005	CONSTRUCTION
33904	ENVIRO AGSCIENCE INC	AFRICAN AMERICAN	\$400.00	2003	CONSTRUCTION
12140	ENVIRO AGSCIENCE INC	AFRICAN AMERICAN	\$400.00	2004	CONSTRUCTION
1371	EVANS STEEL SERVICE	NONMINORITY MALE	\$575.40	2004	CONSTRUCTION
24818	EXCEL CONSTRUCTION CO OF IRMO INC		\$525.75	2005	CONSTRUCTION
2593	EXCEL CONSTRUCTION CO OF IRMO INC		\$136.00	2004	CONSTRUCTION
29063	FENCE CONTRACTORS		\$7,776.00	2003	CONSTRUCTION
12969	FORWARD CONSTRUCTION CO INC	AFRICAN AMERICAN	\$121,500.00	2004	CONSTRUCTION
3289	FORT ROOFING & SHEET METAL WORKS INC	NONMINORITY MALE	\$1,600.00	2004	CONSTRUCTION
39272	FORT ROOFING & SHEET METAL WORKS INC	NONMINORITY MALE	\$61,650.00	2003	CONSTRUCTION
15700	FORWARD CONSTRUCTION CO INC	AFRICAN AMERICAN	\$100,000.00	2005	CONSTRUCTION
4759	FORWARD CONSTRUCTION CO INC	AFRICAN AMERICAN	\$100,000.00	2004	CONSTRUCTION
3359	FRANKLIN D PLUMBING & GAS	NONMINORITY MALE	\$115.50	2004	CONSTRUCTION
41210	FRANKLIN D PLUMBING & GAS	NONMINORITY MALE	\$995.50	2005	CONSTRUCTION
21630	FRANKLIN D PLUMBING & GAS	NONMINORITY MALE	\$24,612.85	2005	CONSTRUCTION
26953	FRANKLIN D PLUMBING & GAS	NONMINORITY MALE	\$175.00	2005	CONSTRUCTION
27587	FRANKLIN D PLUMBING & GAS	NONMINORITY MALE	\$13,172.00	2005	CONSTRUCTION
14839	G H SMITH CONSTRUCTION INC		\$313,495.00	2004	CONSTRUCTION

CONSTRUCTION CONTRACTS

PURCHASE ORDER #	VENDOR NAME	ETHNICITY	AWARD AMOUNT	FY	BUSINESS CATEGORY
9569	G H SMITH CONSTRUCTION INC		\$102,432.00	2004	CONSTRUCTION
10608	G H SMITH CONSTRUCTION INC		\$270,930.50	2004	CONSTRUCTION
25259	GRAYBAR ELECTRIC CO INC		\$1,424.10	2005	CONSTRUCTION
14589	GREGORY ELECTRIC CO INC		\$1,127.00	2004	CONSTRUCTION
18876	GREGORY ELECTRIC CO INC		\$537,933.97	2005	CONSTRUCTION
24713	GREGORY ELECTRIC CO INC		\$950.00	2005	CONSTRUCTION
16991	GREGORY ELECTRIC CO INC		\$425.00	2005	CONSTRUCTION
25973	HARDAWAY CONCRETE CO INC		\$5,000.00	2005	CONSTRUCTION
15167	HARDAWAY CONCRETE CO INC		\$5,000.00	2005	CONSTRUCTION
20635	HENLEYS CONSTRUCTION CO INC		\$549,761.00	2005	CONSTRUCTION
23274	HENLEYS CONSTRUCTION CO INC		\$197,122.70	2005	CONSTRUCTION
7724	HERITAGE ROOFING CO INC		\$5,932.70	2004	CONSTRUCTION
32425	HERITAGE ROOFING CO INC		\$15,108.00	2003	CONSTRUCTION
16	HOBGOOD ELECTRIC & MACHINERY CO INC		\$25,982.25	2004	CONSTRUCTION
24083	HOBGOOD ELECTRIC & MACHINERY CO INC		\$5,760.50	2005	CONSTRUCTION
18682	HOLZHEIMER CONSTRUCTION INC	NONMINORITY MALE	\$77,200.00	2005	CONSTRUCTION
9568	HOLZHEIMER CONSTRUCTION INC	NONMINORITY MALE	\$58,706.97	2004	CONSTRUCTION
12583	HOWARD B JONES & SON INC		\$30,793.00	2004	CONSTRUCTION
14795	HUSSEY GAY BELL DEYOUNG INTERNATIONAL INC		\$214,761.00	2005	CONSTRUCTION
18684	IDEAL CONSTRUCTION CO INC		\$521,078.30	2005	CONSTRUCTION
14861	IDEAL CONSTRUCTION CO INC		\$49,320.00	2004	CONSTRUCTION
33993	IDEAL CONSTRUCTION CO INC		\$99,600.00	2003	CONSTRUCTION
18237	IDEAL CONSTRUCTION CO INC		#####	2005	CONSTRUCTION
21384	IDEAL CONSTRUCTION CO INC		\$332,247.20	2005	CONSTRUCTION
27678	IDEAL CONSTRUCTION CO INC		\$237,191.00	2003	CONSTRUCTION
7975	IDEAL CONSTRUCTION CO INC		\$160,932.00	2004	CONSTRUCTION
20596	IDEAL CONSTRUCTION CO INC		#####	2005	CONSTRUCTION
18681	IDEAL CONSTRUCTION CO INC		\$61,706.00	2005	CONSTRUCTION
4813	IDEAL CONSTRUCTION CO INC		\$64,677.00	2004	CONSTRUCTION
36694	IDEAL CONSTRUCTION CO INC		\$216,316.46	2003	CONSTRUCTION
8796	IDEAL CONSTRUCTION CO INC		\$428,478.00	2004	CONSTRUCTION
24624	IDEAL CONSTRUCTION CO INC		\$230,878.00	2005	CONSTRUCTION
9559	IDEAL CONSTRUCTION CO INC		\$48,880.50	2004	CONSTRUCTION
21444	INTERNATIONAL PUBLIC WORKS LLC		\$195,887.00	2005	CONSTRUCTION
27558	INTERNATIONAL PUBLIC WORKS LLC		\$12,155.00	2005	CONSTRUCTION
24149	J & G CONTRACTORS	AFRICAN AMERICAN	\$4,600.00	2005	CONSTRUCTION
21618	J & G CONTRACTORS	AFRICAN AMERICAN	\$5,800.00	2005	CONSTRUCTION
14730	J C CONSTRUCTION INC		\$316,768.30	2005	CONSTRUCTION
21566	J C CONSTRUCTION INC		\$3,884.00	2005	CONSTRUCTION
20526	J C CONSTRUCTION INC		\$1,066.00	2005	CONSTRUCTION
27860	J C CONSTRUCTION INC		#####	2003	CONSTRUCTION
523	J F COPELAND CONSTRUCTION INC		\$225.00	2004	CONSTRUCTION
41392	J MOORE ELECTRICAL CONTRACTORS INC	NONMINORITY MALE	\$3,494.40	2005	CONSTRUCTION
13028	J MOORE ELECTRICAL CONTRACTORS INC	NONMINORITY MALE	\$5,722.50	2004	CONSTRUCTION
13030	J MOORE ELECTRICAL CONTRACTORS INC	NONMINORITY MALE	\$4,368.00	2004	CONSTRUCTION
37820	J MOORE ELECTRICAL CONTRACTORS INC	NONMINORITY MALE	\$1,260.00	2003	CONSTRUCTION
10515	J MOORE ELECTRICAL CONTRACTORS INC	NONMINORITY MALE	\$4,804.80	2004	CONSTRUCTION
9224	J MOORE ELECTRICAL CONTRACTORS INC	NONMINORITY MALE	\$165,784.50	2004	CONSTRUCTION
33578	J MOORE ELECTRICAL CONTRACTORS INC	NONMINORITY MALE	\$5,000.00	2003	CONSTRUCTION
29068	JIM & SON CONSTRUCTION CO		\$255.00	2003	CONSTRUCTION
37124	JIM & SON CONSTRUCTION CO		\$900.00	2003	CONSTRUCTION
34772	JIM & SON CONSTRUCTION CO		\$7,300.00	2003	CONSTRUCTION
33024	JIM & SON CONSTRUCTION CO		\$4,880.00	2003	CONSTRUCTION
29066	JIM & SON CONSTRUCTION CO		\$460.00	2003	CONSTRUCTION
34156	JIM & SON CONSTRUCTION CO		\$7,045.00	2003	CONSTRUCTION
18954	JOAB DICK CONSTRUCTION INC		\$655.00	2005	CONSTRUCTION
18208	JOAB DICK CONSTRUCTION INC		\$3,888.00	2005	CONSTRUCTION
17327	JOAB DICK CONSTRUCTION INC		\$1,602.00	2005	CONSTRUCTION
18951	KARIM PLUMBING	AFRICAN AMERICAN	\$80.00	2005	CONSTRUCTION
25007	KEELER LANDSCAPE & DESIGN INC		\$1,768.00	2005	CONSTRUCTION
21120	KOHNSTRUCTION & PAINTING		\$6,352.00	2005	CONSTRUCTION
25801	KOHNSTRUCTION & PAINTING		\$495.00	2005	CONSTRUCTION
9350	KOHNSTRUCTION & PAINTING		\$2,100.00	2004	CONSTRUCTION
13447	L C K CONSTRUCTION SERVICES	NONMINORITY WOMEN	\$282.08	2004	CONSTRUCTION
20157	L C K CONSTRUCTION SERVICES	NONMINORITY WOMEN	\$3,699.89	2005	CONSTRUCTION
23136	L C K CONSTRUCTION SERVICES	NONMINORITY WOMEN	\$84,999.86	2005	CONSTRUCTION
1388	L C K CONSTRUCTION SERVICES	NONMINORITY WOMEN	\$2,993.08	2004	CONSTRUCTION
21442	L C K CONSTRUCTION SERVICES	NONMINORITY WOMEN	\$495.00	2005	CONSTRUCTION

CONSTRUCTION CONTRACTS

PURCHASE ORDER #	VENDOR NAME	ETHNICITY	AWARD AMOUNT	FY	BUSINESS CATEGORY
39353	L C K CONSTRUCTION SERVICES	NONMINORITY WOMEN	\$317.53	2003	CONSTRUCTION
18697	L C K CONSTRUCTION SERVICES	NONMINORITY WOMEN	\$8,000.00	2005	CONSTRUCTION
5544	L C K CONSTRUCTION SERVICES	NONMINORITY WOMEN	\$23,556.31	2004	CONSTRUCTION
38000	L C K CONSTRUCTION SERVICES	NONMINORITY WOMEN	\$48,727.64	2003	CONSTRUCTION
2193	L C K CONSTRUCTION SERVICES	NONMINORITY WOMEN	\$1,459.25	2004	CONSTRUCTION
38262	L C K CONSTRUCTION SERVICES	NONMINORITY WOMEN	\$142.12	2003	CONSTRUCTION
4173	L C K CONSTRUCTION SERVICES	NONMINORITY WOMEN	\$2,461.25	2004	CONSTRUCTION
8680	L C K CONSTRUCTION SERVICES	NONMINORITY WOMEN	\$9,449.71	2004	CONSTRUCTION
31250	L C K CONSTRUCTION SERVICES	NONMINORITY WOMEN	\$1,296.55	2003	CONSTRUCTION
37125	L C K CONSTRUCTION SERVICES	NONMINORITY WOMEN	\$33,000.00	2003	CONSTRUCTION
37137	L C K CONSTRUCTION SERVICES	NONMINORITY WOMEN	\$4,268.00	2003	CONSTRUCTION
16049	LAD CORP OF WEST COLUMBIA	NONMINORITY WOMEN	\$485,510.00	2005	CONSTRUCTION
21066	LAD CORP OF WEST COLUMBIA	NONMINORITY WOMEN	\$2,158.00	2005	CONSTRUCTION
29667	LAKE MURRAY UTILITY CO		\$94,268.65	2003	CONSTRUCTION
16229	LAKE MURRAY UTILITY CO		\$529,674.00	2005	CONSTRUCTION
14768	LANIER CONSTRUCTION CO INC	AFRICAN AMERICAN	\$3,796.80	2005	CONSTRUCTION
29260	LANIER CONSTRUCTION CO INC	AFRICAN AMERICAN	\$3,000.00	2003	CONSTRUCTION
25751	LANIER REDI MIX CONCRETE INC		\$10,000.00	2005	CONSTRUCTION
4812	LAZER CONSTRUCTION CO INC		\$187,263.95	2004	CONSTRUCTION
34060	LAZER CONSTRUCTION CO INC		\$609,359.06	2003	CONSTRUCTION
16676	LOVELESS COMMERCIAL CONTRACTING INC	NONMINORITY MALE	#####	2005	CONSTRUCTION
14799	LOVELESS COMMERCIAL CONTRACTING INC	NONMINORITY MALE	\$737,611.00	2005	CONSTRUCTION
20158	LUMEC INC		\$804,904.80	2005	CONSTRUCTION
12616	LYN RICH CONTRACTING CO INC		\$1,660.00	2004	CONSTRUCTION
27674	M B KAHN CONSTRUCTION CO INC	NONMINORITY MALE	\$153,637.50	2003	CONSTRUCTION
20777	M B KAHN CONSTRUCTION CO INC	NONMINORITY MALE	#####	2005	CONSTRUCTION
3587	M B KAHN CONSTRUCTION CO INC	NONMINORITY MALE	\$48,851.83	2004	CONSTRUCTION
7164	M B KAHN CONSTRUCTION CO INC	NONMINORITY MALE	\$700,000.00	2004	CONSTRUCTION
3588	M B KAHN CONSTRUCTION CO INC	NONMINORITY MALE	\$478,696.46	2004	CONSTRUCTION
33786	M B KAHN CONSTRUCTION CO INC	NONMINORITY MALE	#####	2003	CONSTRUCTION
29483	M B KAHN CONSTRUCTION CO INC	NONMINORITY MALE	#####	2003	CONSTRUCTION
19856	M B KAHN CONSTRUCTION CO INC	NONMINORITY MALE	\$115,928.00	2005	CONSTRUCTION
31469	M B KAHN CONSTRUCTION CO INC	NONMINORITY MALE	\$253,636.69	2003	CONSTRUCTION
40080	M B KAHN CONSTRUCTION CO INC	NONMINORITY MALE	\$7,415.09	2003	CONSTRUCTION
14757	M B KAHN CONSTRUCTION CO INC	NONMINORITY MALE	#####	2005	CONSTRUCTION
27672	M B KAHN CONSTRUCTION CO INC	NONMINORITY MALE	\$25,000.01	2003	CONSTRUCTION
31470	M B KAHN CONSTRUCTION CO INC	NONMINORITY MALE	\$650,449.54	2003	CONSTRUCTION
32539	M B KAHN CONSTRUCTION CO INC	NONMINORITY MALE	\$286,100.61	2003	CONSTRUCTION
30464	M B KAHN CONSTRUCTION CO INC	NONMINORITY MALE	\$101,022.79	2003	CONSTRUCTION
30465	M B KAHN CONSTRUCTION CO INC	NONMINORITY MALE	\$292,460.79	2003	CONSTRUCTION
14688	M B KAHN CONSTRUCTION CO INC	NONMINORITY MALE	#####	2005	CONSTRUCTION
14694	M B KAHN CONSTRUCTION CO INC	NONMINORITY MALE	#####	2005	CONSTRUCTION
34561	M B KAHN CONSTRUCTION CO INC	NONMINORITY MALE	\$151,869.29	2003	CONSTRUCTION
33577	M R B INC	NONMINORITY WOMEN	\$10,642.00	2003	CONSTRUCTION
22972	MAR CONSTRUCTION CO INC		#####	2005	CONSTRUCTION
37388	MASHBURN CONSTRUCTION CO INC	NONMINORITY MALE	\$6,000.00	2003	CONSTRUCTION
3620	MASHBURN CONSTRUCTION CO INC	NONMINORITY MALE	\$24,000.00	2004	CONSTRUCTION
5380	MASHBURN CONSTRUCTION CO INC	NONMINORITY MALE	\$3,246.25	2004	CONSTRUCTION
2547	MASHBURN CONSTRUCTION CO INC	NONMINORITY MALE	\$23,021.25	2004	CONSTRUCTION
5787	MASHBURN CONSTRUCTION CO INC	NONMINORITY MALE	\$4,000.00	2004	CONSTRUCTION
2991	MCCLAM & ASSOC	NONMINORITY MALE	\$576,196.00	2004	CONSTRUCTION
14822	MCCLAM & ASSOC	NONMINORITY MALE	#####	2004	CONSTRUCTION
32668	MCCLAM & ASSOC	NONMINORITY MALE	\$78,247.10	2003	CONSTRUCTION
27494	MCCLAM & ASSOC	NONMINORITY MALE	\$30,900.00	2005	CONSTRUCTION
38817	MCCLAM & ASSOC	NONMINORITY MALE	\$2,500.00	2003	CONSTRUCTION
25271	MCCLAM & ASSOC	NONMINORITY MALE	\$98,849.00	2005	CONSTRUCTION
1102	MCCLAM & ASSOC	NONMINORITY MALE	\$18,495.00	2004	CONSTRUCTION
796	MCCRORY CONSTRUCTION CO INC		#####	2004	CONSTRUCTION
1242	MCKIES HEATING & AC SERVICE	AFRICAN AMERICAN	\$4,500.00	2004	CONSTRUCTION
21430	MCKIES HEATING & AC SERVICE	AFRICAN AMERICAN	\$7,880.00	2005	CONSTRUCTION
10367	MCKIES HEATING & AC SERVICE	AFRICAN AMERICAN	\$3,400.00	2004	CONSTRUCTION
18093	MCKIES HEATING & AC SERVICE	AFRICAN AMERICAN	\$2,485.00	2005	CONSTRUCTION
14716	MCKIES HEATING & AC SERVICE	AFRICAN AMERICAN	\$4,725.00	2005	CONSTRUCTION
22291	MCKIES HEATING & AC SERVICE	AFRICAN AMERICAN	\$16,200.00	2005	CONSTRUCTION
2800	MCKIES HEATING & AC SERVICE	AFRICAN AMERICAN	\$240.00	2004	CONSTRUCTION
27603	MCKIES HEATING & AC SERVICE	AFRICAN AMERICAN	\$300.00	2005	CONSTRUCTION
19663	MCKIES HEATING & AC SERVICE	AFRICAN AMERICAN	\$427.15	2005	CONSTRUCTION
787	MEETZE PLUMBING CO	NONMINORITY WOMEN	\$11.65	2004	CONSTRUCTION

CONSTRUCTION CONTRACTS

PURCHASE ORDER #	VENDOR NAME	ETHNICITY	AWARD AMOUNT	FY	BUSINESS CATEGORY
37716	MEETZE PLUMBING CO	NONMINORITY WOMEN	\$230.85	2003	CONSTRUCTION
31525	MEETZE PLUMBING CO	NONMINORITY WOMEN	\$275.00	2003	CONSTRUCTION
37734	MEETZE PLUMBING CO	NONMINORITY WOMEN	\$73,622.80	2003	CONSTRUCTION
31869	MEETZE PLUMBING CO	NONMINORITY WOMEN	\$169.73	2003	CONSTRUCTION
37759	MEETZE PLUMBING CO	NONMINORITY WOMEN	\$992.80	2003	CONSTRUCTION
35445	MEETZE PLUMBING CO	NONMINORITY WOMEN	\$350.00	2003	CONSTRUCTION
34610	MEETZE PLUMBING CO	NONMINORITY WOMEN	\$312.70	2003	CONSTRUCTION
34224	MEETZE PLUMBING CO	NONMINORITY WOMEN	\$90.00	2003	CONSTRUCTION
32633	MEETZE PLUMBING CO	NONMINORITY WOMEN	\$224.95	2003	CONSTRUCTION
15051	MEETZE PLUMBING CO	NONMINORITY WOMEN	\$525.00	2005	CONSTRUCTION
33260	MEETZE PLUMBING CO	NONMINORITY WOMEN	\$375.00	2003	CONSTRUCTION
32384	MEETZE PLUMBING CO	NONMINORITY WOMEN	\$95.00	2003	CONSTRUCTION
3230	MEETZE PLUMBING CO	NONMINORITY WOMEN	\$272.00	2004	CONSTRUCTION
24807	MEETZE PLUMBING CO	NONMINORITY WOMEN	\$300.00	2005	CONSTRUCTION
36166	MICHAEL J MUNGO & CO	NONMINORITY MALE	\$23,245.00	2003	CONSTRUCTION
39227	MID STATE ROOFING		\$2,099.50	2003	CONSTRUCTION
25687	MIKES TREE SERVICE LLC		\$4,877.25	2005	CONSTRUCTION
34899	MITCHELLS PAINTING SERVICE	AFRICAN AMERICAN	\$3,342.00	2003	CONSTRUCTION
16733	MUNGO CO	NONMINORITY MALE	\$19,765.00	2005	CONSTRUCTION
16734	MUNGO CO	NONMINORITY MALE	\$46,230.00	2005	CONSTRUCTION
6838	MURTON ROOFING OF SOUTH CAROLINA INC		\$761,205.00	2004	CONSTRUCTION
20765	NOLAND CO INC	NONMINORITY MALE	\$250.00	2005	CONSTRUCTION
34662	ONEILS AIR CONDITIONING CO		\$5,775.00	2003	CONSTRUCTION
39764	ONEILS AIR CONDITIONING CO		\$3,730.00	2003	CONSTRUCTION
2139	OTIS ELEVATOR CO		\$29,293.00	2004	CONSTRUCTION
16670	OTIS ELEVATOR CO		\$11,235.00	2005	CONSTRUCTION
18997	OTIS ELEVATOR CO		\$26,630.00	2005	CONSTRUCTION
21967	P & S CONSTRUCTION CO INC		\$195.00	2005	CONSTRUCTION
39640	P & S CONSTRUCTION CO INC		\$658.75	2003	CONSTRUCTION
19206	P & S CONSTRUCTION CO INC		\$2,100.00	2005	CONSTRUCTION
340	P & S CONSTRUCTION CO INC		\$1,890.00	2004	CONSTRUCTION
31279	P & S CONSTRUCTION CO INC		\$3,000.00	2003	CONSTRUCTION
3426	PATRIOT CONSTRUCTION CO INC		\$139,510.00	2004	CONSTRUCTION
30	PENN CONTRACTING LLC		\$150,782.00	2004	CONSTRUCTION
5595	PIEDMONT HVAC INC	NONMINORITY MALE	\$75.00	2004	CONSTRUCTION
10587	PIEDMONT HVAC INC	NONMINORITY MALE	\$182.50	2004	CONSTRUCTION
16601	PIEDMONT HVAC INC	NONMINORITY MALE	\$3,189.00	2005	CONSTRUCTION
5965	PIEDMONT HVAC INC	NONMINORITY MALE	\$523.58	2004	CONSTRUCTION
10586	PIEDMONT HVAC INC	NONMINORITY MALE	\$112.50	2004	CONSTRUCTION
6068	PIEDMONT HVAC INC	NONMINORITY MALE	\$112.50	2004	CONSTRUCTION
10562	PIEDMONT HVAC INC	NONMINORITY MALE	\$517.96	2004	CONSTRUCTION
10561	PIEDMONT HVAC INC	NONMINORITY MALE	\$578.54	2004	CONSTRUCTION
10474	PIEDMONT HVAC INC	NONMINORITY MALE	\$278.28	2004	CONSTRUCTION
10473	PIEDMONT HVAC INC	NONMINORITY MALE	\$362.50	2004	CONSTRUCTION
567	PIEDMONT HVAC INC	NONMINORITY MALE	\$367.50	2004	CONSTRUCTION
13057	PIEDMONT HVAC INC	NONMINORITY MALE	\$315.57	2004	CONSTRUCTION
13151	PIEDMONT HVAC INC	NONMINORITY MALE	\$16,444.05	2004	CONSTRUCTION
5961	PIEDMONT HVAC INC	NONMINORITY MALE	\$555.77	2004	CONSTRUCTION
4341	PIEDMONT HVAC INC	NONMINORITY MALE	\$4,750.00	2004	CONSTRUCTION
16873	PIEDMONT HVAC INC	NONMINORITY MALE	\$427.18	2005	CONSTRUCTION
11600	PIEDMONT HVAC INC	NONMINORITY MALE	\$598.41	2004	CONSTRUCTION
11599	PIEDMONT HVAC INC	NONMINORITY MALE	\$524.50	2004	CONSTRUCTION
3710	PIEDMONT HVAC INC	NONMINORITY MALE	\$201.08	2004	CONSTRUCTION
16872	PIEDMONT HVAC INC	NONMINORITY MALE	\$95.00	2005	CONSTRUCTION
3711	PIEDMONT HVAC INC	NONMINORITY MALE	\$318.90	2004	CONSTRUCTION
3712	PIEDMONT HVAC INC	NONMINORITY MALE	\$101.20	2004	CONSTRUCTION
11580	PIEDMONT HVAC INC	NONMINORITY MALE	\$112.50	2004	CONSTRUCTION
11399	PIEDMONT HVAC INC	NONMINORITY MALE	\$85.00	2004	CONSTRUCTION
4138	PIEDMONT HVAC INC	NONMINORITY MALE	\$421.31	2004	CONSTRUCTION
11395	PIEDMONT HVAC INC	NONMINORITY MALE	\$75.00	2004	CONSTRUCTION
4992	PIEDMONT HVAC INC	NONMINORITY MALE	\$528.90	2004	CONSTRUCTION
12577	PIEDMONT HVAC INC	NONMINORITY MALE	\$587.50	2004	CONSTRUCTION
10588	PIEDMONT HVAC INC	NONMINORITY MALE	\$243.16	2004	CONSTRUCTION
4411	PIEDMONT HVAC INC	NONMINORITY MALE	\$12,474.00	2004	CONSTRUCTION
10888	PIEDMONT HVAC INC	NONMINORITY MALE	\$85.00	2004	CONSTRUCTION
336	PIEDMONT HVAC INC	NONMINORITY MALE	\$951.82	2004	CONSTRUCTION
16610	PIEDMONT HVAC INC	NONMINORITY MALE	\$85.00	2005	CONSTRUCTION
4989	PIEDMONT HVAC INC	NONMINORITY MALE	\$304.58	2004	CONSTRUCTION

CONSTRUCTION CONTRACTS

PURCHASE ORDER #	VENDOR NAME	ETHNICITY	AWARD AMOUNT	FY	BUSINESS CATEGORY
4990	PIEDMONT HVAC INC	NONMINORITY MALE	\$120.00	2004	CONSTRUCTION
2155	PIEDMONT HVAC INC	NONMINORITY MALE	\$367.50	2004	CONSTRUCTION
4991	PIEDMONT HVAC INC	NONMINORITY MALE	\$282.26	2004	CONSTRUCTION
16221	PIEDMONT HVAC INC	NONMINORITY MALE	\$250.00	2005	CONSTRUCTION
2149	PIEDMONT HVAC INC	NONMINORITY MALE	\$416.08	2004	CONSTRUCTION
10816	PIEDMONT HVAC INC	NONMINORITY MALE	\$75.00	2004	CONSTRUCTION
4337	PIEDMONT HVAC INC	NONMINORITY MALE	\$7,500.00	2004	CONSTRUCTION
9056	PIEDMONT HVAC INC	NONMINORITY MALE	\$504.84	2004	CONSTRUCTION
6494	PIEDMONT HVAC INC	NONMINORITY MALE	\$1,218.30	2004	CONSTRUCTION
13853	PIEDMONT HVAC INC	NONMINORITY MALE	\$4,302.00	2004	CONSTRUCTION
707	PIEDMONT HVAC INC	NONMINORITY MALE	\$142.50	2004	CONSTRUCTION
22188	PIEDMONT HVAC INC	NONMINORITY MALE	\$95.00	2005	CONSTRUCTION
1759	PIEDMONT HVAC INC	NONMINORITY MALE	\$522.08	2004	CONSTRUCTION
9676	PIEDMONT HVAC INC	NONMINORITY MALE	\$476.64	2004	CONSTRUCTION
9250	PIEDMONT HVAC INC	NONMINORITY MALE	\$514.53	2004	CONSTRUCTION
9194	PIEDMONT HVAC INC	NONMINORITY MALE	\$459.09	2004	CONSTRUCTION
2196	PIEDMONT HVAC INC	NONMINORITY MALE	\$262.50	2004	CONSTRUCTION
7744	PIEDMONT HVAC INC	NONMINORITY MALE	\$207.53	2004	CONSTRUCTION
9193	PIEDMONT HVAC INC	NONMINORITY MALE	\$300.00	2004	CONSTRUCTION
15130	PIEDMONT HVAC INC	NONMINORITY MALE	\$807.19	2005	CONSTRUCTION
9192	PIEDMONT HVAC INC	NONMINORITY MALE	\$375.00	2004	CONSTRUCTION
706	PIEDMONT HVAC INC	NONMINORITY MALE	\$150.00	2004	CONSTRUCTION
8198	PIEDMONT HVAC INC	NONMINORITY MALE	\$454.43	2004	CONSTRUCTION
8199	PIEDMONT HVAC INC	NONMINORITY MALE	\$2,750.00	2004	CONSTRUCTION
8390	PIEDMONT HVAC INC	NONMINORITY MALE	\$262.50	2004	CONSTRUCTION
9055	PIEDMONT HVAC INC	NONMINORITY MALE	\$193.36	2004	CONSTRUCTION
14598	PIEDMONT HVAC INC	NONMINORITY MALE	\$262.50	2004	CONSTRUCTION
8435	PIEDMONT HVAC INC	NONMINORITY MALE	\$278.43	2004	CONSTRUCTION
8671	PIEDMONT HVAC INC	NONMINORITY MALE	\$150.00	2004	CONSTRUCTION
8673	PIEDMONT HVAC INC	NONMINORITY MALE	\$294.06	2004	CONSTRUCTION
14710	PIEDMONT HVAC INC	NONMINORITY MALE	\$101.20	2005	CONSTRUCTION
8934	PIEDMONT HVAC INC	NONMINORITY MALE	\$418.66	2004	CONSTRUCTION
14717	PIEDMONT HVAC INC	NONMINORITY MALE	\$210.00	2005	CONSTRUCTION
1756	PIEDMONT HVAC INC	NONMINORITY MALE	\$211.83	2004	CONSTRUCTION
2136	PIEDMONT HVAC INC	NONMINORITY MALE	\$75.00	2004	CONSTRUCTION
6490	PIEDMONT HVAC INC	NONMINORITY MALE	\$750.00	2004	CONSTRUCTION
6493	PIEDMONT HVAC INC	NONMINORITY MALE	\$1,000.00	2004	CONSTRUCTION
7743	PIEDMONT HVAC INC	NONMINORITY MALE	\$207.53	2004	CONSTRUCTION
10472	PIEDMONT HVAC INC	NONMINORITY MALE	\$237.50	2004	CONSTRUCTION
13465	PIEDMONT HVAC INC	NONMINORITY MALE	\$3,923.00	2004	CONSTRUCTION
10471	PIEDMONT HVAC INC	NONMINORITY MALE	\$300.00	2004	CONSTRUCTION
15958	PIEDMONT HVAC INC	NONMINORITY MALE	\$135.00	2005	CONSTRUCTION
617	PIEDMONT HVAC INC	NONMINORITY MALE	\$162.50	2004	CONSTRUCTION
2439	PIEDMONT HVAC INC	NONMINORITY MALE	\$4,919.00	2004	CONSTRUCTION
13631	PIEDMONT HVAC INC	NONMINORITY MALE	\$150.00	2004	CONSTRUCTION
700	PIEDMONT HVAC INC	NONMINORITY MALE	\$3,717.00	2004	CONSTRUCTION
7742	PIEDMONT HVAC INC	NONMINORITY MALE	\$112.50	2004	CONSTRUCTION
15466	PIEDMONT HVAC INC	NONMINORITY MALE	\$495.37	2005	CONSTRUCTION
13324	PIEDMONT HVAC INC	NONMINORITY MALE	\$7,675.50	2004	CONSTRUCTION
2049	PIEDMONT HVAC INC	NONMINORITY MALE	\$266.17	2004	CONSTRUCTION
6813	PIEDMONT HVAC INC	NONMINORITY MALE	\$490.00	2004	CONSTRUCTION
6814	PIEDMONT HVAC INC	NONMINORITY MALE	\$236.25	2004	CONSTRUCTION
1984	PIEDMONT HVAC INC	NONMINORITY MALE	\$112.50	2004	CONSTRUCTION
7024	PIEDMONT HVAC INC	NONMINORITY MALE	\$150.00	2004	CONSTRUCTION
701	PIEDMONT HVAC INC	NONMINORITY MALE	\$450.08	2004	CONSTRUCTION
3536	PIEDMONT HVAC INC	NONMINORITY MALE	\$150.00	2004	CONSTRUCTION
7155	PIEDMONT HVAC INC	NONMINORITY MALE	\$260.00	2004	CONSTRUCTION
9928	PIEDMONT HVAC INC	NONMINORITY MALE	\$49,021.00	2004	CONSTRUCTION
702	PIEDMONT HVAC INC	NONMINORITY MALE	\$180.00	2004	CONSTRUCTION
703	PIEDMONT HVAC INC	NONMINORITY MALE	\$300.00	2004	CONSTRUCTION
6795	PIEDMONT HVAC INC	NONMINORITY MALE	\$475.00	2004	CONSTRUCTION
34179	PIEDMONT HVAC INC	NONMINORITY MALE	\$225.00	2003	CONSTRUCTION
32605	PIEDMONT HVAC INC	NONMINORITY MALE	\$112.50	2003	CONSTRUCTION
32630	PIEDMONT HVAC INC	NONMINORITY MALE	\$394.28	2003	CONSTRUCTION
32632	PIEDMONT HVAC INC	NONMINORITY MALE	\$162.98	2003	CONSTRUCTION
32723	PIEDMONT HVAC INC	NONMINORITY MALE	\$162.50	2003	CONSTRUCTION
32738	PIEDMONT HVAC INC	NONMINORITY MALE	\$75.00	2003	CONSTRUCTION
32775	PIEDMONT HVAC INC	NONMINORITY MALE	\$300.00	2003	CONSTRUCTION

CONSTRUCTION CONTRACTS

PURCHASE ORDER #	VENDOR NAME	ETHNICITY	AWARD AMOUNT	FY	BUSINESS CATEGORY
32816	PIEDMONT HVAC INC	NONMINORITY MALE	\$4,274.00	2003	CONSTRUCTION
32999	PIEDMONT HVAC INC	NONMINORITY MALE	\$258.22	2003	CONSTRUCTION
33000	PIEDMONT HVAC INC	NONMINORITY MALE	\$1,188.25	2003	CONSTRUCTION
33020	PIEDMONT HVAC INC	NONMINORITY MALE	\$616.71	2003	CONSTRUCTION
33250	PIEDMONT HVAC INC	NONMINORITY MALE	\$150.00	2003	CONSTRUCTION
33377	PIEDMONT HVAC INC	NONMINORITY MALE	\$284.78	2003	CONSTRUCTION
29091	PIEDMONT HVAC INC	NONMINORITY MALE	\$3,683.00	2003	CONSTRUCTION
34063	PIEDMONT HVAC INC	NONMINORITY MALE	\$80.87	2003	CONSTRUCTION
32233	PIEDMONT HVAC INC	NONMINORITY MALE	\$399.08	2003	CONSTRUCTION
34477	PIEDMONT HVAC INC	NONMINORITY MALE	\$225.00	2003	CONSTRUCTION
34616	PIEDMONT HVAC INC	NONMINORITY MALE	\$350.00	2003	CONSTRUCTION
34654	PIEDMONT HVAC INC	NONMINORITY MALE	\$1,137.00	2003	CONSTRUCTION
34794	PIEDMONT HVAC INC	NONMINORITY MALE	\$300.00	2003	CONSTRUCTION
34845	PIEDMONT HVAC INC	NONMINORITY MALE	\$85.00	2003	CONSTRUCTION
35295	PIEDMONT HVAC INC	NONMINORITY MALE	\$753.26	2003	CONSTRUCTION
35473	PIEDMONT HVAC INC	NONMINORITY MALE	\$200.00	2003	CONSTRUCTION
35530	PIEDMONT HVAC INC	NONMINORITY MALE	\$130.78	2003	CONSTRUCTION
35531	PIEDMONT HVAC INC	NONMINORITY MALE	\$150.00	2003	CONSTRUCTION
35536	PIEDMONT HVAC INC	NONMINORITY MALE	\$466.86	2003	CONSTRUCTION
35560	PIEDMONT HVAC INC	NONMINORITY MALE	\$300.00	2003	CONSTRUCTION
35772	PIEDMONT HVAC INC	NONMINORITY MALE	\$475.00	2003	CONSTRUCTION
33695	PIEDMONT HVAC INC	NONMINORITY MALE	\$75.00	2003	CONSTRUCTION
30664	PIEDMONT HVAC INC	NONMINORITY MALE	\$150.00	2003	CONSTRUCTION
29093	PIEDMONT HVAC INC	NONMINORITY MALE	\$75.00	2003	CONSTRUCTION
29094	PIEDMONT HVAC INC	NONMINORITY MALE	\$306.04	2003	CONSTRUCTION
29095	PIEDMONT HVAC INC	NONMINORITY MALE	\$112.50	2003	CONSTRUCTION
29096	PIEDMONT HVAC INC	NONMINORITY MALE	\$173.45	2003	CONSTRUCTION
29097	PIEDMONT HVAC INC	NONMINORITY MALE	\$75.00	2003	CONSTRUCTION
29288	PIEDMONT HVAC INC	NONMINORITY MALE	\$366.10	2003	CONSTRUCTION
29627	PIEDMONT HVAC INC	NONMINORITY MALE	\$112.50	2003	CONSTRUCTION
29768	PIEDMONT HVAC INC	NONMINORITY MALE	\$434.80	2003	CONSTRUCTION
29785	PIEDMONT HVAC INC	NONMINORITY MALE	\$178.52	2003	CONSTRUCTION
30323	PIEDMONT HVAC INC	NONMINORITY MALE	\$113,710.00	2003	CONSTRUCTION
30327	PIEDMONT HVAC INC	NONMINORITY MALE	\$250.00	2003	CONSTRUCTION
30344	PIEDMONT HVAC INC	NONMINORITY MALE	\$75.00	2003	CONSTRUCTION
32422	PIEDMONT HVAC INC	NONMINORITY MALE	\$9,351.00	2003	CONSTRUCTION
30655	PIEDMONT HVAC INC	NONMINORITY MALE	\$89.26	2003	CONSTRUCTION
32237	PIEDMONT HVAC INC	NONMINORITY MALE	\$278.55	2003	CONSTRUCTION
30785	PIEDMONT HVAC INC	NONMINORITY MALE	\$200.00	2003	CONSTRUCTION
16882	PIEDMONT HVAC INC	NONMINORITY MALE	\$1,688.51	2005	CONSTRUCTION
31240	PIEDMONT HVAC INC	NONMINORITY MALE	\$3,109.00	2003	CONSTRUCTION
22186	PIEDMONT HVAC INC	NONMINORITY MALE	\$95.00	2005	CONSTRUCTION
31527	PIEDMONT HVAC INC	NONMINORITY MALE	\$126.76	2003	CONSTRUCTION
31556	PIEDMONT HVAC INC	NONMINORITY MALE	\$75.00	2003	CONSTRUCTION
31705	PIEDMONT HVAC INC	NONMINORITY MALE	\$498.00	2003	CONSTRUCTION
31706	PIEDMONT HVAC INC	NONMINORITY MALE	\$344.65	2003	CONSTRUCTION
31724	PIEDMONT HVAC INC	NONMINORITY MALE	\$692.52	2003	CONSTRUCTION
31949	PIEDMONT HVAC INC	NONMINORITY MALE	\$464.58	2003	CONSTRUCTION
32145	PIEDMONT HVAC INC	NONMINORITY MALE	\$250.00	2003	CONSTRUCTION
32225	PIEDMONT HVAC INC	NONMINORITY MALE	\$461.67	2003	CONSTRUCTION
36018	PIEDMONT HVAC INC	NONMINORITY MALE	\$400.00	2003	CONSTRUCTION
30625	PIEDMONT HVAC INC	NONMINORITY MALE	\$200.00	2003	CONSTRUCTION
40695	PIEDMONT HVAC INC	NONMINORITY MALE	\$400.00	2003	CONSTRUCTION
35827	PIEDMONT HVAC INC	NONMINORITY MALE	\$2,274.00	2003	CONSTRUCTION
39665	PIEDMONT HVAC INC	NONMINORITY MALE	\$220.00	2003	CONSTRUCTION
39682	PIEDMONT HVAC INC	NONMINORITY MALE	\$300.00	2003	CONSTRUCTION
39867	PIEDMONT HVAC INC	NONMINORITY MALE	\$867.20	2003	CONSTRUCTION
39890	PIEDMONT HVAC INC	NONMINORITY MALE	\$1,160.00	2003	CONSTRUCTION
40071	PIEDMONT HVAC INC	NONMINORITY MALE	\$450.00	2003	CONSTRUCTION
40253	PIEDMONT HVAC INC	NONMINORITY MALE	\$169.30	2003	CONSTRUCTION
40672	PIEDMONT HVAC INC	NONMINORITY MALE	\$165.00	2003	CONSTRUCTION
40680	PIEDMONT HVAC INC	NONMINORITY MALE	\$2,591.00	2003	CONSTRUCTION
40681	PIEDMONT HVAC INC	NONMINORITY MALE	\$400.00	2003	CONSTRUCTION
40682	PIEDMONT HVAC INC	NONMINORITY MALE	\$400.00	2003	CONSTRUCTION
40683	PIEDMONT HVAC INC	NONMINORITY MALE	\$700.00	2003	CONSTRUCTION
39363	PIEDMONT HVAC INC	NONMINORITY MALE	\$262.50	2003	CONSTRUCTION
40692	PIEDMONT HVAC INC	NONMINORITY MALE	\$500.00	2004	CONSTRUCTION
39305	PIEDMONT HVAC INC	NONMINORITY MALE	\$200.00	2003	CONSTRUCTION

CONSTRUCTION CONTRACTS

PURCHASE ORDER #	VENDOR NAME	ETHNICITY	AWARD AMOUNT	FY	BUSINESS CATEGORY
40696	PIEDMONT HVAC INC	NONMINORITY MALE	\$537.50	2003	CONSTRUCTION
40698	PIEDMONT HVAC INC	NONMINORITY MALE	\$560.00	2003	CONSTRUCTION
40701	PIEDMONT HVAC INC	NONMINORITY MALE	\$450.00	2003	CONSTRUCTION
40702	PIEDMONT HVAC INC	NONMINORITY MALE	\$238.33	2003	CONSTRUCTION
40704	PIEDMONT HVAC INC	NONMINORITY MALE	\$13,301.00	2003	CONSTRUCTION
40707	PIEDMONT HVAC INC	NONMINORITY MALE	\$200.00	2003	CONSTRUCTION
40710	PIEDMONT HVAC INC	NONMINORITY MALE	\$150.00	2003	CONSTRUCTION
40711	PIEDMONT HVAC INC	NONMINORITY MALE	\$150.00	2003	CONSTRUCTION
40712	PIEDMONT HVAC INC	NONMINORITY MALE	\$200.00	2003	CONSTRUCTION
41276	PIEDMONT HVAC INC	NONMINORITY MALE	\$1,000.00	2005	CONSTRUCTION
41511	PIEDMONT HVAC INC	NONMINORITY MALE	\$1,500.00	2005	CONSTRUCTION
41798	PIEDMONT HVAC INC	NONMINORITY MALE	\$1,200.00	2005	CONSTRUCTION
41816	PIEDMONT HVAC INC	NONMINORITY MALE	\$499.95	2005	CONSTRUCTION
40687	PIEDMONT HVAC INC	NONMINORITY MALE	\$650.00	2003	CONSTRUCTION
38036	PIEDMONT HVAC INC	NONMINORITY MALE	\$2,572.00	2003	CONSTRUCTION
31088	PIEDMONT HVAC INC	NONMINORITY MALE	\$150.00	2003	CONSTRUCTION
36225	PIEDMONT HVAC INC	NONMINORITY MALE	\$177.47	2003	CONSTRUCTION
36459	PIEDMONT HVAC INC	NONMINORITY MALE	\$112.50	2003	CONSTRUCTION
36490	PIEDMONT HVAC INC	NONMINORITY MALE	\$200.00	2003	CONSTRUCTION
36563	PIEDMONT HVAC INC	NONMINORITY MALE	\$2,591.00	2003	CONSTRUCTION
36656	PIEDMONT HVAC INC	NONMINORITY MALE	\$1,059.88	2003	CONSTRUCTION
36699	PIEDMONT HVAC INC	NONMINORITY MALE	\$412.87	2003	CONSTRUCTION
36700	PIEDMONT HVAC INC	NONMINORITY MALE	\$126.50	2003	CONSTRUCTION
36943	PIEDMONT HVAC INC	NONMINORITY MALE	\$200.00	2003	CONSTRUCTION
36954	PIEDMONT HVAC INC	NONMINORITY MALE	\$300.00	2003	CONSTRUCTION
37108	PIEDMONT HVAC INC	NONMINORITY MALE	\$9,513.00	2003	CONSTRUCTION
37123	PIEDMONT HVAC INC	NONMINORITY MALE	\$57,413.00	2003	CONSTRUCTION
39513	PIEDMONT HVAC INC	NONMINORITY MALE	\$543.24	2003	CONSTRUCTION
37876	PIEDMONT HVAC INC	NONMINORITY MALE	\$431.00	2003	CONSTRUCTION
35956	PIEDMONT HVAC INC	NONMINORITY MALE	\$440.24	2003	CONSTRUCTION
38037	PIEDMONT HVAC INC	NONMINORITY MALE	\$773.00	2003	CONSTRUCTION
38320	PIEDMONT HVAC INC	NONMINORITY MALE	\$3,331.00	2003	CONSTRUCTION
38326	PIEDMONT HVAC INC	NONMINORITY MALE	\$267.50	2003	CONSTRUCTION
38647	PIEDMONT HVAC INC	NONMINORITY MALE	\$112.50	2003	CONSTRUCTION
38648	PIEDMONT HVAC INC	NONMINORITY MALE	\$150.00	2003	CONSTRUCTION
38651	PIEDMONT HVAC INC	NONMINORITY MALE	\$497.79	2003	CONSTRUCTION
38661	PIEDMONT HVAC INC	NONMINORITY MALE	\$292.50	2003	CONSTRUCTION
38695	PIEDMONT HVAC INC	NONMINORITY MALE	\$491.00	2003	CONSTRUCTION
38698	PIEDMONT HVAC INC	NONMINORITY MALE	\$200.00	2003	CONSTRUCTION
38705	PIEDMONT HVAC INC	NONMINORITY MALE	\$288.31	2003	CONSTRUCTION
38709	PIEDMONT HVAC INC	NONMINORITY MALE	\$300.00	2003	CONSTRUCTION
38844	PIEDMONT HVAC INC	NONMINORITY MALE	\$322.18	2003	CONSTRUCTION
39168	PIEDMONT HVAC INC	NONMINORITY MALE	\$300.00	2003	CONSTRUCTION
37426	PIEDMONT HVAC INC	NONMINORITY MALE	\$300.00	2003	CONSTRUCTION
21320	PIEDMONT HVAC INC	NONMINORITY MALE	\$435.00	2005	CONSTRUCTION
23220	PIEDMONT HVAC INC	NONMINORITY MALE	\$481.66	2005	CONSTRUCTION
22910	PIEDMONT HVAC INC	NONMINORITY MALE	\$5,531.00	2005	CONSTRUCTION
22191	PIEDMONT HVAC INC	NONMINORITY MALE	\$285.00	2005	CONSTRUCTION
22190	PIEDMONT HVAC INC	NONMINORITY MALE	\$142.50	2005	CONSTRUCTION
22189	PIEDMONT HVAC INC	NONMINORITY MALE	\$154.64	2005	CONSTRUCTION
22187	PIEDMONT HVAC INC	NONMINORITY MALE	\$190.00	2005	CONSTRUCTION
28043	PIEDMONT HVAC INC	NONMINORITY MALE	\$65.00	2003	CONSTRUCTION
21832	PIEDMONT HVAC INC	NONMINORITY MALE	\$485.00	2005	CONSTRUCTION
23221	PIEDMONT HVAC INC	NONMINORITY MALE	\$510.00	2005	CONSTRUCTION
27569	PIEDMONT HVAC INC	NONMINORITY MALE	\$253.58	2005	CONSTRUCTION
29062	PIEDMONT HVAC INC	NONMINORITY MALE	\$1,348.00	2003	CONSTRUCTION
21318	PIEDMONT HVAC INC	NONMINORITY MALE	\$190.00	2005	CONSTRUCTION
24436	PIEDMONT HVAC INC	NONMINORITY MALE	\$2,000.00	2005	CONSTRUCTION
20855	PIEDMONT HVAC INC	NONMINORITY MALE	\$190.00	2005	CONSTRUCTION
20854	PIEDMONT HVAC INC	NONMINORITY MALE	\$380.00	2005	CONSTRUCTION
27908	PIEDMONT HVAC INC	NONMINORITY MALE	\$192.50	2003	CONSTRUCTION
27255	PIEDMONT HVAC INC	NONMINORITY MALE	\$2,391.00	2005	CONSTRUCTION
25999	PIEDMONT HVAC INC	NONMINORITY MALE	\$200.00	2005	CONSTRUCTION
31495	PIEDMONT HVAC INC	NONMINORITY MALE	\$89.26	2003	CONSTRUCTION
24425	PIEDMONT HVAC INC	NONMINORITY MALE	\$600.00	2005	CONSTRUCTION
24424	PIEDMONT HVAC INC	NONMINORITY MALE	\$190.00	2005	CONSTRUCTION
25328	PIEDMONT HVAC INC	NONMINORITY MALE	\$190.00	2005	CONSTRUCTION
25413	PIEDMONT HVAC INC	NONMINORITY MALE	\$196.89	2005	CONSTRUCTION

CONSTRUCTION CONTRACTS

PURCHASE ORDER #	VENDOR NAME	ETHNICITY	AWARD AMOUNT	FY	BUSINESS CATEGORY
24423	PIEDMONT HVAC INC	NONMINORITY MALE	\$375.00	2005	CONSTRUCTION
25766	PIEDMONT HVAC INC	NONMINORITY MALE	\$481.00	2005	CONSTRUCTION
26700	PIEDMONT HVAC INC	NONMINORITY MALE	\$1,795.00	2005	CONSTRUCTION
25998	PIEDMONT HVAC INC	NONMINORITY MALE	\$212.50	2005	CONSTRUCTION
26643	PIEDMONT HVAC INC	NONMINORITY MALE	\$476.12	2005	CONSTRUCTION
24421	PIEDMONT HVAC INC	NONMINORITY MALE	\$471.08	2005	CONSTRUCTION
26000	PIEDMONT HVAC INC	NONMINORITY MALE	\$109.18	2005	CONSTRUCTION
26001	PIEDMONT HVAC INC	NONMINORITY MALE	\$590.00	2005	CONSTRUCTION
26004	PIEDMONT HVAC INC	NONMINORITY MALE	\$4,370.00	2005	CONSTRUCTION
23780	PIEDMONT HVAC INC	NONMINORITY MALE	\$1,471.80	2005	CONSTRUCTION
23258	PIEDMONT HVAC INC	NONMINORITY MALE	\$2,774.16	2005	CONSTRUCTION
21015	PIEDMONT HVAC INC	NONMINORITY MALE	\$1,510.00	2005	CONSTRUCTION
24422	PIEDMONT HVAC INC	NONMINORITY MALE	\$227.20	2005	CONSTRUCTION
17729	PIEDMONT HVAC INC	NONMINORITY MALE	\$695.00	2005	CONSTRUCTION
28308	PIEDMONT HVAC INC	NONMINORITY MALE	\$175.20	2003	CONSTRUCTION
29056	PIEDMONT HVAC INC	NONMINORITY MALE	\$124.21	2003	CONSTRUCTION
28087	PIEDMONT HVAC INC	NONMINORITY MALE	\$169.58	2003	CONSTRUCTION
29057	PIEDMONT HVAC INC	NONMINORITY MALE	\$120.00	2003	CONSTRUCTION
21319	PIEDMONT HVAC INC	NONMINORITY MALE	\$297.50	2005	CONSTRUCTION
28526	PIEDMONT HVAC INC	NONMINORITY MALE	\$660.00	2003	CONSTRUCTION
28589	PIEDMONT HVAC INC	NONMINORITY MALE	\$475.00	2003	CONSTRUCTION
17924	PIEDMONT HVAC INC	NONMINORITY MALE	\$46.00	2005	CONSTRUCTION
17730	PIEDMONT HVAC INC	NONMINORITY MALE	\$296.30	2005	CONSTRUCTION
17955	PIEDMONT HVAC INC	NONMINORITY MALE	\$475.00	2005	CONSTRUCTION
17705	PIEDMONT HVAC INC	NONMINORITY MALE	\$569.28	2005	CONSTRUCTION
17704	PIEDMONT HVAC INC	NONMINORITY MALE	\$208.95	2005	CONSTRUCTION
17703	PIEDMONT HVAC INC	NONMINORITY MALE	\$85.00	2005	CONSTRUCTION
28974	PIEDMONT HVAC INC	NONMINORITY MALE	\$487.00	2003	CONSTRUCTION
29047	PIEDMONT HVAC INC	NONMINORITY MALE	\$350.00	2003	CONSTRUCTION
17015	PIEDMONT HVAC INC	NONMINORITY MALE	\$170.00	2005	CONSTRUCTION
17702	PIEDMONT HVAC INC	NONMINORITY MALE	\$190.00	2005	CONSTRUCTION
28705	PIEDMONT HVAC INC	NONMINORITY MALE	\$948.51	2003	CONSTRUCTION
29058	PIEDMONT HVAC INC	NONMINORITY MALE	\$400.00	2003	CONSTRUCTION
28089	PIEDMONT HVAC INC	NONMINORITY MALE	\$300.00	2003	CONSTRUCTION
28096	PIEDMONT HVAC INC	NONMINORITY MALE	\$200.00	2003	CONSTRUCTION
20475	PIEDMONT HVAC INC	NONMINORITY MALE	\$500.00	2005	CONSTRUCTION
29059	PIEDMONT HVAC INC	NONMINORITY MALE	\$722.60	2003	CONSTRUCTION
28135	PIEDMONT HVAC INC	NONMINORITY MALE	\$75.00	2003	CONSTRUCTION
28163	PIEDMONT HVAC INC	NONMINORITY MALE	\$130.00	2003	CONSTRUCTION
28192	PIEDMONT HVAC INC	NONMINORITY MALE	\$409.78	2003	CONSTRUCTION
28491	PIEDMONT HVAC INC	NONMINORITY MALE	\$400.00	2003	CONSTRUCTION
28201	PIEDMONT HVAC INC	NONMINORITY MALE	\$340.00	2003	CONSTRUCTION
28306	PIEDMONT HVAC INC	NONMINORITY MALE	\$215.01	2003	CONSTRUCTION
28216	PIEDMONT HVAC INC	NONMINORITY MALE	\$190.35	2003	CONSTRUCTION
28253	PIEDMONT HVAC INC	NONMINORITY MALE	\$217.50	2003	CONSTRUCTION
28254	PIEDMONT HVAC INC	NONMINORITY MALE	\$150.00	2003	CONSTRUCTION
28269	PIEDMONT HVAC INC	NONMINORITY MALE	\$200.00	2003	CONSTRUCTION
20098	PIEDMONT HVAC INC	NONMINORITY MALE	\$415.34	2005	CONSTRUCTION
28305	PIEDMONT HVAC INC	NONMINORITY MALE	\$417.50	2003	CONSTRUCTION
22164	PREFERRED CONSTRUCTION CO INC		\$29,890.00	2005	CONSTRUCTION
27147	PREFERRED CONSTRUCTION CO INC		\$18,900.00	2005	CONSTRUCTION
24243	PREFERRED CONSTRUCTION CO INC		\$29,890.00	2005	CONSTRUCTION
5588	PREMIER CONSTRUCTION CO		\$8,845.00	2004	CONSTRUCTION
34065	REPUBLIC CONTRACTING CORP		\$14,500.00	2003	CONSTRUCTION
5111	RICHLAND WRECKING CO		\$2,950.00	2004	CONSTRUCTION
8427	RICHLAND WRECKING CO		\$2,940.00	2004	CONSTRUCTION
4340	ROBERTS PAINTING SERVICE		\$6,500.00	2004	CONSTRUCTION
21669	ROBERTS PAINTING SERVICE		\$2,400.00	2005	CONSTRUCTION
4827	ROBERTS PAINTING SERVICE		\$300.00	2004	CONSTRUCTION
38315	ROBERTS PAINTING SERVICE		\$1,500.00	2003	CONSTRUCTION
5256	ROBERTS PAINTING SERVICE		\$4,200.00	2004	CONSTRUCTION
34643	ROBERTS PAINTING SERVICE		\$495.00	2003	CONSTRUCTION
12441	ROBERTS PAINTING SERVICE		\$3,675.00	2004	CONSTRUCTION
7052	ROBERTS PAINTING SERVICE		\$884.48	2004	CONSTRUCTION
34093	ROBERTS PAINTING SERVICE		\$2,600.00	2003	CONSTRUCTION
13945	ROBERTS PAINTING SERVICE		\$495.00	2004	CONSTRUCTION
10366	ROBERTS PAINTING SERVICE		\$350.00	2004	CONSTRUCTION
14541	S & S ELECTRICAL & HVAC	AFRICAN AMERICAN	\$157.50	2004	CONSTRUCTION

CONSTRUCTION CONTRACTS

PURCHASE ORDER #	VENDOR NAME	ETHNICITY	AWARD AMOUNT	FY	BUSINESS CATEGORY
28755	SACON INC		\$20,000.00	2003	CONSTRUCTION
16732	SCOTTIES PAINTING & JANITORIAL SERVICES	AFRICAN AMERICAN	\$2,249.73	2005	CONSTRUCTION
1236	SCOTTIES PAINTING & JANITORIAL SERVICES	AFRICAN AMERICAN	\$42,215.00	2004	CONSTRUCTION
7051	SCOTTS ELEGANCE PLUS		\$2,948.40	2004	CONSTRUCTION
27680	SEVERN TRENT PIPELINE SERVICES INC		\$56,311.95	2003	CONSTRUCTION
6388	SHADY BUSINESS INC		\$1,796.00	2004	CONSTRUCTION
39226	SHADY BUSINESS INC		\$973.37	2003	CONSTRUCTION
39228	SHADY BUSINESS INC		\$973.37	2003	CONSTRUCTION
3118	SHADY BUSINESS INC		\$5,573.50	2004	CONSTRUCTION
40560	SHANDON CONSTRUCTION		\$2,362.50	2003	CONSTRUCTION
6485	SHENANDOAH RESTORATIONS INC		\$77,998.00	2004	CONSTRUCTION
5375	SHENANDOAH RESTORATIONS INC		\$164,736.00	2004	CONSTRUCTION
27477	SLOAN CONSTRUCTION CO INC	NONMINORITY MALE	\$9,000.00	2005	CONSTRUCTION
12253	SLOAN CONSTRUCTION CO INC	NONMINORITY MALE	\$4,000.00	2004	CONSTRUCTION
15166	SLOAN CONSTRUCTION CO INC	NONMINORITY MALE	\$10,000.00	2005	CONSTRUCTION
15165	SLOAN CONSTRUCTION CO INC	NONMINORITY MALE	\$10,000.00	2005	CONSTRUCTION
1137	SLOAN CONSTRUCTION CO INC	NONMINORITY MALE	\$63,898.39	2004	CONSTRUCTION
27291	SLOAN CONSTRUCTION CO INC	NONMINORITY MALE	\$8,000.00	2005	CONSTRUCTION
18232	SLOAN CONSTRUCTION CO INC	NONMINORITY MALE	\$10,000.00	2005	CONSTRUCTION
41068	SLOAN CONSTRUCTION CO INC	NONMINORITY MALE	\$30,405.00	2005	CONSTRUCTION
31045	SLOAN CONSTRUCTION CO INC	NONMINORITY MALE	\$3,581.00	2003	CONSTRUCTION
2500	SLOAN CONSTRUCTION CO INC	NONMINORITY MALE	\$814,196.25	2004	CONSTRUCTION
23676	SLOAN CONSTRUCTION CO INC	NONMINORITY MALE	\$105.00	2005	CONSTRUCTION
20022	SOUTHERN LIGHTING & TRAFFIC SYSTEMS INC		\$4,977.00	2005	CONSTRUCTION
4024	SOX FENCE & SUPPLY CO INC		\$9,000.00	2004	CONSTRUCTION
33489	SPECIAL FORCES & GENERAL SERVICES LLC	AFRICAN AMERICAN	\$4,533.00	2003	CONSTRUCTION
30317	SPECIAL FORCES & GENERAL SERVICES LLC	AFRICAN AMERICAN	\$9,556.99	2003	CONSTRUCTION
18996	SPECIAL FORCES & GENERAL SERVICES LLC	AFRICAN AMERICAN	\$8,354.00	2005	CONSTRUCTION
31913	SPECIAL FORCES & GENERAL SERVICES LLC	AFRICAN AMERICAN	\$3,025.00	2003	CONSTRUCTION
25160	STANICK SHEET METAL & ROOFING INC		\$3,435.00	2005	CONSTRUCTION
18539	STANICK SHEET METAL & ROOFING INC		\$725.00	2005	CONSTRUCTION
20164	STANICK SHEET METAL & ROOFING INC		\$2,410.00	2005	CONSTRUCTION
9565	STORM RECONSTRUCTION SERVICES INC	NONMINORITY MALE	\$33,250.00	2004	CONSTRUCTION
13338	SWYGERT & ASSOC LTD		\$450.00	2004	CONSTRUCTION
16054	TANK PRO INC	NONMINORITY MALE	\$97,615.00	2005	CONSTRUCTION
16467	THYSSENKRUPP ELEVATOR		\$36,060.00	2005	CONSTRUCTION
11834	TRUSSELL BROTHERS CONSTRUCTION INC		\$93,898.00	2004	CONSTRUCTION
29656	TRUSSELL BROTHERS CONSTRUCTION INC		\$96,589.00	2003	CONSTRUCTION
4811	TRUSSELL BROTHERS CONSTRUCTION INC		\$45,322.00	2004	CONSTRUCTION
3900	TRUSSELL BROTHERS CONSTRUCTION INC		\$244,964.00	2004	CONSTRUCTION
27670	TRUSSELL BROTHERS CONSTRUCTION INC		\$15,239.00	2003	CONSTRUCTION
3590	TRUSSELL BROTHERS CONSTRUCTION INC		\$11,464.00	2004	CONSTRUCTION
22271	TRUSSELL BROTHERS CONSTRUCTION INC		\$905,890.00	2005	CONSTRUCTION
14773	TRUSSELL BROTHERS CONSTRUCTION INC		\$727,229.50	2004	CONSTRUCTION
16050	TRUSSELL BROTHERS CONSTRUCTION INC		\$159,703.50	2005	CONSTRUCTION
37762	TRUSSELL BROTHERS CONSTRUCTION INC		\$272,000.00	2004	CONSTRUCTION
24640	TRUSSELL BROTHERS CONSTRUCTION INC		\$7,330.00	2005	CONSTRUCTION
14766	TRUSSELL BROTHERS CONSTRUCTION INC		#####	2004	CONSTRUCTION
27001	TYLER CONSTRUCTION CO INC	NONMINORITY MALE	\$659,900.00	2005	CONSTRUCTION
26269	W B GUIMARIN CO INC		\$11,303.60	2005	CONSTRUCTION
23744	W B GUIMARIN CO INC		\$12,153.00	2005	CONSTRUCTION
30429	W B THOMASSON HEATING CO INC		\$936.00	2003	CONSTRUCTION
17450	W B THOMASSON HEATING CO INC		\$80.00	2005	CONSTRUCTION
10465	W B THOMASSON HEATING CO INC		\$302.47	2004	CONSTRUCTION
33022	W B THOMASSON HEATING CO INC		\$98.28	2003	CONSTRUCTION
14894	W B THOMASSON HEATING CO INC		\$315.00	2005	CONSTRUCTION
37122	W B THOMASSON HEATING CO INC		\$12,465.00	2003	CONSTRUCTION
24996	W J MILTON HEATING AIR CO	AFRICAN AMERICAN	\$7,000.00	2005	CONSTRUCTION
27075	W J MILTON HEATING AIR CO	AFRICAN AMERICAN	\$1,000.00	2005	CONSTRUCTION
42407	W J MILTON HEATING AIR CO	AFRICAN AMERICAN	\$82.00	2005	CONSTRUCTION
24502	W P LAW INC		\$98,615.00	2005	CONSTRUCTION
7916	WALKER BROTHERS INC	NONMINORITY MALE	\$11,970.00	2004	CONSTRUCTION
35357	WALKER BROTHERS INC	NONMINORITY MALE	\$1,700.00	2003	CONSTRUCTION
39562	WALKER BROTHERS INC	NONMINORITY MALE	\$1,566.95	2003	CONSTRUCTION
36977	WALKER BROTHERS INC	NONMINORITY MALE	\$4,970.99	2003	CONSTRUCTION
21679	WALKER BROTHERS INC	NONMINORITY MALE	\$30,696.23	2005	CONSTRUCTION
4583	WALKER BROTHERS INC	NONMINORITY MALE	\$10,404.53	2004	CONSTRUCTION
39500	WALKER BROTHERS INC	NONMINORITY MALE	\$650.00	2003	CONSTRUCTION

CONSTRUCTION CONTRACTS

Appendix A

PURCHASE ORDER #	VENDOR NAME	ETHNICITY	AWARD AMOUNT	FY	BUSINESS CATEGORY
3743	WALKER BROTHERS INC	NONMINORITY MALE	\$72,124.50	2004	CONSTRUCTION
9113	WALKER BROTHERS INC	NONMINORITY MALE	\$61,103.70	2004	CONSTRUCTION
41133	WALKER BROTHERS INC	NONMINORITY MALE	\$30,696.23	2005	CONSTRUCTION
24116	WALKER WHITE PLUMBING		\$130.00	2005	CONSTRUCTION
28853	WEST ELECTRICAL CONTRACTORS OF NEWBERRY		\$8,035.76	2003	CONSTRUCTION
12017	WILSON, PRESTON M	AFRICAN AMERICAN	\$300.00	2004	CONSTRUCTION
1316	WILSON, PRESTON M	AFRICAN AMERICAN	\$1,800.00	2004	CONSTRUCTION
2591	WILSON, PRESTON M	AFRICAN AMERICAN	\$90.01	2004	CONSTRUCTION
41085	YOUNGS PAINTING SERVICE		\$12,300.00	2005	CONSTRUCTION

ARCHITECTURE AND ENGINEERING CONTRACTS

Appendix A

PURCHASE ORDER #	VENDOR NAME	ETHNICITY	AWARD AMOUNT	FY	BUSINESS CATEGORY
35133	AMERICAN ENGINEERING CONSULTANTS INC	NONMINORITY MALE	\$7,275.00	2003	ARCHITECTURE AND ENGINEERING
23273	B P BARBER & ASSOC INC	NONMINORITY MALE	\$51,000.00	2005	ARCHITECTURE AND ENGINEERING
33170	B P BARBER & ASSOC INC	NONMINORITY MALE	\$3,612.00	2003	ARCHITECTURE AND ENGINEERING
32681	B P BARBER & ASSOC INC	NONMINORITY MALE	\$1,015.60	2003	ARCHITECTURE AND ENGINEERING
31679	B P BARBER & ASSOC INC	NONMINORITY MALE	\$3,400.00	2003	ARCHITECTURE AND ENGINEERING
10318	B P BARBER & ASSOC INC	NONMINORITY MALE	\$9,000.00	2004	ARCHITECTURE AND ENGINEERING
21693	B P BARBER & ASSOC INC	NONMINORITY MALE	\$3,629.83	2005	ARCHITECTURE AND ENGINEERING
12452	B P BARBER & ASSOC INC	NONMINORITY MALE	\$5,950.00	2004	ARCHITECTURE AND ENGINEERING
14304	B P BARBER & ASSOC INC	NONMINORITY MALE	\$1,803.00	2004	ARCHITECTURE AND ENGINEERING
14821	B P BARBER & ASSOC INC	NONMINORITY MALE	\$1,342.37	2005	ARCHITECTURE AND ENGINEERING
6573	B P BARBER & ASSOC INC	NONMINORITY MALE	\$628,428.23	2004	ARCHITECTURE AND ENGINEERING
16950	B P BARBER & ASSOC INC	NONMINORITY MALE	\$2,204.44	2005	ARCHITECTURE AND ENGINEERING
10335	B P BARBER & ASSOC INC	NONMINORITY MALE	\$11,025.00	2004	ARCHITECTURE AND ENGINEERING
17159	B P BARBER & ASSOC INC	NONMINORITY MALE	\$210.00	2005	ARCHITECTURE AND ENGINEERING
18167	B P BARBER & ASSOC INC	NONMINORITY MALE	\$9,500.00	2005	ARCHITECTURE AND ENGINEERING
22886	B P BARBER & ASSOC INC	NONMINORITY MALE	\$3,500.00	2005	ARCHITECTURE AND ENGINEERING
22885	B P BARBER & ASSOC INC	NONMINORITY MALE	\$4,800.00	2005	ARCHITECTURE AND ENGINEERING
22884	B P BARBER & ASSOC INC	NONMINORITY MALE	\$4,800.00	2005	ARCHITECTURE AND ENGINEERING
22561	B P BARBER & ASSOC INC	NONMINORITY MALE	\$9,700.00	2005	ARCHITECTURE AND ENGINEERING
19881	B P BARBER & ASSOC INC	NONMINORITY MALE	\$15,919.84	2005	ARCHITECTURE AND ENGINEERING
20534	B P BARBER & ASSOC INC	NONMINORITY MALE	\$2,711.51	2005	ARCHITECTURE AND ENGINEERING
41532	B P BARBER & ASSOC INC	NONMINORITY MALE	\$9,215.00	2005	ARCHITECTURE AND ENGINEERING
15624	B P BARBER & ASSOC INC	NONMINORITY MALE	\$9,869.50	2005	ARCHITECTURE AND ENGINEERING
35135	B P BARBER & ASSOC INC	NONMINORITY MALE	\$82,130.00	2003	ARCHITECTURE AND ENGINEERING
41340	B P BARBER & ASSOC INC	NONMINORITY MALE	\$9,000.00	2005	ARCHITECTURE AND ENGINEERING
35137	B P BARBER & ASSOC INC	NONMINORITY MALE	\$4,390.05	2003	ARCHITECTURE AND ENGINEERING
6557	B P BARBER & ASSOC INC	NONMINORITY MALE	\$536,575.03	2004	ARCHITECTURE AND ENGINEERING
40579	B P BARBER & ASSOC INC	NONMINORITY MALE	\$11,820.00	2003	ARCHITECTURE AND ENGINEERING
37702	B P BARBER & ASSOC INC	NONMINORITY MALE	\$3,045.76	2003	ARCHITECTURE AND ENGINEERING
37251	B P BARBER & ASSOC INC	NONMINORITY MALE	\$14,900.00	2003	ARCHITECTURE AND ENGINEERING
37268	B P BARBER & ASSOC INC	NONMINORITY MALE	\$4,840.28	2003	ARCHITECTURE AND ENGINEERING
38392	BARCZAK ASSOC INC	NONMINORITY MALE	\$500.00	2003	ARCHITECTURE AND ENGINEERING

ARCHITECTURE AND ENGINEERING CONTRACTS

Appendix A

PURCHASE ORDER #	VENDOR NAME	ETHNICITY	AWARD AMOUNT	FY	BUSINESS CATEGORY
24816	BARCZAK ASSOC INC	NONMINORITY MALE	\$300.00	2005	ARCHITECTURE AND ENGINEERING
3792	BOUDREAUX GROUP INC		\$408,174.43	2004	ARCHITECTURE AND ENGINEERING
14812	BOUDREAUX GROUP INC		\$96,511.16	2005	ARCHITECTURE AND ENGINEERING
27681	BOUDREAUX GROUP INC		\$25,087.54	2003	ARCHITECTURE AND ENGINEERING
5566	BOUDREAUX GROUP INC		\$46,954.40	2004	ARCHITECTURE AND ENGINEERING
30023	BOUDREAUX GROUP INC		\$11,028.00	2003	ARCHITECTURE AND ENGINEERING
32619	BOUDREAUX GROUP INC		\$271,549.00	2003	ARCHITECTURE AND ENGINEERING
37964	BUFORD GOFF & ASSOC INC		\$3,485.00	2003	ARCHITECTURE AND ENGINEERING
16053	CHAO & ASSOC INC	ASIAN AMERICAN	\$24,500.00	2005	ARCHITECTURE AND ENGINEERING
25707	CHAO & ASSOC INC	ASIAN AMERICAN	\$26,530.00	2005	ARCHITECTURE AND ENGINEERING
27666	CHAO & ASSOC INC	ASIAN AMERICAN	\$3,911.20	2003	ARCHITECTURE AND ENGINEERING
39901	CHAO & ASSOC INC	ASIAN AMERICAN	\$3,000.00	2003	ARCHITECTURE AND ENGINEERING
15629	CHAO & ASSOC INC	ASIAN AMERICAN	\$28,247.00	2005	ARCHITECTURE AND ENGINEERING
37306	CHAO & ASSOC INC	ASIAN AMERICAN	\$66,000.00	2003	ARCHITECTURE AND ENGINEERING
4737	CHAO & ASSOC INC	ASIAN AMERICAN	\$1,500.00	2004	ARCHITECTURE AND ENGINEERING
27668	CHAO & ASSOC INC	ASIAN AMERICAN	\$983,354.00	2003	ARCHITECTURE AND ENGINEERING
33086	CHAO & ASSOC INC	ASIAN AMERICAN	\$684.40	2003	ARCHITECTURE AND ENGINEERING
14738	CHAO & ASSOC INC	ASIAN AMERICAN	\$647,676.17	2004	ARCHITECTURE AND ENGINEERING
29484	CHAO & ASSOC INC	ASIAN AMERICAN	\$4,566.00	2003	ARCHITECTURE AND ENGINEERING
20589	CHAO & ASSOC INC	ASIAN AMERICAN	\$8,740.00	2005	ARCHITECTURE AND ENGINEERING
25	CIVIL ENGINEERING OF COLUMBIA INC		\$60,000.00	2003	ARCHITECTURE AND ENGINEERING
8233	ENVIRONMENTAL STUDIES & ENGINEERING G S 2 ENGINEERING & ENVIRONMENTAL CONSULTANTS INC		\$825.00	2004	ARCHITECTURE AND ENGINEERING
6665	G S 2 ENGINEERING & ENVIRONMENTAL CONSULTANTS INC	NONMINORITY MALE	\$3,570.00	2004	ARCHITECTURE AND ENGINEERING
40132	G S 2 ENGINEERING & ENVIRONMENTAL CONSULTANTS INC	NONMINORITY MALE	\$1,460.00	2003	ARCHITECTURE AND ENGINEERING
38394	G S 2 ENGINEERING & ENVIRONMENTAL CONSULTANTS INC	NONMINORITY MALE	\$2,390.00	2003	ARCHITECTURE AND ENGINEERING
38927	G S 2 ENGINEERING & ENVIRONMENTAL CONSULTANTS INC	NONMINORITY MALE	\$3,910.00	2003	ARCHITECTURE AND ENGINEERING
19857	GAGE GROUP INC		\$79,461.79	2005	ARCHITECTURE AND ENGINEERING
11095	GREGORY ELECTRIC CO INC		\$24,388.00	2004	ARCHITECTURE AND ENGINEERING
27667	GRIMBALL COTTERILL & ASSOC	NONMINORITY MALE	\$120,241.74	2005	ARCHITECTURE AND ENGINEERING
22592	GRIMBALL COTTERILL & ASSOC	NONMINORITY MALE	\$750.00	2005	ARCHITECTURE AND ENGINEERING
5830	GRIMBALL COTTERILL & ASSOC	NONMINORITY MALE	\$44,986.88	2004	ARCHITECTURE AND ENGINEERING
16961	GRIMBALL COTTERILL & ASSOC	NONMINORITY MALE	\$59,626.00	2005	ARCHITECTURE AND ENGINEERING

ARCHITECTURE AND ENGINEERING CONTRACTS

Appendix A

PURCHASE ORDER #	VENDOR NAME	ETHNICITY	AWARD AMOUNT	FY	BUSINESS CATEGORY
24	JORDAN JONES & GOULDING INC		\$46,763.41	2004	ARCHITECTURE AND ENGINEERING
16047	JORDAN JONES & GOULDING INC		\$116,523.71	2005	ARCHITECTURE AND ENGINEERING
20594	JORDAN JONES & GOULDING INC		\$1,508,500.00	2005	ARCHITECTURE AND ENGINEERING
14774	KENNETH SIMMONS ASSOC LLC	NONMINORITY MALE	\$228,720.00	2005	ARCHITECTURE AND ENGINEERING
24999	KENNETH SIMMONS ASSOC LLC	NONMINORITY MALE	\$40,200.00	2005	ARCHITECTURE AND ENGINEERING
23059	KENNETH SIMMONS ASSOC LLC	NONMINORITY MALE	\$6,210.00	2005	ARCHITECTURE AND ENGINEERING
24165	L T C ASSOC INC		\$2,500.00	2005	ARCHITECTURE AND ENGINEERING
14756	L T C ASSOC INC		\$125,866.00	2005	ARCHITECTURE AND ENGINEERING
21977	L T C ASSOC INC		\$2,000.00	2005	ARCHITECTURE AND ENGINEERING
22915	L T C ASSOC INC		\$35,000.00	2005	ARCHITECTURE AND ENGINEERING
6086	MACTEC ENGINEERING & CONSULTING INC		\$5,200.00	2004	ARCHITECTURE AND ENGINEERING
37645	MACTEC ENGINEERING & CONSULTING INC		\$3,800.00	2003	ARCHITECTURE AND ENGINEERING
11611	MACTEC ENGINEERING & CONSULTING INC		\$1,400.00	2004	ARCHITECTURE AND ENGINEERING
38217	MACTEC ENGINEERING & CONSULTING INC		\$8,700.00	2003	ARCHITECTURE AND ENGINEERING
1563	MACTEC ENGINEERING & CONSULTING INC		\$13,800.00	2004	ARCHITECTURE AND ENGINEERING
20588	MACTEC ENGINEERING & CONSULTING INC		\$6,150.00	2005	ARCHITECTURE AND ENGINEERING
37616	MACTEC ENGINEERING & CONSULTING INC		\$2,300.00	2003	ARCHITECTURE AND ENGINEERING
17136	MCCREARY SNOW ARCHITECTS PA	NONMINORITY WOMEN	\$59,230.00	2005	ARCHITECTURE AND ENGINEERING
18698	MCCREARY SNOW ARCHITECTS PA	NONMINORITY WOMEN	\$5,520.00	2005	ARCHITECTURE AND ENGINEERING
3532	MCCREARY SNOW ARCHITECTS PA	NONMINORITY WOMEN	\$5,579.00	2004	ARCHITECTURE AND ENGINEERING
25093	MCCREARY SNOW ARCHITECTS PA	NONMINORITY WOMEN	\$117,470.00	2005	ARCHITECTURE AND ENGINEERING
32423	MCCREARY SNOW ARCHITECTS PA	NONMINORITY WOMEN	\$4,347.36	2003	ARCHITECTURE AND ENGINEERING
30604	MCCREARY SNOW ARCHITECTS PA	NONMINORITY WOMEN	\$9,941.00	2003	ARCHITECTURE AND ENGINEERING
27675	MCCREARY SNOW ARCHITECTS PA	NONMINORITY WOMEN	\$31,459.00	2003	ARCHITECTURE AND ENGINEERING
13237	MECA		\$22,500.00	2004	ARCHITECTURE AND ENGINEERING
11833	PARSONS BRINCKERHOFF QUADE & DOUGLAS INC	NONMINORITY MALE	\$86,703.00	2004	ARCHITECTURE AND ENGINEERING
37708	PARSONS INFRASTRUCTURE & TECHNOLOGY GROUP INC		\$298,646.00	2003	ARCHITECTURE AND ENGINEERING
41234	PARSONS WATER & INFRASTRUCTURE INC		\$341,640.00	2005	ARCHITECTURE AND ENGINEERING
7127	POWER ENGINEERING CO INC	NONMINORITY MALE	\$156,750.00	2004	ARCHITECTURE AND ENGINEERING
13236	R D S DESIGN		\$38,000.00	2004	ARCHITECTURE AND ENGINEERING
35114	SITE DEVELOPMENT ENGINEERING		\$9,800.00	2003	ARCHITECTURE AND ENGINEERING
35115	SITE DEVELOPMENT ENGINEERING		\$7,550.00	2003	ARCHITECTURE AND ENGINEERING

ARCHITECTURE AND ENGINEERING CONTRACTS

Appendix A

PURCHASE ORDER #	VENDOR NAME	ETHNICITY	AWARD AMOUNT	FY	BUSINESS CATEGORY
7537	STEVENS & WILKINSON		\$697,084.79	2004	ARCHITECTURE AND ENGINEERING
24623	STEVENS & WILKINSON		\$98,900.00	2005	ARCHITECTURE AND ENGINEERING
40914	THOMPSON VENTULETT STAINBACK & ASSOC INC		\$596,100.00	2003	ARCHITECTURE AND ENGINEERING
27024	V & K DESIGN GROUP INC		\$11,150.00	2005	ARCHITECTURE AND ENGINEERING
30919	V & K DESIGN GROUP INC		\$9,000.00	2003	ARCHITECTURE AND ENGINEERING
10402	V & K DESIGN GROUP INC		\$27,920.00	2004	ARCHITECTURE AND ENGINEERING
3873	V & K DESIGN GROUP INC		\$6,709.00	2004	ARCHITECTURE AND ENGINEERING
27685	V & K DESIGN GROUP INC		\$8,362.50	2003	ARCHITECTURE AND ENGINEERING
10160	VISTA ENGINEERING LLC		\$8,041.25	2004	ARCHITECTURE AND ENGINEERING
12655	WATSON TATE SAVORY ARCHITECTS INC		\$4,425.00	2004	ARCHITECTURE AND ENGINEERING
21956	WILBUR SMITH ASSOC INC	NONMINORITY MALE	\$250,768.00	2005	ARCHITECTURE AND ENGINEERING
9811	WILBUR SMITH ASSOC INC	NONMINORITY MALE	\$7,000.00	2004	ARCHITECTURE AND ENGINEERING
16727	WILBUR SMITH ASSOC INC	NONMINORITY MALE	\$118,975.00	2005	ARCHITECTURE AND ENGINEERING
23794	WILBUR SMITH ASSOC INC	NONMINORITY MALE	\$1,750.00	2005	ARCHITECTURE AND ENGINEERING
19002	WILBUR SMITH ASSOC INC	NONMINORITY MALE	\$34,554.82	2005	ARCHITECTURE AND ENGINEERING
6550	WILBUR SMITH ASSOC INC	NONMINORITY MALE	\$374,022.39	2004	ARCHITECTURE AND ENGINEERING
30594	WILBUR SMITH ASSOC INC	NONMINORITY MALE	\$354.50	2003	ARCHITECTURE AND ENGINEERING
2131	WILBUR SMITH ASSOC INC	NONMINORITY MALE	\$8,750.00	2004	ARCHITECTURE AND ENGINEERING
14747	WILBUR SMITH ASSOC INC	NONMINORITY MALE	\$49,752.00	2005	ARCHITECTURE AND ENGINEERING
8904	WILBUR SMITH ASSOC INC	NONMINORITY MALE	\$97,351.54	2004	ARCHITECTURE AND ENGINEERING
30769	WILBUR SMITH ASSOC INC	NONMINORITY MALE	\$126,651.60	2003	ARCHITECTURE AND ENGINEERING
21955	WILBUR SMITH ASSOC INC	NONMINORITY MALE	\$110,464.00	2005	ARCHITECTURE AND ENGINEERING
14748	WILBUR SMITH ASSOC INC	NONMINORITY MALE	\$19,588.40	2005	ARCHITECTURE AND ENGINEERING
28008	WILBUR SMITH ASSOC INC	NONMINORITY MALE	\$640,621.98	2003	ARCHITECTURE AND ENGINEERING
14691	WILBUR SMITH ASSOC INC	NONMINORITY MALE	\$57,214.60	2005	ARCHITECTURE AND ENGINEERING
32056	WILBUR SMITH ASSOC INC	NONMINORITY MALE	\$76,168.40	2003	ARCHITECTURE AND ENGINEERING
6569	WILLIAMS RUSSELL & JOHNSON INC	AFRICAN AMERICAN	\$69,604.35	2004	ARCHITECTURE AND ENGINEERING
7126	WILLIAMS RUSSELL & JOHNSON INC	AFRICAN AMERICAN	\$103,296.00	2004	ARCHITECTURE AND ENGINEERING
27669	WILLIAMS RUSSELL & JOHNSON INC	AFRICAN AMERICAN	\$35,025.00	2003	ARCHITECTURE AND ENGINEERING
4588	WOOLPERT INC		\$46,476.83	2004	ARCHITECTURE AND ENGINEERING
5691	WOOLPERT INC		\$4,113.90	2004	ARCHITECTURE AND ENGINEERING
15625	WOOLPERT INC		\$125,944.00	2005	ARCHITECTURE AND ENGINEERING

ARCHITECTURE AND ENGINEERING CONTRACTS

Appendix A

PURCHASE ORDER #	VENDOR NAME	ETHNICITY	AWARD AMOUNT	FY	BUSINESS CATEGORY
21526	WOOLPERT INC		\$353,394.99	2005	ARCHITECTURE AND ENGINEERING
3	WOOLPERT INC		\$399,820.00	2004	ARCHITECTURE AND ENGINEERING
7125	WOOLPERT INC		\$67,600.00	2004	ARCHITECTURE AND ENGINEERING

PROFESSIONAL SERVICES CONTRACTS

PURCHASE ORDER #	VENDOR NAME	ETHNICITY	AWARD AMOUNT	FY	BUSINESS CATEGORY
35992	A 3 COMMUNICATIONS		\$467.25	2003	PROFESSIONAL SERVICES
10820	A D T SECURITY SYSTEMS		\$79.13	2004	PROFESSIONAL SERVICES
30017	A D T SECURITY SYSTEMS		\$1,237.63	2003	PROFESSIONAL SERVICES
25923	A D T SECURITY SYSTEMS		\$286.00	2005	PROFESSIONAL SERVICES
16192	A D T SECURITY SYSTEMS		\$500.00	2005	PROFESSIONAL SERVICES
12440	A D T SECURITY SYSTEMS		\$83.09	2004	PROFESSIONAL SERVICES
5914	A D T SECURITY SYSTEMS		\$567.00	2004	PROFESSIONAL SERVICES
25992	A D T SECURITY SYSTEMS		\$3,100.00	2005	PROFESSIONAL SERVICES
3789	A D T SECURITY SYSTEMS		\$3,567.00	2004	PROFESSIONAL SERVICES
12680	A D T SECURITY SYSTEMS		\$79.13	2004	PROFESSIONAL SERVICES
16841	A D T SECURITY SYSTEMS		\$333.91	2005	PROFESSIONAL SERVICES
16964	A D T SECURITY SYSTEMS		\$6,942.00	2005	PROFESSIONAL SERVICES
33021	A D T SECURITY SYSTEMS		\$79.13	2003	PROFESSIONAL SERVICES
3780	A D T SECURITY SYSTEMS		\$1,567.00	2004	PROFESSIONAL SERVICES
27438	A D T SECURITY SYSTEMS		\$669.01	2005	PROFESSIONAL SERVICES
31440	A D T SECURITY SYSTEMS		\$75.00	2003	PROFESSIONAL SERVICES
6469	A D T SECURITY SYSTEMS		\$499.00	2004	PROFESSIONAL SERVICES
26379	A D T SECURITY SYSTEMS		\$26.50	2005	PROFESSIONAL SERVICES
30298	A D T SECURITY SYSTEMS		\$130.51	2003	PROFESSIONAL SERVICES
10819	A D T SECURITY SYSTEMS		\$79.13	2004	PROFESSIONAL SERVICES
8546	A D T SECURITY SYSTEMS		\$1,388.00	2004	PROFESSIONAL SERVICES
6012	A D T SECURITY SYSTEMS		\$56.00	2004	PROFESSIONAL SERVICES
18109	A D T SECURITY SYSTEMS		\$27.83	2005	PROFESSIONAL SERVICES
17981	A D T SECURITY SYSTEMS		\$441.71	2005	PROFESSIONAL SERVICES
1794	A D T SECURITY SYSTEMS		\$316.52	2004	PROFESSIONAL SERVICES
879	A D T SECURITY SYSTEMS		\$6,801.84	2004	PROFESSIONAL SERVICES
25565	A D T SECURITY SYSTEMS		\$3,108.40	2005	PROFESSIONAL SERVICES
36957	A D T SECURITY SYSTEMS		\$5,603.05	2003	PROFESSIONAL SERVICES
41557	A D T SECURITY SYSTEMS		\$125.50	2005	PROFESSIONAL SERVICES
9058	A D T SECURITY SYSTEMS		\$75.00	2004	PROFESSIONAL SERVICES
41575	A D T SECURITY SYSTEMS		\$245.50	2005	PROFESSIONAL SERVICES
24523	A D T SECURITY SYSTEMS		\$26.50	2005	PROFESSIONAL SERVICES

PROFESSIONAL SERVICES CONTRACTS

PURCHASE ORDER #	VENDOR NAME	ETHNICITY	AWARD AMOUNT	FY	BUSINESS CATEGORY
13111	A R MARTIN CO INC		\$4,690.00	2004	PROFESSIONAL SERVICES
39831	ABSOLUTE TITLE LLC		\$170.00	2003	PROFESSIONAL SERVICES
5714	ABSOLUTE TITLE LLC		\$152.25	2004	PROFESSIONAL SERVICES
10735	ABSOLUTE TITLE LLC		\$161.75	2004	PROFESSIONAL SERVICES
37909	ABSOLUTE TITLE LLC		\$152.25	2003	PROFESSIONAL SERVICES
3695	ABSOLUTE TITLE LLC		\$489.00	2004	PROFESSIONAL SERVICES
37910	ABSOLUTE TITLE LLC		\$165.75	2003	PROFESSIONAL SERVICES
4801	ABSOLUTE TITLE LLC		\$313.50	2004	PROFESSIONAL SERVICES
37908	ABSOLUTE TITLE LLC		\$160.00	2003	PROFESSIONAL SERVICES
37911	ABSOLUTE TITLE LLC		\$152.75	2003	PROFESSIONAL SERVICES
5853	ABSOLUTE TITLE LLC		\$161.00	2004	PROFESSIONAL SERVICES
11377	ABSOLUTE TITLE LLC		\$176.50	2004	PROFESSIONAL SERVICES
39841	ABSOLUTE TITLE LLC		\$161.25	2003	PROFESSIONAL SERVICES
37687	ABSOLUTE TITLE LLC		\$156.50	2003	PROFESSIONAL SERVICES
5940	ABSOLUTE TITLE LLC		\$158.75	2004	PROFESSIONAL SERVICES
4802	ABSOLUTE TITLE LLC		\$155.75	2004	PROFESSIONAL SERVICES
4804	ABSOLUTE TITLE LLC		\$182.50	2004	PROFESSIONAL SERVICES
2565	ABSOLUTE TITLE LLC		\$323.00	2004	PROFESSIONAL SERVICES
37661	ABSOLUTE TITLE LLC		\$156.00	2003	PROFESSIONAL SERVICES
40124	ABSOLUTE TITLE LLC		\$152.75	2003	PROFESSIONAL SERVICES
39799	ABSOLUTE TITLE LLC		\$160.00	2003	PROFESSIONAL SERVICES
38948	ABSOLUTE TITLE LLC		\$154.50	2003	PROFESSIONAL SERVICES
38350	ABSOLUTE TITLE LLC		\$151.00	2003	PROFESSIONAL SERVICES
38397	ABSOLUTE TITLE LLC		\$163.75	2003	PROFESSIONAL SERVICES
38398	ABSOLUTE TITLE LLC		\$158.25	2003	PROFESSIONAL SERVICES
38349	ABSOLUTE TITLE LLC		\$152.25	2003	PROFESSIONAL SERVICES
36807	ABSOLUTE TITLE LLC		\$177.75	2003	PROFESSIONAL SERVICES
38419	ABSOLUTE TITLE LLC		\$156.50	2003	PROFESSIONAL SERVICES
11243	ABSOLUTE TITLE LLC		\$154.25	2004	PROFESSIONAL SERVICES
38348	ABSOLUTE TITLE LLC		\$161.00	2003	PROFESSIONAL SERVICES
5706	ABSOLUTE TITLE LLC		\$308.00	2004	PROFESSIONAL SERVICES
40135	ABSOLUTE TITLE LLC		\$175.75	2003	PROFESSIONAL SERVICES

PROFESSIONAL SERVICES CONTRACTS

PURCHASE ORDER #	VENDOR NAME	ETHNICITY	AWARD AMOUNT	FY	BUSINESS CATEGORY
37948	ABSOLUTE TITLE LLC		\$161.75	2003	PROFESSIONAL SERVICES
5681	ABSOLUTE TITLE LLC		\$614.75	2004	PROFESSIONAL SERVICES
38954	ABSOLUTE TITLE LLC		\$164.00	2003	PROFESSIONAL SERVICES
38955	ABSOLUTE TITLE LLC		\$157.50	2003	PROFESSIONAL SERVICES
38986	ABSOLUTE TITLE LLC		\$159.50	2003	PROFESSIONAL SERVICES
39093	ABSOLUTE TITLE LLC		\$152.25	2003	PROFESSIONAL SERVICES
4550	ABSOLUTE TITLE LLC		\$469.75	2004	PROFESSIONAL SERVICES
5218	ABSOLUTE TITLE LLC		\$155.25	2004	PROFESSIONAL SERVICES
37949	ABSOLUTE TITLE LLC		\$169.75	2003	PROFESSIONAL SERVICES
10997	ABSOLUTE TITLE LLC		\$316.50	2004	PROFESSIONAL SERVICES
38347	ABSOLUTE TITLE LLC		\$174.00	2003	PROFESSIONAL SERVICES
19559	ABSOLUTE TITLE LLC		\$159.50	2005	PROFESSIONAL SERVICES
19397	ABSOLUTE TITLE LLC		\$156.50	2005	PROFESSIONAL SERVICES
12512	ABSOLUTE TITLE LLC		\$502.25	2004	PROFESSIONAL SERVICES
632	ABSOLUTE TITLE LLC		\$623.25	2004	PROFESSIONAL SERVICES
7659	ABSOLUTE TITLE LLC		\$162.25	2004	PROFESSIONAL SERVICES
6994	ABSOLUTE TITLE LLC		\$161.25	2004	PROFESSIONAL SERVICES
7400	ABSOLUTE TITLE LLC		\$320.00	2004	PROFESSIONAL SERVICES
10732	ABSOLUTE TITLE LLC		\$315.75	2004	PROFESSIONAL SERVICES
40161	ABSOLUTE TITLE LLC		\$157.00	2003	PROFESSIONAL SERVICES
8412	ABSOLUTE TITLE LLC		\$161.50	2004	PROFESSIONAL SERVICES
40334	ABSOLUTE TITLE LLC		\$163.25	2003	PROFESSIONAL SERVICES
2265	ABSOLUTE TITLE LLC		\$161.50	2004	PROFESSIONAL SERVICES
10103	ACCESS ANALYTICAL INC		\$357.00	2004	PROFESSIONAL SERVICES
12765	ACCESS ANALYTICAL INC		\$444.40	2004	PROFESSIONAL SERVICES
15949	ACCESS ANALYTICAL INC		\$7,456.00	2005	PROFESSIONAL SERVICES
21571	ACCESS ANALYTICAL INC		\$204.00	2005	PROFESSIONAL SERVICES
12986	ACCESS ANALYTICAL INC		\$200.00	2004	PROFESSIONAL SERVICES
2222	ACCESS ANALYTICAL INC		\$6,226.50	2004	PROFESSIONAL SERVICES
10087	ACCESS ANALYTICAL INC		\$210.00	2004	PROFESSIONAL SERVICES
23077	ACCESS ANALYTICAL INC		\$499.00	2005	PROFESSIONAL SERVICES
31118	ADAMS & ASSOC INTERNATIONAL	NONMINORITY MALE	\$193,564.00	2003	PROFESSIONAL SERVICES

PROFESSIONAL SERVICES CONTRACTS

PURCHASE ORDER #	VENDOR NAME	ETHNICITY	AWARD AMOUNT	FY	BUSINESS CATEGORY
4599	ADAMS APPRAISAL ASSOC INC		\$25.00	2004	PROFESSIONAL SERVICES
4902	ADDITIONS PLUS		\$139.00	2004	PROFESSIONAL SERVICES
41564	AEROSERVICES LLC		\$8,275.00	2005	PROFESSIONAL SERVICES
26843	AEROSERVICES LLC		\$11,725.00	2005	PROFESSIONAL SERVICES
14591	ALPHA INTEGRATED SYSTEMS INC		\$250.00	2004	PROFESSIONAL SERVICES
32069	ALT LEE INC	NONMINORITY MALE	\$68.25	2003	PROFESSIONAL SERVICES
30438	ALT LEE INC	NONMINORITY MALE	\$10.50	2003	PROFESSIONAL SERVICES
18249	AMERICAN TIME DATA INC	NONMINORITY MALE	\$108.63	2005	PROFESSIONAL SERVICES
6383	AMERICAN TIME DATA INC	NONMINORITY MALE	\$1,013.25	2004	PROFESSIONAL SERVICES
18257	AMERICAN TIME DATA INC	NONMINORITY MALE	\$626.00	2005	PROFESSIONAL SERVICES
5208	AMERICAN TIME DATA INC	NONMINORITY MALE	\$447.30	2004	PROFESSIONAL SERVICES
30950	AMERICAS BEST SECURITY DBA BOSU MANAGEMENT INC		\$1,786.80	2003	PROFESSIONAL SERVICES
30692	AMERICAS BEST SECURITY DBA BOSU MANAGEMENT INC		\$1,786.80	2003	PROFESSIONAL SERVICES
31895	AMERICAS BEST SECURITY DBA BOSU MANAGEMENT INC		\$2,680.20	2003	PROFESSIONAL SERVICES
33187	AMERICAS BEST SECURITY DBA BOSU MANAGEMENT INC		\$1,480.50	2003	PROFESSIONAL SERVICES
33186	AMERICAS BEST SECURITY DBA BOSU MANAGEMENT INC		\$2,613.20	2003	PROFESSIONAL SERVICES
17105	APPRAISAL SERVICES INC	NONMINORITY MALE	\$73.00	2005	PROFESSIONAL SERVICES
26673	APPRAISAL SERVICES INC	NONMINORITY MALE	\$74.00	2005	PROFESSIONAL SERVICES
26982	APPRAISAL SERVICES INC	NONMINORITY MALE	\$74.00	2005	PROFESSIONAL SERVICES
13202	APPRAISAL SERVICES INC	NONMINORITY MALE	\$65.00	2004	PROFESSIONAL SERVICES
17606	APPRAISAL SERVICES INC	NONMINORITY MALE	\$69.00	2005	PROFESSIONAL SERVICES
3967	ARCH COMMUNICATIONS		\$1,984.42	2004	PROFESSIONAL SERVICES
7073	ARCH COMMUNICATIONS		\$3,996.00	2004	PROFESSIONAL SERVICES
12454	ARCH COMMUNICATIONS		\$993.29	2004	PROFESSIONAL SERVICES
12398	ARCH COMMUNICATIONS		\$2,155.69	2004	PROFESSIONAL SERVICES
31226	ARCH COMMUNICATIONS		\$2,294.22	2003	PROFESSIONAL SERVICES
19204	ARCH COMMUNICATIONS		\$1,716.20	2005	PROFESSIONAL SERVICES
33012	ARCH COMMUNICATIONS		\$2,495.01	2003	PROFESSIONAL SERVICES
34157	ARCH COMMUNICATIONS		\$2,306.23	2003	PROFESSIONAL SERVICES
1433	ARCH COMMUNICATIONS		\$1,975.00	2004	PROFESSIONAL SERVICES
30329	ARCH COMMUNICATIONS		\$2,314.72	2003	PROFESSIONAL SERVICES
4475	ARCH COMMUNICATIONS		\$1,797.69	2004	PROFESSIONAL SERVICES

PROFESSIONAL SERVICES CONTRACTS

PURCHASE ORDER #	VENDOR NAME	ETHNICITY	AWARD AMOUNT	FY	BUSINESS CATEGORY
37087	ARCH COMMUNICATIONS		\$2,244.07	2003	PROFESSIONAL SERVICES
8927	ARCH COMMUNICATIONS		\$1,765.43	2004	PROFESSIONAL SERVICES
24620	ARCH COMMUNICATIONS		\$1,740.88	2005	PROFESSIONAL SERVICES
11300	ARCH COMMUNICATIONS		\$1,708.39	2004	PROFESSIONAL SERVICES
7836	ARCH COMMUNICATIONS		\$1,641.73	2004	PROFESSIONAL SERVICES
29418	ARCH COMMUNICATIONS		\$2,218.23	2003	PROFESSIONAL SERVICES
20088	ARCH COMMUNICATIONS		\$1,445.30	2005	PROFESSIONAL SERVICES
25705	ARCH COMMUNICATIONS		\$1,935.89	2005	PROFESSIONAL SERVICES
34888	ARCH COMMUNICATIONS		\$2,139.74	2003	PROFESSIONAL SERVICES
22151	ARCH COMMUNICATIONS		\$1,677.00	2005	PROFESSIONAL SERVICES
26855	ARCH COMMUNICATIONS		\$1,760.60	2005	PROFESSIONAL SERVICES
39922	ARCH COMMUNICATIONS		\$2,185.84	2003	PROFESSIONAL SERVICES
39892	ARCH COMMUNICATIONS		\$2,262.12	2003	PROFESSIONAL SERVICES
35799	ARCH COMMUNICATIONS		\$2,123.01	2003	PROFESSIONAL SERVICES
38257	ARCH COMMUNICATIONS		\$2,114.27	2003	PROFESSIONAL SERVICES
14977	ARCH COMMUNICATIONS		\$1,970.45	2005	PROFESSIONAL SERVICES
18379	ARCH COMMUNICATIONS		\$1,946.73	2005	PROFESSIONAL SERVICES
9933	ARCH COMMUNICATIONS		\$1,907.46	2004	PROFESSIONAL SERVICES
1528	ARCH COMMUNICATIONS		\$2,086.50	2004	PROFESSIONAL SERVICES
13551	ARCH COMMUNICATIONS		\$1,718.43	2004	PROFESSIONAL SERVICES
31268	ARCH COMMUNICATIONS		\$2,166.91	2003	PROFESSIONAL SERVICES
21374	ARCH COMMUNICATIONS		\$1,800.16	2005	PROFESSIONAL SERVICES
16625	ARCH COMMUNICATIONS		\$1,210.95	2005	PROFESSIONAL SERVICES
6763	ARCH COMMUNICATIONS		\$1,719.15	2004	PROFESSIONAL SERVICES
5699	ARCH COMMUNICATIONS		\$1,504.25	2004	PROFESSIONAL SERVICES
23532	ARCH COMMUNICATIONS		\$1,686.42	2005	PROFESSIONAL SERVICES
29876	ASHLAND STUDIOS INC		\$45.00	2003	PROFESSIONAL SERVICES
22356	ASSESSMENT RESOURCES		\$90.00	2005	PROFESSIONAL SERVICES
12135	AUDIO COMMUNICATION SYSTEMS INC		\$660.00	2004	PROFESSIONAL SERVICES
11781	AUDIO COMMUNICATION SYSTEMS INC		\$1,980.00	2004	PROFESSIONAL SERVICES
4118	AUDIO COMMUNICATION SYSTEMS INC		\$660.00	2004	PROFESSIONAL SERVICES
41484	AZURDEE KENNEDY		\$240.00	2005	PROFESSIONAL SERVICES

PROFESSIONAL SERVICES CONTRACTS

Appendix A

PURCHASE ORDER #	VENDOR NAME	ETHNICITY	AWARD AMOUNT	FY	BUSINESS CATEGORY
17239	B L FAMILY PRACTICE PA		\$80.75	2005	PROFESSIONAL SERVICES
14990	BAGBY, CARLTON		\$15,000.00	2005	PROFESSIONAL SERVICES
9208	BAGBY, CARLTON		\$9,000.00	2004	PROFESSIONAL SERVICES
60	BAGBY, CARLTON		\$15,600.00	2004	PROFESSIONAL SERVICES
36293	BAGBY, CARLTON		\$7,200.00	2003	PROFESSIONAL SERVICES
29205	BAGBY, CARLTON		\$9,700.00	2003	PROFESSIONAL SERVICES
21585	BALLARD SPAHR ANDREWS & INGERSOLL LLP		\$2,554.10	2005	PROFESSIONAL SERVICES
19901	BARBARA T MCCALL ASSOC INC		\$4,810.67	2005	PROFESSIONAL SERVICES
17647	BARBARA T MCCALL ASSOC INC		\$162.52	2005	PROFESSIONAL SERVICES
16563	BARBARA T MCCALL ASSOC INC		\$3,801.00	2005	PROFESSIONAL SERVICES
29357	BARBARA T MCCALL ASSOC INC		\$47,023.76	2003	PROFESSIONAL SERVICES
15370	BARBARA T MCCALL ASSOC INC		\$305.50	2005	PROFESSIONAL SERVICES
1056	BARBARA T MCCALL ASSOC INC		\$50,295.00	2004	PROFESSIONAL SERVICES
36531	BARBARA T MCCALL ASSOC INC		\$213.22	2003	PROFESSIONAL SERVICES
16562	BARBARA T MCCALL ASSOC INC		\$394.68	2005	PROFESSIONAL SERVICES
19323	BARBARA T MCCALL ASSOC INC		\$45,197.00	2005	PROFESSIONAL SERVICES
17172	BARBARA T MCCALL ASSOC INC		\$3,801.00	2005	PROFESSIONAL SERVICES
20448	BARNETT, WILBERT		\$400.00	2005	PROFESSIONAL SERVICES
16721	BARNETT, WILBERT		\$3,375.00	2005	PROFESSIONAL SERVICES
13337	BARNETT, WILBERT		\$6,750.00	2004	PROFESSIONAL SERVICES
3720	BARRY B GEORGE ATTORNEY		\$97.00	2004	PROFESSIONAL SERVICES
11492	BARRY B GEORGE ATTORNEY		\$100.50	2004	PROFESSIONAL SERVICES
27223	BARRY B GEORGE ATTORNEY		\$107.00	2005	PROFESSIONAL SERVICES
30188	BELL MD, GARY	AFRICAN AMERICAN	\$41.50	2003	PROFESSIONAL SERVICES
22707	BELLSOUTH PRO GROUP ATLANTA		\$3,461.08	2005	PROFESSIONAL SERVICES
21147	BENJAMIN LAW FIRM	AFRICAN AMERICAN	\$30,000.00	2005	PROFESSIONAL SERVICES
18825	BENTLEY SYSTEMS INC		\$8,111.00	2005	PROFESSIONAL SERVICES
35353	BLACK PAGES USA THOMAS MCCANTS MEDIA INC	AFRICAN AMERICAN	\$2,504.66	2003	PROFESSIONAL SERVICES
21531	BLACK PAGES USA THOMAS MCCANTS MEDIA INC	AFRICAN AMERICAN	\$4,500.00	2005	PROFESSIONAL SERVICES
7546	BLACK PAGES USA THOMAS MCCANTS MEDIA INC	AFRICAN AMERICAN	\$4,502.47	2004	PROFESSIONAL SERVICES
7641	BLUE GRANITE TITLE LLC	NONMINORITY MALE	\$329.50	2004	PROFESSIONAL SERVICES
3946	BLUE GRANITE TITLE LLC	NONMINORITY MALE	\$160.50	2004	PROFESSIONAL SERVICES

PROFESSIONAL SERVICES CONTRACTS

PURCHASE ORDER #	VENDOR NAME	ETHNICITY	AWARD AMOUNT	FY	BUSINESS CATEGORY
3917	BLUE GRANITE TITLE LLC	NONMINORITY MALE	\$488.00	2004	PROFESSIONAL SERVICES
4549	BLUE GRANITE TITLE LLC	NONMINORITY MALE	\$159.00	2004	PROFESSIONAL SERVICES
38469	BONNIVILLE MANAGEMENT GROUP FAST SIGNS		\$1,260.00	2003	PROFESSIONAL SERVICES
36953	BOWMAN ARCHITECTURAL CONSULTANT	AFRICAN AMERICAN	\$15,000.00	2003	PROFESSIONAL SERVICES
18953	BRIAN DRESSLER PHOTOGRAPHY INC		\$195.00	2005	PROFESSIONAL SERVICES
39968	BROWN, DEMETRI LAMONT		\$2,000.00	2003	PROFESSIONAL SERVICES
548	BROWN, DEMETRI LAMONT		\$2,000.00	2004	PROFESSIONAL SERVICES
3345	BROWN, FRANCHOT A ESQ	AFRICAN AMERICAN	\$107.50	2004	PROFESSIONAL SERVICES
41587	BULLOCK APPRAISAL LLC		\$400.00	2005	PROFESSIONAL SERVICES
41566	BURG, H R		\$260,000.00	2005	PROFESSIONAL SERVICES
21219	BURKETT SYSTEM INC		\$212.50	2005	PROFESSIONAL SERVICES
11468	BURTS, RICHARD M		\$9,027.80	2004	PROFESSIONAL SERVICES
25613	C B G INC		\$11,632.50	2005	PROFESSIONAL SERVICES
5147	C C BOZARD CONSULTING	NONMINORITY WOMEN	\$1,000.00	2004	PROFESSIONAL SERVICES
4879	C C BOZARD CONSULTING	NONMINORITY WOMEN	\$843.75	2004	PROFESSIONAL SERVICES
6925	C C BOZARD CONSULTING	NONMINORITY WOMEN	\$937.50	2004	PROFESSIONAL SERVICES
10614	C C BOZARD CONSULTING	NONMINORITY WOMEN	\$300.00	2004	PROFESSIONAL SERVICES
6205	C C BOZARD CONSULTING	NONMINORITY WOMEN	\$625.00	2004	PROFESSIONAL SERVICES
9175	C C BOZARD CONSULTING	NONMINORITY WOMEN	\$525.00	2004	PROFESSIONAL SERVICES
12142	C C BOZARD CONSULTING	NONMINORITY WOMEN	\$825.00	2004	PROFESSIONAL SERVICES
14263	C C BOZARD CONSULTING	NONMINORITY WOMEN	\$543.75	2004	PROFESSIONAL SERVICES
6238	C C BOZARD CONSULTING	NONMINORITY WOMEN	\$375.00	2004	PROFESSIONAL SERVICES
2058	C C BOZARD CONSULTING	NONMINORITY WOMEN	\$1,500.00	2004	PROFESSIONAL SERVICES
4169	C N S G LLC		\$16,352.52	2004	PROFESSIONAL SERVICES
41439	CALLISON TIGHE & ROBINSON LLP	NONMINORITY MALE	\$5,187.55	2005	PROFESSIONAL SERVICES
41541	CALLISON TIGHE & ROBINSON LLP	NONMINORITY MALE	\$2,055.46	2005	PROFESSIONAL SERVICES
5278	CALVERT, STACEY		\$3,500.00	2004	PROFESSIONAL SERVICES
35207	CANNON HOLDINGS LLC		\$28,562.50	2003	PROFESSIONAL SERVICES
17425	CANOEING FOR KIDS		\$500.00	2005	PROFESSIONAL SERVICES
25839	CAROLINA COPYRIGHT INC		\$55.85	2005	PROFESSIONAL SERVICES
21226	CAROLINA COPYRIGHT INC		\$181.65	2005	PROFESSIONAL SERVICES
22951	CAROLINA COPYRIGHT INC		\$51.93	2005	PROFESSIONAL SERVICES

PROFESSIONAL SERVICES CONTRACTS

PURCHASE ORDER #	VENDOR NAME	ETHNICITY	AWARD AMOUNT	FY	BUSINESS CATEGORY
15606	CAROLINA COPYRIGHT INC		\$80.10	2005	PROFESSIONAL SERVICES
11943	CAROLINA COPYRIGHT INC		\$107.40	2004	PROFESSIONAL SERVICES
32512	CAROLINA COPYRIGHT INC		\$29.08	2003	PROFESSIONAL SERVICES
30168	CAROLINA COPYRIGHT INC		\$40.46	2003	PROFESSIONAL SERVICES
31619	CAROLINA CUSTOM PHOTOGRAPHICS INC		\$162.75	2003	PROFESSIONAL SERVICES
36069	CAROLINA CUSTOM PHOTOGRAPHICS INC		\$162.75	2003	PROFESSIONAL SERVICES
10074	CAROLINA FIRST TECHNOLOGY SERVICES		\$102.00	2004	PROFESSIONAL SERVICES
34409	CAROLINA PAIN SPECIALISTS LLC		\$35.63	2003	PROFESSIONAL SERVICES
39638	CAROLINA PROCUREMENT INSTITUTE INC	AFRICAN AMERICAN	\$10,841.00	2003	PROFESSIONAL SERVICES
2074	CAROLINA PROCUREMENT INSTITUTE INC	AFRICAN AMERICAN	\$10.00	2004	PROFESSIONAL SERVICES
35239	CARTER COMMERCIAL APPRAISAL GROUP INC		\$4,000.00	2003	PROFESSIONAL SERVICES
40271	CARTER PAYNE & ASSOC		\$175.00	2003	PROFESSIONAL SERVICES
16078	CENTURY ENTERPRISES INC DBA SARAHS		\$520.21	2005	PROFESSIONAL SERVICES
22320	CERTIFIED PEDORTHIC ORTHOTICS	NONMINORITY MALE	\$163.80	2005	PROFESSIONAL SERVICES
27357	CERTIFIED PEDORTHIC ORTHOTICS	NONMINORITY MALE	\$1,197.80	2005	PROFESSIONAL SERVICES
10962	CHAPMAN ATTORNEY AT LAW, DEBRA Y		\$2,000.00	2004	PROFESSIONAL SERVICES
5610	CHARLES R SLOAN		\$1,666.00	2004	PROFESSIONAL SERVICES
15150	CHARLES R SLOAN		\$9,999.96	2005	PROFESSIONAL SERVICES
2711	CHARLES R SLOAN		\$833.33	2004	PROFESSIONAL SERVICES
7012	CHARLES R SLOAN		\$5,833.31	2004	PROFESSIONAL SERVICES
1698	CHARLES R SLOAN		\$833.33	2004	PROFESSIONAL SERVICES
3739	CHARLES R SLOAN		\$833.33	2004	PROFESSIONAL SERVICES
26618	CHAVIS, QUENTIN P		\$200.00	2005	PROFESSIONAL SERVICES
26901	CHAVIS, QUENTIN P		\$200.00	2005	PROFESSIONAL SERVICES
32985	CHERNOFF NEWMAN SILVER GREGORY		\$11,352.70	2003	PROFESSIONAL SERVICES
4538	CHERNOFF NEWMAN SILVER GREGORY		\$13,010.02	2004	PROFESSIONAL SERVICES
14753	CHINN PLANNING INC	ASIAN AMERICAN	\$20,000.00	2005	PROFESSIONAL SERVICES
6596	CHRISTOPHER J MILLS & DEBRA JOHNSTON LLC		\$750.00	2004	PROFESSIONAL SERVICES
25813	CINAMON CLIFORD B		\$100.00	2005	PROFESSIONAL SERVICES
17571	CLEAN AIRE INC		\$475.00	2005	PROFESSIONAL SERVICES
21358	CLIFFORD SCOTT ATTORNEY AT LAW	AFRICAN AMERICAN	\$1,911.00	2005	PROFESSIONAL SERVICES
1110	CLIFFORD SCOTT ATTORNEY AT LAW	AFRICAN AMERICAN	\$80.25	2004	PROFESSIONAL SERVICES

PROFESSIONAL SERVICES CONTRACTS

PURCHASE ORDER #	VENDOR NAME	ETHNICITY	AWARD AMOUNT	FY	BUSINESS CATEGORY
20987	CLIFFORD SCOTT ATTORNEY AT LAW	AFRICAN AMERICAN	\$173.36	2005	PROFESSIONAL SERVICES
1279	CLIFFORD SCOTT ATTORNEY AT LAW	AFRICAN AMERICAN	\$441.00	2004	PROFESSIONAL SERVICES
2709	CLIFFORD SCOTT ATTORNEY AT LAW	AFRICAN AMERICAN	\$893.20	2004	PROFESSIONAL SERVICES
12236	CLIFFORD SCOTT ATTORNEY AT LAW	AFRICAN AMERICAN	\$1,223.90	2004	PROFESSIONAL SERVICES
9204	CLIFFORD SCOTT ATTORNEY AT LAW	AFRICAN AMERICAN	\$1,929.20	2004	PROFESSIONAL SERVICES
11928	COLITE INTERNATIONAL LTD		\$36,000.00	2004	PROFESSIONAL SERVICES
12128	COLLIERS KEENAN INC	NONMINORITY MALE	\$5,000.00	2004	PROFESSIONAL SERVICES
30956	COLUMBIA ANALYTICAL LABORATORIES INC		\$10,640.00	2003	PROFESSIONAL SERVICES
32310	COLUMBIA ANALYTICAL LABORATORIES INC		\$50.00	2003	PROFESSIONAL SERVICES
33882	COLUMBIA ANALYTICAL LABORATORIES INC		\$42.50	2003	PROFESSIONAL SERVICES
36711	COLUMBIA ANALYTICAL LABORATORIES INC		\$325.50	2003	PROFESSIONAL SERVICES
31511	COLUMBIA ANALYTICAL LABORATORIES INC		\$1,440.00	2003	PROFESSIONAL SERVICES
32365	COLUMBIA ANALYTICAL LABORATORIES INC		\$500.00	2003	PROFESSIONAL SERVICES
32364	COLUMBIA ANALYTICAL LABORATORIES INC		\$77.50	2003	PROFESSIONAL SERVICES
31509	COLUMBIA ANALYTICAL LABORATORIES INC		\$63,450.00	2003	PROFESSIONAL SERVICES
12461	COLUMBIA ANALYTICAL LABORATORIES INC		\$2,708.66	2004	PROFESSIONAL SERVICES
10034	COLUMBIA ANGEL PARTNERS LLC		\$1,000.00	2004	PROFESSIONAL SERVICES
26975	COLUMBIA LABORATORY SERVICES INC		\$1,006.99	2005	PROFESSIONAL SERVICES
24432	COLUMBIA LABORATORY SERVICES INC		\$1,447.00	2005	PROFESSIONAL SERVICES
10594	COLUMBIA LABORATORY SERVICES INC		\$475.60	2004	PROFESSIONAL SERVICES
24446	COLUMBIA LABORATORY SERVICES INC		\$1,926.00	2005	PROFESSIONAL SERVICES
7751	COLUMBIA LABORATORY SERVICES INC		\$377.00	2004	PROFESSIONAL SERVICES
7748	COLUMBIA LABORATORY SERVICES INC		\$319.00	2004	PROFESSIONAL SERVICES
19659	COLUMBIA LABORATORY SERVICES INC		\$1,106.00	2005	PROFESSIONAL SERVICES
19658	COLUMBIA LABORATORY SERVICES INC		\$435.00	2005	PROFESSIONAL SERVICES
19657	COLUMBIA LABORATORY SERVICES INC		\$869.00	2005	PROFESSIONAL SERVICES
7752	COLUMBIA LABORATORY SERVICES INC		\$1,326.00	2004	PROFESSIONAL SERVICES
5479	COLUMBIA LABORATORY SERVICES INC		\$732.00	2004	PROFESSIONAL SERVICES
14275	COLUMBIA LABORATORY SERVICES INC		\$1,024.80	2004	PROFESSIONAL SERVICES
24439	COLUMBIA LABORATORY SERVICES INC		\$725.00	2005	PROFESSIONAL SERVICES
15981	COLUMBIA LABORATORY SERVICES INC		\$2,103.15	2005	PROFESSIONAL SERVICES
10031	COLUMBIA LABORATORY SERVICES INC		\$791.70	2004	PROFESSIONAL SERVICES

PROFESSIONAL SERVICES CONTRACTS

PURCHASE ORDER #	VENDOR NAME	ETHNICITY	AWARD AMOUNT	FY	BUSINESS CATEGORY
14293	COLUMBIA LABORATORY SERVICES INC		\$1,370.25	2004	PROFESSIONAL SERVICES
26976	COLUMBIA LABORATORY SERVICES INC		\$377.00	2005	PROFESSIONAL SERVICES
26977	COLUMBIA LABORATORY SERVICES INC		\$1,218.00	2005	PROFESSIONAL SERVICES
5480	COLUMBIA LABORATORY SERVICES INC		\$493.00	2004	PROFESSIONAL SERVICES
5481	COLUMBIA LABORATORY SERVICES INC		\$728.00	2004	PROFESSIONAL SERVICES
14274	COLUMBIA LABORATORY SERVICES INC		\$1,095.15	2004	PROFESSIONAL SERVICES
26988	COLUMBIA LABORATORY SERVICES INC		\$525.00	2005	PROFESSIONAL SERVICES
5477	COLUMBIA LABORATORY SERVICES INC		\$1,247.00	2004	PROFESSIONAL SERVICES
10037	COLUMBIA LABORATORY SERVICES INC		\$2,253.30	2004	PROFESSIONAL SERVICES
33323	COLUMBIA REPORTING SERVICE DBA CONARCO INC		\$119.95	2003	PROFESSIONAL SERVICES
32548	COLUMBIA REPORTING SERVICE DBA CONARCO INC		\$620.25	2003	PROFESSIONAL SERVICES
631	COLUMBIA REPORTING SERVICE DBA CONARCO INC		\$309.60	2004	PROFESSIONAL SERVICES
3557	COLUMBIA REPORTING SERVICE DBA CONARCO INC		\$232.08	2004	PROFESSIONAL SERVICES
29413	COLUMBIA REPORTING SERVICE DBA CONARCO INC		\$23.80	2003	PROFESSIONAL SERVICES
5845	COLUMBIA REPORTING SERVICE DBA CONARCO INC		\$1,066.70	2004	PROFESSIONAL SERVICES
33357	COLUMBIA REPORTING SERVICE DBA CONARCO INC		\$70.00	2003	PROFESSIONAL SERVICES
9088	COLUMBIA REPORTING SERVICE DBA CONARCO INC		\$424.50	2004	PROFESSIONAL SERVICES
22947	COLUMBIA REPORTING SERVICE DBA CONARCO INC		\$398.25	2005	PROFESSIONAL SERVICES
7914	COLUMBIA REPORTING SERVICE DBA CONARCO INC		\$856.15	2004	PROFESSIONAL SERVICES
19919	COLUMBIA REPORTING SERVICE DBA CONARCO INC		\$126.84	2005	PROFESSIONAL SERVICES
37646	COLUMBIA REPORTING SERVICE DBA CONARCO INC		\$361.58	2003	PROFESSIONAL SERVICES
31125	COLUMBIA REPORTING SERVICE DBA CONARCO INC		\$775.00	2003	PROFESSIONAL SERVICES
22082	COLUMBIA REPORTING SERVICE DBA CONARCO INC		\$90.40	2005	PROFESSIONAL SERVICES
33115	COLUMBIA REPORTING SERVICE DBA CONARCO INC		\$164.85	2003	PROFESSIONAL SERVICES
6261	COLUMBIA REPORTING SERVICE DBA CONARCO INC		\$133.00	2004	PROFESSIONAL SERVICES
31576	COLUMBIA REPORTING SERVICE DBA CONARCO INC		\$381.50	2003	PROFESSIONAL SERVICES
25838	COLUMBIA REPORTING SERVICE DBA CONARCO INC		\$99.00	2005	PROFESSIONAL SERVICES
31126	COLUMBIA REPORTING SERVICE DBA CONARCO INC		\$364.75	2003	PROFESSIONAL SERVICES
21935	COLUMBIA REPORTING SERVICE DBA CONARCO INC		\$355.40	2005	PROFESSIONAL SERVICES
22520	COLUMBIA REPORTING SERVICE DBA CONARCO INC		\$120.25	2005	PROFESSIONAL SERVICES
11567	COLUMBIA REPORTING SERVICE DBA CONARCO INC		\$228.75	2004	PROFESSIONAL SERVICES
39847	COLUMBIA REPORTING SERVICE DBA CONARCO INC		\$112.70	2003	PROFESSIONAL SERVICES



PROFESSIONAL SERVICES CONTRACTS

PURCHASE ORDER #	VENDOR NAME	ETHNICITY	AWARD AMOUNT	FY	BUSINESS CATEGORY
37626	COLUMBIA REPORTING SERVICE DBA CONARCO INC		\$166.23	2003	PROFESSIONAL SERVICES
25513	COLUMBIA REPORTING SERVICE DBA CONARCO INC		\$218.90	2005	PROFESSIONAL SERVICES
24739	COLUMBIA REPORTING SERVICE DBA CONARCO INC		\$392.00	2005	PROFESSIONAL SERVICES
31124	COLUMBIA REPORTING SERVICE DBA CONARCO INC		\$51.75	2003	PROFESSIONAL SERVICES
17673	COLUMBIA REPORTING SERVICE DBA CONARCO INC		\$231.95	2005	PROFESSIONAL SERVICES
20678	COLUMBIA REPORTING SERVICE DBA CONARCO INC		\$143.02	2005	PROFESSIONAL SERVICES
29926	COLUMBIA REPORTING SERVICE DBA CONARCO INC		\$16.25	2003	PROFESSIONAL SERVICES
5172	COLUMBIA REPORTING SERVICE DBA CONARCO INC		\$118.45	2004	PROFESSIONAL SERVICES
7847	COMMUNICATION MANAGEMENT INC		\$35.00	2004	PROFESSIONAL SERVICES
19740	COMMUNICATION MANAGEMENT INC		\$70.00	2005	PROFESSIONAL SERVICES
25601	COMMUNICATIONS SPECIALIST INC		\$150.00	2005	PROFESSIONAL SERVICES
12214	COMMUNICATIONS SPECIALIST INC		\$525.00	2004	PROFESSIONAL SERVICES
12215	COMMUNICATIONS SPECIALIST INC		\$430.50	2004	PROFESSIONAL SERVICES
12217	COMMUNICATIONS SPECIALIST INC		\$220.00	2004	PROFESSIONAL SERVICES
25600	COMMUNICATIONS SPECIALIST INC		\$150.00	2005	PROFESSIONAL SERVICES
12822	COMMUNICATIONS SPECIALIST INC		\$795.00	2004	PROFESSIONAL SERVICES
10220	COMPLETE CONTRACTOR SERVICES		\$84,500.00	2004	PROFESSIONAL SERVICES
10949	COMPLETE CONTRACTOR SERVICES		\$100,000.00	2004	PROFESSIONAL SERVICES
16297	COMPU GUIDE INC		\$800.00	2005	PROFESSIONAL SERVICES
13105	COMPU GUIDE INC		\$800.00	2004	PROFESSIONAL SERVICES
12216	COMPU GUIDE INC		\$140.00	2004	PROFESSIONAL SERVICES
1356	COMPU GUIDE INC		\$500.00	2004	PROFESSIONAL SERVICES
25003	CONTROL MANAGEMENT INC		\$8,052.00	2005	PROFESSIONAL SERVICES
40590	COOPER, HUGH M		\$146,411.10	2003	PROFESSIONAL SERVICES
39732	COOPER, HUGH M		\$15,175.29	2003	PROFESSIONAL SERVICES
39743	COOPER, HUGH M		\$700.70	2003	PROFESSIONAL SERVICES
18504	COOPER, HUGH M		\$150.00	2005	PROFESSIONAL SERVICES
30243	CORLEY, RAYMOND P		\$15,000.00	2003	PROFESSIONAL SERVICES
30879	CORLEY, RAYMOND P		\$20,000.00	2003	PROFESSIONAL SERVICES
22934	COX & DINKINS INC	NONMINORITY MALE	\$350.00	2005	PROFESSIONAL SERVICES
4924	COX & DINKINS INC	NONMINORITY MALE	\$800.00	2004	PROFESSIONAL SERVICES
30659	COX & DINKINS INC	NONMINORITY MALE	\$13,430.00	2003	PROFESSIONAL SERVICES

PROFESSIONAL SERVICES CONTRACTS

PURCHASE ORDER #	VENDOR NAME	ETHNICITY	AWARD AMOUNT	FY	BUSINESS CATEGORY
18425	COX & DINKINS INC	NONMINORITY MALE	\$450.00	2005	PROFESSIONAL SERVICES
26503	COX & DINKINS INC	NONMINORITY MALE	\$800.00	2005	PROFESSIONAL SERVICES
37356	COX & DINKINS INC	NONMINORITY MALE	\$3,828.75	2003	PROFESSIONAL SERVICES
27662	COX & DINKINS INC	NONMINORITY MALE	\$6,448.00	2003	PROFESSIONAL SERVICES
23134	COX & DINKINS INC	NONMINORITY MALE	\$10,000.00	2005	PROFESSIONAL SERVICES
23989	COX & DINKINS INC	NONMINORITY MALE	\$750.00	2005	PROFESSIONAL SERVICES
38384	CREEL COURT REPORTING		\$61.25	2003	PROFESSIONAL SERVICES
10739	CREEL COURT REPORTING		\$129.60	2004	PROFESSIONAL SERVICES
29414	CREEL COURT REPORTING		\$19.20	2003	PROFESSIONAL SERVICES
20507	CREEL COURT REPORTING		\$109.10	2005	PROFESSIONAL SERVICES
39102	CREEL COURT REPORTING		\$40.25	2003	PROFESSIONAL SERVICES
16105	CREEL COURT REPORTING		\$100.45	2005	PROFESSIONAL SERVICES
22949	CREEL COURT REPORTING		\$125.25	2005	PROFESSIONAL SERVICES
9611	CREEL COURT REPORTING		\$174.35	2004	PROFESSIONAL SERVICES
10734	CREEL COURT REPORTING		\$176.00	2004	PROFESSIONAL SERVICES
37613	CREEL COURT REPORTING		\$300.00	2003	PROFESSIONAL SERVICES
17907	CREEL COURT REPORTING		\$59.50	2005	PROFESSIONAL SERVICES
18293	CREEL COURT REPORTING		\$105.35	2005	PROFESSIONAL SERVICES
18587	CREEL COURT REPORTING		\$43.75	2005	PROFESSIONAL SERVICES
19170	CREEL COURT REPORTING		\$317.90	2005	PROFESSIONAL SERVICES
41542	CREEL COURT REPORTING		\$299.20	2005	PROFESSIONAL SERVICES
549	CUE, KIMBERLY L		\$2,000.00	2004	PROFESSIONAL SERVICES
40005	CUE, KIMBERLY L		\$2,000.00	2003	PROFESSIONAL SERVICES
22935	D SQUARED CONSULTING INC		\$929.38	2005	PROFESSIONAL SERVICES
41351	D SQUARED CONSULTING INC		\$423.62	2005	PROFESSIONAL SERVICES
20002	D SQUARED CONSULTING INC		\$2,000.00	2005	PROFESSIONAL SERVICES
23857	D SQUARED CONSULTING INC		\$100.00	2005	PROFESSIONAL SERVICES
24194	D SQUARED CONSULTING INC		\$209.36	2005	PROFESSIONAL SERVICES
30529	DATA IMAGING ASSOC		\$2,163.26	2003	PROFESSIONAL SERVICES
13280	DATA RESOURCES INC		\$120.00	2004	PROFESSIONAL SERVICES
2203	DATA RESOURCES INC		\$4,989.60	2004	PROFESSIONAL SERVICES
25217	DATA RESOURCES INC		\$320.78	2005	PROFESSIONAL SERVICES

PROFESSIONAL SERVICES CONTRACTS

PURCHASE ORDER #	VENDOR NAME	ETHNICITY	AWARD AMOUNT	FY	BUSINESS CATEGORY
4626	DATA RESOURCES INC		\$1,506.32	2004	PROFESSIONAL SERVICES
21659	DATA RESOURCES INC		\$885.75	2005	PROFESSIONAL SERVICES
935	DATA RESOURCES INC		\$1,568.07	2004	PROFESSIONAL SERVICES
27026	DATA RESOURCES INC		\$885.75	2005	PROFESSIONAL SERVICES
25206	DATA RESOURCES INC		\$194.78	2005	PROFESSIONAL SERVICES
14333	DAVIDSON MORRISON & LINDEMANN PA		\$306.90	2004	PROFESSIONAL SERVICES
6028	DAVIDSON MORRISON & LINDEMANN PA		\$7,525.76	2004	PROFESSIONAL SERVICES
21451	DAVIDSON MORRISON & LINDEMANN PA		\$303.43	2005	PROFESSIONAL SERVICES
10065	DAVIDSON MORRISON & LINDEMANN PA		\$3,764.52	2004	PROFESSIONAL SERVICES
1842	DAVIDSON MORRISON & LINDEMANN PA		\$9,771.67	2004	PROFESSIONAL SERVICES
12156	DAVIDSON MORRISON & LINDEMANN PA		\$1,138.04	2004	PROFESSIONAL SERVICES
14517	DAVIDSON MORRISON & LINDEMANN PA		\$3,090.17	2004	PROFESSIONAL SERVICES
14334	DAVIDSON MORRISON & LINDEMANN PA		\$1,780.93	2004	PROFESSIONAL SERVICES
24466	DAVIDSON MORRISON & LINDEMANN PA		\$121.70	2005	PROFESSIONAL SERVICES
30440	DAVIS CRAIG K P C		\$8,725.89	2003	PROFESSIONAL SERVICES
32584	DAVIS CRAIG K P C		\$3,540.00	2003	PROFESSIONAL SERVICES
31213	DAVIS CRAIG K P C		\$3,578.56	2003	PROFESSIONAL SERVICES
30441	DAVIS CRAIG K P C		\$4,095.50	2003	PROFESSIONAL SERVICES
3171	DEAFINITELY TAKING REQUEST	AFRICAN AMERICAN	\$20.00	2004	PROFESSIONAL SERVICES
1033	DEAFINITELY TAKING REQUEST	AFRICAN AMERICAN	\$20.00	2004	PROFESSIONAL SERVICES
6256	DEAFINITELY TAKING REQUEST	AFRICAN AMERICAN	\$20.00	2004	PROFESSIONAL SERVICES
9207	DEAFINITELY TAKING REQUEST	AFRICAN AMERICAN	\$20.00	2004	PROFESSIONAL SERVICES
31014	DEAL, ROGER MD		\$435.00	2003	PROFESSIONAL SERVICES
33679	DEAL, ROGER MD		\$110.00	2003	PROFESSIONAL SERVICES
31699	DEAL, ROGER MD		\$210.00	2003	PROFESSIONAL SERVICES
23234	DECISION DYNAMICS INC	NONMINORITY MALE	\$3,600.00	2005	PROFESSIONAL SERVICES
36853	DECISION DYNAMICS INC	NONMINORITY MALE	\$9,600.00	2003	PROFESSIONAL SERVICES
12737	DECISION DYNAMICS INC	NONMINORITY MALE	\$3,700.00	2004	PROFESSIONAL SERVICES
9456	DECISION DYNAMICS INC	NONMINORITY MALE	\$2,400.00	2004	PROFESSIONAL SERVICES
18999	DECKER ASSOC LLC		\$37,810.57	2005	PROFESSIONAL SERVICES
30320	DEFENDER SERVICES INC	NONMINORITY MALE	\$8,010.60	2003	PROFESSIONAL SERVICES
31912	DEFENDER SERVICES INC	NONMINORITY MALE	\$4,005.30	2003	PROFESSIONAL SERVICES

PROFESSIONAL SERVICES CONTRACTS

PURCHASE ORDER #	VENDOR NAME	ETHNICITY	AWARD AMOUNT	FY	BUSINESS CATEGORY
33269	DEFENDER SERVICES INC	NONMINORITY MALE	\$4,005.30	2003	PROFESSIONAL SERVICES
37110	DEFENDER SERVICES INC	NONMINORITY MALE	\$11,977.00	2003	PROFESSIONAL SERVICES
37079	DERRICK STUBBS & STITH	NONMINORITY MALE	\$680.00	2003	PROFESSIONAL SERVICES
26596	DESA INC	AFRICAN AMERICAN	\$240,000.00	2005	PROFESSIONAL SERVICES
19308	DESA INC	AFRICAN AMERICAN	\$9,500.00	2005	PROFESSIONAL SERVICES
32126	DESA INC	AFRICAN AMERICAN	\$125.00	2003	PROFESSIONAL SERVICES
6259	DESA INC	AFRICAN AMERICAN	\$9,500.00	2004	PROFESSIONAL SERVICES
35382	DESA INC	AFRICAN AMERICAN	\$7,669.17	2003	PROFESSIONAL SERVICES
8266	DESA INC	AFRICAN AMERICAN	\$9,500.00	2004	PROFESSIONAL SERVICES
16506	DESA INC	AFRICAN AMERICAN	\$160.00	2005	PROFESSIONAL SERVICES
18370	DESA INC	AFRICAN AMERICAN	\$4,988.22	2005	PROFESSIONAL SERVICES
32561	DESA INC	AFRICAN AMERICAN	\$7,669.17	2003	PROFESSIONAL SERVICES
24101	DIMENSION DATA DBA PREMIER SYSTEMS INTEGRATORS LLC		\$969.60	2005	PROFESSIONAL SERVICES
16820	DIMENSION DATA DBA PREMIER SYSTEMS INTEGRATORS LLC		\$15,793.95	2005	PROFESSIONAL SERVICES
1728	DIMENSION DATA DBA PREMIER SYSTEMS INTEGRATORS LLC		\$1,497.26	2004	PROFESSIONAL SERVICES
10051	DIMENSION DATA DBA PREMIER SYSTEMS INTEGRATORS LLC		\$969.60	2004	PROFESSIONAL SERVICES
1727	DIMENSION DATA DBA PREMIER SYSTEMS INTEGRATORS LLC		\$17,758.94	2004	PROFESSIONAL SERVICES
1364	DOCTORS CARE OF SOUTH CAROLINA		\$2,000.00	2004	PROFESSIONAL SERVICES
12508	DOCTORS CARE OF SOUTH CAROLINA		\$26.46	2004	PROFESSIONAL SERVICES
11382	DOCTORS CARE OF SOUTH CAROLINA		\$116.00	2004	PROFESSIONAL SERVICES
20028	DOCTORS CARE OF SOUTH CAROLINA		\$63.00	2005	PROFESSIONAL SERVICES
23125	DOCTORS CARE OF SOUTH CAROLINA		\$20.15	2005	PROFESSIONAL SERVICES
17516	DOCTORS CARE OF SOUTH CAROLINA		\$2,000.00	2005	PROFESSIONAL SERVICES
3526	E M CONSULTANTS	AFRICAN AMERICAN	\$1,500.00	2004	PROFESSIONAL SERVICES
12886	E M CONSULTANTS	AFRICAN AMERICAN	\$500.00	2004	PROFESSIONAL SERVICES
30079	EAGLES GLEN PARTNERS LLC		\$4,690.00	2003	PROFESSIONAL SERVICES
39121	EDENS & AVANT	NONMINORITY MALE	\$5,000.00	2003	PROFESSIONAL SERVICES
33328	EDENS & AVANT	NONMINORITY MALE	\$50,000.00	2003	PROFESSIONAL SERVICES
7502	ELLIS LAWHORNE & SIMS PA ATTORNEYS AT LAW		\$900.00	2004	PROFESSIONAL SERVICES
16584	ELLIS LAWHORNE & SIMS PA ATTORNEYS AT LAW		\$2,000.00	2005	PROFESSIONAL SERVICES
27579	ELLIS LAWHORNE & SIMS PA ATTORNEYS AT LAW		\$287.50	2005	PROFESSIONAL SERVICES
22606	ENVIRONMENTAL CONSULTING SERVICES		\$500.00	2005	PROFESSIONAL SERVICES

PROFESSIONAL SERVICES CONTRACTS

PURCHASE ORDER #	VENDOR NAME	ETHNICITY	AWARD AMOUNT	FY	BUSINESS CATEGORY
24328	ENVIRONMENTAL CONSULTING SERVICES		\$1,200.00	2005	PROFESSIONAL SERVICES
23082	ENVIRONMENTAL CONSULTING SERVICES		\$525.00	2005	PROFESSIONAL SERVICES
37066	EPSTEIN BECKER & GREEN PC		\$12,500.00	2003	PROFESSIONAL SERVICES
34411	EVANS, ERNEST T		\$1,436.00	2003	PROFESSIONAL SERVICES
8903	F & ME CONSULTANTS		\$400.00	2004	PROFESSIONAL SERVICES
366	F A JOHNSON CONSULTING GROUP INC	AFRICAN AMERICAN	\$19,622.70	2004	PROFESSIONAL SERVICES
23093	F A JOHNSON CONSULTING GROUP INC	AFRICAN AMERICAN	\$17,500.00	2005	PROFESSIONAL SERVICES
26395	F A JOHNSON CONSULTING GROUP INC	AFRICAN AMERICAN	\$131,000.00	2005	PROFESSIONAL SERVICES
26394	F A JOHNSON CONSULTING GROUP INC	AFRICAN AMERICAN	\$225,000.00	2005	PROFESSIONAL SERVICES
2632	F A JOHNSON CONSULTING GROUP INC	AFRICAN AMERICAN	\$10,000.00	2004	PROFESSIONAL SERVICES
35782	FERILLO & ASSOC	NONMINORITY MALE	\$445.35	2003	PROFESSIONAL SERVICES
33847	FERILLO & ASSOC	NONMINORITY MALE	\$2,353.56	2003	PROFESSIONAL SERVICES
33846	FERILLO & ASSOC	NONMINORITY MALE	\$584.00	2003	PROFESSIONAL SERVICES
30427	FERILLO & ASSOC	NONMINORITY MALE	\$2,980.00	2003	PROFESSIONAL SERVICES
23236	FLAGSHIP SIGNS		\$1,003.30	2005	PROFESSIONAL SERVICES
39637	FLAGSHIP SIGNS		\$1,690.60	2003	PROFESSIONAL SERVICES
6267	FLAGSHIP SIGNS		\$681.25	2004	PROFESSIONAL SERVICES
29891	FORSTHOEFEL, FRANK E MD		\$32.00	2003	PROFESSIONAL SERVICES
30194	FRAMATOME ANP INC		\$13,200.00	2003	PROFESSIONAL SERVICES
21468	FRANK A BARTON ATTORNEY AT LAW		\$48,000.00	2005	PROFESSIONAL SERVICES
32245	FRANKS & ASSOC INC	AFRICAN AMERICAN	\$4,000.00	2003	PROFESSIONAL SERVICES
32276	FRANKS & ASSOC INC	AFRICAN AMERICAN	\$4,000.00	2003	PROFESSIONAL SERVICES
2507	FRANKS & ASSOC INC	AFRICAN AMERICAN	\$5,210.00	2004	PROFESSIONAL SERVICES
2151	FRANKS & ASSOC INC	AFRICAN AMERICAN	\$3,840.00	2004	PROFESSIONAL SERVICES
9253	FRANKS & ASSOC INC	AFRICAN AMERICAN	\$1,000.00	2004	PROFESSIONAL SERVICES
32783	FRANKS & ASSOC INC	AFRICAN AMERICAN	\$2,400.00	2003	PROFESSIONAL SERVICES
3951	FRANKS & ASSOC INC	AFRICAN AMERICAN	\$1,850.10	2004	PROFESSIONAL SERVICES
8496	FRANKS & ASSOC INC	AFRICAN AMERICAN	\$4,000.00	2004	PROFESSIONAL SERVICES
21007	FRANKS & ASSOC INC	AFRICAN AMERICAN	\$1,375.00	2005	PROFESSIONAL SERVICES
21128	FRANKS & ASSOC INC	AFRICAN AMERICAN	\$390.00	2005	PROFESSIONAL SERVICES
8066	FURGESS, DELORIS W		\$2,400.00	2004	PROFESSIONAL SERVICES
8817	FURGESS, DELORIS W		\$958.10	2004	PROFESSIONAL SERVICES

PROFESSIONAL SERVICES CONTRACTS

Appendix A

PURCHASE ORDER #	VENDOR NAME	ETHNICITY	AWARD AMOUNT	FY	BUSINESS CATEGORY
27370	GAGE GROUP INC		\$1,700.00	2005	PROFESSIONAL SERVICES
34089	GAGE GROUP INC		\$3,350.00	2003	PROFESSIONAL SERVICES
10986	GAGE GROUP INC		\$2,089.50	2004	PROFESSIONAL SERVICES
27455	GAGE GROUP INC		\$9,750.00	2005	PROFESSIONAL SERVICES
4274	GAGE GROUP INC		\$1,980.00	2004	PROFESSIONAL SERVICES
39928	GAGE GROUP INC		\$2,295.00	2003	PROFESSIONAL SERVICES
27609	GAGE GROUP INC		\$2,300.00	2005	PROFESSIONAL SERVICES
1258	GAGE GROUP INC		\$1,350.00	2004	PROFESSIONAL SERVICES
33910	GAGE GROUP INC		\$3,726.00	2003	PROFESSIONAL SERVICES
29421	GAGE GROUP INC		\$1,400.00	2003	PROFESSIONAL SERVICES
6062	GAGE GROUP INC		\$6,500.00	2004	PROFESSIONAL SERVICES
15510	GAGE GROUP INC		\$365.25	2005	PROFESSIONAL SERVICES
41212	GAGE GROUP INC		\$8,000.00	2005	PROFESSIONAL SERVICES
18030	GAGE GROUP INC		\$1,500.00	2005	PROFESSIONAL SERVICES
37390	GAGE GROUP INC		\$1,490.00	2003	PROFESSIONAL SERVICES
8449	GAGE GROUP INC		\$6,207.90	2004	PROFESSIONAL SERVICES
8793	GAGE GROUP INC		\$2,075.00	2004	PROFESSIONAL SERVICES
12442	GAGE GROUP INC		\$5,092.50	2004	PROFESSIONAL SERVICES
30955	GAGE GROUP INC		\$7,500.00	2003	PROFESSIONAL SERVICES
20186	GANTT, REMA K	NONMINORITY WOMEN	\$510.95	2005	PROFESSIONAL SERVICES
35615	GARBER REPORTING SERVICE		\$433.95	2003	PROFESSIONAL SERVICES
9610	GARBER REPORTING SERVICE		\$189.65	2004	PROFESSIONAL SERVICES
3550	GARBER REPORTING SERVICE		\$66.15	2004	PROFESSIONAL SERVICES
35616	GARBER REPORTING SERVICE		\$140.65	2003	PROFESSIONAL SERVICES
8401	GARBER REPORTING SERVICE		\$67.90	2004	PROFESSIONAL SERVICES
20519	GARICK, ARTHUR	NONMINORITY MALE	\$100,000.00	2005	PROFESSIONAL SERVICES
928	GATTIS PRO AUDIO INC		\$600.00	2004	PROFESSIONAL SERVICES
1829	GATTIS PRO AUDIO INC		\$1,550.00	2004	PROFESSIONAL SERVICES
505	GATTIS PRO AUDIO INC		\$1,000.00	2004	PROFESSIONAL SERVICES
5807	GATTIS PRO AUDIO INC		\$175.00	2004	PROFESSIONAL SERVICES
6054	GEO SYSTEMS DESIGNS & TESTING	NONMINORITY MALE	\$397.50	2004	PROFESSIONAL SERVICES
16633	GEO SYSTEMS DESIGNS & TESTING	NONMINORITY MALE	\$1,665.30	2005	PROFESSIONAL SERVICES

PROFESSIONAL SERVICES CONTRACTS

PURCHASE ORDER #	VENDOR NAME	ETHNICITY	AWARD AMOUNT	FY	BUSINESS CATEGORY
15702	GEO SYSTEMS DESIGNS & TESTING	NONMINORITY MALE	\$2,884.35	2005	PROFESSIONAL SERVICES
5023	GEO SYSTEMS DESIGNS & TESTING	NONMINORITY MALE	\$497.70	2004	PROFESSIONAL SERVICES
5024	GEO SYSTEMS DESIGNS & TESTING	NONMINORITY MALE	\$151.20	2004	PROFESSIONAL SERVICES
5207	GEO SYSTEMS DESIGNS & TESTING	NONMINORITY MALE	\$1,473.39	2004	PROFESSIONAL SERVICES
26291	GERGEL NICKLES & SOLOMON PA	NONMINORITY MALE	\$5,448.64	2005	PROFESSIONAL SERVICES
29925	GERGEL NICKLES & SOLOMON PA	NONMINORITY MALE	\$5,648.72	2003	PROFESSIONAL SERVICES
36058	GERGEL NICKLES & SOLOMON PA	NONMINORITY MALE	\$3,651.08	2003	PROFESSIONAL SERVICES
10993	GERGEL NICKLES & SOLOMON PA	NONMINORITY MALE	\$7,594.75	2004	PROFESSIONAL SERVICES
25345	GERGEL NICKLES & SOLOMON PA	NONMINORITY MALE	\$3,184.05	2005	PROFESSIONAL SERVICES
13143	GERGEL NICKLES & SOLOMON PA	NONMINORITY MALE	\$9,135.92	2004	PROFESSIONAL SERVICES
21471	GERGEL NICKLES & SOLOMON PA	NONMINORITY MALE	\$12,625.88	2005	PROFESSIONAL SERVICES
15808	GERGEL NICKLES & SOLOMON PA	NONMINORITY MALE	\$18,548.39	2005	PROFESSIONAL SERVICES
39486	GERGEL NICKLES & SOLOMON PA	NONMINORITY MALE	\$8,989.19	2003	PROFESSIONAL SERVICES
24465	GERGEL NICKLES & SOLOMON PA	NONMINORITY MALE	\$4,514.47	2005	PROFESSIONAL SERVICES
37912	GERGEL NICKLES & SOLOMON PA	NONMINORITY MALE	\$7,656.27	2003	PROFESSIONAL SERVICES
5709	GERGEL NICKLES & SOLOMON PA	NONMINORITY MALE	\$5,260.02	2004	PROFESSIONAL SERVICES
21700	GERGEL NICKLES & SOLOMON PA	NONMINORITY MALE	\$3,186.12	2005	PROFESSIONAL SERVICES
14966	GERGEL NICKLES & SOLOMON PA	NONMINORITY MALE	\$13,981.19	2005	PROFESSIONAL SERVICES
17492	GERGEL NICKLES & SOLOMON PA	NONMINORITY MALE	\$12,853.07	2005	PROFESSIONAL SERVICES
18878	GERGEL NICKLES & SOLOMON PA	NONMINORITY MALE	\$14,459.24	2005	PROFESSIONAL SERVICES
40563	GERGEL NICKLES & SOLOMON PA	NONMINORITY MALE	\$4,568.59	2003	PROFESSIONAL SERVICES
36824	GERGEL NICKLES & SOLOMON PA	NONMINORITY MALE	\$351.80	2003	PROFESSIONAL SERVICES
36825	GERGEL NICKLES & SOLOMON PA	NONMINORITY MALE	\$3,123.16	2003	PROFESSIONAL SERVICES
31165	GERGEL NICKLES & SOLOMON PA	NONMINORITY MALE	\$3,745.87	2003	PROFESSIONAL SERVICES
22808	GERGEL NICKLES & SOLOMON PA	NONMINORITY MALE	\$3,526.63	2005	PROFESSIONAL SERVICES
9090	GERGEL NICKLES & SOLOMON PA	NONMINORITY MALE	\$6,580.08	2004	PROFESSIONAL SERVICES
34490	GERGEL NICKLES & SOLOMON PA	NONMINORITY MALE	\$1,106.97	2003	PROFESSIONAL SERVICES
8098	GERGEL NICKLES & SOLOMON PA	NONMINORITY MALE	\$1,500.00	2004	PROFESSIONAL SERVICES
6634	GERGEL NICKLES & SOLOMON PA	NONMINORITY MALE	\$8,213.74	2004	PROFESSIONAL SERVICES
7500	GERGEL NICKLES & SOLOMON PA	NONMINORITY MALE	\$13,597.26	2004	PROFESSIONAL SERVICES
12613	GERGEL NICKLES & SOLOMON PA	NONMINORITY MALE	\$10,364.82	2004	PROFESSIONAL SERVICES
38956	GERGEL NICKLES & SOLOMON PA	NONMINORITY MALE	\$16,847.31	2003	PROFESSIONAL SERVICES

PROFESSIONAL SERVICES CONTRACTS

PURCHASE ORDER #	VENDOR NAME	ETHNICITY	AWARD AMOUNT	FY	BUSINESS CATEGORY
9667	GERGEL NICKLES & SOLOMON PA	NONMINORITY MALE	\$6,674.15	2004	PROFESSIONAL SERVICES
2957	GERGEL NICKLES & SOLOMON PA	NONMINORITY MALE	\$9,364.21	2004	PROFESSIONAL SERVICES
4033	GERGEL NICKLES & SOLOMON PA	NONMINORITY MALE	\$7,193.96	2004	PROFESSIONAL SERVICES
1205	GERGEL NICKLES & SOLOMON PA	NONMINORITY MALE	\$4,061.23	2004	PROFESSIONAL SERVICES
33364	GERGEL NICKLES & SOLOMON PA	NONMINORITY MALE	\$1,929.03	2003	PROFESSIONAL SERVICES
31158	GERGEL NICKLES & SOLOMON PA	NONMINORITY MALE	\$854.00	2003	PROFESSIONAL SERVICES
27578	GERGEL NICKLES & SOLOMON PA	NONMINORITY MALE	\$5,710.25	2005	PROFESSIONAL SERVICES
32109	GERGEL NICKLES & SOLOMON PA	NONMINORITY MALE	\$5,591.61	2003	PROFESSIONAL SERVICES
34432	GERGEL NICKLES & SOLOMON PA	NONMINORITY MALE	\$2,526.61	2003	PROFESSIONAL SERVICES
34489	GERGEL NICKLES & SOLOMON PA	NONMINORITY MALE	\$2,702.53	2003	PROFESSIONAL SERVICES
7032	GERGEL NICKLES & SOLOMON PA	NONMINORITY MALE	\$1,000.00	2004	PROFESSIONAL SERVICES
19922	GERGEL NICKLES & SOLOMON PA	NONMINORITY MALE	\$11,336.07	2005	PROFESSIONAL SERVICES
7266	GIGNILLIAT SAVITZ & BETTIS LLP	NONMINORITY MALE	\$3,968.07	2004	PROFESSIONAL SERVICES
19396	GIGNILLIAT SAVITZ & BETTIS LLP	NONMINORITY MALE	\$3,803.75	2005	PROFESSIONAL SERVICES
9662	GIGNILLIAT SAVITZ & BETTIS LLP	NONMINORITY MALE	\$1,610.55	2004	PROFESSIONAL SERVICES
22516	GIGNILLIAT SAVITZ & BETTIS LLP	NONMINORITY MALE	\$97.87	2005	PROFESSIONAL SERVICES
23756	GIGNILLIAT SAVITZ & BETTIS LLP	NONMINORITY MALE	\$90.00	2005	PROFESSIONAL SERVICES
13968	GIGNILLIAT SAVITZ & BETTIS LLP	NONMINORITY MALE	\$861.37	2004	PROFESSIONAL SERVICES
17084	GIGNILLIAT SAVITZ & BETTIS LLP	NONMINORITY MALE	\$1,172.98	2005	PROFESSIONAL SERVICES
21454	GIGNILLIAT SAVITZ & BETTIS LLP	NONMINORITY MALE	\$617.66	2005	PROFESSIONAL SERVICES
18298	GIGNILLIAT SAVITZ & BETTIS LLP	NONMINORITY MALE	\$1,074.71	2005	PROFESSIONAL SERVICES
12923	GIGNILLIAT SAVITZ & BETTIS LLP	NONMINORITY MALE	\$544.87	2004	PROFESSIONAL SERVICES
10336	GIGNILLIAT SAVITZ & BETTIS LLP	NONMINORITY MALE	\$876.71	2004	PROFESSIONAL SERVICES
6234	GIGNILLIAT SAVITZ & BETTIS LLP	NONMINORITY MALE	\$2,388.23	2004	PROFESSIONAL SERVICES
8402	GIGNILLIAT SAVITZ & BETTIS LLP	NONMINORITY MALE	\$1,714.84	2004	PROFESSIONAL SERVICES
20676	GIGNILLIAT SAVITZ & BETTIS LLP	NONMINORITY MALE	\$3,713.74	2005	PROFESSIONAL SERVICES
25191	GLOBAL CONSULTING		\$106.88	2005	PROFESSIONAL SERVICES
35188	GLOBAL CONSULTING		\$75.53	2003	PROFESSIONAL SERVICES
39413	GOTTLIEB & SMITH PA	NONMINORITY MALE	\$6,360.00	2003	PROFESSIONAL SERVICES
39938	GOTTLIEB & SMITH PA	NONMINORITY MALE	\$6,511.00	2003	PROFESSIONAL SERVICES
8675	GOTTLIEB & SMITH PA	NONMINORITY MALE	\$1,661.00	2004	PROFESSIONAL SERVICES
17753	GOTTLIEB & SMITH PA	NONMINORITY MALE	\$4,290.00	2005	PROFESSIONAL SERVICES

PROFESSIONAL SERVICES CONTRACTS

PURCHASE ORDER #	VENDOR NAME	ETHNICITY	AWARD AMOUNT	FY	BUSINESS CATEGORY
10660	GOTTLIEB & SMITH PA	NONMINORITY MALE	\$12,420.00	2004	PROFESSIONAL SERVICES
39929	GOTTLIEB & SMITH PA	NONMINORITY MALE	\$41,350.00	2003	PROFESSIONAL SERVICES
4860	GOTTLIEB & SMITH PA	NONMINORITY MALE	\$22,675.00	2004	PROFESSIONAL SERVICES
23992	GOTTLIEB & SMITH PA	NONMINORITY MALE	\$5,005.00	2005	PROFESSIONAL SERVICES
479	GOTTLIEB & SMITH PA	NONMINORITY MALE	\$1,825.00	2004	PROFESSIONAL SERVICES
14958	GOTTLIEB & SMITH PA	NONMINORITY MALE	\$1,527.50	2005	PROFESSIONAL SERVICES
20248	GOTTLIEB & SMITH PA	NONMINORITY MALE	\$12,450.00	2005	PROFESSIONAL SERVICES
39478	GOTTLIEB & SMITH PA	NONMINORITY MALE	\$937.40	2003	PROFESSIONAL SERVICES
14427	GOTTLIEB & SMITH PA	NONMINORITY MALE	\$2,685.00	2004	PROFESSIONAL SERVICES
12001	GOTTLIEB & SMITH PA	NONMINORITY MALE	\$6,725.97	2004	PROFESSIONAL SERVICES
13908	GOTTLIEB & SMITH PA	NONMINORITY MALE	\$7,263.75	2004	PROFESSIONAL SERVICES
5708	GOTTLIEB & SMITH PA	NONMINORITY MALE	\$1,440.00	2004	PROFESSIONAL SERVICES
6378	GOTTLIEB & SMITH PA	NONMINORITY MALE	\$19,560.89	2004	PROFESSIONAL SERVICES
21114	GOTTLIEB & SMITH PA	NONMINORITY MALE	\$3,575.00	2005	PROFESSIONAL SERVICES
27427	GOTTLIEB & SMITH PA	NONMINORITY MALE	\$3,428.75	2005	PROFESSIONAL SERVICES
36781	GOTTLIEB & SMITH PA	NONMINORITY MALE	\$2,820.00	2003	PROFESSIONAL SERVICES
8815	GOTTLIEB & SMITH PA	NONMINORITY MALE	\$8,010.00	2004	PROFESSIONAL SERVICES
29976	GRAHAM, TIM		\$350.00	2003	PROFESSIONAL SERVICES
27077	GRAHAM, TIM		\$100.00	2005	PROFESSIONAL SERVICES
31265	GRANT BUSINESS STRATEGIES INC	AFRICAN AMERICAN	\$26,640.00	2003	PROFESSIONAL SERVICES
1057	GRANT GROUP	AFRICAN AMERICAN	\$57,300.00	2004	PROFESSIONAL SERVICES
22503	GRANT GROUP	AFRICAN AMERICAN	\$25,000.00	2005	PROFESSIONAL SERVICES
31253	GRANT GROUP	AFRICAN AMERICAN	\$27,500.00	2003	PROFESSIONAL SERVICES
38074	GRICE, LINDA	NONMINORITY WOMEN	\$4,900.00	2003	PROFESSIONAL SERVICES
29207	GRICE, LINDA	NONMINORITY WOMEN	\$12,800.00	2003	PROFESSIONAL SERVICES
1745	GRICE, LINDA	NONMINORITY WOMEN	\$15,600.00	2004	PROFESSIONAL SERVICES
10711	GRIMBALL COTTERILL & ASSOC	NONMINORITY MALE	\$7,786.29	2004	PROFESSIONAL SERVICES
34751	GRIMBALL COTTERILL & ASSOC	NONMINORITY MALE	\$45.57	2003	PROFESSIONAL SERVICES
37884	GRIMBALL COTTERILL & ASSOC	NONMINORITY MALE	\$65.15	2003	PROFESSIONAL SERVICES
25962	GRIMBALL COTTERILL & ASSOC	NONMINORITY MALE	\$773.75	2005	PROFESSIONAL SERVICES
41650	GRIMBALL COTTERILL & ASSOC	NONMINORITY MALE	\$573.92	2005	PROFESSIONAL SERVICES
40396	GUIGNARD, JAMES S	NONMINORITY MALE	\$1,200.00	2003	PROFESSIONAL SERVICES

PROFESSIONAL SERVICES CONTRACTS

PURCHASE ORDER #	VENDOR NAME	ETHNICITY	AWARD AMOUNT	FY	BUSINESS CATEGORY
14989	GUIGNARD, JAMES S	NONMINORITY MALE	\$15,000.00	2005	PROFESSIONAL SERVICES
9209	GUIGNARD, JAMES S	NONMINORITY MALE	\$9,000.00	2004	PROFESSIONAL SERVICES
393	GUIGNARD, JAMES S	NONMINORITY MALE	\$15,600.00	2004	PROFESSIONAL SERVICES
37806	GUIGNARD, JAMES S	NONMINORITY MALE	\$4,000.00	2003	PROFESSIONAL SERVICES
29208	GUIGNARD, JAMES S	NONMINORITY MALE	\$14,200.00	2003	PROFESSIONAL SERVICES
13309	H HUGH ROGERS ATTORNEY AT LAW		\$42.50	2004	PROFESSIONAL SERVICES
14269	H O THOMPSON JR MDPA		\$27.90	2004	PROFESSIONAL SERVICES
5937	H RONALD STANLEY LAW OFFICES	AFRICAN AMERICAN	\$2,700.00	2004	PROFESSIONAL SERVICES
7438	H RONALD STANLEY LAW OFFICES	AFRICAN AMERICAN	\$3,600.00	2004	PROFESSIONAL SERVICES
11237	H RONALD STANLEY LAW OFFICES	AFRICAN AMERICAN	\$2,025.00	2004	PROFESSIONAL SERVICES
4863	H RONALD STANLEY LAW OFFICES	AFRICAN AMERICAN	\$1,860.00	2004	PROFESSIONAL SERVICES
6242	H SENN CONSTRUCTION		\$4,700.00	2004	PROFESSIONAL SERVICES
36294	HAMMER HAMMER CARRIGG POTTERFIELD		\$100.50	2003	PROFESSIONAL SERVICES
24288	HARBISON PSYCHOLOGICAL SERVICES LLC		\$400.00	2005	PROFESSIONAL SERVICES
3619	HARPER, THERESA		\$2,720.00	2004	PROFESSIONAL SERVICES
37449	HARPER, THERESA		\$2,040.00	2003	PROFESSIONAL SERVICES
30578	HARPER, THERESA		\$2,040.00	2003	PROFESSIONAL SERVICES
26862	HARRIS, ELIZABETH B		\$260.75	2005	PROFESSIONAL SERVICES
20011	HART, MICHAEL V ESQ		\$2,728.23	2005	PROFESSIONAL SERVICES
22815	HAY HILL SERVICES INC		\$1,021.00	2005	PROFESSIONAL SERVICES
22817	HAY HILL SERVICES INC		\$80.28	2005	PROFESSIONAL SERVICES
36822	HAYNSWORTH SINKLER BOYD PA		\$61.36	2003	PROFESSIONAL SERVICES
37670	HAYNSWORTH SINKLER BOYD PA		\$89,070.30	2003	PROFESSIONAL SERVICES
31099	HAYNSWORTH SINKLER BOYD PA		\$303.19	2003	PROFESSIONAL SERVICES
31596	HAYNSWORTH SINKLER BOYD PA		\$398.89	2003	PROFESSIONAL SERVICES
20979	HAYNSWORTH SINKLER BOYD PA		\$39,000.00	2005	PROFESSIONAL SERVICES
39437	HAYNSWORTH SINKLER BOYD PA		\$644.00	2003	PROFESSIONAL SERVICES
34951	HAYNSWORTH SINKLER BOYD PA		\$144.84	2003	PROFESSIONAL SERVICES
3732	HAYNSWORTH SINKLER BOYD PA		\$420.76	2004	PROFESSIONAL SERVICES
957	HAYNSWORTH SINKLER BOYD PA		\$3,618.72	2004	PROFESSIONAL SERVICES
2269	HAYNSWORTH SINKLER BOYD PA		\$5,669.40	2004	PROFESSIONAL SERVICES
40356	HAYNSWORTH SINKLER BOYD PA		\$4,620.00	2003	PROFESSIONAL SERVICES

PROFESSIONAL SERVICES CONTRACTS

PURCHASE ORDER #	VENDOR NAME	ETHNICITY	AWARD AMOUNT	FY	BUSINESS CATEGORY
38921	HAYNSWORTH SINKLER BOYD PA		\$10,549.00	2003	PROFESSIONAL SERVICES
38987	HAYNSWORTH SINKLER BOYD PA		\$32.02	2003	PROFESSIONAL SERVICES
20650	HAZEN & SAWYER PC	NONMINORITY MALE	\$1,716,000.00	2005	PROFESSIONAL SERVICES
13462	HESTER, SHANNON		\$2,400.00	2004	PROFESSIONAL SERVICES
21767	HESTER, SHANNON		\$1,200.00	2005	PROFESSIONAL SERVICES
19368	HESTER, SHANNON		\$1,500.00	2005	PROFESSIONAL SERVICES
22941	HESTER, SHANNON		\$7,500.00	2005	PROFESSIONAL SERVICES
15476	HESTER, SHANNON		\$2,700.00	2005	PROFESSIONAL SERVICES
13770	HINGLETON MOBLEY, ANITA		\$1,600.00	2004	PROFESSIONAL SERVICES
14950	HINGLETON MOBLEY, ANITA		\$2,720.00	2005	PROFESSIONAL SERVICES
21365	HOLMES SMITH DEVELOPMENT INC		\$11,731.90	2005	PROFESSIONAL SERVICES
31180	HOLMES SMITH DEVELOPMENT INC		\$7,500.00	2003	PROFESSIONAL SERVICES
29373	HOLMES SMITH DEVELOPMENT INC		\$7,500.00	2003	PROFESSIONAL SERVICES
4677	HOPKINS, LEASHARN M		\$1,400.00	2004	PROFESSIONAL SERVICES
11623	HUGH S ROBERTS ESQUIRE		\$1,763.00	2004	PROFESSIONAL SERVICES
24761	HUGH S ROBERTS ESQUIRE		\$2,500.00	2005	PROFESSIONAL SERVICES
6142	HUNTER, RICHARD		\$3,343.50	2004	PROFESSIONAL SERVICES
36075	HUSSEY GAY BELL DEYOUNG INTERNATIONAL INC		\$3,500.00	2003	PROFESSIONAL SERVICES
39835	I 4 DESIGN LLC	NONMINORITY MALE	\$499.38	2003	PROFESSIONAL SERVICES
39836	I 4 DESIGN LLC	NONMINORITY MALE	\$555.56	2003	PROFESSIONAL SERVICES
39934	I 4 DESIGN LLC	NONMINORITY MALE	\$1,264.84	2003	PROFESSIONAL SERVICES
40341	I 4 DESIGN LLC	NONMINORITY MALE	\$2,345.00	2003	PROFESSIONAL SERVICES
40379	I 4 DESIGN LLC	NONMINORITY MALE	\$85.00	2003	PROFESSIONAL SERVICES
40517	I 4 DESIGN LLC	NONMINORITY MALE	\$3,019.36	2003	PROFESSIONAL SERVICES
41665	I 4 DESIGN LLC	NONMINORITY MALE	\$150,000.00	2005	PROFESSIONAL SERVICES
40524	I 4 DESIGN LLC	NONMINORITY MALE	\$2,000.00	2003	PROFESSIONAL SERVICES
41664	I 4 DESIGN LLC	NONMINORITY MALE	\$300.00	2005	PROFESSIONAL SERVICES
2110	I 4 DESIGN LLC	NONMINORITY MALE	\$680.00	2004	PROFESSIONAL SERVICES
19165	I 4 DESIGN LLC	NONMINORITY MALE	\$170.00	2005	PROFESSIONAL SERVICES
40520	I 4 DESIGN LLC	NONMINORITY MALE	\$1,750.00	2003	PROFESSIONAL SERVICES
7310	I 4 DESIGN LLC	NONMINORITY MALE	\$2,250.00	2004	PROFESSIONAL SERVICES
37644	I 4 DESIGN LLC	NONMINORITY MALE	\$1,559.49	2003	PROFESSIONAL SERVICES

PROFESSIONAL SERVICES CONTRACTS

PURCHASE ORDER #	VENDOR NAME	ETHNICITY	AWARD AMOUNT	FY	BUSINESS CATEGORY
37398	I 4 DESIGN LLC	NONMINORITY MALE	\$2,644.40	2003	PROFESSIONAL SERVICES
5186	I 4 DESIGN LLC	NONMINORITY MALE	\$8,000.00	2004	PROFESSIONAL SERVICES
39803	I 4 DESIGN LLC	NONMINORITY MALE	\$2,222.24	2003	PROFESSIONAL SERVICES
38370	I 4 DESIGN LLC	NONMINORITY MALE	\$389.86	2003	PROFESSIONAL SERVICES
34852	I 4 DESIGN LLC	NONMINORITY MALE	\$865.60	2003	PROFESSIONAL SERVICES
35620	I 4 DESIGN LLC	NONMINORITY MALE	\$216.40	2003	PROFESSIONAL SERVICES
8118	I 4 DESIGN LLC	NONMINORITY MALE	\$1,700.00	2004	PROFESSIONAL SERVICES
39082	I 4 DESIGN LLC	NONMINORITY MALE	\$255.00	2003	PROFESSIONAL SERVICES
32961	I 4 DESIGN LLC	NONMINORITY MALE	\$638.89	2003	PROFESSIONAL SERVICES
9186	I 4 DESIGN LLC	NONMINORITY MALE	\$3,250.00	2004	PROFESSIONAL SERVICES
10960	I 4 DESIGN LLC	NONMINORITY MALE	\$892.50	2004	PROFESSIONAL SERVICES
10007	I 4 DESIGN LLC	NONMINORITY MALE	\$255.00	2004	PROFESSIONAL SERVICES
31621	I 4 DESIGN LLC	NONMINORITY MALE	\$2,555.56	2003	PROFESSIONAL SERVICES
31575	I 4 DESIGN LLC	NONMINORITY MALE	\$2,555.55	2003	PROFESSIONAL SERVICES
41661	IMAGE REPRODUCTIONS		\$1,065.00	2005	PROFESSIONAL SERVICES
4577	IMAGE REPRODUCTIONS		\$525.00	2004	PROFESSIONAL SERVICES
15890	IMAGE REPRODUCTIONS		\$5,288.82	2005	PROFESSIONAL SERVICES
41067	IMAGE REPRODUCTIONS		\$54,539.10	2005	PROFESSIONAL SERVICES
35972	IMAGING TECHNOLOGIES SERVICES INC	NONMINORITY MALE	\$420.13	2003	PROFESSIONAL SERVICES
41291	IMAGING TECHNOLOGIES SERVICES INC	NONMINORITY MALE	\$165.00	2005	PROFESSIONAL SERVICES
2560	IMAGING TECHNOLOGIES SERVICES INC	NONMINORITY MALE	\$207.08	2004	PROFESSIONAL SERVICES
38828	IMAGING TECHNOLOGIES SERVICES INC	NONMINORITY MALE	\$28,120.00	2003	PROFESSIONAL SERVICES
2235	IMAGING TECHNOLOGIES SERVICES INC	NONMINORITY MALE	\$3,466.26	2004	PROFESSIONAL SERVICES
15619	IMAGING TECHNOLOGIES SERVICES INC	NONMINORITY MALE	\$572.20	2005	PROFESSIONAL SERVICES
17363	IMAGING TECHNOLOGIES SERVICES INC	NONMINORITY MALE	\$302.64	2005	PROFESSIONAL SERVICES
14584	INDESIGN FIRM INC		\$1,573.00	2004	PROFESSIONAL SERVICES
13358	INDUS UTILITY SYSTEMS INC		\$300,000.00	2004	PROFESSIONAL SERVICES
34867	INDUS UTILITY SYSTEMS INC		\$90,074.00	2003	PROFESSIONAL SERVICES
39081	INDUS UTILITY SYSTEMS INC		\$5,000.00	2003	PROFESSIONAL SERVICES
38287	INDUS UTILITY SYSTEMS INC		\$100,000.00	2003	PROFESSIONAL SERVICES
22153	INDUS UTILITY SYSTEMS INC		\$187,000.00	2005	PROFESSIONAL SERVICES
41510	INDUS UTILITY SYSTEMS INC		\$75,000.30	2005	PROFESSIONAL SERVICES

PROFESSIONAL SERVICES CONTRACTS

PURCHASE ORDER #	VENDOR NAME	ETHNICITY	AWARD AMOUNT	FY	BUSINESS CATEGORY
11545	INDUS UTILITY SYSTEMS INC		\$7,982.50	2004	PROFESSIONAL SERVICES
27111	INDUSTRIAL WASTE SERVICE INC		\$94,460.00	2005	PROFESSIONAL SERVICES
32558	J CHRISTOPHER MILLS LLC		\$243.75	2003	PROFESSIONAL SERVICES
34481	J STEEDLEY BOGAN LAW FIRM		\$8,800.00	2003	PROFESSIONAL SERVICES
12030	J STEEDLEY BOGAN LAW FIRM		\$9,000.00	2004	PROFESSIONAL SERVICES
29206	J STEEDLEY BOGAN LAW FIRM		\$9,600.00	2003	PROFESSIONAL SERVICES
40397	J STEEDLEY BOGAN LAW FIRM		\$900.00	2003	PROFESSIONAL SERVICES
61	J STEEDLEY BOGAN LAW FIRM		\$15,600.00	2004	PROFESSIONAL SERVICES
21146	J W HUNT & CO LLP		\$30,000.00	2005	PROFESSIONAL SERVICES
21115	J W HUNT & CO LLP		\$2,700.00	2005	PROFESSIONAL SERVICES
41482	J W HUNT & CO LLP		\$77,085.00	2005	PROFESSIONAL SERVICES
6996	J W HUNT & CO LLP		\$45,000.00	2004	PROFESSIONAL SERVICES
13031	J W HUNT & CO LLP		\$18,865.00	2004	PROFESSIONAL SERVICES
13073	J W HUNT & CO LLP		\$12,030.00	2004	PROFESSIONAL SERVICES
13110	J W HUNT & CO LLP		\$19,985.00	2004	PROFESSIONAL SERVICES
38979	J W HUNT & CO LLP		\$17,525.00	2003	PROFESSIONAL SERVICES
36521	J W HUNT & CO LLP		\$2,400.00	2003	PROFESSIONAL SERVICES
32051	J W HUNT & CO LLP		\$4,240.00	2003	PROFESSIONAL SERVICES
38312	J W HUNT & CO LLP		\$1,500.00	2003	PROFESSIONAL SERVICES
36572	J W HUNT & CO LLP		\$45,000.00	2003	PROFESSIONAL SERVICES
38311	J W HUNT & CO LLP		\$9,200.00	2003	PROFESSIONAL SERVICES
13141	J W HUNT & CO LLP		\$4,315.00	2004	PROFESSIONAL SERVICES
39084	J W HUNT & CO LLP		\$3,900.00	2003	PROFESSIONAL SERVICES
13455	J W HUNT & CO LLP		\$2,387.25	2004	PROFESSIONAL SERVICES
38310	J W HUNT & CO LLP		\$22,355.00	2003	PROFESSIONAL SERVICES
6020	JANET LLEVEQUE COURT REPORTING DBA J LEVEQUE COURT REPORTING		\$214.40	2004	PROFESSIONAL SERVICES
18201	JANSEN, D JOHN JR	NONMINORITY MALE	\$16,965.00	2005	PROFESSIONAL SERVICES
15304	JANSEN, D JOHN JR	NONMINORITY MALE	\$7,540.00	2005	PROFESSIONAL SERVICES
14882	JANSEN, D JOHN JR	NONMINORITY MALE	\$16,965.00	2005	PROFESSIONAL SERVICES
14192	JOENATHAN CHAPLIN ESQUIRE		\$773.57	2004	PROFESSIONAL SERVICES
4075	JOHNSON TOAL BATTISTE PA	AFRICAN AMERICAN	\$4,911.82	2004	PROFESSIONAL SERVICES
20895	JOHNSON TOAL BATTISTE PA	AFRICAN AMERICAN	\$6,000.00	2005	PROFESSIONAL SERVICES

PROFESSIONAL SERVICES CONTRACTS

PURCHASE ORDER #	VENDOR NAME	ETHNICITY	AWARD AMOUNT	FY	BUSINESS CATEGORY
5497	JONES, KAYIN C		\$1,200.00	2004	PROFESSIONAL SERVICES
3783	JONES, KAYIN C		\$1,775.00	2004	PROFESSIONAL SERVICES
2127	JONES, KAYIN C		\$3,076.00	2004	PROFESSIONAL SERVICES
21162	JORDAN JONES & GOULDING INC		\$16,525.00	2005	PROFESSIONAL SERVICES
7383	KELLI KLINE ASSOC		\$1,500.00	2004	PROFESSIONAL SERVICES
27058	KELLI KLINE ASSOC		\$5,500.00	2005	PROFESSIONAL SERVICES
3621	KELLI KLINE ASSOC		\$6,000.00	2004	PROFESSIONAL SERVICES
19422	KENNEDY WATSON MCKINNEY & ASSOC INC		\$1,250.00	2005	PROFESSIONAL SERVICES
13604	KENNEDY, AZURDEE		\$382.50	2004	PROFESSIONAL SERVICES
10354	KENNEDY, AZURDEE		\$390.00	2004	PROFESSIONAL SERVICES
15102	KENNEDY, AZURDEE		\$375.00	2005	PROFESSIONAL SERVICES
4696	KENNEDY, AZURDEE		\$285.00	2004	PROFESSIONAL SERVICES
17313	KENNEDY, AZURDEE		\$367.50	2005	PROFESSIONAL SERVICES
3190	KENNEDY, AZURDEE		\$285.00	2004	PROFESSIONAL SERVICES
18443	KENNEDY, AZURDEE		\$397.50	2005	PROFESSIONAL SERVICES
5607	KENNEDY, AZURDEE		\$315.00	2004	PROFESSIONAL SERVICES
1069	KENNEDY, AZURDEE		\$360.00	2004	PROFESSIONAL SERVICES
1808	KENNEDY, AZURDEE		\$420.00	2004	PROFESSIONAL SERVICES
8842	KENNEDY, AZURDEE		\$450.00	2004	PROFESSIONAL SERVICES
4136	KENNEDY, AZURDEE		\$225.00	2004	PROFESSIONAL SERVICES
11897	KENNEDY, AZURDEE		\$270.00	2004	PROFESSIONAL SERVICES
6759	KENNEDY, AZURDEE		\$495.00	2004	PROFESSIONAL SERVICES
7762	KENNEDY, AZURDEE		\$480.00	2004	PROFESSIONAL SERVICES
11085	KENNEDY, AZURDEE		\$307.50	2004	PROFESSIONAL SERVICES
39241	KENNEDY, AZURDEE		\$390.00	2003	PROFESSIONAL SERVICES
31641	KENNEDY, AZURDEE		\$210.00	2003	PROFESSIONAL SERVICES
40404	KENNEDY, AZURDEE		\$397.50	2003	PROFESSIONAL SERVICES
31569	KENNEDY, AZURDEE		\$427.50	2003	PROFESSIONAL SERVICES
37112	KENNEDY, AZURDEE		\$330.00	2003	PROFESSIONAL SERVICES
34463	KENNEDY, AZURDEE		\$502.50	2003	PROFESSIONAL SERVICES
30840	KENNEDY, AZURDEE		\$375.00	2003	PROFESSIONAL SERVICES
38114	KENNEDY, AZURDEE		\$315.00	2003	PROFESSIONAL SERVICES

PROFESSIONAL SERVICES CONTRACTS

PURCHASE ORDER #	VENDOR NAME	ETHNICITY	AWARD AMOUNT	FY	BUSINESS CATEGORY
20471	KENNEDY, AZURDEE		\$555.00	2005	PROFESSIONAL SERVICES
35242	KENNEDY, AZURDEE		\$337.50	2003	PROFESSIONAL SERVICES
36219	KENNEDY, AZURDEE		\$337.50	2003	PROFESSIONAL SERVICES
21611	KENNEDY, AZURDEE		\$495.00	2005	PROFESSIONAL SERVICES
33077	KENNEDY, AZURDEE		\$240.00	2003	PROFESSIONAL SERVICES
27584	KENNEDY, AZURDEE		\$360.00	2005	PROFESSIONAL SERVICES
30496	KENNEDY, AZURDEE		\$457.50	2003	PROFESSIONAL SERVICES
25390	KIRBY SMITH, MARIA J		\$5,775.00	2005	PROFESSIONAL SERVICES
10845	LAW OFFICES OF A RANDOLPH HOUGH PA		\$100.50	2004	PROFESSIONAL SERVICES
10980	LAW OFFICES OF A RANDOLPH HOUGH PA		\$805.88	2004	PROFESSIONAL SERVICES
11945	LEFEBVRE CVR, CAROL L		\$1,121.25	2004	PROFESSIONAL SERVICES
35969	LENELL GETER ENTREPRISES	AFRICAN AMERICAN	\$500.00	2003	PROFESSIONAL SERVICES
41502	LEXIS NEXIS		\$990.04	2005	PROFESSIONAL SERVICES
37668	LEXIS NEXIS		\$952.35	2003	PROFESSIONAL SERVICES
33920	LEXIS NEXIS		\$952.35	2003	PROFESSIONAL SERVICES
34742	LEXIS NEXIS		\$952.35	2003	PROFESSIONAL SERVICES
21932	LEXIS NEXIS		\$371.39	2005	PROFESSIONAL SERVICES
33130	LEXIS NEXIS		\$952.35	2003	PROFESSIONAL SERVICES
26285	LEXIS NEXIS		\$980.70	2005	PROFESSIONAL SERVICES
22515	LEXIS NEXIS		\$453.35	2005	PROFESSIONAL SERVICES
38417	LEXIS NEXIS		\$952.35	2003	PROFESSIONAL SERVICES
24835	LEXIS NEXIS		\$980.71	2005	PROFESSIONAL SERVICES
35190	LEXIS NEXIS		\$412.65	2003	PROFESSIONAL SERVICES
35216	LEXIS NEXIS		\$336.26	2003	PROFESSIONAL SERVICES
36554	LEXIS NEXIS		\$952.35	2003	PROFESSIONAL SERVICES
35617	LEXIS NEXIS		\$952.35	2003	PROFESSIONAL SERVICES
40357	LEXIS NEXIS		\$1,036.35	2003	PROFESSIONAL SERVICES
23869	LEXIS NEXIS		\$980.70	2005	PROFESSIONAL SERVICES
22522	LEXIS NEXIS		\$980.70	2005	PROFESSIONAL SERVICES
21726	LEXIS NEXIS		\$980.70	2005	PROFESSIONAL SERVICES
31652	LEXIS NEXIS		\$697.89	2003	PROFESSIONAL SERVICES
39474	LEXIS NEXIS		\$952.35	2003	PROFESSIONAL SERVICES

PROFESSIONAL SERVICES CONTRACTS

PURCHASE ORDER #	VENDOR NAME	ETHNICITY	AWARD AMOUNT	FY	BUSINESS CATEGORY
27377	LEXIS NEXIS		\$980.70	2005	PROFESSIONAL SERVICES
5938	LIGON, DAN J	NONMINORITY MALE	\$870.00	2004	PROFESSIONAL SERVICES
1223	LONGS MILLWOOD DRUG INC		\$1,350.00	2004	PROFESSIONAL SERVICES
29902	LONGS MILLWOOD DRUG INC		\$1,500.00	2003	PROFESSIONAL SERVICES
15602	LORRIS ENVIRONMENTAL INC		\$1,416.25	2005	PROFESSIONAL SERVICES
13404	LORRIS ENVIRONMENTAL INC		\$1,350.00	2004	PROFESSIONAL SERVICES
25282	LORRIS ENVIRONMENTAL INC		\$1,395.00	2005	PROFESSIONAL SERVICES
17245	LORRIS ENVIRONMENTAL INC		\$1,416.25	2005	PROFESSIONAL SERVICES
20013	LOUTHIAN LAW FIRM		\$36,066.38	2005	PROFESSIONAL SERVICES
27104	LOUTHIAN LAW FIRM		\$15,000.00	2005	PROFESSIONAL SERVICES
12182	M D TECHNOLOGIES	AFRICAN AMERICAN	\$3,883.47	2004	PROFESSIONAL SERVICES
24428	M D TECHNOLOGIES	AFRICAN AMERICAN	\$158.00	2005	PROFESSIONAL SERVICES
10194	M D TECHNOLOGIES	AFRICAN AMERICAN	\$2,560.00	2004	PROFESSIONAL SERVICES
24427	M D TECHNOLOGIES	AFRICAN AMERICAN	\$1,560.00	2005	PROFESSIONAL SERVICES
11408	M D TECHNOLOGIES	AFRICAN AMERICAN	\$2,535.90	2004	PROFESSIONAL SERVICES
11133	M D TECHNOLOGIES	AFRICAN AMERICAN	\$158.00	2004	PROFESSIONAL SERVICES
6679	M D TECHNOLOGIES	AFRICAN AMERICAN	\$1,680.00	2004	PROFESSIONAL SERVICES
10234	M D TECHNOLOGIES	AFRICAN AMERICAN	\$440.00	2004	PROFESSIONAL SERVICES
12102	M D TECHNOLOGIES	AFRICAN AMERICAN	\$2,430.94	2004	PROFESSIONAL SERVICES
15142	M D TECHNOLOGIES	AFRICAN AMERICAN	\$827.00	2005	PROFESSIONAL SERVICES
15140	M D TECHNOLOGIES	AFRICAN AMERICAN	\$1,320.00	2005	PROFESSIONAL SERVICES
15040	M D TECHNOLOGIES	AFRICAN AMERICAN	\$243.78	2005	PROFESSIONAL SERVICES
10110	M D TECHNOLOGIES	AFRICAN AMERICAN	\$1,153.23	2004	PROFESSIONAL SERVICES
25024	M D TECHNOLOGIES	AFRICAN AMERICAN	\$801.50	2005	PROFESSIONAL SERVICES
25111	M D TECHNOLOGIES	AFRICAN AMERICAN	\$593.99	2005	PROFESSIONAL SERVICES
15143	M D TECHNOLOGIES	AFRICAN AMERICAN	\$138.00	2005	PROFESSIONAL SERVICES
6104	M D TECHNOLOGIES	AFRICAN AMERICAN	\$3,480.00	2004	PROFESSIONAL SERVICES
10987	M D TECHNOLOGIES	AFRICAN AMERICAN	\$1,448.64	2004	PROFESSIONAL SERVICES
16675	M D TECHNOLOGIES	AFRICAN AMERICAN	\$620.00	2005	PROFESSIONAL SERVICES
23687	M D TECHNOLOGIES	AFRICAN AMERICAN	\$138.00	2005	PROFESSIONAL SERVICES
10899	M D TECHNOLOGIES	AFRICAN AMERICAN	\$1,440.00	2004	PROFESSIONAL SERVICES
5934	M D TECHNOLOGIES	AFRICAN AMERICAN	\$1,190.75	2004	PROFESSIONAL SERVICES

PROFESSIONAL SERVICES CONTRACTS

PURCHASE ORDER #	VENDOR NAME	ETHNICITY	AWARD AMOUNT	FY	BUSINESS CATEGORY
10898	M D TECHNOLOGIES	AFRICAN AMERICAN	\$3,260.19	2004	PROFESSIONAL SERVICES
2209	M D TECHNOLOGIES	AFRICAN AMERICAN	\$1,029.00	2004	PROFESSIONAL SERVICES
6336	M D TECHNOLOGIES	AFRICAN AMERICAN	\$1,154.00	2004	PROFESSIONAL SERVICES
2208	M D TECHNOLOGIES	AFRICAN AMERICAN	\$1,205.00	2004	PROFESSIONAL SERVICES
24416	M D TECHNOLOGIES	AFRICAN AMERICAN	\$825.00	2005	PROFESSIONAL SERVICES
1045	M D TECHNOLOGIES	AFRICAN AMERICAN	\$2,310.50	2004	PROFESSIONAL SERVICES
10755	M D TECHNOLOGIES	AFRICAN AMERICAN	\$2,186.09	2004	PROFESSIONAL SERVICES
10754	M D TECHNOLOGIES	AFRICAN AMERICAN	\$239.00	2004	PROFESSIONAL SERVICES
15914	M D TECHNOLOGIES	AFRICAN AMERICAN	\$748.75	2005	PROFESSIONAL SERVICES
15902	M D TECHNOLOGIES	AFRICAN AMERICAN	\$451.20	2005	PROFESSIONAL SERVICES
15901	M D TECHNOLOGIES	AFRICAN AMERICAN	\$218.00	2005	PROFESSIONAL SERVICES
25578	M D TECHNOLOGIES	AFRICAN AMERICAN	\$568.85	2005	PROFESSIONAL SERVICES
10406	M D TECHNOLOGIES	AFRICAN AMERICAN	\$3,120.00	2004	PROFESSIONAL SERVICES
16207	M D TECHNOLOGIES	AFRICAN AMERICAN	\$226.97	2005	PROFESSIONAL SERVICES
41387	M D TECHNOLOGIES	AFRICAN AMERICAN	\$594.00	2005	PROFESSIONAL SERVICES
27559	M D TECHNOLOGIES	AFRICAN AMERICAN	\$2,488.22	2005	PROFESSIONAL SERVICES
8547	M D TECHNOLOGIES	AFRICAN AMERICAN	\$3,661.48	2004	PROFESSIONAL SERVICES
41305	M D TECHNOLOGIES	AFRICAN AMERICAN	\$2,160.00	2005	PROFESSIONAL SERVICES
26501	M D TECHNOLOGIES	AFRICAN AMERICAN	\$2,061.29	2005	PROFESSIONAL SERVICES
26512	M D TECHNOLOGIES	AFRICAN AMERICAN	\$2,520.00	2005	PROFESSIONAL SERVICES
13469	M D TECHNOLOGIES	AFRICAN AMERICAN	\$89.00	2004	PROFESSIONAL SERVICES
26630	M D TECHNOLOGIES	AFRICAN AMERICAN	\$1,180.00	2005	PROFESSIONAL SERVICES
26683	M D TECHNOLOGIES	AFRICAN AMERICAN	\$800.00	2005	PROFESSIONAL SERVICES
27200	M D TECHNOLOGIES	AFRICAN AMERICAN	\$480.00	2005	PROFESSIONAL SERVICES
13234	M D TECHNOLOGIES	AFRICAN AMERICAN	\$960.00	2004	PROFESSIONAL SERVICES
27214	M D TECHNOLOGIES	AFRICAN AMERICAN	\$2,580.51	2005	PROFESSIONAL SERVICES
41327	M D TECHNOLOGIES	AFRICAN AMERICAN	\$2,880.00	2005	PROFESSIONAL SERVICES
9199	M D TECHNOLOGIES	AFRICAN AMERICAN	\$655.18	2004	PROFESSIONAL SERVICES
13120	M D TECHNOLOGIES	AFRICAN AMERICAN	\$4,897.15	2004	PROFESSIONAL SERVICES
41358	M D TECHNOLOGIES	AFRICAN AMERICAN	\$596.00	2005	PROFESSIONAL SERVICES
41359	M D TECHNOLOGIES	AFRICAN AMERICAN	\$200.00	2005	PROFESSIONAL SERVICES
41372	M D TECHNOLOGIES	AFRICAN AMERICAN	\$2,040.00	2005	PROFESSIONAL SERVICES

PROFESSIONAL SERVICES CONTRACTS

PURCHASE ORDER #	VENDOR NAME	ETHNICITY	AWARD AMOUNT	FY	BUSINESS CATEGORY
27039	M D TECHNOLOGIES	AFRICAN AMERICAN	\$2,709.00	2005	PROFESSIONAL SERVICES
9484	M D TECHNOLOGIES	AFRICAN AMERICAN	\$1,081.12	2004	PROFESSIONAL SERVICES
12988	M D TECHNOLOGIES	AFRICAN AMERICAN	\$3,180.00	2004	PROFESSIONAL SERVICES
26684	M D TECHNOLOGIES	AFRICAN AMERICAN	\$227.00	2005	PROFESSIONAL SERVICES
26169	M D TECHNOLOGIES	AFRICAN AMERICAN	\$3,751.72	2005	PROFESSIONAL SERVICES
10109	M D TECHNOLOGIES	AFRICAN AMERICAN	\$263.00	2004	PROFESSIONAL SERVICES
7608	M D TECHNOLOGIES	AFRICAN AMERICAN	\$440.00	2004	PROFESSIONAL SERVICES
9563	M D TECHNOLOGIES	AFRICAN AMERICAN	\$2,280.00	2004	PROFESSIONAL SERVICES
25591	M D TECHNOLOGIES	AFRICAN AMERICAN	\$278.00	2005	PROFESSIONAL SERVICES
1324	M D TECHNOLOGIES	AFRICAN AMERICAN	\$2,068.00	2004	PROFESSIONAL SERVICES
7969	M D TECHNOLOGIES	AFRICAN AMERICAN	\$4,057.14	2004	PROFESSIONAL SERVICES
7970	M D TECHNOLOGIES	AFRICAN AMERICAN	\$972.02	2004	PROFESSIONAL SERVICES
25861	M D TECHNOLOGIES	AFRICAN AMERICAN	\$164.73	2005	PROFESSIONAL SERVICES
26500	M D TECHNOLOGIES	AFRICAN AMERICAN	\$320.00	2005	PROFESSIONAL SERVICES
25974	M D TECHNOLOGIES	AFRICAN AMERICAN	\$2,601.20	2005	PROFESSIONAL SERVICES
25287	M D TECHNOLOGIES	AFRICAN AMERICAN	\$510.17	2005	PROFESSIONAL SERVICES
12623	M D TECHNOLOGIES	AFRICAN AMERICAN	\$564.00	2004	PROFESSIONAL SERVICES
12624	M D TECHNOLOGIES	AFRICAN AMERICAN	\$1,807.00	2004	PROFESSIONAL SERVICES
14070	M D TECHNOLOGIES	AFRICAN AMERICAN	\$4,701.26	2004	PROFESSIONAL SERVICES
8389	M D TECHNOLOGIES	AFRICAN AMERICAN	\$1,015.23	2004	PROFESSIONAL SERVICES
13966	M D TECHNOLOGIES	AFRICAN AMERICAN	\$1,053.99	2004	PROFESSIONAL SERVICES
8432	M D TECHNOLOGIES	AFRICAN AMERICAN	\$4,486.69	2004	PROFESSIONAL SERVICES
16711	M D TECHNOLOGIES	AFRICAN AMERICAN	\$599.00	2005	PROFESSIONAL SERVICES
26499	M D TECHNOLOGIES	AFRICAN AMERICAN	\$836.32	2005	PROFESSIONAL SERVICES
13895	M D TECHNOLOGIES	AFRICAN AMERICAN	\$5,340.00	2004	PROFESSIONAL SERVICES
25956	M D TECHNOLOGIES	AFRICAN AMERICAN	\$340.00	2005	PROFESSIONAL SERVICES
18174	M D TECHNOLOGIES	AFRICAN AMERICAN	\$2,163.80	2005	PROFESSIONAL SERVICES
21559	M D TECHNOLOGIES	AFRICAN AMERICAN	\$2,140.00	2005	PROFESSIONAL SERVICES
21599	M D TECHNOLOGIES	AFRICAN AMERICAN	\$1,891.10	2005	PROFESSIONAL SERVICES
18862	M D TECHNOLOGIES	AFRICAN AMERICAN	\$8,482.89	2005	PROFESSIONAL SERVICES
18687	M D TECHNOLOGIES	AFRICAN AMERICAN	\$7,533.00	2005	PROFESSIONAL SERVICES
18537	M D TECHNOLOGIES	AFRICAN AMERICAN	\$6,250.14	2005	PROFESSIONAL SERVICES

PROFESSIONAL SERVICES CONTRACTS

PURCHASE ORDER #	VENDOR NAME	ETHNICITY	AWARD AMOUNT	FY	BUSINESS CATEGORY
16713	M D TECHNOLOGIES	AFRICAN AMERICAN	\$180.00	2005	PROFESSIONAL SERVICES
4566	M D TECHNOLOGIES	AFRICAN AMERICAN	\$300.00	2004	PROFESSIONAL SERVICES
22563	M D TECHNOLOGIES	AFRICAN AMERICAN	\$585.00	2005	PROFESSIONAL SERVICES
21965	M D TECHNOLOGIES	AFRICAN AMERICAN	\$720.00	2005	PROFESSIONAL SERVICES
2529	M D TECHNOLOGIES	AFRICAN AMERICAN	\$666.00	2004	PROFESSIONAL SERVICES
18169	M D TECHNOLOGIES	AFRICAN AMERICAN	\$5,695.09	2005	PROFESSIONAL SERVICES
4614	M D TECHNOLOGIES	AFRICAN AMERICAN	\$378.00	2004	PROFESSIONAL SERVICES
2453	M D TECHNOLOGIES	AFRICAN AMERICAN	\$576.00	2004	PROFESSIONAL SERVICES
17851	M D TECHNOLOGIES	AFRICAN AMERICAN	\$1,815.29	2005	PROFESSIONAL SERVICES
17709	M D TECHNOLOGIES	AFRICAN AMERICAN	\$3,524.46	2005	PROFESSIONAL SERVICES
17706	M D TECHNOLOGIES	AFRICAN AMERICAN	\$200.95	2005	PROFESSIONAL SERVICES
17651	M D TECHNOLOGIES	AFRICAN AMERICAN	\$1,733.90	2005	PROFESSIONAL SERVICES
21964	M D TECHNOLOGIES	AFRICAN AMERICAN	\$638.00	2005	PROFESSIONAL SERVICES
19751	M D TECHNOLOGIES	AFRICAN AMERICAN	\$89.00	2005	PROFESSIONAL SERVICES
20181	M D TECHNOLOGIES	AFRICAN AMERICAN	\$1,380.00	2005	PROFESSIONAL SERVICES
2989	M D TECHNOLOGIES	AFRICAN AMERICAN	\$259.00	2004	PROFESSIONAL SERVICES
3080	M D TECHNOLOGIES	AFRICAN AMERICAN	\$1,139.00	2004	PROFESSIONAL SERVICES
20604	M D TECHNOLOGIES	AFRICAN AMERICAN	\$1,488.50	2005	PROFESSIONAL SERVICES
3081	M D TECHNOLOGIES	AFRICAN AMERICAN	\$1,080.00	2004	PROFESSIONAL SERVICES
19888	M D TECHNOLOGIES	AFRICAN AMERICAN	\$3,818.00	2005	PROFESSIONAL SERVICES
19880	M D TECHNOLOGIES	AFRICAN AMERICAN	\$2,667.08	2005	PROFESSIONAL SERVICES
18964	M D TECHNOLOGIES	AFRICAN AMERICAN	\$380.00	2005	PROFESSIONAL SERVICES
3244	M D TECHNOLOGIES	AFRICAN AMERICAN	\$781.17	2004	PROFESSIONAL SERVICES
21327	M D TECHNOLOGIES	AFRICAN AMERICAN	\$2,560.40	2005	PROFESSIONAL SERVICES
20661	M D TECHNOLOGIES	AFRICAN AMERICAN	\$745.00	2005	PROFESSIONAL SERVICES
19505	M D TECHNOLOGIES	AFRICAN AMERICAN	\$1,506.70	2005	PROFESSIONAL SERVICES
19503	M D TECHNOLOGIES	AFRICAN AMERICAN	\$704.90	2005	PROFESSIONAL SERVICES
19502	M D TECHNOLOGIES	AFRICAN AMERICAN	\$429.00	2005	PROFESSIONAL SERVICES
21040	M D TECHNOLOGIES	AFRICAN AMERICAN	\$2,467.00	2005	PROFESSIONAL SERVICES
21041	M D TECHNOLOGIES	AFRICAN AMERICAN	\$109.00	2005	PROFESSIONAL SERVICES
21326	M D TECHNOLOGIES	AFRICAN AMERICAN	\$69.00	2005	PROFESSIONAL SERVICES
21689	M D TECHNOLOGIES	AFRICAN AMERICAN	\$3,895.08	2005	PROFESSIONAL SERVICES

PROFESSIONAL SERVICES CONTRACTS

PURCHASE ORDER #	VENDOR NAME	ETHNICITY	AWARD AMOUNT	FY	BUSINESS CATEGORY
19879	M D TECHNOLOGIES	AFRICAN AMERICAN	\$1,714.68	2005	PROFESSIONAL SERVICES
17440	M D TECHNOLOGIES	AFRICAN AMERICAN	\$756.00	2005	PROFESSIONAL SERVICES
23217	M D TECHNOLOGIES	AFRICAN AMERICAN	\$69.00	2005	PROFESSIONAL SERVICES
23244	M D TECHNOLOGIES	AFRICAN AMERICAN	\$598.50	2005	PROFESSIONAL SERVICES
23216	M D TECHNOLOGIES	AFRICAN AMERICAN	\$723.15	2005	PROFESSIONAL SERVICES
22880	M D TECHNOLOGIES	AFRICAN AMERICAN	\$2,468.06	2005	PROFESSIONAL SERVICES
17439	M D TECHNOLOGIES	AFRICAN AMERICAN	\$1,304.50	2005	PROFESSIONAL SERVICES
17038	M D TECHNOLOGIES	AFRICAN AMERICAN	\$891.40	2005	PROFESSIONAL SERVICES
23276	M D TECHNOLOGIES	AFRICAN AMERICAN	\$3,746.35	2005	PROFESSIONAL SERVICES
5793	M D TECHNOLOGIES	AFRICAN AMERICAN	\$3,550.56	2004	PROFESSIONAL SERVICES
17486	M D TECHNOLOGIES	AFRICAN AMERICAN	\$2,013.72	2005	PROFESSIONAL SERVICES
2311	M D TECHNOLOGIES	AFRICAN AMERICAN	\$2,414.24	2004	PROFESSIONAL SERVICES
33076	MACALEER, DONNA		\$180.00	2003	PROFESSIONAL SERVICES
39240	MACALEER, DONNA		\$220.00	2003	PROFESSIONAL SERVICES
21610	MACALEER, DONNA		\$280.00	2005	PROFESSIONAL SERVICES
34814	MACALEER, DONNA		\$300.00	2003	PROFESSIONAL SERVICES
13603	MACALEER, DONNA		\$260.00	2004	PROFESSIONAL SERVICES
38116	MACALEER, DONNA		\$260.00	2003	PROFESSIONAL SERVICES
1811	MACALEER, DONNA		\$240.00	2004	PROFESSIONAL SERVICES
7764	MACALEER, DONNA		\$200.00	2004	PROFESSIONAL SERVICES
4137	MACALEER, DONNA		\$280.00	2004	PROFESSIONAL SERVICES
4695	MACALEER, DONNA		\$240.00	2004	PROFESSIONAL SERVICES
18442	MACALEER, DONNA		\$260.00	2005	PROFESSIONAL SERVICES
26515	MACALEER, DONNA		\$260.00	2005	PROFESSIONAL SERVICES
17314	MACALEER, DONNA		\$180.00	2005	PROFESSIONAL SERVICES
36220	MACALEER, DONNA		\$300.00	2003	PROFESSIONAL SERVICES
5609	MACALEER, DONNA		\$160.00	2004	PROFESSIONAL SERVICES
8843	MACALEER, DONNA		\$180.00	2004	PROFESSIONAL SERVICES
34464	MACALEER, DONNA		\$220.00	2003	PROFESSIONAL SERVICES
11086	MACALEER, DONNA		\$220.00	2004	PROFESSIONAL SERVICES
1075	MACALEER, DONNA		\$200.00	2004	PROFESSIONAL SERVICES
30495	MACALEER, DONNA		\$220.00	2003	PROFESSIONAL SERVICES

PROFESSIONAL SERVICES CONTRACTS

PURCHASE ORDER #	VENDOR NAME	ETHNICITY	AWARD AMOUNT	FY	BUSINESS CATEGORY
10355	MACALEER, DONNA		\$160.00	2004	PROFESSIONAL SERVICES
6760	MACALEER, DONNA		\$180.00	2004	PROFESSIONAL SERVICES
41486	MACALEER, DONNA		\$240.00	2005	PROFESSIONAL SERVICES
20470	MACALEER, DONNA		\$260.00	2005	PROFESSIONAL SERVICES
11896	MACALEER, DONNA		\$140.00	2004	PROFESSIONAL SERVICES
30841	MACALEER, DONNA		\$120.00	2003	PROFESSIONAL SERVICES
15101	MACALEER, DONNA		\$200.00	2005	PROFESSIONAL SERVICES
31645	MACALEER, DONNA		\$200.00	2003	PROFESSIONAL SERVICES
37113	MACALEER, DONNA		\$240.00	2003	PROFESSIONAL SERVICES
25059	MACALEER, DONNA		\$380.00	2005	PROFESSIONAL SERVICES
40402	MACALEER, DONNA		\$260.00	2003	PROFESSIONAL SERVICES
38939	MARINER GROUP LLC		\$2,771.00	2003	PROFESSIONAL SERVICES
41776	MARK A SMITH PA		\$246,941.95	2005	PROFESSIONAL SERVICES
2386	MARSHALL DODDS CO INC		\$6,000.00	2004	PROFESSIONAL SERVICES
6174	MARSHALL DODDS CO INC		\$1,500.00	2004	PROFESSIONAL SERVICES
29209	MASELLA, ROBERT M P		\$9,200.00	2003	PROFESSIONAL SERVICES
14695	MASELLA, ROBERT M P		\$15,900.00	2005	PROFESSIONAL SERVICES
37805	MASELLA, ROBERT M P		\$4,000.00	2003	PROFESSIONAL SERVICES
41194	MASON, PATRICIA E		\$25.00	2005	PROFESSIONAL SERVICES
12759	MATTHEWS, MELISSA A		\$390.00	2004	PROFESSIONAL SERVICES
42258	MATTHEWS, MELISSA A		\$275.00	2005	PROFESSIONAL SERVICES
15329	MATTHEWS, MELISSA A		\$150.00	2005	PROFESSIONAL SERVICES
32557	MAXIM COMMUNICATIONS GROUP INC	AFRICAN AMERICAN	\$5,465.00	2003	PROFESSIONAL SERVICES
36557	MAXIM COMMUNICATIONS GROUP INC	AFRICAN AMERICAN	\$1,400.00	2003	PROFESSIONAL SERVICES
39145	MAXIM COMMUNICATIONS GROUP INC	AFRICAN AMERICAN	\$3,060.00	2003	PROFESSIONAL SERVICES
39135	MAXIM COMMUNICATIONS GROUP INC	AFRICAN AMERICAN	\$1,675.00	2003	PROFESSIONAL SERVICES
18914	MAXIM COMMUNICATIONS GROUP INC	AFRICAN AMERICAN	\$2,000.32	2005	PROFESSIONAL SERVICES
12904	MAXIM COMMUNICATIONS GROUP INC	AFRICAN AMERICAN	\$5,067.30	2004	PROFESSIONAL SERVICES
13013	MAXIM COMMUNICATIONS GROUP INC	AFRICAN AMERICAN	\$220.50	2004	PROFESSIONAL SERVICES
36102	MAXIM COMMUNICATIONS GROUP INC	AFRICAN AMERICAN	\$4,680.00	2003	PROFESSIONAL SERVICES
18630	MAXIM COMMUNICATIONS GROUP INC	AFRICAN AMERICAN	\$482.50	2005	PROFESSIONAL SERVICES
20889	MAXIM COMMUNICATIONS GROUP INC	AFRICAN AMERICAN	\$490.00	2005	PROFESSIONAL SERVICES

PROFESSIONAL SERVICES CONTRACTS

PURCHASE ORDER #	VENDOR NAME	ETHNICITY	AWARD AMOUNT	FY	BUSINESS CATEGORY
19741	MAXIM COMMUNICATIONS GROUP INC	AFRICAN AMERICAN	\$450.00	2005	PROFESSIONAL SERVICES
34443	MAXIM COMMUNICATIONS GROUP INC	AFRICAN AMERICAN	\$4,909.00	2003	PROFESSIONAL SERVICES
36558	MAXIM COMMUNICATIONS GROUP INC	AFRICAN AMERICAN	\$1,680.00	2003	PROFESSIONAL SERVICES
36559	MAXIM COMMUNICATIONS GROUP INC	AFRICAN AMERICAN	\$1,103.50	2003	PROFESSIONAL SERVICES
25006	MCCUTCHEN, THOMAS E ESQ		\$136,825.75	2005	PROFESSIONAL SERVICES
13043	MCELVEEN & MCELVEEN LAW OFFICES		\$100.00	2004	PROFESSIONAL SERVICES
15936	MCELVEEN & MCELVEEN LAW OFFICES		\$100.00	2005	PROFESSIONAL SERVICES
1290	MCFARLANE & CRAIG PARTNERS		\$13,482.00	2004	PROFESSIONAL SERVICES
15851	MCFARLANE & CRAIG PARTNERS		\$13,482.00	2005	PROFESSIONAL SERVICES
14264	MCFARLANE & CRAIG PARTNERS		\$1,123.50	2004	PROFESSIONAL SERVICES
5185	MCFARLANE & CRAIG PARTNERS		\$181.68	2004	PROFESSIONAL SERVICES
16006	MCINTOSH, STANLEY		\$500.00	2005	PROFESSIONAL SERVICES
14056	MCINTOSH, STANLEY		\$500.00	2004	PROFESSIONAL SERVICES
18620	MCINTOSH, STANLEY		\$260.00	2005	PROFESSIONAL SERVICES
42095	MCINTOSH, STANLEY		\$500.00	2005	PROFESSIONAL SERVICES
5129	MCNAIR LAW FIRM P A		\$45,588.73	2004	PROFESSIONAL SERVICES
20977	MCNAIR LAW FIRM P A		\$65,589.71	2005	PROFESSIONAL SERVICES
9781	MCNAIR LAW FIRM P A		\$10,016.33	2004	PROFESSIONAL SERVICES
22471	MCNAIR LAW FIRM P A		\$3,037.30	2005	PROFESSIONAL SERVICES
6486	MCNAIR LAW FIRM P A		\$26,210.63	2004	PROFESSIONAL SERVICES
39930	MCNAIR LAW FIRM P A		\$1,370.72	2003	PROFESSIONAL SERVICES
7204	MCNAIR LAW FIRM P A		\$5,722.00	2004	PROFESSIONAL SERVICES
12091	MCNAIR LAW FIRM P A		\$471.70	2004	PROFESSIONAL SERVICES
24517	MCNAIR LAW FIRM P A		\$892.43	2005	PROFESSIONAL SERVICES
11304	MCNAIR LAW FIRM P A		\$17,140.74	2004	PROFESSIONAL SERVICES
14587	MCNAIR LAW FIRM P A		\$6,256.79	2004	PROFESSIONAL SERVICES
16767	MCNAIR LAW FIRM P A		\$1,303.50	2005	PROFESSIONAL SERVICES
19539	MCNAIR LAW FIRM P A		\$275.00	2005	PROFESSIONAL SERVICES
3203	MCNAIR LAW FIRM P A		\$1,699.64	2004	PROFESSIONAL SERVICES
12090	MCNAIR LAW FIRM P A		\$10,447.70	2004	PROFESSIONAL SERVICES
13148	MCNAIR LAW FIRM P A		\$555.00	2004	PROFESSIONAL SERVICES
7783	MCNAIR LAW FIRM P A		\$1,312.66	2004	PROFESSIONAL SERVICES

PROFESSIONAL SERVICES CONTRACTS

PURCHASE ORDER #	VENDOR NAME	ETHNICITY	AWARD AMOUNT	FY	BUSINESS CATEGORY
21841	MCNAIR LAW FIRM P A		\$153.95	2005	PROFESSIONAL SERVICES
41696	MGT OF AMERICA INC		\$232,976.00	2005	PROFESSIONAL SERVICES
10424	MIDLANDS BIOMEDICAL SERVICE		\$415.10	2004	PROFESSIONAL SERVICES
19199	MIDLANDS EXAMS & DRUG SCREENINGS INC		\$125.00	2005	PROFESSIONAL SERVICES
30849	MIDLANDS NEUROLOGY & PAIN ASSOC P A		\$28.25	2003	PROFESSIONAL SERVICES
21337	MILLER & FLYNN OPTOMETRISTS		\$25.00	2005	PROFESSIONAL SERVICES
25512	MILLER & VAN EATON P L L C		\$1,185.02	2005	PROFESSIONAL SERVICES
18292	MILLER & VAN EATON P L L C		\$5,827.50	2005	PROFESSIONAL SERVICES
23866	MILLER & VAN EATON P L L C		\$225.00	2005	PROFESSIONAL SERVICES
4195	MILLER & VAN EATON P L L C		\$1,694.25	2004	PROFESSIONAL SERVICES
14970	MILLER & VAN EATON P L L C		\$1,725.50	2005	PROFESSIONAL SERVICES
10740	MILLER & VAN EATON P L L C		\$4,592.87	2004	PROFESSIONAL SERVICES
18753	MILLER & VAN EATON P L L C		\$836.69	2005	PROFESSIONAL SERVICES
16664	MILLER & VAN EATON P L L C		\$1,817.25	2005	PROFESSIONAL SERVICES
20010	MILLER & VAN EATON P L L C		\$2,132.14	2005	PROFESSIONAL SERVICES
6991	MILLER & VAN EATON P L L C		\$674.25	2004	PROFESSIONAL SERVICES
20027	MILLER & VAN EATON P L L C		\$1,463.37	2005	PROFESSIONAL SERVICES
6960	MILLER & VAN EATON P L L C		\$3,690.25	2004	PROFESSIONAL SERVICES
41432	MILLER & VAN EATON P L L C		\$523.30	2005	PROFESSIONAL SERVICES
13642	MILLER & VAN EATON P L L C		\$1,120.50	2004	PROFESSIONAL SERVICES
21698	MILLER & VAN EATON P L L C		\$104.25	2005	PROFESSIONAL SERVICES
8421	MILLER & VAN EATON P L L C		\$4,680.76	2004	PROFESSIONAL SERVICES
9615	MILLER & VAN EATON P L L C		\$1,116.50	2004	PROFESSIONAL SERVICES
7401	MILLER & VAN EATON P L L C		\$4,356.25	2004	PROFESSIONAL SERVICES
27376	MILLER & VAN EATON P L L C		\$455.80	2005	PROFESSIONAL SERVICES
36893	MILLER INTERPRETING SERVICES LLC		\$85.00	2003	PROFESSIONAL SERVICES
35526	MILLER, GERMON M		\$1,514.00	2003	PROFESSIONAL SERVICES
31415	MILLER, GERMON M		\$200.00	2003	PROFESSIONAL SERVICES
31074	MILLER, GERMON M		\$200.00	2003	PROFESSIONAL SERVICES
33455	MILLER, GERMON M		\$500.00	2003	PROFESSIONAL SERVICES
30572	MILLER, GERMON M		\$9,000.00	2003	PROFESSIONAL SERVICES
38107	MILLER, GERMON M		\$200.00	2003	PROFESSIONAL SERVICES



PROFESSIONAL SERVICES CONTRACTS

Appendix A

PURCHASE ORDER #	VENDOR NAME	ETHNICITY	AWARD AMOUNT	FY	BUSINESS CATEGORY
30551	MILLER, GERMON M		\$960.00	2003	PROFESSIONAL SERVICES
30547	MILLER, GERMON M		\$150.00	2003	PROFESSIONAL SERVICES
34668	MILLER, GERMON M		\$200.00	2003	PROFESSIONAL SERVICES
37491	MILLER, GERMON M		\$2,000.00	2003	PROFESSIONAL SERVICES
38106	MILLER, GERMON M		\$1,700.00	2003	PROFESSIONAL SERVICES
33637	MILLER, GERMON M		\$800.00	2003	PROFESSIONAL SERVICES
39729	MOBLEY, JOHN T		\$2,000.00	2003	PROFESSIONAL SERVICES
35927	MOBLEY, JOHN T		\$6,000.00	2003	PROFESSIONAL SERVICES
59	MOBLEY, JOHN T		\$15,600.00	2004	PROFESSIONAL SERVICES
29210	MOBLEY, JOHN T		\$10,000.00	2003	PROFESSIONAL SERVICES
40966	MOBLEY, JOHN T		\$2,500.00	2003	PROFESSIONAL SERVICES
9210	MOBLEY, JOHN T		\$9,000.00	2004	PROFESSIONAL SERVICES
39106	MOLTEN LAMAR PARTNERSHIP		\$700.00	2003	PROFESSIONAL SERVICES
28828	MOORE CORP		\$14,583.48	2003	PROFESSIONAL SERVICES
10743	MOORE, JAHUE ESQ		\$70.40	2004	PROFESSIONAL SERVICES
5854	MOORE, JAHUE ESQ		\$1,025.00	2004	PROFESSIONAL SERVICES
37111	MR TINT INC		\$7,714.00	2003	PROFESSIONAL SERVICES
22548	MR TINT INC		\$1,417.50	2005	PROFESSIONAL SERVICES
39319	MYERS CONSULTING & TRAINING	AFRICAN AMERICAN	\$1,350.00	2003	PROFESSIONAL SERVICES
36610	MYERS CONSULTING & TRAINING	AFRICAN AMERICAN	\$2,400.00	2003	PROFESSIONAL SERVICES
11742	MYERS CONSULTING & TRAINING	AFRICAN AMERICAN	\$900.00	2004	PROFESSIONAL SERVICES
34713	MYERS CONSULTING & TRAINING	AFRICAN AMERICAN	\$1,200.00	2003	PROFESSIONAL SERVICES
37447	MYERS CONSULTING & TRAINING	AFRICAN AMERICAN	\$300.00	2003	PROFESSIONAL SERVICES
32275	MYERS CONSULTING & TRAINING	AFRICAN AMERICAN	\$4,000.00	2003	PROFESSIONAL SERVICES
42222	MYERS CONSULTING & TRAINING	AFRICAN AMERICAN	\$2,400.00	2005	PROFESSIONAL SERVICES
34664	MYERS CONSULTING & TRAINING	AFRICAN AMERICAN	\$350.00	2003	PROFESSIONAL SERVICES
2135	MYERS CONSULTING & TRAINING	AFRICAN AMERICAN	\$5,850.00	2004	PROFESSIONAL SERVICES
40284	MYERS CONSULTING & TRAINING	AFRICAN AMERICAN	\$450.00	2003	PROFESSIONAL SERVICES
20896	NANCY PRICE & HUGH ROGERS ESQ		\$10,500.00	2005	PROFESSIONAL SERVICES
27199	NATIONWIDE TESTING ASSOC INC	NONMINORITY WOMEN	\$377.00	2005	PROFESSIONAL SERVICES
24081	NEELEY APPRAISAL SERVICES		\$75.00	2005	PROFESSIONAL SERVICES
10150	NELSON MULLINS RILEY & SCARBOROUGH LLP		\$8,739.00	2004	PROFESSIONAL SERVICES

PROFESSIONAL SERVICES CONTRACTS

PURCHASE ORDER #	VENDOR NAME	ETHNICITY	AWARD AMOUNT	FY	BUSINESS CATEGORY
6377	NELSON MULLINS RILEY & SCARBOROUGH LLP		\$22,599.68	2004	PROFESSIONAL SERVICES
5337	NELSON MULLINS RILEY & SCARBOROUGH LLP		\$23,262.85	2004	PROFESSIONAL SERVICES
4861	NELSON MULLINS RILEY & SCARBOROUGH LLP		\$58,692.39	2004	PROFESSIONAL SERVICES
7439	NELSON MULLINS RILEY & SCARBOROUGH LLP		\$13,836.50	2004	PROFESSIONAL SERVICES
37065	NELSON MULLINS RILEY & SCARBOROUGH LLP		\$25,000.00	2003	PROFESSIONAL SERVICES
10879	NELSON MULLINS RILEY & SCARBOROUGH LLP		\$19,224.48	2004	PROFESSIONAL SERVICES
1061	NELSON MULLINS RILEY & SCARBOROUGH LLP		\$11,895.40	2004	PROFESSIONAL SERVICES
13781	NELSON MULLINS RILEY & SCARBOROUGH LLP		\$2,153.09	2004	PROFESSIONAL SERVICES
11172	NELSON MULLINS RILEY & SCARBOROUGH LLP		\$21,845.77	2004	PROFESSIONAL SERVICES
12002	NELSON MULLINS RILEY & SCARBOROUGH LLP		\$17,218.70	2004	PROFESSIONAL SERVICES
22680	NEW HORIZONS C L C OF COLUMBIA		\$2,064.00	2005	PROFESSIONAL SERVICES
24527	NEW HORIZONS C L C OF COLUMBIA		\$225.00	2005	PROFESSIONAL SERVICES
24102	NEW HORIZONS C L C OF COLUMBIA		\$1,500.00	2005	PROFESSIONAL SERVICES
30476	NEW HORIZONS C L C OF COLUMBIA		\$600.00	2003	PROFESSIONAL SERVICES
9741	NEXSEN PRUET ADAMS KLEEMEIER LLC		\$500.00	2004	PROFESSIONAL SERVICES
5189	NEXSEN PRUET ADAMS KLEEMEIER LLC		\$169.50	2004	PROFESSIONAL SERVICES
10068	NEXSEN PRUET ADAMS KLEEMEIER LLC		\$2,080.00	2004	PROFESSIONAL SERVICES
14318	NEXSEN PRUET ADAMS KLEEMEIER LLC		\$137.50	2004	PROFESSIONAL SERVICES
2280	NEXSEN PRUET ADAMS KLEEMEIER LLC		\$1,326.60	2004	PROFESSIONAL SERVICES
17674	NEXSEN PRUET ADAMS KLEEMEIER LLC		\$220.00	2005	PROFESSIONAL SERVICES
10091	NEXSEN PRUET ADAMS KLEEMEIER LLC		\$137.50	2004	PROFESSIONAL SERVICES
999	NEXSEN PRUET ADAMS KLEEMEIER LLC		\$1,163.78	2004	PROFESSIONAL SERVICES
10067	NEXSEN PRUET ADAMS KLEEMEIER LLC		\$4,783.78	2004	PROFESSIONAL SERVICES
7437	NEXSEN PRUET ADAMS KLEEMEIER LLC		\$260.00	2004	PROFESSIONAL SERVICES
13916	NEXSEN PRUET ADAMS KLEEMEIER LLC		\$220.00	2004	PROFESSIONAL SERVICES
12933	NEXSEN PRUET ADAMS KLEEMEIER LLC		\$2,175.20	2004	PROFESSIONAL SERVICES
4807	NEXSEN PRUET ADAMS KLEEMEIER LLC		\$75.50	2004	PROFESSIONAL SERVICES
27059	NEXSEN PRUET ADAMS KLEEMEIER LLC		\$313.50	2005	PROFESSIONAL SERVICES
9398	NEXSEN PRUET ADAMS KLEEMEIER LLC		\$3,377.40	2004	PROFESSIONAL SERVICES
9397	NEXSEN PRUET ADAMS KLEEMEIER LLC		\$750.00	2004	PROFESSIONAL SERVICES
18020	NEXSEN PRUET ADAMS KLEEMEIER LLC		\$261.00	2005	PROFESSIONAL SERVICES
19179	NEXSEN PRUET ADAMS KLEEMEIER LLC		\$825.00	2005	PROFESSIONAL SERVICES

PROFESSIONAL SERVICES CONTRACTS

PURCHASE ORDER #	VENDOR NAME	ETHNICITY	AWARD AMOUNT	FY	BUSINESS CATEGORY
41490	NEXSEN PRUET ADAMS KLEEMEIER LLC		\$1,739.80	2005	PROFESSIONAL SERVICES
11242	NEXSEN PRUET ADAMS KLEEMEIER LLC		\$283.80	2004	PROFESSIONAL SERVICES
24408	NEXSEN PRUET ADAMS KLEEMEIER LLC		\$114.00	2005	PROFESSIONAL SERVICES
6990	NEXSEN PRUET ADAMS KLEEMEIER LLC		\$212.50	2004	PROFESSIONAL SERVICES
15243	NEXSEN PRUET ADAMS KLEEMEIER LLC		\$220.00	2005	PROFESSIONAL SERVICES
3241	OBRIEN, MARGUERITE I		\$1,600.00	2004	PROFESSIONAL SERVICES
40100	OBRIEN, MARGUERITE I		\$1,000.00	2003	PROFESSIONAL SERVICES
30554	ODONNELL, MARY E		\$75.00	2003	PROFESSIONAL SERVICES
17266	ODONNELL, MARY E		\$1,400.00	2005	PROFESSIONAL SERVICES
17843	ODONNELL, MARY E		\$1,385.49	2005	PROFESSIONAL SERVICES
37614	OLIVER, BARRY D MD		\$21.50	2003	PROFESSIONAL SERVICES
33505	OPTIMUM COMPUTERS INC		\$75.00	2003	PROFESSIONAL SERVICES
25814	OTIS SPEAK INTERNATIONAL		\$100.00	2005	PROFESSIONAL SERVICES
14518	OUSLEY OBED LEWIS		\$500.00	2004	PROFESSIONAL SERVICES
40974	P H T SERVICES LTD		\$12,750.00	2003	PROFESSIONAL SERVICES
10954	P H T SERVICES LTD		\$14,625.00	2004	PROFESSIONAL SERVICES
35241	P H T SERVICES LTD		\$12,750.00	2003	PROFESSIONAL SERVICES
8501	P H T SERVICES LTD		\$14,625.00	2004	PROFESSIONAL SERVICES
36066	P H T SERVICES LTD		\$16,500.00	2003	PROFESSIONAL SERVICES
38395	P H T SERVICES LTD		\$14,625.00	2003	PROFESSIONAL SERVICES
29929	P H T SERVICES LTD		\$14,625.00	2003	PROFESSIONAL SERVICES
5175	P H T SERVICES LTD		\$14,625.00	2004	PROFESSIONAL SERVICES
1877	P H T SERVICES LTD		\$14,625.00	2004	PROFESSIONAL SERVICES
37955	P J NOBLE & ASSOC INC	AFRICAN AMERICAN	\$39,956.00	2003	PROFESSIONAL SERVICES
33039	PALMETTO COMMUNICATIONS CO		\$348.00	2003	PROFESSIONAL SERVICES
33038	PALMETTO COMMUNICATIONS CO		\$348.00	2003	PROFESSIONAL SERVICES
9402	PALMETTO COUNSELING ASSOC LLC		\$50.00	2004	PROFESSIONAL SERVICES
11558	PALMETTO COUNSELING ASSOC LLC		\$90.00	2004	PROFESSIONAL SERVICES
11568	PALMETTO COUNSELING ASSOC LLC		\$50.00	2004	PROFESSIONAL SERVICES
9122	PALMETTO COUNSELING ASSOC LLC		\$100.00	2004	PROFESSIONAL SERVICES
20643	PALMETTO ENVIRONMENTAL GROUP INC		\$20,780.00	2005	PROFESSIONAL SERVICES
41916	PALMETTO MAINTENANCE & ASSET MANAGEMENT LLC		\$480.00	2005	PROFESSIONAL SERVICES

PROFESSIONAL SERVICES CONTRACTS

PURCHASE ORDER #	VENDOR NAME	ETHNICITY	AWARD AMOUNT	FY	BUSINESS CATEGORY
31245	PALMETTO MAINTENANCE & ASSET MANAGEMENT LLC		\$3,885.00	2003	PROFESSIONAL SERVICES
35515	PALMETTO MAINTENANCE & ASSET MANAGEMENT LLC		\$8,664.25	2003	PROFESSIONAL SERVICES
40013	PALMETTO MAINTENANCE & ASSET MANAGEMENT LLC		\$4,500.00	2003	PROFESSIONAL SERVICES
8552	PALMETTO MAINTENANCE & ASSET MANAGEMENT LLC		\$45,000.00	2004	PROFESSIONAL SERVICES
22789	PALMETTO MAINTENANCE & ASSET MANAGEMENT LLC		\$375.00	2005	PROFESSIONAL SERVICES
17279	PALMETTO MAINTENANCE & ASSET MANAGEMENT LLC		\$3,240.00	2005	PROFESSIONAL SERVICES
38049	PALMETTO MAINTENANCE & ASSET MANAGEMENT LLC		\$3,750.00	2003	PROFESSIONAL SERVICES
11661	PALMETTO PAIN MANAGEMENT		\$15.00	2004	PROFESSIONAL SERVICES
9666	PALMETTO PAIN MANAGEMENT		\$15.00	2004	PROFESSIONAL SERVICES
12503	PALMETTO PAIN MANAGEMENT		\$15.00	2004	PROFESSIONAL SERVICES
38391	PALMETTO REPORTING		\$605.75	2003	PROFESSIONAL SERVICES
17803	PAPER HANGERS INC	NONMINORITY MALE	\$129.20	2005	PROFESSIONAL SERVICES
25174	PAPER HANGERS INC	NONMINORITY MALE	\$124.15	2005	PROFESSIONAL SERVICES
9087	PAPER HANGERS INC	NONMINORITY MALE	\$210.85	2004	PROFESSIONAL SERVICES
7402	PAPER HANGERS INC	NONMINORITY MALE	\$49.90	2004	PROFESSIONAL SERVICES
41495	PAPER HANGERS INC	NONMINORITY MALE	\$103.20	2005	PROFESSIONAL SERVICES
2120	PAPER HANGERS INC	NONMINORITY MALE	\$35.00	2004	PROFESSIONAL SERVICES
17090	PAPER HANGERS INC	NONMINORITY MALE	\$85.75	2005	PROFESSIONAL SERVICES
8397	PAPER HANGERS INC	NONMINORITY MALE	\$35.00	2004	PROFESSIONAL SERVICES
5171	PAPER HANGERS INC	NONMINORITY MALE	\$76.65	2004	PROFESSIONAL SERVICES
14311	PAPER HANGERS INC	NONMINORITY MALE	\$300.00	2004	PROFESSIONAL SERVICES
17906	PAPER HANGERS INC	NONMINORITY MALE	\$50.05	2005	PROFESSIONAL SERVICES
13919	PAPER HANGERS INC	NONMINORITY MALE	\$119.20	2004	PROFESSIONAL SERVICES
8399	PAPER HANGERS INC	NONMINORITY MALE	\$35.00	2004	PROFESSIONAL SERVICES
6636	PAPER HANGERS INC	NONMINORITY MALE	\$42.35	2004	PROFESSIONAL SERVICES
13949	PAPER HANGERS INC	NONMINORITY MALE	\$56.55	2004	PROFESSIONAL SERVICES
22220	PAPER HANGERS INC	NONMINORITY MALE	\$525.00	2005	PROFESSIONAL SERVICES
14962	PAPER HANGERS INC	NONMINORITY MALE	\$35.00	2005	PROFESSIONAL SERVICES
4400	PAPER HANGERS INC	NONMINORITY MALE	\$97.50	2004	PROFESSIONAL SERVICES
19684	PAPER HANGERS INC	NONMINORITY MALE	\$69.85	2005	PROFESSIONAL SERVICES
12510	PAPER HANGERS INC	NONMINORITY MALE	\$51.65	2004	PROFESSIONAL SERVICES
27378	PAPER HANGERS INC	NONMINORITY MALE	\$35.00	2005	PROFESSIONAL SERVICES

PROFESSIONAL SERVICES CONTRACTS

PURCHASE ORDER #	VENDOR NAME	ETHNICITY	AWARD AMOUNT	FY	BUSINESS CATEGORY
29364	PAPER HANGERS INC	NONMINORITY MALE	\$108.50	2003	PROFESSIONAL SERVICES
4394	PAPER HANGERS INC	NONMINORITY MALE	\$500.00	2004	PROFESSIONAL SERVICES
3207	PAPER HANGERS INC	NONMINORITY MALE	\$73.85	2004	PROFESSIONAL SERVICES
3101	PAPER HANGERS INC	NONMINORITY MALE	\$64.95	2004	PROFESSIONAL SERVICES
41436	PAPER HANGERS INC	NONMINORITY MALE	\$69.07	2005	PROFESSIONAL SERVICES
19918	PAPER HANGERS INC	NONMINORITY MALE	\$525.00	2005	PROFESSIONAL SERVICES
41428	PARKER ASSOC INC		\$1,200.00	2005	PROFESSIONAL SERVICES
26904	PARKER ASSOC INC		\$1,500.00	2005	PROFESSIONAL SERVICES
20894	PARKER POE ADAMS & BERNSTEIN LLP		\$3,000.00	2005	PROFESSIONAL SERVICES
30136	PARSONS BRINCKERHOFF QUADE & DOUGLAS INC	NONMINORITY MALE	\$2,716,686.03	2003	PROFESSIONAL SERVICES
23892	PASTEUR MERIEUX CONNAUGHT		\$687.83	2005	PROFESSIONAL SERVICES
211	PEAKE TECHNOLOGIES		\$15,925.02	2004	PROFESSIONAL SERVICES
10709	PEARSON, CHRISTOPHER M		\$178,562.53	2004	PROFESSIONAL SERVICES
38464	PECKNEL MUSIC CO INC		\$2,664.15	2003	PROFESSIONAL SERVICES
9490	PETERSON & PLANTE INT MED		\$46.00	2004	PROFESSIONAL SERVICES
10427	PHILADELPHIA INDUSTRIAL DEVELOPMENT CORP		\$472.50	2004	PROFESSIONAL SERVICES
3551	PHILADELPHIA INDUSTRIAL DEVELOPMENT CORP		\$472.50	2004	PROFESSIONAL SERVICES
41714	PHILADELPHIA INDUSTRIAL DEVELOPMENT CORP		\$450.00	2005	PROFESSIONAL SERVICES
13974	PHILIP URSO SEMINARS		\$380.00	2004	PROFESSIONAL SERVICES
16391	PICKETFENCE COM LLC		\$450.00	2005	PROFESSIONAL SERVICES
14568	PICKETFENCE COM LLC		\$450.00	2004	PROFESSIONAL SERVICES
15397	PICKETFENCE COM LLC		\$450.00	2005	PROFESSIONAL SERVICES
27643	PICKETFENCE COM LLC		\$25.00	2005	PROFESSIONAL SERVICES
16393	PICKETFENCE COM LLC		\$610.00	2005	PROFESSIONAL SERVICES
17495	PICKETFENCE COM LLC		\$2,525.00	2005	PROFESSIONAL SERVICES
31902	PITMAN DATA COMMUNICATIONS INC		\$275.96	2003	PROFESSIONAL SERVICES
33680	POST TRAUMA RESOURCES		\$246.00	2003	PROFESSIONAL SERVICES
23811	POST TRAUMA RESOURCES		\$125.00	2005	PROFESSIONAL SERVICES
10957	POST TRAUMA RESOURCES		\$346.00	2004	PROFESSIONAL SERVICES
34694	POST TRAUMA RESOURCES		\$127.00	2003	PROFESSIONAL SERVICES
31013	POST TRAUMA RESOURCES		\$590.00	2003	PROFESSIONAL SERVICES
9003	POST TRAUMA RESOURCES		\$125.00	2004	PROFESSIONAL SERVICES

PROFESSIONAL SERVICES CONTRACTS

PURCHASE ORDER #	VENDOR NAME	ETHNICITY	AWARD AMOUNT	FY	BUSINESS CATEGORY
12677	POST TRAUMA RESOURCES		\$138.00	2004	PROFESSIONAL SERVICES
31703	POST TRAUMA RESOURCES		\$127.00	2003	PROFESSIONAL SERVICES
18360	POST TRAUMA RESOURCES		\$176.00	2005	PROFESSIONAL SERVICES
540	POWERS, BRUCE LAW		\$500.00	2004	PROFESSIONAL SERVICES
28789	PREMIERE TECHNOLOGIES INC VOICECOM		\$1,920.00	2003	PROFESSIONAL SERVICES
15380	PREMIERE TECHNOLOGIES INC VOICECOM		\$14,500.00	2005	PROFESSIONAL SERVICES
37963	PREMIERE TECHNOLOGIES INC VOICECOM		\$208.01	2003	PROFESSIONAL SERVICES
30460	PREMIERE TECHNOLOGIES INC VOICECOM		\$21.00	2003	PROFESSIONAL SERVICES
29420	PREMIERE TECHNOLOGIES INC VOICECOM		\$21.00	2003	PROFESSIONAL SERVICES
1259	PREMIERE TECHNOLOGIES INC VOICECOM		\$14,500.00	2004	PROFESSIONAL SERVICES
31052	PREMIERE TECHNOLOGIES INC VOICECOM		\$7,200.00	2003	PROFESSIONAL SERVICES
40789	PREMIERE TECHNOLOGIES INC VOICECOM		\$47.25	2003	PROFESSIONAL SERVICES
28797	PREMIERE TECHNOLOGIES INC VOICECOM		\$4,200.00	2003	PROFESSIONAL SERVICES
29802	PREMIERE TECHNOLOGIES INC VOICECOM		\$252.00	2003	PROFESSIONAL SERVICES
30486	PREMIERE TECHNOLOGIES INC VOICECOM		\$265.00	2003	PROFESSIONAL SERVICES
31181	PREMIERE TECHNOLOGIES INC VOICECOM		\$21.00	2003	PROFESSIONAL SERVICES
29412	PREMIERE TECHNOLOGIES INC VOICECOM		\$252.00	2003	PROFESSIONAL SERVICES
21542	PRIESTER ASSOC INC		\$2,075.00	2005	PROFESSIONAL SERVICES
29515	PROMPT DESIGNS	AFRICAN AMERICAN	\$1,012.50	2003	PROFESSIONAL SERVICES
7284	PROMPT DESIGNS	AFRICAN AMERICAN	\$1,806.00	2004	PROFESSIONAL SERVICES
25959	PROVIDENCE ENVIRONMENTAL INC		\$490.00	2005	PROFESSIONAL SERVICES
41937	PROVIDENCE ENVIRONMENTAL INC		\$575.00	2005	PROFESSIONAL SERVICES
18054	PROVIDENCE ENVIRONMENTAL INC		\$1,275.00	2005	PROFESSIONAL SERVICES
35618	PUBLIC POLICY GROUP LLC		\$1,250.00	2003	PROFESSIONAL SERVICES
29392	PUBLIC POLICY GROUP LLC		\$54,064.94	2003	PROFESSIONAL SERVICES
34133	PUBLIC POLICY GROUP LLC		\$2,000.00	2003	PROFESSIONAL SERVICES
1058	PUBLIC POLICY GROUP LLC		\$53,980.00	2004	PROFESSIONAL SERVICES
37467	QORE INC		\$3,600.00	2003	PROFESSIONAL SERVICES
41233	R & R ASSOC ENVIRONMENTAL CO INC		\$144,000.00	2005	PROFESSIONAL SERVICES
8339	RAINEY, JOHN		\$6,929.20	2004	PROFESSIONAL SERVICES
36114	RAINEY, JOHN		\$8,615.25	2003	PROFESSIONAL SERVICES
36113	RAINEY, JOHN		\$2,000.00	2003	PROFESSIONAL SERVICES

PROFESSIONAL SERVICES CONTRACTS

PURCHASE ORDER #	VENDOR NAME	ETHNICITY	AWARD AMOUNT	FY	BUSINESS CATEGORY
37145	RAINEY, JOHN		\$28,825.35	2003	PROFESSIONAL SERVICES
24352	RANDOM DRUG SCREENS INC	AFRICAN AMERICAN	\$15.00	2005	PROFESSIONAL SERVICES
17442	RANDOM DRUG SCREENS INC	AFRICAN AMERICAN	\$22.58	2005	PROFESSIONAL SERVICES
26997	RANDOM DRUG SCREENS INC	AFRICAN AMERICAN	\$20.50	2005	PROFESSIONAL SERVICES
24346	RANDOM DRUG SCREENS INC	AFRICAN AMERICAN	\$289.50	2005	PROFESSIONAL SERVICES
24347	RANDOM DRUG SCREENS INC	AFRICAN AMERICAN	\$117.50	2005	PROFESSIONAL SERVICES
19276	RANDOM DRUG SCREENS INC	AFRICAN AMERICAN	\$127.58	2005	PROFESSIONAL SERVICES
24348	RANDOM DRUG SCREENS INC	AFRICAN AMERICAN	\$50.50	2005	PROFESSIONAL SERVICES
24353	RANDOM DRUG SCREENS INC	AFRICAN AMERICAN	\$20.50	2005	PROFESSIONAL SERVICES
24351	RANDOM DRUG SCREENS INC	AFRICAN AMERICAN	\$50.00	2005	PROFESSIONAL SERVICES
26991	RANDOM DRUG SCREENS INC	AFRICAN AMERICAN	\$20.50	2005	PROFESSIONAL SERVICES
20795	RANDOM DRUG SCREENS INC	AFRICAN AMERICAN	\$259.00	2005	PROFESSIONAL SERVICES
27000	RANDOM DRUG SCREENS INC	AFRICAN AMERICAN	\$15.00	2005	PROFESSIONAL SERVICES
27260	RANDOM DRUG SCREENS INC	AFRICAN AMERICAN	\$198.00	2005	PROFESSIONAL SERVICES
27022	RANDOM DRUG SCREENS INC	AFRICAN AMERICAN	\$50.00	2005	PROFESSIONAL SERVICES
18915	RANDOM DRUG SCREENS INC	AFRICAN AMERICAN	\$132.31	2005	PROFESSIONAL SERVICES
18162	REAL ESTATE APPRAISERS & CONSULTANTS LLC	NONMINORITY MALE	\$2,000.00	2005	PROFESSIONAL SERVICES
16947	REAL ESTATE APPRAISERS & CONSULTANTS LLC	NONMINORITY MALE	\$1,800.00	2005	PROFESSIONAL SERVICES
36115	REAL ESTATE APPRAISERS & CONSULTANTS LLC	NONMINORITY MALE	\$1,241.06	2003	PROFESSIONAL SERVICES
17241	REAL ESTATE APPRAISERS & CONSULTANTS LLC	NONMINORITY MALE	\$1,800.00	2005	PROFESSIONAL SERVICES
16055	REAL ESTATE APPRAISERS & CONSULTANTS LLC	NONMINORITY MALE	\$3,500.00	2005	PROFESSIONAL SERVICES
39471	REAL ESTATE APPRAISERS & CONSULTANTS LLC	NONMINORITY MALE	\$4,000.00	2003	PROFESSIONAL SERVICES
38949	REAL ESTATE APPRAISERS & CONSULTANTS LLC	NONMINORITY MALE	\$100.00	2003	PROFESSIONAL SERVICES
2945	REAL ESTATE APPRAISERS & CONSULTANTS LLC	NONMINORITY MALE	\$800.00	2004	PROFESSIONAL SERVICES
4598	REAL ESTATE APPRAISERS & CONSULTANTS LLC	NONMINORITY MALE	\$1,278.00	2004	PROFESSIONAL SERVICES
5756	REAL ESTATE APPRAISERS & CONSULTANTS LLC	NONMINORITY MALE	\$2,000.00	2004	PROFESSIONAL SERVICES
39421	REAL ESTATE APPRAISERS & CONSULTANTS LLC	NONMINORITY MALE	\$1,500.00	2003	PROFESSIONAL SERVICES
23438	REAL ESTATE APPRAISERS & CONSULTANTS LLC	NONMINORITY MALE	\$250.00	2005	PROFESSIONAL SERVICES
21695	REAL ESTATE APPRAISERS & CONSULTANTS LLC	NONMINORITY MALE	\$1,800.00	2005	PROFESSIONAL SERVICES
2625	REAL ESTATE APPRAISERS & CONSULTANTS LLC	NONMINORITY MALE	\$4,000.00	2004	PROFESSIONAL SERVICES
19310	REAL ESTATE APPRAISERS & CONSULTANTS LLC	NONMINORITY MALE	\$1,800.00	2005	PROFESSIONAL SERVICES
7303	REAL ESTATE APPRAISERS & CONSULTANTS LLC	NONMINORITY MALE	\$800.00	2004	PROFESSIONAL SERVICES

PROFESSIONAL SERVICES CONTRACTS

PURCHASE ORDER #	VENDOR NAME	ETHNICITY	AWARD AMOUNT	FY	BUSINESS CATEGORY
32564	REAL ESTATE APPRAISERS & CONSULTANTS LLC	NONMINORITY MALE	\$1,200.00	2003	PROFESSIONAL SERVICES
26921	REAL ESTATE APPRAISERS & CONSULTANTS LLC	NONMINORITY MALE	\$2,500.00	2005	PROFESSIONAL SERVICES
7505	REAL ESTATE APPRAISERS & CONSULTANTS LLC	NONMINORITY MALE	\$2,196.36	2004	PROFESSIONAL SERVICES
41478	REAL ESTATE APPRAISERS & CONSULTANTS LLC	NONMINORITY MALE	\$4,200.00	2005	PROFESSIONAL SERVICES
27381	REAL ESTATE APPRAISERS & CONSULTANTS LLC	NONMINORITY MALE	\$3,760.13	2005	PROFESSIONAL SERVICES
15855	REAL ESTATE APPRAISERS & CONSULTANTS LLC	NONMINORITY MALE	\$1,800.00	2005	PROFESSIONAL SERVICES
41501	REAL ESTATE APPRAISERS & CONSULTANTS LLC	NONMINORITY MALE	\$4,817.40	2005	PROFESSIONAL SERVICES
32053	REAL ESTATE APPRAISERS & CONSULTANTS LLC	NONMINORITY MALE	\$1,886.00	2003	PROFESSIONAL SERVICES
1846	REAL ESTATE APPRAISERS & CONSULTANTS LLC	NONMINORITY MALE	\$2,000.00	2004	PROFESSIONAL SERVICES
13647	REAL ESTATE APPRAISERS & CONSULTANTS LLC	NONMINORITY MALE	\$250.00	2004	PROFESSIONAL SERVICES
26959	REAL ESTATE APPRAISERS & CONSULTANTS LLC	NONMINORITY MALE	\$2,400.00	2005	PROFESSIONAL SERVICES
14329	REAL ESTATE APPRAISERS & CONSULTANTS LLC	NONMINORITY MALE	\$1,375.00	2004	PROFESSIONAL SERVICES
8416	REAL ESTATE APPRAISERS & CONSULTANTS LLC	NONMINORITY MALE	\$1,003.75	2004	PROFESSIONAL SERVICES
7017	REAL ESTATE APPRAISERS & CONSULTANTS LLC	NONMINORITY MALE	\$800.00	2004	PROFESSIONAL SERVICES
32490	RESOURCE MANAGEMENT SUPPORT SERVICE		\$7,500.00	2003	PROFESSIONAL SERVICES
661	RICE, KIMBERLY M		\$1,400.00	2004	PROFESSIONAL SERVICES
11950	RICHARDSON PLOWDEN CARPENTER & ROBINSON		\$10,000.00	2004	PROFESSIONAL SERVICES
33026	RICHARDSON, JESSE J		\$1,920.00	2003	PROFESSIONAL SERVICES
18797	RICHEY, THOMAS F & EDNA W		\$15,000.00	2005	PROFESSIONAL SERVICES
7128	ROBINETT, G C JR		\$2,050.00	2004	PROFESSIONAL SERVICES
2855	ROBINETT, G C JR		\$1,950.00	2004	PROFESSIONAL SERVICES
42305	ROSEN APPRAISAL ASSOC		\$150.00	2005	PROFESSIONAL SERVICES
34866	S C T UTILITY SYSTEMS INC		\$1,744,687.00	2003	PROFESSIONAL SERVICES
34865	S C T UTILITY SYSTEMS INC		\$5,000.00	2003	PROFESSIONAL SERVICES
39894	SAGACIOUS PARTNERS LLC AKA NEIL MCLEAN		\$95,000.00	2003	PROFESSIONAL SERVICES
15533	SANDS DESIGN INC		\$200.00	2005	PROFESSIONAL SERVICES
13094	SCRIVEN, CORWIN		\$1,200.00	2004	PROFESSIONAL SERVICES
551	SCRIVEN, CORWIN		\$2,000.00	2004	PROFESSIONAL SERVICES
39747	SCRIVEN, CORWIN		\$2,000.00	2003	PROFESSIONAL SERVICES
4031	SEALS, WILLIAM JR		\$3,500.00	2004	PROFESSIONAL SERVICES
27687	SEASE WATCH & CLOCK REPAIR		\$3,150.00	2003	PROFESSIONAL SERVICES
40856	SEASTRUNK ELECTRIC CO		\$2,000.00	2003	PROFESSIONAL SERVICES

PROFESSIONAL SERVICES CONTRACTS

PURCHASE ORDER #	VENDOR NAME	ETHNICITY	AWARD AMOUNT	FY	BUSINESS CATEGORY
8332	SEMAPHORE INC		\$147.50	2004	PROFESSIONAL SERVICES
12900	SHEALY ENVIRONMENTAL SERVICES INC	NONMINORITY MALE	\$143.00	2004	PROFESSIONAL SERVICES
3806	SHEALY ENVIRONMENTAL SERVICES INC	NONMINORITY MALE	\$716.00	2004	PROFESSIONAL SERVICES
37713	SHEALY ENVIRONMENTAL SERVICES INC	NONMINORITY MALE	\$360.00	2003	PROFESSIONAL SERVICES
2050	SHEALY ENVIRONMENTAL SERVICES INC	NONMINORITY MALE	\$1,300.00	2004	PROFESSIONAL SERVICES
19	SHEALY ENVIRONMENTAL SERVICES INC	NONMINORITY MALE	\$6,082.65	2004	PROFESSIONAL SERVICES
16842	SHEALY ENVIRONMENTAL SERVICES INC	NONMINORITY MALE	\$62,890.00	2005	PROFESSIONAL SERVICES
15950	SHEALY ENVIRONMENTAL SERVICES INC	NONMINORITY MALE	\$4,710.00	2005	PROFESSIONAL SERVICES
10422	SHEALY ENVIRONMENTAL SERVICES INC	NONMINORITY MALE	\$288.75	2004	PROFESSIONAL SERVICES
6964	SHEALY ENVIRONMENTAL SERVICES INC	NONMINORITY MALE	\$71,955.45	2004	PROFESSIONAL SERVICES
22790	SIEMENS BUILDING TECHNOLOGIES		\$628.95	2005	PROFESSIONAL SERVICES
4450	SIEMENS ENERGY & AUTOMATION		\$75.00	2004	PROFESSIONAL SERVICES
41082	SIMPLEX GRINNELL LP		\$12,250.00	2005	PROFESSIONAL SERVICES
40016	SIMPLEX GRINNELL LP		\$583.60	2003	PROFESSIONAL SERVICES
16897	SINHA, KAUSHAL K MD PA		\$25.00	2005	PROFESSIONAL SERVICES
41523	SMITH & KEISLER LLC		\$131.25	2005	PROFESSIONAL SERVICES
21256	SMITH, BERNARD		\$800.00	2005	PROFESSIONAL SERVICES
32492	SOUTHERN REALTY DEVELOPMENT CORP		\$6,893.28	2003	PROFESSIONAL SERVICES
5856	SOUTHERN REPORTING INC		\$158.75	2004	PROFESSIONAL SERVICES
33080	SPIEGEL & MCDIARMID	NONMINORITY MALE	\$9,040.64	2003	PROFESSIONAL SERVICES
8415	SPIEGEL & MCDIARMID	NONMINORITY MALE	\$23.40	2004	PROFESSIONAL SERVICES
37622	SPIEGEL & MCDIARMID	NONMINORITY MALE	\$8,915.41	2003	PROFESSIONAL SERVICES
39476	SPIEGEL & MCDIARMID	NONMINORITY MALE	\$2,907.15	2003	PROFESSIONAL SERVICES
15007	SPIEGEL & MCDIARMID	NONMINORITY MALE	\$49.35	2005	PROFESSIONAL SERVICES
31121	SPIEGEL & MCDIARMID	NONMINORITY MALE	\$37,679.55	2003	PROFESSIONAL SERVICES
40589	SPIEGEL & MCDIARMID	NONMINORITY MALE	\$86.70	2003	PROFESSIONAL SERVICES
22079	SPIEGEL & MCDIARMID	NONMINORITY MALE	\$169.95	2005	PROFESSIONAL SERVICES
35250	SPIEGEL & MCDIARMID	NONMINORITY MALE	\$19,554.74	2003	PROFESSIONAL SERVICES
17694	SPIEGEL & MCDIARMID	NONMINORITY MALE	\$74.10	2005	PROFESSIONAL SERVICES
38418	SPIEGEL & MCDIARMID	NONMINORITY MALE	\$252.85	2003	PROFESSIONAL SERVICES
7915	SPIEGEL & MCDIARMID	NONMINORITY MALE	\$79.17	2004	PROFESSIONAL SERVICES
34487	SPIEGEL & MCDIARMID	NONMINORITY MALE	\$3,632.44	2003	PROFESSIONAL SERVICES

PROFESSIONAL SERVICES CONTRACTS

PURCHASE ORDER #	VENDOR NAME	ETHNICITY	AWARD AMOUNT	FY	BUSINESS CATEGORY
33372	SPIEGEL & MCDIARMID	NONMINORITY MALE	\$3,604.68	2003	PROFESSIONAL SERVICES
40156	SPIEGEL & MCDIARMID	NONMINORITY MALE	\$3,069.03	2003	PROFESSIONAL SERVICES
36071	SPIEGEL & MCDIARMID	NONMINORITY MALE	\$5,554.24	2003	PROFESSIONAL SERVICES
31651	SPIEGEL & MCDIARMID	NONMINORITY MALE	\$27,902.14	2003	PROFESSIONAL SERVICES
34753	STANDARD & POORS		\$18,000.00	2003	PROFESSIONAL SERVICES
14678	STANDARD & POORS		\$56,000.00	2004	PROFESSIONAL SERVICES
21874	STANDARD & POORS		\$13,000.00	2005	PROFESSIONAL SERVICES
35206	STANDARD & POORS		\$6,000.00	2003	PROFESSIONAL SERVICES
4151	STANTEC CONSULTING SERVICES INC		\$14,931.25	2004	PROFESSIONAL SERVICES
1019	STATE CAPITOL GROUP LLC		\$18,000.00	2004	PROFESSIONAL SERVICES
29393	STATE CAPITOL GROUP LLC		\$15,000.00	2003	PROFESSIONAL SERVICES
22505	STATE CAPITOL GROUP LLC		\$32,000.00	2005	PROFESSIONAL SERVICES
22390	STATE CAPITOL GROUP LLC		\$9,450.00	2005	PROFESSIONAL SERVICES
15368	STATE CAPITOL GROUP LLC		\$18,000.00	2005	PROFESSIONAL SERVICES
22795	STEADMAN & ASSOC INC		\$423.75	2005	PROFESSIONAL SERVICES
10028	STEPHEN KEITH BENJAMIN P A	AFRICAN AMERICAN	\$1,000.00	2004	PROFESSIONAL SERVICES
4267	STEPHEN KEITH BENJAMIN P A	AFRICAN AMERICAN	\$5,000.00	2004	PROFESSIONAL SERVICES
12092	STEPHEN KEITH BENJAMIN P A	AFRICAN AMERICAN	\$5,000.00	2004	PROFESSIONAL SERVICES
18908	STERLING GARDEN CENTER		\$610.22	2005	PROFESSIONAL SERVICES
24837	STRATAGROWTH PARTNERS LLC		\$900.00	2005	PROFESSIONAL SERVICES
14952	STREATER, BRENDA		\$2,400.00	2005	PROFESSIONAL SERVICES
508	STREATER, BRENDA		\$2,000.00	2004	PROFESSIONAL SERVICES
13768	STREATER, BRENDA		\$1,600.00	2004	PROFESSIONAL SERVICES
39317	STREATER, BRENDA		\$1,600.00	2003	PROFESSIONAL SERVICES
15647	STROM LAW FIRM		\$592.97	2005	PROFESSIONAL SERVICES
41393	SUBER, MAGDA		\$100.00	2005	PROFESSIONAL SERVICES
28800	SUGGS & KELLY LAW CENTER LLC		\$12,000.00	2003	PROFESSIONAL SERVICES
1455	SUGGS & KELLY LAW CENTER LLC		\$12,000.00	2004	PROFESSIONAL SERVICES
15589	SUGGS & KELLY LAW CENTER LLC		\$12,000.00	2005	PROFESSIONAL SERVICES
19861	SUNGARD BI TECH INC		\$354,861.32	2005	PROFESSIONAL SERVICES
32995	SUNGARD BI TECH INC		\$310,845.91	2003	PROFESSIONAL SERVICES
20497	SUNGARD BI TECH INC		\$1,750.00	2005	PROFESSIONAL SERVICES

PROFESSIONAL SERVICES CONTRACTS

PURCHASE ORDER #	VENDOR NAME	ETHNICITY	AWARD AMOUNT	FY	BUSINESS CATEGORY
5939	SUNGARD BI TECH INC		\$1,750.00	2004	PROFESSIONAL SERVICES
17966	SUNGARD BI TECH INC		\$1,500.00	2005	PROFESSIONAL SERVICES
33335	SUNGARD BI TECH INC		\$315,435.70	2003	PROFESSIONAL SERVICES
22048	SUNGARD BI TECH INC		\$3,000.00	2005	PROFESSIONAL SERVICES
6252	SUNGARD BI TECH INC		\$106,291.47	2004	PROFESSIONAL SERVICES
38266	SUNGARD BI TECH INC		\$174,045.00	2003	PROFESSIONAL SERVICES
14483	SUNGARD BI TECH INC		\$75,000.00	2004	PROFESSIONAL SERVICES
20618	SUNGARD BI TECH INC		\$113,840.03	2005	PROFESSIONAL SERVICES
38435	SUNGARD BI TECH INC		\$45,803.78	2003	PROFESSIONAL SERVICES
5535	SUNRISE ENTERPRISE OF COLUMBIA INC	AFRICAN AMERICAN	\$6,424.92	2004	PROFESSIONAL SERVICES
36844	T M P WORLDWIDE INC		\$7,000.00	2003	PROFESSIONAL SERVICES
31880	TESTAMERICA INC		\$9,960.00	2003	PROFESSIONAL SERVICES
29671	TESTAMERICA INC		\$4,685.00	2003	PROFESSIONAL SERVICES
2035	TESTAMERICA INC		\$830.00	2004	PROFESSIONAL SERVICES
3165	TESTAMERICA INC		\$48.00	2004	PROFESSIONAL SERVICES
19907	THOMAS CONSULTING LLC	AFRICAN AMERICAN	\$1,400.00	2005	PROFESSIONAL SERVICES
20302	THOMAS CONSULTING LLC	AFRICAN AMERICAN	\$2,800.00	2005	PROFESSIONAL SERVICES
32025	TIDWELL & ASSOC INC		\$500.00	2003	PROFESSIONAL SERVICES
24025	TIPCO DBA ROSEN APPRAISAL ASSOC		\$600.00	2005	PROFESSIONAL SERVICES
35224	TODD HOLLOWAY & WARD PC		\$200.00	2003	PROFESSIONAL SERVICES
30893	TODD HOLLOWAY & WARD PC		\$200.00	2003	PROFESSIONAL SERVICES
5862	TODD HOLLOWAY & WARD PC		\$525.00	2004	PROFESSIONAL SERVICES
10208	TODD HOLLOWAY & WARD PC		\$250.00	2004	PROFESSIONAL SERVICES
33982	TODD HOLLOWAY & WARD PC		\$150.00	2003	PROFESSIONAL SERVICES
12924	TODD HOLLOWAY & WARD PC		\$200.00	2004	PROFESSIONAL SERVICES
9109	TODD HOLLOWAY & WARD PC		\$150.00	2004	PROFESSIONAL SERVICES
9261	TRELYS VENTURES LLC		\$125,000.00	2004	PROFESSIONAL SERVICES
22582	TRELYS VENTURES LLC		\$62,500.00	2005	PROFESSIONAL SERVICES
41751	TRELYS VENTURES LLC		\$31,250.00	2005	PROFESSIONAL SERVICES
26367	TREN MEDIA GROUP LLC		\$6,535.00	2005	PROFESSIONAL SERVICES
30050	TRIANGLE COMMUNICATIONS		\$3,000.00	2003	PROFESSIONAL SERVICES
2182	TURNER PADGET GRAHAM & LANEY PA		\$84.80	2004	PROFESSIONAL SERVICES

PROFESSIONAL SERVICES CONTRACTS

PURCHASE ORDER #	VENDOR NAME	ETHNICITY	AWARD AMOUNT	FY	BUSINESS CATEGORY
40971	TURNER PADGET GRAHAM & LANEY PA		\$764.18	2003	PROFESSIONAL SERVICES
42193	TURNER PADGET GRAHAM & LANEY PA		\$7,446.90	2005	PROFESSIONAL SERVICES
1215	TURNER PADGET GRAHAM & LANEY PA		\$14.00	2004	PROFESSIONAL SERVICES
40975	TURNER PADGET GRAHAM & LANEY PA		\$1,447.55	2003	PROFESSIONAL SERVICES
40976	TURNER PADGET GRAHAM & LANEY PA		\$1,726.61	2003	PROFESSIONAL SERVICES
32111	TURNER PADGET GRAHAM & LANEY PA		\$57.87	2003	PROFESSIONAL SERVICES
10731	TURNER PADGET GRAHAM & LANEY PA		\$84.70	2004	PROFESSIONAL SERVICES
12320	TURNER PADGET GRAHAM & LANEY PA		\$162.50	2004	PROFESSIONAL SERVICES
29423	TURNER PADGET GRAHAM & LANEY PA		\$500.00	2003	PROFESSIONAL SERVICES
33410	TURNER PADGET GRAHAM & LANEY PA		\$330.80	2003	PROFESSIONAL SERVICES
33409	TURNER PADGET GRAHAM & LANEY PA		\$1,515.37	2003	PROFESSIONAL SERVICES
33339	TURNER PADGET GRAHAM & LANEY PA		\$145.30	2003	PROFESSIONAL SERVICES
33338	TURNER PADGET GRAHAM & LANEY PA		\$594.44	2003	PROFESSIONAL SERVICES
33322	TURNER PADGET GRAHAM & LANEY PA		\$140.70	2003	PROFESSIONAL SERVICES
33134	TURNER PADGET GRAHAM & LANEY PA		\$6,340.93	2003	PROFESSIONAL SERVICES
30189	TURNER PADGET GRAHAM & LANEY PA		\$685.80	2003	PROFESSIONAL SERVICES
33133	TURNER PADGET GRAHAM & LANEY PA		\$1,694.40	2003	PROFESSIONAL SERVICES
33132	TURNER PADGET GRAHAM & LANEY PA		\$71.50	2003	PROFESSIONAL SERVICES
33962	TURNER PADGET GRAHAM & LANEY PA		\$56.40	2003	PROFESSIONAL SERVICES
32554	TURNER PADGET GRAHAM & LANEY PA		\$1,406.60	2003	PROFESSIONAL SERVICES
33963	TURNER PADGET GRAHAM & LANEY PA		\$4,299.48	2003	PROFESSIONAL SERVICES
32110	TURNER PADGET GRAHAM & LANEY PA		\$42.40	2003	PROFESSIONAL SERVICES
3089	TURNER PADGET GRAHAM & LANEY PA		\$50,000.00	2004	PROFESSIONAL SERVICES
30191	TURNER PADGET GRAHAM & LANEY PA		\$326.18	2003	PROFESSIONAL SERVICES
31183	TURNER PADGET GRAHAM & LANEY PA		\$141.40	2003	PROFESSIONAL SERVICES
32107	TURNER PADGET GRAHAM & LANEY PA		\$1,240.16	2003	PROFESSIONAL SERVICES
9664	TURNER PADGET GRAHAM & LANEY PA		\$42.00	2004	PROFESSIONAL SERVICES
31570	TURNER PADGET GRAHAM & LANEY PA		\$9,837.90	2003	PROFESSIONAL SERVICES
30481	TURNER PADGET GRAHAM & LANEY PA		\$1,249.11	2003	PROFESSIONAL SERVICES
31186	TURNER PADGET GRAHAM & LANEY PA		\$1,726.61	2003	PROFESSIONAL SERVICES
31185	TURNER PADGET GRAHAM & LANEY PA		\$168.67	2003	PROFESSIONAL SERVICES
31184	TURNER PADGET GRAHAM & LANEY PA		\$2,097.40	2003	PROFESSIONAL SERVICES

PROFESSIONAL SERVICES CONTRACTS

PURCHASE ORDER #	VENDOR NAME	ETHNICITY	AWARD AMOUNT	FY	BUSINESS CATEGORY
31182	TURNER PADGET GRAHAM & LANEY PA		\$28.00	2003	PROFESSIONAL SERVICES
30190	TURNER PADGET GRAHAM & LANEY PA		\$298.96	2003	PROFESSIONAL SERVICES
5703	TURNER PADGET GRAHAM & LANEY PA		\$939.30	2004	PROFESSIONAL SERVICES
39475	TURNER PADGET GRAHAM & LANEY PA		\$44.70	2003	PROFESSIONAL SERVICES
3730	TURNER PADGET GRAHAM & LANEY PA		\$56.80	2004	PROFESSIONAL SERVICES
3731	TURNER PADGET GRAHAM & LANEY PA		\$238.80	2004	PROFESSIONAL SERVICES
38958	TURNER PADGET GRAHAM & LANEY PA		\$2,675.00	2003	PROFESSIONAL SERVICES
19266	TURNER PADGET GRAHAM & LANEY PA		\$4,758.10	2005	PROFESSIONAL SERVICES
17177	TURNER PADGET GRAHAM & LANEY PA		\$358.08	2005	PROFESSIONAL SERVICES
38944	TURNER PADGET GRAHAM & LANEY PA		\$29.10	2003	PROFESSIONAL SERVICES
37662	TURNER PADGET GRAHAM & LANEY PA		\$15.80	2003	PROFESSIONAL SERVICES
4808	TURNER PADGET GRAHAM & LANEY PA		\$1,220.21	2004	PROFESSIONAL SERVICES
36579	TURNER PADGET GRAHAM & LANEY PA		\$86.40	2003	PROFESSIONAL SERVICES
33915	TURNER PADGET GRAHAM & LANEY PA		\$1,546.39	2003	PROFESSIONAL SERVICES
36577	TURNER PADGET GRAHAM & LANEY PA		\$14.40	2003	PROFESSIONAL SERVICES
6262	TURNER PADGET GRAHAM & LANEY PA		\$982.00	2004	PROFESSIONAL SERVICES
34418	TURNER PADGET GRAHAM & LANEY PA		\$70.00	2003	PROFESSIONAL SERVICES
34419	TURNER PADGET GRAHAM & LANEY PA		\$56.81	2003	PROFESSIONAL SERVICES
34420	TURNER PADGET GRAHAM & LANEY PA		\$961.50	2003	PROFESSIONAL SERVICES
6472	TURNER PADGET GRAHAM & LANEY PA		\$3,000.00	2004	PROFESSIONAL SERVICES
36578	TURNER PADGET GRAHAM & LANEY PA		\$56.60	2003	PROFESSIONAL SERVICES
13645	TURNER PADGET GRAHAM & LANEY PA		\$14.70	2004	PROFESSIONAL SERVICES
32108	TURNER PADGET GRAHAM & LANEY PA		\$157.61	2003	PROFESSIONAL SERVICES
35198	TURNER PADGET GRAHAM & LANEY PA		\$1,447.55	2003	PROFESSIONAL SERVICES
35627	TURNER PADGET GRAHAM & LANEY PA		\$15.60	2003	PROFESSIONAL SERVICES
35628	TURNER PADGET GRAHAM & LANEY PA		\$182.00	2003	PROFESSIONAL SERVICES
35629	TURNER PADGET GRAHAM & LANEY PA		\$349.36	2003	PROFESSIONAL SERVICES
6395	TURNER PADGET GRAHAM & LANEY PA		\$602.00	2004	PROFESSIONAL SERVICES
15883	UNDERWRITERS LABORATORIES INC		\$990.00	2005	PROFESSIONAL SERVICES
16729	UNDERWRITERS LABORATORIES INC		\$24,120.00	2005	PROFESSIONAL SERVICES
191	UNDERWRITERS LABORATORIES INC		\$1,653.75	2004	PROFESSIONAL SERVICES
6103	UNDERWRITERS LABORATORIES INC		\$1,760.00	2004	PROFESSIONAL SERVICES

PROFESSIONAL SERVICES CONTRACTS

PURCHASE ORDER #	VENDOR NAME	ETHNICITY	AWARD AMOUNT	FY	BUSINESS CATEGORY
1889	UNDERWRITERS LABORATORIES INC		\$1,760.00	2004	PROFESSIONAL SERVICES
1443	UNDERWRITERS LABORATORIES INC		\$12,900.00	2004	PROFESSIONAL SERVICES
1776	UNDERWRITERS LABORATORIES INC		\$25,920.00	2004	PROFESSIONAL SERVICES
14258	V C 3 INC		\$216.00	2004	PROFESSIONAL SERVICES
30532	V C 3 INC		\$15,600.00	2003	PROFESSIONAL SERVICES
333	V C 3 INC		\$18,000.00	2004	PROFESSIONAL SERVICES
16070	V C 3 INC		\$14,600.00	2005	PROFESSIONAL SERVICES
30531	V C 3 INC		\$262.50	2003	PROFESSIONAL SERVICES
12327	VAN POPERING & ASSOC		\$2,500.00	2004	PROFESSIONAL SERVICES
1434	VERITAS SOFTWARE GLOBAL CORP		\$2,847.60	2004	PROFESSIONAL SERVICES
14296	VERITAS SOFTWARE GLOBAL CORP		\$17,939.25	2004	PROFESSIONAL SERVICES
21058	VINCENT, JENNIFER T		\$50.00	2005	PROFESSIONAL SERVICES
40046	W P LAW INC		\$30,150.00	2003	PROFESSIONAL SERVICES
23678	WATTS THOMAS ASSOC		\$1,350.00	2005	PROFESSIONAL SERVICES
38950	WATTS THOMAS ASSOC		\$100.00	2003	PROFESSIONAL SERVICES
17315	WAY, BRENDA I		\$100.00	2005	PROFESSIONAL SERVICES
25060	WAY, BRENDA I		\$180.00	2005	PROFESSIONAL SERVICES
26514	WAY, BRENDA I		\$60.00	2005	PROFESSIONAL SERVICES
15098	WAY, BRENDA I		\$220.00	2005	PROFESSIONAL SERVICES
11898	WAY, BRENDA I		\$200.00	2004	PROFESSIONAL SERVICES
41485	WAY, BRENDA I		\$220.00	2005	PROFESSIONAL SERVICES
20469	WAY, BRENDA I		\$80.00	2005	PROFESSIONAL SERVICES
21609	WAY, BRENDA I		\$180.00	2005	PROFESSIONAL SERVICES
24920	WHEAT, JO ELIZABETH M		\$145.00	2005	PROFESSIONAL SERVICES
25008	WHITE, GARY ESQ		\$500.00	2005	PROFESSIONAL SERVICES
35014	WHITMIRE, DEBORAH		\$2,200.00	2003	PROFESSIONAL SERVICES
20144	WILLIAMS, JENNY H		\$40.00	2005	PROFESSIONAL SERVICES
37624	WINGARD ASSOC		\$6,200.00	2003	PROFESSIONAL SERVICES
33052	WINGARD ASSOC		\$1,200.00	2003	PROFESSIONAL SERVICES
16558	WISE, OMICITA		\$500.00	2005	PROFESSIONAL SERVICES
547	WISE, OMICITA		\$2,000.00	2004	PROFESSIONAL SERVICES
39318	WISE, OMICITA		\$2,000.00	2003	PROFESSIONAL SERVICES

PROFESSIONAL SERVICES CONTRACTS

Appendix A

PURCHASE ORDER #	VENDOR NAME	ETHNICITY	AWARD AMOUNT	FY	BUSINESS CATEGORY
31412	WISE, OMICITA		\$502.40	2003	PROFESSIONAL SERVICES
33754	XESYSTEMS INC CO		\$457.80	2003	PROFESSIONAL SERVICES
30103	XESYSTEMS INC CO		\$388.50	2003	PROFESSIONAL SERVICES

OTHER SERVICES CONTRACTS

Appendix A

PURCHASE ORDER #	VENDOR NAME	ETHNICITY	AWARD AMOUNT	FY	BUSINESS CATEGORY
25117	A 1 WRECKER SERVICE		\$195.00	2005	OTHER SERVICES
26245	A 1 WRECKER SERVICE		\$110.00	2005	OTHER SERVICES
14276	A A A OVERHEAD DOORS INC		\$300.00	2004	OTHER SERVICES
8962	A A A OVERHEAD DOORS INC		\$75.00	2004	OTHER SERVICES
25173	A A A OVERHEAD DOORS INC		\$200.00	2005	OTHER SERVICES
22696	A A A OVERHEAD DOORS INC		\$200.00	2005	OTHER SERVICES
41777	A O SALES INC		\$3,750.00	2005	OTHER SERVICES
1605	A SELF STORAGE		\$1,620.00	2004	OTHER SERVICES
17248	A SELF STORAGE		\$1,620.00	2005	OTHER SERVICES
14026	A T S PERFORMANCE		\$500.00	2004	OTHER SERVICES
16164	A T S PERFORMANCE		\$40.00	2005	OTHER SERVICES
16138	A T S PERFORMANCE		\$40.00	2005	OTHER SERVICES
417	A T S PERFORMANCE		\$1,000.00	2004	OTHER SERVICES
9631	A T S PERFORMANCE		\$1,050.00	2004	OTHER SERVICES
7286	ABLE, ERNEST OR WESLEY		\$1,999.00	2004	OTHER SERVICES
3227	ACE GLASS CO INC	NONMINORITY MALE	\$6,536.84	2004	OTHER SERVICES
4390	ACE GLASS CO INC	NONMINORITY MALE	\$6,187.92	2004	OTHER SERVICES
13935	ACE GLASS CO INC	NONMINORITY MALE	\$50.40	2004	OTHER SERVICES
41900	ACE GLASS CO INC	NONMINORITY MALE	\$135.00	2005	OTHER SERVICES
23934	ACE GLASS CO INC	NONMINORITY MALE	\$126.00	2005	OTHER SERVICES
35322	ACTION TRANSMISSION SERVICE		\$1,245.00	2003	OTHER SERVICES
41553	ACTION TRANSMISSION SERVICE		\$1,395.00	2005	OTHER SERVICES
18347	ACTION TRANSMISSION SERVICE		\$1,395.00	2005	OTHER SERVICES
8306	ACTION TRANSMISSION SERVICE		\$552.19	2004	OTHER SERVICES
12572	ACTION TRANSMISSION SERVICE		\$1,495.00	2004	OTHER SERVICES
18354	ACTION TRANSMISSION SERVICE		\$1,395.00	2005	OTHER SERVICES
5955	ACTION TRANSMISSION SERVICE		\$1,350.00	2004	OTHER SERVICES
9584	ACTION TRANSMISSION SERVICE		\$2,790.00	2004	OTHER SERVICES
41866	ACTION TRANSMISSION SERVICE		\$1,499.00	2005	OTHER SERVICES
39654	ACTION TRANSMISSION SERVICE		\$1,295.00	2003	OTHER SERVICES
22640	ACTION TRANSMISSION SERVICE		\$1,650.00	2005	OTHER SERVICES
7986	ACTION TRANSMISSION SERVICE		\$1,748.57	2004	OTHER SERVICES
19085	ACTION TRANSMISSION SERVICE		\$357.02	2005	OTHER SERVICES
7693	ACTION TRANSMISSION SERVICE		\$1,350.00	2004	OTHER SERVICES
11203	ACTION TRANSMISSION SERVICE		\$1,741.75	2004	OTHER SERVICES
22087	ACTION TRANSMISSION SERVICE		\$3,345.00	2005	OTHER SERVICES
34334	ACTION TRANSMISSION SERVICE		\$3,945.00	2003	OTHER SERVICES
17781	ACTION TRANSMISSION SERVICE		\$1,395.00	2005	OTHER SERVICES
4043	ACTION TRANSMISSION SERVICE		\$1,395.00	2004	OTHER SERVICES
36007	ACTION TRANSMISSION SERVICE		\$2,590.00	2003	OTHER SERVICES
35914	ACTION TRANSMISSION SERVICE		\$4,496.45	2003	OTHER SERVICES
40509	ACTION TRANSMISSION SERVICE		\$1,295.00	2003	OTHER SERVICES
26565	ACTION TRANSMISSION SERVICE		\$1,495.00	2005	OTHER SERVICES
19962	ACTION TRANSMISSION SERVICE		\$1,080.74	2005	OTHER SERVICES
40174	ACTION TRANSMISSION SERVICE		\$1,395.00	2003	OTHER SERVICES
18983	ACTION TRANSMISSION SERVICE		\$1,395.00	2005	OTHER SERVICES
4634	ACTION TRANSMISSION SERVICE		\$1,350.00	2004	OTHER SERVICES
16933	ACTION TRANSMISSION SERVICE		\$1,395.00	2005	OTHER SERVICES
16855	ACTION TRANSMISSION SERVICE		\$1,395.00	2005	OTHER SERVICES
840	ACTION TRANSMISSION SERVICE		\$5,000.00	2004	OTHER SERVICES
5634	ACTION TRANSMISSION SERVICE		\$1,395.00	2004	OTHER SERVICES
23010	ACTION TRANSMISSION SERVICE		\$1,395.00	2005	OTHER SERVICES
42239	ACTION TRANSMISSION SERVICE		\$13.24	2005	OTHER SERVICES
5621	ACTION TRANSMISSION SERVICE		\$1,295.00	2004	OTHER SERVICES
16590	ACTION TRANSMISSION SERVICE		\$1,495.00	2005	OTHER SERVICES
15728	ACTION TRANSMISSION SERVICE		\$1,095.00	2005	OTHER SERVICES
20849	ACTION TRANSMISSION SERVICE		\$1,495.00	2005	OTHER SERVICES
24305	ACTION TRANSMISSION SERVICE		\$1,508.53	2005	OTHER SERVICES
42412	ACTION TRANSMISSION SERVICE		\$1,499.00	2005	OTHER SERVICES
14947	ACTION TRANSMISSION SERVICE		\$1,495.00	2005	OTHER SERVICES
38154	ACTION TRANSMISSION SERVICE		\$4,355.55	2003	OTHER SERVICES
29779	ACTION TRANSMISSION SERVICE		\$4,352.81	2003	OTHER SERVICES
23917	ACTION TRANSMISSION SERVICE		\$1,495.00	2005	OTHER SERVICES
25128	ACTION TRANSMISSION SERVICE		\$380.00	2005	OTHER SERVICES
17292	ACTION TRANSMISSION SERVICE		\$750.00	2005	OTHER SERVICES
4167	ACTION TRANSMISSION SERVICE		\$1,495.00	2004	OTHER SERVICES
17250	ACTION TRANSMISSION SERVICE		\$1,395.00	2005	OTHER SERVICES
27573	ADDISON LAWN & GROUND MAINTENANCE	NONMINORITY MALE	\$420.00	2005	OTHER SERVICES
1536	ADDISON LAWN & GROUND MAINTENANCE	NONMINORITY MALE	\$42,300.00	2004	OTHER SERVICES
17605	ADDISON LAWN & GROUND MAINTENANCE	NONMINORITY MALE	\$3,525.00	2005	OTHER SERVICES
41567	ADDISON LAWN & GROUND MAINTENANCE	NONMINORITY MALE	\$510.00	2005	OTHER SERVICES
39995	ADVENTURE CAROLINA INC		\$548.25	2003	OTHER SERVICES
20670	ADVENTURE CAROLINA INC		\$913.50	2005	OTHER SERVICES
30004	ADVENTURE CAROLINA INC		\$468.30	2003	OTHER SERVICES
38030	ADVENTURE CAROLINA INC		\$367.50	2003	OTHER SERVICES
40584	ADVENTURE CAROLINA INC		\$310.80	2003	OTHER SERVICES
34975	AIR CENTERS OF SOUTH CAROLINA INC		\$1,627.85	2003	OTHER SERVICES
37840	AIR CENTERS OF SOUTH CAROLINA INC		\$1,887.84	2003	OTHER SERVICES
36156	AIR CENTERS OF SOUTH CAROLINA INC		\$729.80	2003	OTHER SERVICES

OTHER SERVICES CONTRACTS

Appendix A

PURCHASE ORDER #	VENDOR NAME	ETHNICITY	AWARD AMOUNT	FY	BUSINESS CATEGORY
38133	AIR CENTERS OF SOUTH CAROLINA INC		\$541.90	2003	OTHER SERVICES
9819	AIR CENTERS OF SOUTH CAROLINA INC		\$1,212.00	2004	OTHER SERVICES
33763	AIR CENTERS OF SOUTH CAROLINA INC		\$565.50	2003	OTHER SERVICES
34271	AIR CENTERS OF SOUTH CAROLINA INC		\$164.09	2003	OTHER SERVICES
37744	AIR CENTERS OF SOUTH CAROLINA INC		\$146.50	2003	OTHER SERVICES
7676	AIR CENTERS OF SOUTH CAROLINA INC		\$1,500.64	2004	OTHER SERVICES
21909	AIR CENTERS OF SOUTH CAROLINA INC		\$454.00	2005	OTHER SERVICES
33306	AIR CENTERS OF SOUTH CAROLINA INC		\$267.80	2003	OTHER SERVICES
23549	AL RICH BUILDING SERVICES		\$9,848.70	2005	OTHER SERVICES
34994	AL RICH BUILDING SERVICES		\$81.90	2003	OTHER SERVICES
24971	AL RICH BUILDING SERVICES		\$9,848.70	2005	OTHER SERVICES
25595	AL RICH BUILDING SERVICES		\$9,848.70	2005	OTHER SERVICES
22193	AL RICH BUILDING SERVICES		\$9,758.70	2005	OTHER SERVICES
17653	AL RICH BUILDING SERVICES		\$9,848.70	2005	OTHER SERVICES
26944	AL RICH BUILDING SERVICES		\$9,848.70	2005	OTHER SERVICES
1773	AL RICH BUILDING SERVICES		\$118,184.40	2004	OTHER SERVICES
21791	AL RICH BUILDING SERVICES		\$9,758.70	2005	OTHER SERVICES
2165	AL RICH BUILDING SERVICES		\$84.00	2004	OTHER SERVICES
20096	AL RICH BUILDING SERVICES		\$9,848.70	2005	OTHER SERVICES
18570	AL RICH BUILDING SERVICES		\$9,848.70	2005	OTHER SERVICES
17447	AL RICH BUILDING SERVICES		\$9,848.70	2005	OTHER SERVICES
41868	AL RICH BUILDING SERVICES		\$9,848.70	2005	OTHER SERVICES
30294	AL RICH BUILDING SERVICES		\$108,335.90	2003	OTHER SERVICES
15248	AL RICH BUILDING SERVICES		\$1,400.00	2005	OTHER SERVICES
38307	AL RICH BUILDING SERVICES		\$148.00	2003	OTHER SERVICES
12219	AL RICH BUILDING SERVICES		\$90.09	2004	OTHER SERVICES
6791	ALL AMERICAN TROPHY CO INC		\$13.44	2004	OTHER SERVICES
14991	ALL AMERICAN TROPHY CO INC		\$210.00	2005	OTHER SERVICES
27232	ALL PRO AUTO PARTS		\$200.00	2005	OTHER SERVICES
11552	ALL STAR AIR HEATING COOLING REFRIGERATION		\$5,000.00	2004	OTHER SERVICES
25342	ALLEGRA PRINT & IMAGING		\$558.97	2005	OTHER SERVICES
27280	ALLEN BROTHERS MILLING CO		\$199.55	2005	OTHER SERVICES
41954	ALLENS COMPRESSOR SERVICE INC		\$2,100.00	2005	OTHER SERVICES
9340	ALPHA SHALOM INC DBA QUALITY CLEANERS		\$72.00	2004	OTHER SERVICES
2671	ALPINE BODY SHOP INC		\$125.00	2004	OTHER SERVICES
2828	ALPINE BODY SHOP INC		\$4,500.00	2004	OTHER SERVICES
15729	ALPINE BODY SHOP INC		\$667.87	2005	OTHER SERVICES
15945	ALPINE BODY SHOP INC		\$75.00	2005	OTHER SERVICES
29715	ALPINE BODY SHOP INC		\$4,513.11	2003	OTHER SERVICES
1183	ALPINE BODY SHOP INC		\$303.00	2004	OTHER SERVICES
13477	ALPINE BODY SHOP INC		\$260.00	2004	OTHER SERVICES
40272	ALPINE BODY SHOP INC		\$95.00	2003	OTHER SERVICES
37213	ALPINE BODY SHOP INC		\$2,189.07	2003	OTHER SERVICES
2455	ALPINE BODY SHOP INC		\$400.00	2004	OTHER SERVICES
4994	ALPINE BODY SHOP INC		\$140.00	2004	OTHER SERVICES
39311	ALPINE BODY SHOP INC		\$110.00	2003	OTHER SERVICES
5782	ALPINE BODY SHOP INC		\$75.00	2004	OTHER SERVICES
19961	ALPINE BODY SHOP INC		\$75.00	2005	OTHER SERVICES
36647	ALPINE BODY SHOP INC		\$2,000.00	2003	OTHER SERVICES
39592	ALPINE BODY SHOP INC		\$798.96	2003	OTHER SERVICES
1988	ALPINE BODY SHOP INC		\$670.50	2004	OTHER SERVICES
6729	ALPINE BODY SHOP INC		\$2,538.36	2004	OTHER SERVICES
17626	ALPINE BODY SHOP INC		\$75.00	2005	OTHER SERVICES
6607	ALPINE BODY SHOP INC		\$75.00	2004	OTHER SERVICES
10823	ALT LEE INC	NONMINORITY MALE	\$1,155.00	2004	OTHER SERVICES
18752	AMERICAN BLUEPRINT CO		\$26.78	2005	OTHER SERVICES
13567	AMERICAN BLUEPRINT CO		\$603.75	2004	OTHER SERVICES
13308	AMERICAN BLUEPRINT CO		\$15.75	2004	OTHER SERVICES
2730	AMERICAN BLUEPRINT CO		\$58.80	2004	OTHER SERVICES
7110	AMERICAN BRAKE & CLUTCH		\$157.83	2004	OTHER SERVICES
20378	AMERICAN BRAKE & CLUTCH		\$55.00	2005	OTHER SERVICES
30358	AMERICAN BRAKE & CLUTCH		\$35.00	2003	OTHER SERVICES
18239	AMERICAN BUSINESS MACHINES INC		\$121.50	2005	OTHER SERVICES
22783	AMERICAN BUSINESS MACHINES INC		\$95.75	2005	OTHER SERVICES
27106	AMERICAN BUSINESS MACHINES INC		\$92.00	2005	OTHER SERVICES
12136	AMERICAN FIRE PROTECTION		\$775.00	2004	OTHER SERVICES
18410	AMERICAN WRECKER SALES INC		\$110.00	2005	OTHER SERVICES
17826	AMERICAS WALLPAPER & BLINDS		\$425.38	2005	OTHER SERVICES
5896	AMICK EQUIPMENT CO INC		\$1,570.53	2004	OTHER SERVICES
18987	AMICK EQUIPMENT CO INC		\$433.62	2005	OTHER SERVICES
7098	AMICK EQUIPMENT CO INC		\$1,317.13	2004	OTHER SERVICES
39956	ANDREWS, MARK P		\$440.00	2003	OTHER SERVICES
13548	ANDREWS, MARK P		\$500.00	2004	OTHER SERVICES
39271	ANDREWS, MARK P		\$500.00	2003	OTHER SERVICES
853	ANDREWS, MARK P		\$80.00	2004	OTHER SERVICES
12124	ANDREWS, MARK P		\$500.00	2004	OTHER SERVICES
41137	ANOTHER PRINTER INC		\$1,319.80	2005	OTHER SERVICES
25802	APEXGRAPHIX	NONMINORITY MALE	\$125.22	2005	OTHER SERVICES
20980	APEXGRAPHIX	NONMINORITY MALE	\$3,379.07	2005	OTHER SERVICES

OTHER SERVICES CONTRACTS

Appendix A

PURCHASE ORDER #	VENDOR NAME	ETHNICITY	AWARD AMOUNT	FY	BUSINESS CATEGORY
40369	APEXGRAPHIX	NONMINORITY MALE	\$457.13	2003	OTHER SERVICES
39222	APEXGRAPHIX	NONMINORITY MALE	\$315.00	2003	OTHER SERVICES
41561	APEXGRAPHIX	NONMINORITY MALE	\$151.96	2005	OTHER SERVICES
24335	APEXGRAPHIX	NONMINORITY MALE	\$3,507.76	2005	OTHER SERVICES
39550	APEXGRAPHIX	NONMINORITY MALE	\$189.00	2003	OTHER SERVICES
24776	APEXGRAPHIX	NONMINORITY MALE	\$184.03	2005	OTHER SERVICES
34221	APPLETREE LANDSCAPING NURSERY & MAINTENANCE INC	NONMINORITY MALE	\$328.38	2003	OTHER SERVICES
31043	APPLETREE LANDSCAPING NURSERY & MAINTENANCE INC	NONMINORITY MALE	\$1,920.08	2003	OTHER SERVICES
33584	APPLETREE LANDSCAPING NURSERY & MAINTENANCE INC	NONMINORITY MALE	\$367.50	2003	OTHER SERVICES
31085	ARCHIE, MELVIN F		\$226.00	2003	OTHER SERVICES
31718	ARCHIE, MELVIN F		\$462.00	2003	OTHER SERVICES
28761	ARCHIE, MELVIN F		\$388.00	2003	OTHER SERVICES
14723	ARCHIE, MELVIN F		\$800.00	2005	OTHER SERVICES
42082	ARCHIE, MELVIN F		\$180.00	2005	OTHER SERVICES
26679	ARCHIE, MELVIN F		\$56.00	2005	OTHER SERVICES
504	ARCHIE, STANLEY L		\$500.00	2004	OTHER SERVICES
8458	ARCHIE, STANLEY L		\$300.00	2004	OTHER SERVICES
28762	ARCHIE, STANLEY L		\$425.00	2003	OTHER SERVICES
31081	ARCHIE, STANLEY L		\$500.00	2003	OTHER SERVICES
10379	ARCHIE, STANLEY L		\$28.00	2004	OTHER SERVICES
1390	ARCHIE, STANLEY L		\$300.00	2004	OTHER SERVICES
21400	ARCHIE, STANLEY L		\$800.00	2005	OTHER SERVICES
9263	AREL, MARTINA		\$90.00	2004	OTHER SERVICES
496	ASTRO AUTO ELECTRIC		\$155.40	2004	OTHER SERVICES
5235	ASTRO AUTO ELECTRIC		\$183.75	2004	OTHER SERVICES
14628	ASTRO AUTO ELECTRIC		\$89.25	2004	OTHER SERVICES
25930	ASTRO GLASS CO INC	NONMINORITY MALE	\$4,100.00	2005	OTHER SERVICES
15328	ATKINS, ROGER D		\$225.00	2005	OTHER SERVICES
29730	AUTO & TRUCK ALIGNMENT & FRAME SERVICE		\$1,387.70	2003	OTHER SERVICES
1630	AUTO & TRUCK ALIGNMENT & FRAME SERVICE		\$2,000.00	2004	OTHER SERVICES
823	AUTO & TRUCK ALIGNMENT & FRAME SERVICE		\$73.45	2004	OTHER SERVICES
10641	AUTO SAFETY GLASS & BUMPER		\$175.15	2004	OTHER SERVICES
8997	AUTO SAFETY GLASS & BUMPER		\$333.50	2004	OTHER SERVICES
19457	AUTO SAFETY GLASS & BUMPER		\$448.32	2005	OTHER SERVICES
9045	AUTO SAFETY GLASS & BUMPER		\$188.28	2004	OTHER SERVICES
9278	AUTO SAFETY GLASS & BUMPER		\$1,000.00	2004	OTHER SERVICES
20569	AUTO SAFETY GLASS & BUMPER		\$368.82	2005	OTHER SERVICES
26193	AUTO SAFETY GLASS & BUMPER		\$1,050.00	2005	OTHER SERVICES
8779	AUTO SAFETY GLASS & BUMPER		\$372.75	2004	OTHER SERVICES
20645	AUTO SAFETY GLASS & BUMPER		\$265.81	2005	OTHER SERVICES
10800	AUTO SAFETY GLASS & BUMPER		\$139.33	2004	OTHER SERVICES
19791	AUTO SAFETY GLASS & BUMPER		\$187.75	2005	OTHER SERVICES
19778	AUTO SAFETY GLASS & BUMPER		\$87.25	2005	OTHER SERVICES
40610	AUTO SAFETY GLASS & BUMPER		\$175.15	2003	OTHER SERVICES
11021	AUTO SAFETY GLASS & BUMPER		\$172.00	2004	OTHER SERVICES
13498	AUTO SAFETY GLASS & BUMPER		\$176.20	2004	OTHER SERVICES
97	AUTO SAFETY GLASS & BUMPER		\$1,050.00	2004	OTHER SERVICES
15563	AUTO SAFETY GLASS & BUMPER		\$2,100.00	2005	OTHER SERVICES
14667	AUTO SAFETY GLASS & BUMPER		\$120.00	2004	OTHER SERVICES
14644	AUTO SAFETY GLASS & BUMPER		\$373.93	2004	OTHER SERVICES
14251	AUTO SAFETY GLASS & BUMPER		\$294.58	2004	OTHER SERVICES
14225	AUTO SAFETY GLASS & BUMPER		\$345.71	2004	OTHER SERVICES
14168	AUTO SAFETY GLASS & BUMPER		\$294.58	2004	OTHER SERVICES
13996	AUTO SAFETY GLASS & BUMPER		\$181.85	2004	OTHER SERVICES
29188	AUTO SAFETY GLASS & BUMPER		\$2,951.96	2003	OTHER SERVICES
12798	AUTO SAFETY GLASS & BUMPER		\$558.12	2004	OTHER SERVICES
13618	AUTO SAFETY GLASS & BUMPER		\$254.00	2004	OTHER SERVICES
19104	AUTO SAFETY GLASS & BUMPER		\$181.85	2005	OTHER SERVICES
17356	AUTO SAFETY GLASS & BUMPER		\$166.75	2005	OTHER SERVICES
1211	AUTO SAFETY GLASS & BUMPER		\$5,250.00	2004	OTHER SERVICES
13288	AUTO SAFETY GLASS & BUMPER		\$349.70	2004	OTHER SERVICES
13155	AUTO SAFETY GLASS & BUMPER		\$391.78	2004	OTHER SERVICES
19474	AUTO SAFETY GLASS & BUMPER		\$181.85	2005	OTHER SERVICES
17630	AUTO SAFETY GLASS & BUMPER		\$2,100.00	2005	OTHER SERVICES
18340	AUTO SAFETY GLASS & BUMPER		\$1,154.36	2005	OTHER SERVICES
26985	AUTO SAFETY GLASS & BUMPER		\$1,050.00	2005	OTHER SERVICES
11317	AUTO SAFETY GLASS & BUMPER		\$2,100.00	2004	OTHER SERVICES
19089	AUTO SAFETY GLASS & BUMPER		\$175.15	2005	OTHER SERVICES
13809	AUTO SAFETY GLASS & BUMPER		\$200.00	2004	OTHER SERVICES
6452	AUTO SAFETY GLASS & BUMPER		\$338.66	2004	OTHER SERVICES
25127	AUTO SAFETY GLASS & BUMPER		\$1,050.00	2005	OTHER SERVICES
24614	AUTO SAFETY GLASS & BUMPER		\$261.25	2005	OTHER SERVICES
23635	AUTO SAFETY GLASS & BUMPER		\$1,050.00	2005	OTHER SERVICES
41549	AUTO SAFETY GLASS & BUMPER		\$168.10	2005	OTHER SERVICES
40493	AUTO SAFETY GLASS & BUMPER		\$23.63	2003	OTHER SERVICES
25718	AUTO SAFETY GLASS & BUMPER		\$166.75	2005	OTHER SERVICES
24946	AUTO SAFETY GLASS & BUMPER		\$166.75	2005	OTHER SERVICES
22058	AUTO SAFETY GLASS & BUMPER		\$2,000.00	2005	OTHER SERVICES
7683	AUTO SAFETY GLASS & BUMPER		\$2,000.00	2004	OTHER SERVICES

OTHER SERVICES CONTRACTS

Appendix A

PURCHASE ORDER #	VENDOR NAME	ETHNICITY	AWARD AMOUNT	FY	BUSINESS CATEGORY
20962	AUTO SAFETY GLASS & BUMPER		\$2,100.00	2005	OTHER SERVICES
20835	AUTO SAFETY GLASS & BUMPER		\$198.25	2005	OTHER SERVICES
1	AUTO SAFETY GLASS & BUMPER		\$294.58	2004	OTHER SERVICES
40468	AUTO SAFETY GLASS & BUMPER		\$528.95	2003	OTHER SERVICES
6740	AUTO SAFETY GLASS & BUMPER		\$1,000.00	2004	OTHER SERVICES
21895	AUTO SAFETY GLASS & BUMPER		\$169.53	2005	OTHER SERVICES
14916	AUTO SAFETY GLASS & BUMPER		\$1,050.00	2005	OTHER SERVICES
39211	AUTO UPHOLSTERY ON WHEELS	HISPANIC AMERICAN	\$350.00	2003	OTHER SERVICES
39583	AUTO UPHOLSTERY ON WHEELS	HISPANIC AMERICAN	\$296.00	2003	OTHER SERVICES
40165	AUTO UPHOLSTERY ON WHEELS	HISPANIC AMERICAN	\$48.00	2003	OTHER SERVICES
10639	AUTOMOTIVE EQUIPMENT SERVICE CO		\$519.10	2004	OTHER SERVICES
25462	AUTOMOTIVE EQUIPMENT SERVICE CO		\$595.85	2005	OTHER SERVICES
30806	AUTOMOTIVE EQUIPMENT SERVICE CO		\$311.06	2003	OTHER SERVICES
12953	AUTOMOTIVE EQUIPMENT SERVICE CO		\$583.05	2004	OTHER SERVICES
18315	AUTOMOTIVE EQUIPMENT SERVICE CO		\$170.00	2005	OTHER SERVICES
4835	AUTOMOTIVE EQUIPMENT SERVICE CO		\$221.87	2004	OTHER SERVICES
40431	AUTOMOTIVE EQUIPMENT SERVICE CO		\$660.49	2003	OTHER SERVICES
36014	AUTOMOTIVE EQUIPMENT SERVICE CO		\$227.00	2003	OTHER SERVICES
36268	AUTOMOTIVE EQUIPMENT SERVICE CO		\$185.91	2003	OTHER SERVICES
34528	AUTOMOTIVE EQUIPMENT SERVICE CO		\$255.56	2003	OTHER SERVICES
19320	B & B FENCE CO		\$1,092.50	2005	OTHER SERVICES
4645	B & W LUMBER		\$490.00	2004	OTHER SERVICES
1857	B V P INC DBA JOHNSTONE SUPPLY OF COLUMBIA		\$108.93	2004	OTHER SERVICES
1419	B V P INC DBA JOHNSTONE SUPPLY OF COLUMBIA		\$126.16	2004	OTHER SERVICES
1858	B V P INC DBA JOHNSTONE SUPPLY OF COLUMBIA		\$20.14	2004	OTHER SERVICES
1421	B V P INC DBA JOHNSTONE SUPPLY OF COLUMBIA		\$102.21	2004	OTHER SERVICES
3788	B V P INC DBA JOHNSTONE SUPPLY OF COLUMBIA		\$3,000.00	2004	OTHER SERVICES
9862	B V P INC DBA JOHNSTONE SUPPLY OF COLUMBIA		\$55.00	2004	OTHER SERVICES
9812	BANK & BUSINESS SYSTEMS INC		\$1,533.00	2004	OTHER SERVICES
24391	BANK & BUSINESS SYSTEMS INC		\$1,533.00	2005	OTHER SERVICES
5835	BARNES, TRENT		\$100.00	2004	OTHER SERVICES
11891	BARNES, TRENT		\$500.00	2004	OTHER SERVICES
2948	BASKETS OF JOY		\$35.18	2004	OTHER SERVICES
35696	BATES, LESTER JR		\$40.40	2003	OTHER SERVICES
37548	BATES, LESTER JR		\$47.84	2003	OTHER SERVICES
34368	BATES, LESTER JR		\$303.25	2003	OTHER SERVICES
6610	BELLFIELD, KATHERYN M DBA R & K FLORIST	AFRICAN AMERICAN	\$504.12	2004	OTHER SERVICES
13950	BENESH SUSAN V		\$3,570.00	2004	OTHER SERVICES
28763	BENJAMIN, SHERMAN		\$118.00	2003	OTHER SERVICES
33712	BEST SECURITY INC	NONMINORITY WOMEN	\$493.50	2003	OTHER SERVICES
3801	BEST SECURITY INC	NONMINORITY WOMEN	\$493.50	2004	OTHER SERVICES
35422	BEST SECURITY INC	NONMINORITY WOMEN	\$5,922.00	2003	OTHER SERVICES
3469	BEST SECURITY INC	NONMINORITY WOMEN	\$493.50	2004	OTHER SERVICES
38226	BEST SECURITY INC	NONMINORITY WOMEN	\$6,415.50	2003	OTHER SERVICES
34537	BEST SECURITY INC	NONMINORITY WOMEN	\$1,974.00	2003	OTHER SERVICES
3799	BEST SECURITY INC	NONMINORITY WOMEN	\$493.50	2004	OTHER SERVICES
3461	BEST SECURITY INC	NONMINORITY WOMEN	\$493.50	2004	OTHER SERVICES
33737	BEST SECURITY INC	NONMINORITY WOMEN	\$493.50	2003	OTHER SERVICES
2434	BEST SECURITY INC	NONMINORITY WOMEN	\$2,467.50	2004	OTHER SERVICES
34590	BEST SECURITY INC	NONMINORITY WOMEN	\$493.50	2003	OTHER SERVICES
35144	BEST SECURITY INC	NONMINORITY WOMEN	\$493.50	2003	OTHER SERVICES
3960	BEST SECURITY INC	NONMINORITY WOMEN	\$23,194.50	2004	OTHER SERVICES
2978	BEST SECURITY INC	NONMINORITY WOMEN	\$493.50	2004	OTHER SERVICES
34939	BEST SECURITY INC	NONMINORITY WOMEN	\$493.50	2003	OTHER SERVICES
313	BEST SECURITY INC	NONMINORITY WOMEN	\$1,036.36	2004	OTHER SERVICES
2517	BEST SECURITY INC	NONMINORITY WOMEN	\$493.50	2004	OTHER SERVICES
35421	BEST SECURITY INC	NONMINORITY WOMEN	\$987.00	2003	OTHER SERVICES
5823	BLACK PAGES USA THOMAS MCCANTS MEDIA INC	AFRICAN AMERICAN	\$2,500.00	2004	OTHER SERVICES
12089	BLACK PAGES USA THOMAS MCCANTS MEDIA INC	AFRICAN AMERICAN	\$35,000.00	2004	OTHER SERVICES
36850	BLACK PAGES USA THOMAS MCCANTS MEDIA INC	AFRICAN AMERICAN	\$30,000.00	2003	OTHER SERVICES
9296	BLACK PAGES USA THOMAS MCCANTS MEDIA INC	AFRICAN AMERICAN	\$100.00	2004	OTHER SERVICES
8063	BLACK PAGES USA THOMAS MCCANTS MEDIA INC	AFRICAN AMERICAN	\$4,735.36	2004	OTHER SERVICES
21306	BLACK PAGES USA THOMAS MCCANTS MEDIA INC	AFRICAN AMERICAN	\$2,500.00	2005	OTHER SERVICES
27561	BLACK PAGES USA THOMAS MCCANTS MEDIA INC	AFRICAN AMERICAN	\$35,000.00	2005	OTHER SERVICES
27176	BLACK PAGES USA THOMAS MCCANTS MEDIA INC	AFRICAN AMERICAN	\$50,000.00	2005	OTHER SERVICES
32880	BLACK PAGES USA THOMAS MCCANTS MEDIA INC	AFRICAN AMERICAN	\$4,500.00	2003	OTHER SERVICES
24000	BLACKWELL SECURITY SYSTEMS		\$350.00	2005	OTHER SERVICES
11141	BLUESTEIN WHOLESALE CO		\$998.71	2004	OTHER SERVICES
2626	BLUESTEIN WHOLESALE CO		\$620.56	2004	OTHER SERVICES
12072	BOB BENNETT FORD INC	NONMINORITY MALE	\$1,529.40	2004	OTHER SERVICES
16934	BOB BENNETT FORD INC	NONMINORITY MALE	\$229.50	2005	OTHER SERVICES
22489	BOB BENNETT FORD INC	NONMINORITY MALE	\$2,100.00	2005	OTHER SERVICES
11707	BOB BENNETT FORD INC	NONMINORITY MALE	\$5,584.77	2004	OTHER SERVICES
9947	BOB BENNETT FORD INC	NONMINORITY MALE	\$2,313.50	2004	OTHER SERVICES
2516	BOB BENNETT FORD INC	NONMINORITY MALE	\$1,398.74	2004	OTHER SERVICES
29564	BOB JOHNSONS BODY SHOP INC		\$2,330.62	2003	OTHER SERVICES
17353	BOB JOHNSONS BODY SHOP INC		\$484.44	2005	OTHER SERVICES
17117	BOB JOHNSONS BODY SHOP INC		\$125.00	2005	OTHER SERVICES
24377	BOB JOHNSONS BODY SHOP INC		\$1,152.50	2005	OTHER SERVICES

OTHER SERVICES CONTRACTS

Appendix A

PURCHASE ORDER #	VENDOR NAME	ETHNICITY	AWARD AMOUNT	FY	BUSINESS CATEGORY
20310	BOB JOHNSONS BODY SHOP INC		\$75.00	2005	OTHER SERVICES
1639	BOB JOHNSONS BODY SHOP INC		\$15,001.47	2004	OTHER SERVICES
18485	BOB JOHNSONS BODY SHOP INC		\$170.00	2005	OTHER SERVICES
11726	BOB JOHNSONS BODY SHOP INC		\$125.00	2004	OTHER SERVICES
26483	BOB JOHNSONS BODY SHOP INC		\$75.00	2005	OTHER SERVICES
40238	BOB JOHNSONS BODY SHOP INC		\$75.00	2003	OTHER SERVICES
41856	BOB JOHNSONS BODY SHOP INC		\$125.00	2005	OTHER SERVICES
21896	BOB JOHNSONS BODY SHOP INC		\$125.00	2005	OTHER SERVICES
40502	BOB JOHNSONS BODY SHOP INC		\$743.48	2003	OTHER SERVICES
27241	BOB JOHNSONS BODY SHOP INC		\$125.00	2005	OTHER SERVICES
10798	BOBS BODY SHOP		\$294.00	2004	OTHER SERVICES
26672	BOBS BODY SHOP		\$1,576.00	2005	OTHER SERVICES
19960	BOBS BODY SHOP		\$469.00	2005	OTHER SERVICES
4428	BOBS BODY SHOP		\$1,947.20	2004	OTHER SERVICES
2831	BOBS BODY SHOP		\$1,014.00	2004	OTHER SERVICES
826	BOBS BODY SHOP		\$4,200.00	2004	OTHER SERVICES
37602	BOBS BODY SHOP		\$4,626.10	2003	OTHER SERVICES
10246	BOBS BODY SHOP		\$2,685.50	2004	OTHER SERVICES
23191	BOBS BODY SHOP		\$1,140.00	2005	OTHER SERVICES
2834	BOBS BODY SHOP		\$200.00	2004	OTHER SERVICES
24198	BOBS BODY SHOP		\$1,400.00	2005	OTHER SERVICES
10166	BOBS BODY SHOP		\$140.00	2004	OTHER SERVICES
14174	BOBS BODY SHOP		\$380.00	2004	OTHER SERVICES
29571	BOBS BODY SHOP		\$4,943.00	2003	OTHER SERVICES
9773	BOBS BODY SHOP		\$250.00	2004	OTHER SERVICES
15191	BOBS BODY SHOP		\$166.00	2005	OTHER SERVICES
15020	BOBS BODY SHOP		\$276.00	2005	OTHER SERVICES
20644	BOBS BODY SHOP		\$847.00	2005	OTHER SERVICES
32894	BOBS BODY SHOP		\$3,100.00	2003	OTHER SERVICES
20971	BOBS BODY SHOP		\$1,900.00	2005	OTHER SERVICES
15715	BOBS BODY SHOP		\$450.00	2005	OTHER SERVICES
31294	BOBS BODY SHOP		\$4,838.26	2003	OTHER SERVICES
26397	BOBS BODY SHOP		\$175.00	2005	OTHER SERVICES
24370	BOBS BODY SHOP		\$165.00	2005	OTHER SERVICES
26244	BOBS BODY SHOP		\$599.00	2005	OTHER SERVICES
19224	BOBS BODY SHOP		\$300.00	2005	OTHER SERVICES
40231	BOBS BODY SHOP		\$800.00	2003	OTHER SERVICES
7681	BOBS BODY SHOP		\$914.00	2004	OTHER SERVICES
24943	BOBS BODY SHOP		\$1,260.00	2005	OTHER SERVICES
4768	BOBS BODY SHOP		\$295.00	2004	OTHER SERVICES
22622	BOBS BODY SHOP		\$414.00	2005	OTHER SERVICES
22632	BOBS BODY SHOP		\$440.00	2005	OTHER SERVICES
18488	BOBS BODY SHOP		\$175.00	2005	OTHER SERVICES
6735	BOBS BODY SHOP		\$835.00	2004	OTHER SERVICES
37208	BOBS BODY SHOP		\$950.00	2003	OTHER SERVICES
42167	BOBS BODY SHOP		\$1,599.00	2005	OTHER SERVICES
7076	BOBS BODY SHOP		\$417.50	2004	OTHER SERVICES
5886	BOBS BODY SHOP		\$600.00	2004	OTHER SERVICES
8643	BOBS BODY SHOP		\$842.00	2004	OTHER SERVICES
13510	BOBS BODY SHOP		\$1,080.00	2004	OTHER SERVICES
17638	BOBS BODY SHOP		\$762.00	2005	OTHER SERVICES
1401	BOBS BODY SHOP		\$5,618.00	2004	OTHER SERVICES
17714	BOBS BODY SHOP		\$150.00	2005	OTHER SERVICES
19453	BOBS BODY SHOP		\$850.00	2005	OTHER SERVICES
3484	BOBS BODY SHOP		\$1,120.00	2004	OTHER SERVICES
12594	BOBS BODY SHOP		\$250.00	2004	OTHER SERVICES
7074	BOBS BODY SHOP		\$290.00	2004	OTHER SERVICES
34283	BOBS BODY SHOP		\$4,918.20	2003	OTHER SERVICES
27233	BOBS BODY SHOP		\$250.00	2005	OTHER SERVICES
41584	BOBS BODY SHOP		\$775.00	2005	OTHER SERVICES
25605	BOBS BODY SHOP		\$616.00	2005	OTHER SERVICES
10926	BOBS BODY SHOP		\$913.50	2004	OTHER SERVICES
41586	BOBS BODY SHOP		\$924.00	2005	OTHER SERVICES
21739	BOBS BODY SHOP		\$358.00	2005	OTHER SERVICES
27120	BOBS BODY SHOP		\$1,675.00	2005	OTHER SERVICES
22652	BOBS BODY SHOP		\$300.00	2005	OTHER SERVICES
18970	BOBS BODY SHOP		\$547.00	2005	OTHER SERVICES
25642	BOBS BODY SHOP		\$100.00	2005	OTHER SERVICES
19076	BOBS BODY SHOP		\$265.00	2005	OTHER SERVICES
13578	BOBS BODY SHOP		\$1,355.00	2004	OTHER SERVICES
42206	BOBS BODY SHOP		\$1,039.00	2005	OTHER SERVICES
11436	BOBS BODY SHOP		\$600.00	2004	OTHER SERVICES
3832	BOBS BODY SHOP		\$890.00	2004	OTHER SERVICES
16932	BOBS BODY SHOP		\$1,872.00	2005	OTHER SERVICES
7450	BOINEAUS MOVING STORAGE INC		\$5,596.00	2004	OTHER SERVICES
14912	BOLYN LUBRICANT TECHNOLOGIES		\$84.00	2005	OTHER SERVICES
6093	BRANHAM FLORIST SUPPLY CO INC		\$8.27	2004	OTHER SERVICES
4729	BROAD RIVER VALVE CO		\$252.00	2004	OTHER SERVICES
42253	BROCKINGTON, LENARD		\$350.00	2005	OTHER SERVICES

OTHER SERVICES CONTRACTS

Appendix A

PURCHASE ORDER #	VENDOR NAME	ETHNICITY	AWARD AMOUNT	FY	BUSINESS CATEGORY
12902	BROCKINGTON, LENARD		\$500.00	2004	OTHER SERVICES
26681	BROCKINGTON, LENARD		\$500.00	2005	OTHER SERVICES
7254	BROWDER ELECTRONICS CO INC		\$315.00	2004	OTHER SERVICES
12921	BROWDER ELECTRONICS CO INC		\$190.00	2004	OTHER SERVICES
24094	BROWDER ELECTRONICS CO INC		\$95.00	2005	OTHER SERVICES
41881	BROWDER ELECTRONICS CO INC		\$400.86	2005	OTHER SERVICES
21123	BROWDER ELECTRONICS CO INC		\$75.00	2005	OTHER SERVICES
21022	BROWDER ELECTRONICS CO INC		\$900.00	2005	OTHER SERVICES
22780	BROWDER ELECTRONICS CO INC		\$410.00	2005	OTHER SERVICES
3576	BROWDER ELECTRONICS CO INC		\$394.50	2004	OTHER SERVICES
1699	BROWDER ELECTRONICS CO INC		\$288.75	2004	OTHER SERVICES
41882	BROWDER ELECTRONICS CO INC		\$190.00	2005	OTHER SERVICES
27021	BROWDER ELECTRONICS CO INC		\$380.00	2005	OTHER SERVICES
25767	BROWDER ELECTRONICS CO INC		\$474.71	2005	OTHER SERVICES
41771	BUCKLEY, LEASA		\$2,640.00	2005	OTHER SERVICES
42196	BUCKLEY, LEASA		\$1,840.00	2005	OTHER SERVICES
26317	BULLOCK, CURTIS		\$240.00	2005	OTHER SERVICES
42352	BULLOCK, CURTIS		\$860.00	2005	OTHER SERVICES
12127	BULLOCK, CURTIS		\$500.00	2004	OTHER SERVICES
16013	BULLOCK, CURTIS		\$200.00	2005	OTHER SERVICES
26812	BULLOCK, CURTIS		\$280.00	2005	OTHER SERVICES
15785	BURTS, RICHARD M		\$196.92	2005	OTHER SERVICES
21820	BUSINESS MACHINES EXCHANGE		\$78.00	2005	OTHER SERVICES
21316	C C BOILER SALES & SERVICE INC		\$169.50	2005	OTHER SERVICES
19231	C C C PARTS CO		\$303.15	2005	OTHER SERVICES
2140	C C DICKSON CO		\$218.99	2004	OTHER SERVICES
952	C C DICKSON CO		\$55.71	2004	OTHER SERVICES
4561	C C DICKSON CO		\$1,217.49	2004	OTHER SERVICES
11400	C C DICKSON CO		\$327.60	2004	OTHER SERVICES
12223	C C DICKSON CO		\$101.81	2004	OTHER SERVICES
1550	C C DICKSON CO		\$556.72	2004	OTHER SERVICES
1249	C C DICKSON CO		\$202.65	2004	OTHER SERVICES
10085	C E TAYLOR PUMPING INC		\$2,100.00	2004	OTHER SERVICES
1766	C F D COMBAT CHALLENGE		\$900.00	2004	OTHER SERVICES
5188	C I C C		\$1,700.94	2004	OTHER SERVICES
13407	C I C C		\$9,755.00	2004	OTHER SERVICES
13635	C I C C		\$13,250.00	2004	OTHER SERVICES
13636	C I C C		\$10,000.00	2004	OTHER SERVICES
8223	C K SUPPLY		\$361.87	2004	OTHER SERVICES
27645	C M R PRINTING	AFRICAN AMERICAN	\$498.75	2005	OTHER SERVICES
41434	C M R PRINTING	AFRICAN AMERICAN	\$315.00	2005	OTHER SERVICES
41157	C M R PRINTING	AFRICAN AMERICAN	\$315.00	2005	OTHER SERVICES
41152	C M R PRINTING	AFRICAN AMERICAN	\$309.75	2005	OTHER SERVICES
41158	C M R PRINTING	AFRICAN AMERICAN	\$315.00	2005	OTHER SERVICES
41156	C M R PRINTING	AFRICAN AMERICAN	\$252.00	2005	OTHER SERVICES
41155	C M R PRINTING	AFRICAN AMERICAN	\$231.00	2005	OTHER SERVICES
41154	C M R PRINTING	AFRICAN AMERICAN	\$315.00	2005	OTHER SERVICES
28708	CAFE MAXX	NONMINORITY MALE	\$18.59	2003	OTHER SERVICES
30044	CAFE MAXX	NONMINORITY MALE	\$187.78	2003	OTHER SERVICES
10540	CAMDEN FIRE EXTINGUISHERS LLC		\$1,500.00	2004	OTHER SERVICES
15591	CAMDEN FIRE EXTINGUISHERS LLC		\$2,000.00	2005	OTHER SERVICES
359	CAMDEN FIRE EXTINGUISHERS LLC		\$3,000.00	2004	OTHER SERVICES
41456	CAMDEN FIRE EXTINGUISHERS LLC		\$900.00	2005	OTHER SERVICES
19345	CAMDEN FIRE EXTINGUISHERS LLC		\$1,170.00	2005	OTHER SERVICES
15393	CAMDEN FIRE EXTINGUISHERS LLC		\$3,000.00	2005	OTHER SERVICES
24474	CAMDEN FIRE EXTINGUISHERS LLC		\$2,000.00	2005	OTHER SERVICES
130	CAMDEN FIRE EXTINGUISHERS LLC		\$2,115.00	2004	OTHER SERVICES
1392	CAMPBELLS WRECKER SERVICE INC		\$150.00	2004	OTHER SERVICES
39529	CAMPBELLS WRECKER SERVICE INC		\$175.00	2003	OTHER SERVICES
18413	CAMPBELLS WRECKER SERVICE INC		\$175.00	2005	OTHER SERVICES
18408	CAMPBELLS WRECKER SERVICE INC		\$125.00	2005	OTHER SERVICES
31329	CAMPBELLS WRECKER SERVICE INC		\$375.00	2003	OTHER SERVICES
1911	CAMPBELLS WRECKER SERVICE INC		\$175.00	2004	OTHER SERVICES
2353	CAMPBELLS WRECKER SERVICE INC		\$150.00	2004	OTHER SERVICES
31286	CAMPBELLS WRECKER SERVICE INC		\$100.00	2003	OTHER SERVICES
22100	CAMPBELLS WRECKER SERVICE INC		\$200.00	2005	OTHER SERVICES
20651	CAMPBELLS WRECKER SERVICE INC		\$175.00	2005	OTHER SERVICES
16012	CANNON, JEROME		\$300.00	2005	OTHER SERVICES
32277	CANNON, JEROME		\$994.50	2003	OTHER SERVICES
18622	CANNON, JEROME		\$500.00	2005	OTHER SERVICES
34236	CANNON, JEROME		\$162.50	2003	OTHER SERVICES
28764	CANNON, JEROME		\$494.00	2003	OTHER SERVICES
6969	CANNON, JEROME		\$39.00	2004	OTHER SERVICES
13556	CANNON, JEROME		\$500.00	2004	OTHER SERVICES
12013	CANNON, JEROME		\$700.00	2004	OTHER SERVICES
26319	CANNON, JEROME		\$500.00	2005	OTHER SERVICES
42084	CANNON, JEROME		\$300.00	2005	OTHER SERVICES
38098	CANNON, JEROME		\$669.50	2003	OTHER SERVICES
528	CANNON, JEROME		\$200.00	2004	OTHER SERVICES

OTHER SERVICES CONTRACTS

Appendix A

PURCHASE ORDER #	VENDOR NAME	ETHNICITY	AWARD AMOUNT	FY	BUSINESS CATEGORY
40300	CANNON, JEROME		\$494.00	2003	OTHER SERVICES
39959	CANNON, JEROME		\$435.50	2003	OTHER SERVICES
19664	CANNON, JEROME		\$500.00	2005	OTHER SERVICES
11455	CANNON, JEROME		\$214.50	2004	OTHER SERVICES
42353	CANNON, JEROME		\$253.50	2005	OTHER SERVICES
14722	CANNON, JEROME		\$1,000.00	2005	OTHER SERVICES
5970	CANZATER, SHANCKA		\$125.00	2004	OTHER SERVICES
21248	CANZATER, SHANCKA		\$500.00	2005	OTHER SERVICES
543	CANZATER, SHANCKA		\$500.00	2004	OTHER SERVICES
40139	CAPITAL CATERING CAPITAL CITY SERVICES INC DBA		\$122.85	2003	OTHER SERVICES
1442	CAPITAL CATERING CAPITAL CITY SERVICES INC DBA		\$84.00	2004	OTHER SERVICES
40127	CAPITAL CATERING CAPITAL CITY SERVICES INC DBA		\$156.98	2003	OTHER SERVICES
7549	CAPITAL CATERING CAPITAL CITY SERVICES INC DBA		\$208.95	2004	OTHER SERVICES
21642	CAPITAL PRINTER REPAIR INC		\$142.63	2005	OTHER SERVICES
33932	CAPITAL PRINTER REPAIR INC		\$340.70	2003	OTHER SERVICES
3842	CAPITOL DESIGN OF SC INC		\$158.00	2004	OTHER SERVICES
18228	CAR SPA TOWING		\$75.00	2005	OTHER SERVICES
18544	CAR SPA TOWING		\$165.00	2005	OTHER SERVICES
25730	CAR SPA TOWING		\$125.00	2005	OTHER SERVICES
26879	CAR SPA TOWING		\$75.00	2005	OTHER SERVICES
22348	CAR SPA TOWING		\$75.00	2005	OTHER SERVICES
16166	CAR SPA TOWING		\$40.00	2005	OTHER SERVICES
23449	CAR SPA TOWING		\$75.00	2005	OTHER SERVICES
17782	CAR SPA TOWING		\$40.00	2005	OTHER SERVICES
23454	CAR SPA TOWING		\$75.00	2005	OTHER SERVICES
19075	CAR SPA TOWING		\$75.00	2005	OTHER SERVICES
42251	CARDER, CHARLES		\$200.00	2005	OTHER SERVICES
19433	CAROLINA CARPET CLEANING		\$1,500.45	2005	OTHER SERVICES
764	CAROLINA CONCRETE & ASPHALT RECYCLING INC		\$3,000.00	2004	OTHER SERVICES
7095	CAROLINA COVERS INC DBA CAROLINA TARP & AWNING		\$178.00	2004	OTHER SERVICES
18108	CAROLINA COVERS INC DBA CAROLINA TARP & AWNING		\$514.10	2005	OTHER SERVICES
1989	CAROLINA COVERS INC DBA CAROLINA TARP & AWNING		\$27.50	2004	OTHER SERVICES
18660	CAROLINA HOUSE MOVERS INC		\$36,000.00	2005	OTHER SERVICES
24700	CAROLINA INTERNATIONAL TRUCKS INC		\$262.93	2005	OTHER SERVICES
20380	CAROLINA INTERNATIONAL TRUCKS INC		\$144.56	2005	OTHER SERVICES
12863	CAROLINA INTERNATIONAL TRUCKS INC		\$3,410.88	2004	OTHER SERVICES
10133	CAROLINA INTERNATIONAL TRUCKS INC		\$4,993.77	2004	OTHER SERVICES
21988	CAROLINA INTERNATIONAL TRUCKS INC		\$1,369.78	2005	OTHER SERVICES
8644	CAROLINA INTERNATIONAL TRUCKS INC		\$1,776.46	2004	OTHER SERVICES
29788	CAROLINA INTERNATIONAL TRUCKS INC		\$215.32	2003	OTHER SERVICES
14366	CAROLINA INTERNATIONAL TRUCKS INC		\$305.96	2004	OTHER SERVICES
27312	CAROLINA INTERNATIONAL TRUCKS INC		\$569.75	2005	OTHER SERVICES
14650	CAROLINA INTERNATIONAL TRUCKS INC		\$88.08	2004	OTHER SERVICES
23942	CAROLINA INTERNATIONAL TRUCKS INC		\$148.00	2005	OTHER SERVICES
41792	CAROLINA MAILING SERVICE INC	AFRICAN AMERICAN	\$1,145.49	2005	OTHER SERVICES
23821	CAROLINA MAILING SERVICE INC	AFRICAN AMERICAN	\$600.00	2005	OTHER SERVICES
8062	CAROLINA MAILING SERVICE INC	AFRICAN AMERICAN	\$7,672.44	2004	OTHER SERVICES
2566	CAROLINA MAILING SERVICE INC	AFRICAN AMERICAN	\$133.82	2004	OTHER SERVICES
34872	CAROLINA MAILING SERVICE INC	AFRICAN AMERICAN	\$7,374.42	2003	OTHER SERVICES
21597	CAROLINA MAILING SERVICE INC	AFRICAN AMERICAN	\$531.46	2005	OTHER SERVICES
41791	CAROLINA MAILING SERVICE INC	AFRICAN AMERICAN	\$1,155.91	2005	OTHER SERVICES
21598	CAROLINA MAILING SERVICE INC	AFRICAN AMERICAN	\$144.05	2005	OTHER SERVICES
25903	CAROLINA MAILING SERVICE INC	AFRICAN AMERICAN	\$6,457.50	2005	OTHER SERVICES
22909	CAROLINA MAILING SERVICE INC	AFRICAN AMERICAN	\$499.00	2005	OTHER SERVICES
22470	CAROLINA MAILING SERVICE INC	AFRICAN AMERICAN	\$7,840.51	2005	OTHER SERVICES
24095	CAROLINA MAILING SERVICE INC	AFRICAN AMERICAN	\$465.82	2005	OTHER SERVICES
4194	CAROLINA MAILING SERVICE INC	AFRICAN AMERICAN	\$157.50	2004	OTHER SERVICES
42329	CAROLINA MAILING SERVICE INC	AFRICAN AMERICAN	\$3,000.00	2005	OTHER SERVICES
18177	CAROLINA MAILING SERVICE INC	AFRICAN AMERICAN	\$499.00	2005	OTHER SERVICES
17742	CAROLINA MAILING SERVICE INC	AFRICAN AMERICAN	\$499.00	2005	OTHER SERVICES
29675	CAROLINA MAILING SERVICE INC	AFRICAN AMERICAN	\$570.00	2003	OTHER SERVICES
17014	CAROLINA MAILING SERVICE INC	AFRICAN AMERICAN	\$499.00	2005	OTHER SERVICES
18566	CAROLINA MAILING SERVICE INC	AFRICAN AMERICAN	\$556.73	2005	OTHER SERVICES
34233	CAROLINA MAILING SERVICE INC	AFRICAN AMERICAN	\$241.81	2003	OTHER SERVICES
33386	CAROLINA MAILING SERVICE INC	AFRICAN AMERICAN	\$133.14	2003	OTHER SERVICES
19113	CAROLINA MAILING SERVICE INC	AFRICAN AMERICAN	\$211.68	2005	OTHER SERVICES
1191	CAROLINA MAILING SERVICE INC	AFRICAN AMERICAN	\$130,000.00	2004	OTHER SERVICES
15966	CAROLINA MAILING SERVICE INC	AFRICAN AMERICAN	\$428.52	2005	OTHER SERVICES
19491	CAROLINA MAILING SERVICE INC	AFRICAN AMERICAN	\$499.00	2005	OTHER SERVICES
15965	CAROLINA MAILING SERVICE INC	AFRICAN AMERICAN	\$396.78	2005	OTHER SERVICES
15964	CAROLINA MAILING SERVICE INC	AFRICAN AMERICAN	\$197.51	2005	OTHER SERVICES
32736	CAROLINA MAILING SERVICE INC	AFRICAN AMERICAN	\$63.82	2003	OTHER SERVICES
19490	CAROLINA MAILING SERVICE INC	AFRICAN AMERICAN	\$499.00	2005	OTHER SERVICES
18267	CAROLINA MOVING STORAGE	AFRICAN AMERICAN	\$5,000.00	2005	OTHER SERVICES
41381	CAROLINA MOVING STORAGE	AFRICAN AMERICAN	\$500.00	2005	OTHER SERVICES
2335	CAROLINA PAINT & BODY SHOP		\$145.00	2004	OTHER SERVICES
36889	CAROLINA PAINT & BODY SHOP		\$65.00	2003	OTHER SERVICES
26878	CAROLINA PAINT & BODY SHOP		\$80.00	2005	OTHER SERVICES
769	CAROLINA PAINT & BODY SHOP		\$355.00	2004	OTHER SERVICES

OTHER SERVICES CONTRACTS

Appendix A

PURCHASE ORDER #	VENDOR NAME	ETHNICITY	AWARD AMOUNT	FY	BUSINESS CATEGORY
4995	CAROLINA PAINT & BODY SHOP		\$75.00	2004	OTHER SERVICES
5917	CAROLINA PAINT & BODY SHOP		\$75.00	2004	OTHER SERVICES
6649	CAROLINA PARKING & TRANSIT CO		\$36.00	2004	OTHER SERVICES
32239	CAROLINA PARTY CONNECTION OF COLUMBIA		\$150.00	2003	OTHER SERVICES
41491	CAROLINA RECORDS & INFORMATION MANAGEMENT		\$30.00	2005	OTHER SERVICES
531	CAROLINA RIGGING LLC		\$81.95	2004	OTHER SERVICES
273	CAROLINA SHOOTING STARS		\$1,250.00	2004	OTHER SERVICES
904	CAROLINA SHOOTING STARS		\$1,250.00	2004	OTHER SERVICES
143	CAROLINA SHOOTING STARS		\$1,250.00	2004	OTHER SERVICES
15274	CAROLINA SHOOTING STARS		\$1,250.00	2005	OTHER SERVICES
39234	CAROLINA TRIBUNE	AFRICAN AMERICAN	\$152.00	2003	OTHER SERVICES
11233	CAROLINA TRUCKING & DEMOLITION SERVICES INC	AFRICAN AMERICAN	\$7,665.00	2004	OTHER SERVICES
33072	CARSWELL ABSTRACTING INC		\$762.00	2003	OTHER SERVICES
40270	CARSWELL ABSTRACTING INC		\$132.50	2003	OTHER SERVICES
33658	CAULDER, BILL DBA UNCLE BILLS PARTY CLOWNS		\$170.00	2003	OTHER SERVICES
15327	CAULDER, CHARLES D		\$225.00	2005	OTHER SERVICES
9139	CENTRAL HEATING & AIR CONDITIONING SERVICE INC	NONMINORITY MALE	\$113.00	2004	OTHER SERVICES
36398	CENTRAL HEATING & AIR CONDITIONING SERVICE INC	NONMINORITY MALE	\$196.00	2003	OTHER SERVICES
16745	CENTRAL HEATING & AIR CONDITIONING SERVICE INC	NONMINORITY MALE	\$388.00	2005	OTHER SERVICES
17837	CENTRAL HEATING & AIR CONDITIONING SERVICE INC	NONMINORITY MALE	\$185.00	2005	OTHER SERVICES
17959	CENTRAL HEATING & AIR CONDITIONING SERVICE INC	NONMINORITY MALE	\$180.00	2005	OTHER SERVICES
37276	CENTURY GLASS	NONMINORITY MALE	\$702.11	2003	OTHER SERVICES
42182	CHEROKEE KENWORTH INC		\$966.95	2005	OTHER SERVICES
16111	CHEROKEE KENWORTH INC		\$32.82	2005	OTHER SERVICES
37395	CITADEL BROADCASTING		\$2,500.00	2003	OTHER SERVICES
10861	CITADEL BROADCASTING		\$3,500.00	2004	OTHER SERVICES
5003	CITADEL BROADCASTING		\$175.00	2004	OTHER SERVICES
14597	CITY ELECTRIC REPAIR INC		\$226.05	2004	OTHER SERVICES
32764	CITY ELECTRIC REPAIR INC		\$197.23	2003	OTHER SERVICES
41794	CITY ELECTRIC REPAIR INC		\$756.00	2005	OTHER SERVICES
38639	CITY ELECTRIC REPAIR INC		\$59.37	2003	OTHER SERVICES
21016	CITY ELECTRIC REPAIR INC		\$172.36	2005	OTHER SERVICES
28092	CITY ELECTRIC REPAIR INC		\$34.53	2003	OTHER SERVICES
36582	CITY ELECTRIC REPAIR INC		\$250.31	2003	OTHER SERVICES
35961	CITY ELECTRIC REPAIR INC		\$85.19	2003	OTHER SERVICES
23450	CITY GARAGE & BODY SHOP		\$75.00	2005	OTHER SERVICES
4438	CITY GARAGE & BODY SHOP		\$2,522.58	2004	OTHER SERVICES
25198	CITY GARAGE & BODY SHOP		\$269.50	2005	OTHER SERVICES
26414	CITY GARAGE & BODY SHOP		\$3,037.39	2005	OTHER SERVICES
26203	CITY GARAGE & BODY SHOP		\$1,400.00	2005	OTHER SERVICES
26183	CITY GARAGE & BODY SHOP		\$570.00	2005	OTHER SERVICES
26052	CITY GARAGE & BODY SHOP		\$4,273.87	2005	OTHER SERVICES
2231	CITY GARAGE & BODY SHOP		\$2,370.31	2004	OTHER SERVICES
42149	CITY GARAGE & BODY SHOP		\$125.00	2005	OTHER SERVICES
5258	CITY GARAGE & BODY SHOP		\$75.00	2004	OTHER SERVICES
41964	CITY GARAGE & BODY SHOP		\$546.08	2005	OTHER SERVICES
3833	CITY GARAGE & BODY SHOP		\$1,698.75	2004	OTHER SERVICES
23941	CITY GARAGE & BODY SHOP		\$308.80	2005	OTHER SERVICES
26799	CITY GARAGE & BODY SHOP		\$2,867.13	2005	OTHER SERVICES
824	CITY GARAGE & BODY SHOP		\$4,000.00	2004	OTHER SERVICES
42120	CITY GARAGE & BODY SHOP		\$1,192.09	2005	OTHER SERVICES
5262	CITY GARAGE & BODY SHOP		\$75.00	2004	OTHER SERVICES
5260	CITY GARAGE & BODY SHOP		\$75.00	2004	OTHER SERVICES
42215	CITY GARAGE & BODY SHOP		\$2,191.16	2005	OTHER SERVICES
4962	CITY GARAGE & BODY SHOP		\$595.75	2004	OTHER SERVICES
25190	CITY GARAGE & BODY SHOP		\$6,705.61	2005	OTHER SERVICES
3034	CITY GARAGE & BODY SHOP		\$1,064.43	2004	OTHER SERVICES
42302	CITY GARAGE & BODY SHOP		\$125.00	2005	OTHER SERVICES
2669	CITY GARAGE & BODY SHOP		\$75.00	2004	OTHER SERVICES
13793	CITY GARAGE & BODY SHOP		\$1,196.48	2004	OTHER SERVICES
16099	CITY GARAGE & BODY SHOP		\$434.88	2005	OTHER SERVICES
7526	CITY GARAGE & BODY SHOP		\$450.10	2004	OTHER SERVICES
21406	CITY GARAGE & BODY SHOP		\$70.00	2005	OTHER SERVICES
12564	CITY GARAGE & BODY SHOP		\$1,030.63	2004	OTHER SERVICES
11448	CITY GARAGE & BODY SHOP		\$8,781.50	2004	OTHER SERVICES
7698	CITY GARAGE & BODY SHOP		\$3,599.61	2004	OTHER SERVICES
21242	CITY GARAGE & BODY SHOP		\$3,724.57	2005	OTHER SERVICES
16140	CITY GARAGE & BODY SHOP		\$1,293.42	2005	OTHER SERVICES
19446	CITY GARAGE & BODY SHOP		\$1,751.24	2005	OTHER SERVICES
18985	CITY GARAGE & BODY SHOP		\$506.83	2005	OTHER SERVICES
12006	CITY GARAGE & BODY SHOP		\$553.98	2004	OTHER SERVICES
11350	CITY GARAGE & BODY SHOP		\$75.00	2004	OTHER SERVICES
15018	CITY GARAGE & BODY SHOP		\$558.63	2005	OTHER SERVICES
17120	CITY GARAGE & BODY SHOP		\$579.70	2005	OTHER SERVICES
21209	CITY GARAGE & BODY SHOP		\$35.00	2005	OTHER SERVICES
20281	CITY GARAGE & BODY SHOP		\$1,696.08	2005	OTHER SERVICES
13259	CITY GARAGE & BODY SHOP		\$344.28	2004	OTHER SERVICES
19970	CITY GARAGE & BODY SHOP		\$802.30	2005	OTHER SERVICES
17710	CITY GARAGE & BODY SHOP		\$1,992.77	2005	OTHER SERVICES

OTHER SERVICES CONTRACTS

Appendix A

PURCHASE ORDER #	VENDOR NAME	ETHNICITY	AWARD AMOUNT	FY	BUSINESS CATEGORY
19475	CITY GARAGE & BODY SHOP		\$1,566.76	2005	OTHER SERVICES
10363	CITY GARAGE & BODY SHOP		\$150.00	2004	OTHER SERVICES
12866	CITY GARAGE & BODY SHOP		\$55.00	2004	OTHER SERVICES
17791	CITY GARAGE & BODY SHOP		\$1,067.40	2005	OTHER SERVICES
11187	CITY GARAGE & BODY SHOP		\$70.00	2004	OTHER SERVICES
19223	CITY GARAGE & BODY SHOP		\$1,097.38	2005	OTHER SERVICES
11029	CITY GARAGE & BODY SHOP		\$2,450.95	2004	OTHER SERVICES
12602	CITY GARAGE & BODY SHOP		\$6,781.33	2004	OTHER SERVICES
20647	CITY GARAGE & BODY SHOP		\$356.35	2005	OTHER SERVICES
15543	CITY GARAGE & BODY SHOP		\$325.90	2005	OTHER SERVICES
15941	CITY GARAGE & BODY SHOP		\$45.00	2005	OTHER SERVICES
22623	CITY GARAGE & BODY SHOP		\$1,139.78	2005	OTHER SERVICES
14641	CITY GARAGE & BODY SHOP		\$1,076.35	2004	OTHER SERVICES
5657	CITY GARAGE & BODY SHOP		\$788.55	2004	OTHER SERVICES
22639	CITY GARAGE & BODY SHOP		\$261.93	2005	OTHER SERVICES
23007	CITY GARAGE & BODY SHOP		\$1,620.92	2005	OTHER SERVICES
6780	CITY GARAGE & BODY SHOP		\$2,867.63	2004	OTHER SERVICES
23427	CITY GARAGE & BODY SHOP		\$6,038.89	2005	OTHER SERVICES
21862	CITY GARAGE & BODY SHOP		\$45.00	2005	OTHER SERVICES
14923	CITY GARAGE & BODY SHOP		\$790.55	2005	OTHER SERVICES
33937	CLARK, DON DBA ART IN A NUTSHELL		\$390.00	2003	OTHER SERVICES
39858	CLARK, DON DBA ART IN A NUTSHELL		\$145.00	2003	OTHER SERVICES
27409	CLASSIC CARPET CLEANERS		\$265.00	2005	OTHER SERVICES
20313	CLASSIC CARPET CLEANERS		\$450.00	2005	OTHER SERVICES
20311	CLASSIC CARPET CLEANERS		\$300.00	2005	OTHER SERVICES
13296	CLASSIC CARPET CLEANERS		\$200.00	2004	OTHER SERVICES
20131	CLASSIC CARPET CLEANERS		\$490.00	2005	OTHER SERVICES
23442	CLASSIC CARPET CLEANERS		\$125.00	2005	OTHER SERVICES
20104	CLASSIC CARPET CLEANERS		\$225.00	2005	OTHER SERVICES
23464	CLASSIC CARPET CLEANERS		\$160.00	2005	OTHER SERVICES
6491	CLASSIC CARPET CLEANERS		\$1,800.00	2004	OTHER SERVICES
23441	CLASSIC CARPET CLEANERS		\$275.00	2005	OTHER SERVICES
23440	CLASSIC CARPET CLEANERS		\$350.00	2005	OTHER SERVICES
23617	CLASSIC CARPET CLEANERS		\$425.00	2005	OTHER SERVICES
23443	CLASSIC CARPET CLEANERS		\$425.00	2005	OTHER SERVICES
11581	CLASSIC CARPET CLEANERS		\$262.50	2004	OTHER SERVICES
20105	CLASSIC CARPET CLEANERS		\$450.00	2005	OTHER SERVICES
25558	CLASSIC CARPET CLEANERS		\$325.00	2005	OTHER SERVICES
14447	CLASSIC CARPET CLEANERS		\$475.00	2004	OTHER SERVICES
14382	CLASSIC CARPET CLEANERS		\$425.00	2004	OTHER SERVICES
24974	CLASSIC CARPET CLEANERS		\$275.00	2005	OTHER SERVICES
6856	CLASSIC CARPET CLEANERS		\$375.00	2004	OTHER SERVICES
21913	CLASSIC CARPET CLEANERS		\$280.00	2005	OTHER SERVICES
6777	CLASSIC CARPET CLEANERS		\$490.00	2004	OTHER SERVICES
27205	CLASSIC CARPET CLEANERS		\$400.00	2005	OTHER SERVICES
14002	CLASSIC CARPET CLEANERS		\$300.00	2004	OTHER SERVICES
6776	CLASSIC CARPET CLEANERS		\$425.00	2004	OTHER SERVICES
18250	CLASSIC CARPET CLEANERS		\$175.00	2005	OTHER SERVICES
9195	CLASSIC CARPET CLEANERS		\$490.00	2004	OTHER SERVICES
30379	CLASSIC CARPET CLEANERS		\$300.00	2003	OTHER SERVICES
27401	CLASSIC CARPET CLEANERS		\$400.00	2005	OTHER SERVICES
6772	CLASSIC CARPET CLEANERS		\$415.00	2004	OTHER SERVICES
6769	CLASSIC CARPET CLEANERS		\$385.00	2004	OTHER SERVICES
14000	CLASSIC CARPET CLEANERS		\$450.00	2004	OTHER SERVICES
13957	CLASSIC CARPET CLEANERS		\$400.00	2004	OTHER SERVICES
13952	CLASSIC CARPET CLEANERS		\$499.95	2004	OTHER SERVICES
14528	CLASSIC CARPET CLEANERS		\$350.00	2004	OTHER SERVICES
11536	CLASSIC CARPET CLEANERS		\$472.50	2004	OTHER SERVICES
14540	CLASSIC CARPET CLEANERS		\$315.00	2004	OTHER SERVICES
14381	CLASSIC CARPET CLEANERS		\$275.00	2004	OTHER SERVICES
25567	CLASSIC LIMOUSINE SERVICE		\$632.50	2005	OTHER SERVICES
19039	CLASSIC SYSTEMS LLC		\$420.00	2005	OTHER SERVICES
20457	CLASSIC SYSTEMS LLC		\$165.00	2005	OTHER SERVICES
25681	CLASSIC SYSTEMS LLC		\$165.00	2005	OTHER SERVICES
41337	CLASSIC SYSTEMS LLC		\$180.00	2005	OTHER SERVICES
23034	CLASSIC SYSTEMS LLC		\$180.00	2005	OTHER SERVICES
12731	CLEAR VISION MEDIA		\$50.00	2004	OTHER SERVICES
9876	CLEAR VISION MEDIA		\$200.00	2004	OTHER SERVICES
1385	CLEMONS, MICHAEL		\$300.00	2004	OTHER SERVICES
28765	CLEMONS, MICHAEL		\$500.00	2003	OTHER SERVICES
37428	CLEMONS, MICHAEL		\$500.00	2003	OTHER SERVICES
14060	CLEMONS, MICHAEL		\$350.00	2004	OTHER SERVICES
537	CLEMONS, MICHAEL		\$500.00	2004	OTHER SERVICES
31083	CLEMONS, MICHAEL		\$498.00	2003	OTHER SERVICES
15993	CLEMONS, MICHAEL		\$800.00	2005	OTHER SERVICES
16557	CLEMONS, MICHAEL		\$800.00	2005	OTHER SERVICES
25381	CLEMONS, MICHAEL		\$300.00	2005	OTHER SERVICES
8457	CLEMONS, MICHAEL		\$500.00	2004	OTHER SERVICES
42085	CLEMONS, MICHAEL		\$168.00	2005	OTHER SERVICES

OTHER SERVICES CONTRACTS

Appendix A

PURCHASE ORDER #	VENDOR NAME	ETHNICITY	AWARD AMOUNT	FY	BUSINESS CATEGORY
36314	CLEMONS, MICHAEL		\$500.00	2003	OTHER SERVICES
21254	CLEMONS, MICHAEL		\$800.00	2005	OTHER SERVICES
10377	CLEMONS, MICHAEL		\$98.00	2004	OTHER SERVICES
7218	CLINTON, JIMMY		\$250.00	2004	OTHER SERVICES
37432	COLEMAN, NAPOLEON E II	AFRICAN AMERICAN	\$500.00	2003	OTHER SERVICES
36332	COLEMAN, NAPOLEON E II	AFRICAN AMERICAN	\$500.00	2003	OTHER SERVICES
8274	COLEMANS PLUMBING SUPPLY INC		\$76.67	2004	OTHER SERVICES
36856	COLUMBIA APPLIANCE & SERVICE CO		\$150.00	2003	OTHER SERVICES
7810	COLUMBIA AUTO SPRING CO INC		\$268.14	2004	OTHER SERVICES
7984	COLUMBIA AUTO SPRING CO INC		\$980.69	2004	OTHER SERVICES
40472	COLUMBIA AUTO SPRING CO INC		\$11,480.78	2003	OTHER SERVICES
16826	COLUMBIA AUTO SPRING CO INC		\$2,355.85	2005	OTHER SERVICES
42443	COLUMBIA AUTO SPRING CO INC		\$1,210.69	2005	OTHER SERVICES
41600	COLUMBIA AUTO SPRING CO INC		\$441.92	2005	OTHER SERVICES
21491	COLUMBIA AUTO SPRING CO INC		\$1,514.95	2005	OTHER SERVICES
4638	COLUMBIA AUTO SPRING CO INC		\$544.58	2004	OTHER SERVICES
5094	COLUMBIA AUTO SPRING CO INC		\$1,453.68	2004	OTHER SERVICES
5334	COLUMBIA AUTO SPRING CO INC		\$1,200.15	2004	OTHER SERVICES
6111	COLUMBIA AUTO SPRING CO INC		\$645.17	2004	OTHER SERVICES
14629	COLUMBIA AUTO SPRING CO INC		\$564.80	2004	OTHER SERVICES
5469	COLUMBIA AUTO SPRING CO INC		\$344.30	2004	OTHER SERVICES
15564	COLUMBIA AUTO SPRING CO INC		\$1,768.17	2005	OTHER SERVICES
22858	COLUMBIA AUTO SPRING CO INC		\$443.73	2005	OTHER SERVICES
14938	COLUMBIA AUTO SPRING CO INC		\$30.00	2005	OTHER SERVICES
7527	COLUMBIA AUTO SPRING CO INC		\$619.30	2004	OTHER SERVICES
13170	COLUMBIA AUTO SPRING CO INC		\$496.09	2004	OTHER SERVICES
27130	COLUMBIA AUTO SPRING CO INC		\$926.51	2005	OTHER SERVICES
27313	COLUMBIA AUTO SPRING CO INC		\$341.06	2005	OTHER SERVICES
11323	COLUMBIA AUTO SPRING CO INC		\$1,118.02	2004	OTHER SERVICES
42020	COLUMBIA AUTO SPRING CO INC		\$481.63	2005	OTHER SERVICES
19226	COLUMBIA AUTO SPRING CO INC		\$473.29	2005	OTHER SERVICES
21888	COLUMBIA AUTO SPRING CO INC		\$1,261.27	2005	OTHER SERVICES
41934	COLUMBIA AUTO SPRING CO INC		\$1,925.93	2005	OTHER SERVICES
1337	COLUMBIA AUTO SPRING CO INC		\$1,535.23	2004	OTHER SERVICES
8367	COLUMBIA AUTO SPRING CO INC		\$457.60	2004	OTHER SERVICES
13161	COLUMBIA AUTO SPRING CO INC		\$865.05	2004	OTHER SERVICES
19459	COLUMBIA AUTO SPRING CO INC		\$310.60	2005	OTHER SERVICES
13480	COLUMBIA AUTO SPRING CO INC		\$1,433.89	2004	OTHER SERVICES
9306	COLUMBIA AUTO SPRING CO INC		\$472.69	2004	OTHER SERVICES
2667	COLUMBIA AUTO SPRING CO INC		\$89.80	2004	OTHER SERVICES
8646	COLUMBIA AUTO SPRING CO INC		\$1,321.28	2004	OTHER SERVICES
13930	COLUMBIA AUTO SPRING CO INC		\$1,749.59	2004	OTHER SERVICES
832	COLUMBIA AUTO SPRING CO INC		\$1,674.94	2004	OTHER SERVICES
11715	COLUMBIA AUTO SPRING CO INC		\$826.70	2004	OTHER SERVICES
17110	COLUMBIA AUTO SPRING CO INC		\$279.09	2005	OTHER SERVICES
9980	COLUMBIA AUTO SPRING CO INC		\$627.11	2004	OTHER SERVICES
17462	COLUMBIA BUSINESS EQUIPMENT INC		\$340.00	2005	OTHER SERVICES
30885	COLUMBIA BUSINESS EQUIPMENT INC		\$306.00	2003	OTHER SERVICES
6653	COLUMBIA BUSINESS EQUIPMENT INC		\$228.00	2004	OTHER SERVICES
26900	COLUMBIA BUSINESS EQUIPMENT INC		\$378.15	2005	OTHER SERVICES
20897	COLUMBIA BUSINESS EQUIPMENT INC		\$228.00	2005	OTHER SERVICES
1735	COLUMBIA BUSINESS EQUIPMENT INC		\$306.00	2004	OTHER SERVICES
39162	COLUMBIA BUSINESS EQUIPMENT INC		\$378.15	2003	OTHER SERVICES
20255	COLUMBIA BUSINESS FORMS		\$711.90	2005	OTHER SERVICES
33334	COLUMBIA BUSINESS FORMS		\$710.32	2003	OTHER SERVICES
31642	COLUMBIA BUSINESS FORMS		\$1,517.25	2003	OTHER SERVICES
37640	COLUMBIA BUSINESS FORMS		\$389.94	2003	OTHER SERVICES
6625	COLUMBIA COOLING & HEATING CO INC		\$82.50	2004	OTHER SERVICES
40567	COLUMBIA COOLING & HEATING CO INC		\$2,060.00	2003	OTHER SERVICES
1669	COLUMBIA CRAWLER CORP		\$1,514.49	2004	OTHER SERVICES
40514	COLUMBIA CRAWLER CORP		\$1,536.34	2003	OTHER SERVICES
40438	COLUMBIA CRAWLER CORP		\$2,869.47	2003	OTHER SERVICES
39600	COLUMBIA CRAWLER CORP		\$859.13	2003	OTHER SERVICES
1389	COLUMBIA CRAWLER CORP		\$1,514.49	2004	OTHER SERVICES
798	COLUMBIA CRAWLER CORP		\$3,256.59	2004	OTHER SERVICES
3037	COLUMBIA CRAWLER CORP		\$2,814.79	2004	OTHER SERVICES
39058	COLUMBIA FREIGHTLINER		\$187.60	2003	OTHER SERVICES
22773	COLUMBIA FREIGHTLINER		\$4,135.85	2005	OTHER SERVICES
21497	COLUMBIA FREIGHTLINER		\$80.64	2005	OTHER SERVICES
14241	COLUMBIA FREIGHTLINER		\$154.56	2004	OTHER SERVICES
7092	COLUMBIA FREIGHTLINER		\$154.56	2004	OTHER SERVICES
30350	COLUMBIA FREIGHTLINER		\$128.91	2003	OTHER SERVICES
9274	COLUMBIA FREIGHTLINER		\$154.56	2004	OTHER SERVICES
8941	COLUMBIA FREIGHTLINER		\$216.49	2004	OTHER SERVICES
20379	COLUMBIA FREIGHTLINER		\$80.64	2005	OTHER SERVICES
20397	COLUMBIA FREIGHTLINER		\$243.55	2005	OTHER SERVICES
8778	COLUMBIA FREIGHTLINER		\$231.84	2004	OTHER SERVICES
7113	COLUMBIA FUEL INJECTION INC		\$747.36	2004	OTHER SERVICES
15744	COLUMBIA FUEL INJECTION INC		\$745.90	2005	OTHER SERVICES

OTHER SERVICES CONTRACTS

Appendix A

PURCHASE ORDER #	VENDOR NAME	ETHNICITY	AWARD AMOUNT	FY	BUSINESS CATEGORY
13511	COLUMBIA FUEL INJECTION INC		\$787.50	2004	OTHER SERVICES
3489	COLUMBIA FUEL INJECTION INC		\$2,389.15	2004	OTHER SERVICES
2233	COLUMBIA FUEL INJECTION INC		\$876.27	2004	OTHER SERVICES
10250	COLUMBIA FUEL INJECTION INC		\$102.37	2004	OTHER SERVICES
42399	COLUMBIA FUEL INJECTION INC		\$1,775.86	2005	OTHER SERVICES
9964	COLUMBIA FUEL INJECTION INC		\$355.49	2004	OTHER SERVICES
23810	COLUMBIA PHOTOGRAPHIC SUPPLY CO INC		\$265.44	2005	OTHER SERVICES
21034	COLUMBIA PRINTING & GRAPHICS INC		\$582.08	2005	OTHER SERVICES
3447	COLUMBIA PRINTING & GRAPHICS INC		\$324.03	2004	OTHER SERVICES
22799	COLUMBIA PRINTING & GRAPHICS INC		\$378.56	2005	OTHER SERVICES
7510	COLUMBIA PRINTING & GRAPHICS INC		\$672.12	2004	OTHER SERVICES
21846	COLUMBIA SMALL GENERATOR REPAIR		\$63.62	2005	OTHER SERVICES
7944	COLUMBIA SMALL GENERATOR REPAIR		\$27.00	2004	OTHER SERVICES
14849	COLUMBIA STAR		\$350.84	2005	OTHER SERVICES
12687	COLUMBIA STAR		\$210.38	2004	OTHER SERVICES
5532	COLUMBIA STAR		\$361.02	2004	OTHER SERVICES
5504	COLUMBIA STAR		\$324.75	2004	OTHER SERVICES
1816	COLUMBIA STAR		\$321.75	2004	OTHER SERVICES
12816	COLUMBIA STAR		\$210.38	2004	OTHER SERVICES
31281	COLUMBIA STAR		\$305.25	2003	OTHER SERVICES
26790	COLUMBIA STAR		\$69.38	2005	OTHER SERVICES
31090	COLUMBIA STAR		\$668.25	2003	OTHER SERVICES
19297	COLUMBIA STAR		\$222.75	2005	OTHER SERVICES
14827	COLUMBIA STAR		\$222.75	2005	OTHER SERVICES
13114	COLUMBIA STAR		\$222.75	2004	OTHER SERVICES
21366	COLUMBIA STAR		\$350.63	2005	OTHER SERVICES
12813	COLUMBIA STAR		\$247.50	2004	OTHER SERVICES
12352	COLUMBIA STAR		\$222.75	2004	OTHER SERVICES
25211	COLUMBIA STAR		\$259.88	2005	OTHER SERVICES
6346	COLUMBIA STAR		\$284.63	2004	OTHER SERVICES
25296	COLUMBIA STAR		\$111.00	2005	OTHER SERVICES
15658	COLUMBIA STAR		\$259.88	2005	OTHER SERVICES
12209	COLUMBIA STAR		\$191.81	2004	OTHER SERVICES
34859	COLUMBIA STAR		\$581.65	2003	OTHER SERVICES
19604	COLUMBIA STAR		\$136.13	2005	OTHER SERVICES
6102	COLUMBIA STAR		\$383.63	2004	OTHER SERVICES
5676	COLUMBIA STAR		\$222.75	2004	OTHER SERVICES
6009	COLUMBIA STAR		\$284.63	2004	OTHER SERVICES
9728	COLUMBIA STAR		\$235.13	2004	OTHER SERVICES
16879	COLUMBIA STAR		\$222.75	2005	OTHER SERVICES
19690	COLUMBIA STAR		\$383.63	2005	OTHER SERVICES
12373	COLUMBIA STAR		\$787.50	2004	OTHER SERVICES
40274	COLUMBIA STAR		\$49.50	2003	OTHER SERVICES
39380	COLUMBIA STAR		\$210.38	2003	OTHER SERVICES
21583	COLUMBIA STAR		\$173.25	2005	OTHER SERVICES
4607	COLUMBIA STAR		\$247.50	2004	OTHER SERVICES
2083	COLUMBIA STAR		\$173.25	2004	OTHER SERVICES
13959	COLUMBIA STAR		\$258.00	2004	OTHER SERVICES
38696	COLUMBIA STAR		\$105.19	2003	OTHER SERVICES
29470	COLUMBIA STAR		\$1,394.27	2003	OTHER SERVICES
3422	COLUMBIA STAR		\$259.88	2004	OTHER SERVICES
28820	COLUMBIA STAR		\$1,546.89	2003	OTHER SERVICES
17818	COLUMBIA STAR		\$181.91	2005	OTHER SERVICES
33634	COLUMBIA STAR		\$1,823.25	2003	OTHER SERVICES
17362	COLUMBIA STAR		\$247.50	2005	OTHER SERVICES
2982	COLUMBIA STAR		\$352.69	2004	OTHER SERVICES
2191	COLUMBIA STAR		\$190.58	2004	OTHER SERVICES
38630	COLUMBIA STAR		\$235.13	2003	OTHER SERVICES
30028	COLUMBIA STAR		\$396.00	2003	OTHER SERVICES
30135	COLUMBIA STAR		\$88.69	2003	OTHER SERVICES
10093	COLUMBIA STAR		\$1,837.50	2004	OTHER SERVICES
38633	COLUMBIA STAR		\$210.38	2003	OTHER SERVICES
27418	COLUMBIA STAR		\$100.00	2005	OTHER SERVICES
18813	COLUMBIA STAR		\$247.50	2005	OTHER SERVICES
25387	COLUMBIA STAR		\$111.00	2005	OTHER SERVICES
4509	COLUMBIA STAR		\$99.00	2004	OTHER SERVICES
18774	COLUMBIA STAR		\$210.38	2005	OTHER SERVICES
27259	COLUMBIA STAR		\$55.50	2005	OTHER SERVICES
4297	COLUMBIA STAR		\$247.50	2004	OTHER SERVICES
38843	COLUMBIA STAR		\$231.00	2003	OTHER SERVICES
4254	COLUMBIA STAR		\$99.00	2004	OTHER SERVICES
34770	COLUMBIA STAR		\$297.00	2003	OTHER SERVICES
21293	COLUMBIA STAR		\$1,336.50	2005	OTHER SERVICES
1933	COLUMBIA STAR		\$190.58	2004	OTHER SERVICES
4133	COLUMBIA STAR		\$396.00	2004	OTHER SERVICES
18289	COLUMBIA STAR		\$106.80	2005	OTHER SERVICES
28534	COLUMBIA STAR		\$152.63	2003	OTHER SERVICES
28670	COLUMBIA STAR		\$160.88	2003	OTHER SERVICES
33696	COLUMBIA STAR		\$264.00	2003	OTHER SERVICES

OTHER SERVICES CONTRACTS

Appendix A

PURCHASE ORDER #	VENDOR NAME	ETHNICITY	AWARD AMOUNT	FY	BUSINESS CATEGORY
34035	COLUMBIA STAR		\$210.38	2003	OTHER SERVICES
22913	COLUMBIA STAR		\$74.25	2005	OTHER SERVICES
11614	COLUMBIA STAR		\$309.38	2004	OTHER SERVICES
9564	COLUMBIA STAR		\$20.63	2004	OTHER SERVICES
1122	COLUMBIA STAR		\$61.88	2004	OTHER SERVICES
1104	COLUMBIA STAR		\$210.38	2004	OTHER SERVICES
8000	COLUMBIA STAR		\$235.13	2004	OTHER SERVICES
35147	COLUMBIA STAR		\$129.50	2003	OTHER SERVICES
35942	COLUMBIA STAR		\$1,051.88	2003	OTHER SERVICES
8076	COLUMBIA STAR		\$247.50	2004	OTHER SERVICES
6608	COLUMBIA STAR		\$1,980.00	2004	OTHER SERVICES
11531	COLUMBIA STAR		\$235.13	2004	OTHER SERVICES
8291	COLUMBIA STAR		\$346.50	2004	OTHER SERVICES
15271	COLUMBIA STAR		\$272.25	2005	OTHER SERVICES
33157	COLUMBIA STAR		\$111.00	2003	OTHER SERVICES
23392	COLUMBIA STAR		\$136.13	2005	OTHER SERVICES
22899	COLUMBIA STAR		\$136.13	2005	OTHER SERVICES
9482	COLUMBIA STAR		\$2,000.00	2004	OTHER SERVICES
22135	COLUMBIA STAR		\$148.50	2005	OTHER SERVICES
15447	COLUMBIA STAR		\$2,357.46	2005	OTHER SERVICES
9295	COLUMBIA STAR		\$201.19	2004	OTHER SERVICES
16024	COLUMBIA STAR		\$222.75	2005	OTHER SERVICES
9017	COLUMBIA STAR		\$272.25	2004	OTHER SERVICES
9021	COLUMBIA STAR		\$222.75	2004	OTHER SERVICES
11162	COLUMBIA STAR		\$210.38	2004	OTHER SERVICES
22354	COLUMBIA STAR		\$43.31	2005	OTHER SERVICES
9248	COLUMBIA STAR		\$210.38	2004	OTHER SERVICES
15618	COLUMBIA STAR		\$247.50	2005	OTHER SERVICES
23242	COLUMBIA STAR		\$284.63	2005	OTHER SERVICES
10348	COLUMBIA STAR		\$247.50	2004	OTHER SERVICES
309	COLUMBIA STAR		\$200.00	2004	OTHER SERVICES
31663	COLUMBIA STAR		\$2,116.14	2003	OTHER SERVICES
7239	COLUMBIA STAR		\$247.50	2004	OTHER SERVICES
12619	COLUMBIA STAR		\$259.88	2004	OTHER SERVICES
7584	COLUMBIA STAR		\$309.38	2004	OTHER SERVICES
370	COLUMBIA STAR		\$2,202.78	2004	OTHER SERVICES
22028	COLUMBIA STAR		\$117.56	2005	OTHER SERVICES
15225	COLUMBIA STAR		\$272.25	2005	OTHER SERVICES
25104	COLUMBIA STAR		\$117.94	2005	OTHER SERVICES
10690	COLUMBIA STAR		\$754.88	2004	OTHER SERVICES
7211	COLUMBIA STAR		\$247.50	2004	OTHER SERVICES
24162	COLUMBIA STAR		\$30.06	2005	OTHER SERVICES
30318	COLUMBIA STAR		\$334.13	2003	OTHER SERVICES
23820	COLUMBIA STAR		\$152.63	2005	OTHER SERVICES
16202	COLUMBIA STAR		\$247.50	2005	OTHER SERVICES
10501	COLUMBIA STAR		\$247.50	2004	OTHER SERVICES
22033	COLUMBIA STAR		\$123.75	2005	OTHER SERVICES
41795	COMMERCIAL FITNESS SERVICE & SALES		\$220.00	2005	OTHER SERVICES
15464	COMMERCIAL FITNESS SERVICE & SALES		\$220.00	2005	OTHER SERVICES
41806	COMMERCIAL FITNESS SERVICE & SALES		\$770.91	2005	OTHER SERVICES
21321	COMMERCIAL FITNESS SERVICE & SALES		\$220.00	2005	OTHER SERVICES
2334	COMMERCIAL FITNESS SERVICE & SALES		\$6,998.25	2004	OTHER SERVICES
19112	COMMERCIAL FITNESS SERVICE & SALES		\$220.00	2005	OTHER SERVICES
17451	COMMERCIAL FITNESS SERVICE & SALES		\$499.00	2005	OTHER SERVICES
24036	COMMERCIAL OFFICE FURNITURE INC		\$104.48	2005	OTHER SERVICES
20673	COMMUNICATION MANAGEMENT INC		\$70.00	2005	OTHER SERVICES
16712	COMMUNICATION MANAGEMENT INC		\$500.00	2005	OTHER SERVICES
35960	COMMUNICATIONS SPECIALIST INC		\$390.00	2003	OTHER SERVICES
22686	COMMUNICATIONS SPECIALIST INC		\$5,000.00	2005	OTHER SERVICES
35424	COMMUNICATIONS SPECIALIST INC		\$54.99	2003	OTHER SERVICES
15934	COMMUNICATIONS SPECIALIST INC		\$2,050.00	2005	OTHER SERVICES
41440	COMMUNICATIONS SPECIALIST INC		\$353.98	2005	OTHER SERVICES
36896	COMMUNICATIONS SPECIALIST INC		\$279.00	2003	OTHER SERVICES
30408	COMPLETE COPIER CENTER INC		\$40.95	2003	OTHER SERVICES
9153	CONNER, CARRIE		\$1,570.00	2004	OTHER SERVICES
1827	CONNER, CARRIE		\$314.00	2004	OTHER SERVICES
31408	CONNER, CARRIE		\$3,768.00	2003	OTHER SERVICES
3285	CONNER, CARRIE		\$1,570.00	2004	OTHER SERVICES
22907	CONNER, CARRIE		\$1,884.00	2005	OTHER SERVICES
517	CONNER, CARRIE		\$314.00	2004	OTHER SERVICES
15350	CONNER, CARRIE		\$1,884.00	2005	OTHER SERVICES
15742	CONSTAN GERVAIS STREET CAR WASH INC		\$49.95	2005	OTHER SERVICES
22660	CONSTAN GERVAIS STREET CAR WASH INC		\$59.95	2005	OTHER SERVICES
877	CONSTAN GERVAIS STREET CAR WASH INC		\$141.75	2004	OTHER SERVICES
16101	CONSTAN GERVAIS STREET CAR WASH INC		\$45.00	2005	OTHER SERVICES
24004	CONSTAN GERVAIS STREET CAR WASH INC		\$73.45	2005	OTHER SERVICES
23906	CONSTAN GERVAIS STREET CAR WASH INC		\$17.95	2005	OTHER SERVICES
1322	CONSTAN GERVAIS STREET CAR WASH INC		\$26.25	2004	OTHER SERVICES
1127	COOPER, RICHARD		\$100.00	2004	OTHER SERVICES

OTHER SERVICES CONTRACTS

Appendix A

PURCHASE ORDER #	VENDOR NAME	ETHNICITY	AWARD AMOUNT	FY	BUSINESS CATEGORY
7955	COOPERS NURSERY		\$2,432.34	2004	OTHER SERVICES
34413	COPY PICKUP INC		\$570.78	2003	OTHER SERVICES
26960	COPY PICKUP INC		\$68.25	2005	OTHER SERVICES
34421	COPY PICKUP INC		\$63.84	2003	OTHER SERVICES
35260	COPY PICKUP INC		\$74.55	2003	OTHER SERVICES
29888	COPY PICKUP INC		\$133.81	2003	OTHER SERVICES
39877	COPY PICKUP INC		\$93.71	2003	OTHER SERVICES
38981	COPY PICKUP INC		\$78.75	2003	OTHER SERVICES
35259	COPY PICKUP INC		\$65.10	2003	OTHER SERVICES
23754	COPY PICKUP INC		\$65.94	2005	OTHER SERVICES
38431	COPY PICKUP INC		\$94.50	2003	OTHER SERVICES
30781	COPY PICKUP INC		\$116.55	2003	OTHER SERVICES
30866	COPY PICKUP INC		\$1,792.85	2003	OTHER SERVICES
15244	COPY PICKUP INC		\$57.72	2005	OTHER SERVICES
20364	COTTMAN TRANSMISSION ASHFORD & ASSOC LLC	AFRICAN AMERICAN	\$1,350.00	2005	OTHER SERVICES
17998	COTTMAN TRANSMISSION ASHFORD & ASSOC LLC	AFRICAN AMERICAN	\$700.00	2005	OTHER SERVICES
18071	COTTMAN TRANSMISSION ASHFORD & ASSOC LLC	AFRICAN AMERICAN	\$1,317.54	2005	OTHER SERVICES
31284	COTTMAN TRANSMISSION ASHFORD & ASSOC LLC	AFRICAN AMERICAN	\$1,746.93	2003	OTHER SERVICES
19943	COTTMAN TRANSMISSION ASHFORD & ASSOC LLC	AFRICAN AMERICAN	\$1,382.00	2005	OTHER SERVICES
6716	COTTMAN TRANSMISSION ASHFORD & ASSOC LLC	AFRICAN AMERICAN	\$1,250.00	2004	OTHER SERVICES
7097	COTTMAN TRANSMISSION ASHFORD & ASSOC LLC	AFRICAN AMERICAN	\$1,398.70	2004	OTHER SERVICES
7183	COTTMAN TRANSMISSION ASHFORD & ASSOC LLC	AFRICAN AMERICAN	\$1,337.53	2004	OTHER SERVICES
14025	COTTMAN TRANSMISSION ASHFORD & ASSOC LLC	AFRICAN AMERICAN	\$1,395.00	2004	OTHER SERVICES
11964	COTTMAN TRANSMISSION ASHFORD & ASSOC LLC	AFRICAN AMERICAN	\$1,213.31	2004	OTHER SERVICES
30364	COTTMAN TRANSMISSION ASHFORD & ASSOC LLC	AFRICAN AMERICAN	\$1,500.00	2003	OTHER SERVICES
22487	COTTMAN TRANSMISSION ASHFORD & ASSOC LLC	AFRICAN AMERICAN	\$1,400.00	2005	OTHER SERVICES
10633	COTTMAN TRANSMISSION ASHFORD & ASSOC LLC	AFRICAN AMERICAN	\$350.00	2004	OTHER SERVICES
20552	COTTMAN TRANSMISSION ASHFORD & ASSOC LLC	AFRICAN AMERICAN	\$1,399.87	2005	OTHER SERVICES
22101	COTTMAN TRANSMISSION ASHFORD & ASSOC LLC	AFRICAN AMERICAN	\$1,236.36	2005	OTHER SERVICES
9756	COTTMAN TRANSMISSION ASHFORD & ASSOC LLC	AFRICAN AMERICAN	\$2,200.66	2004	OTHER SERVICES
42264	COTTMAN TRANSMISSION ASHFORD & ASSOC LLC	AFRICAN AMERICAN	\$1,458.55	2005	OTHER SERVICES
11216	COTTMAN TRANSMISSION ASHFORD & ASSOC LLC	AFRICAN AMERICAN	\$301.25	2004	OTHER SERVICES
10267	COTTMAN TRANSMISSION ASHFORD & ASSOC LLC	AFRICAN AMERICAN	\$1,300.00	2004	OTHER SERVICES
23175	COTTMAN TRANSMISSION ASHFORD & ASSOC LLC	AFRICAN AMERICAN	\$1,250.00	2005	OTHER SERVICES
22930	CRANE AMERICA SERVICES INC		\$178.00	2005	OTHER SERVICES
22931	CRANE AMERICA SERVICES INC		\$120.00	2005	OTHER SERVICES
23733	CRANE AMERICA SERVICES INC		\$1,295.56	2005	OTHER SERVICES
17436	CRANE AMERICA SERVICES INC		\$178.75	2005	OTHER SERVICES
21645	CRANE AMERICA SERVICES INC		\$470.50	2005	OTHER SERVICES
17376	CRANE AMERICA SERVICES INC		\$7,597.57	2005	OTHER SERVICES
23469	CRANE AMERICA SERVICES INC		\$485.00	2005	OTHER SERVICES
13011	CRANE AMERICA SERVICES INC		\$162.50	2004	OTHER SERVICES
17434	CRANE AMERICA SERVICES INC		\$970.05	2005	OTHER SERVICES
5966	CROMERS CONCESSIONS LLC	NONMINORITY MALE	\$210.00	2004	OTHER SERVICES
4477	CROMERS P NUTS INC	NONMINORITY MALE	\$19.43	2004	OTHER SERVICES
39492	CROWSON STONE PRINTING CO INC		\$666.75	2003	OTHER SERVICES
34752	CROWSON STONE PRINTING CO INC		\$18,306.75	2003	OTHER SERVICES
31560	CROWSON STONE PRINTING CO INC		\$635.00	2003	OTHER SERVICES
5358	CRYSTAL LINEN SERVICE		\$174.30	2004	OTHER SERVICES
6641	CRYSTAL LINEN SERVICE		\$98.70	2004	OTHER SERVICES
2073	CRYSTAL LINEN SERVICE		\$182.96	2004	OTHER SERVICES
38330	CRYSTAL LINEN SERVICE		\$268.80	2003	OTHER SERVICES
18633	CULINARY CONSULTING & DESIGN LLC	AFRICAN AMERICAN	\$300.00	2005	OTHER SERVICES
7200	CULINARY CONSULTING & DESIGN LLC	AFRICAN AMERICAN	\$2,100.00	2004	OTHER SERVICES
24133	CULINARY CONSULTING & DESIGN LLC	AFRICAN AMERICAN	\$120.91	2005	OTHER SERVICES
24106	CULINARY CONSULTING & DESIGN LLC	AFRICAN AMERICAN	\$483.64	2005	OTHER SERVICES
16556	CUMMINGS, KEVIN		\$300.00	2005	OTHER SERVICES
42087	CUMMINGS, KEVIN		\$168.00	2005	OTHER SERVICES
31429	CUMMINGS, KEVIN		\$42.00	2003	OTHER SERVICES
28766	CUMMINGS, KEVIN		\$441.00	2003	OTHER SERVICES
1380	CUMMINGS, KEVIN		\$300.00	2004	OTHER SERVICES
14052	CUMMINGS, KEVIN		\$300.00	2004	OTHER SERVICES
16324	CUMMINGS, KEVIN		\$500.00	2005	OTHER SERVICES
1041	CUMMINGS, KEVIN		\$500.00	2004	OTHER SERVICES
21672	CURTIS FABRICATIONS & INSTALLATION INC		\$13,170.42	2005	OTHER SERVICES
20412	CURTIS FABRICATIONS & INSTALLATION INC		\$1,329.50	2005	OTHER SERVICES
6543	CURTIS FABRICATIONS & INSTALLATION INC		\$2,493.75	2004	OTHER SERVICES
26405	CUSTOM TRIM DESIGNS AKA J CONRAD GEIGER		\$152.25	2005	OTHER SERVICES
14222	CUSTOM TRIM DESIGNS AKA J CONRAD GEIGER		\$152.25	2004	OTHER SERVICES
40612	CUSTOM TRIM DESIGNS AKA J CONRAD GEIGER		\$78.75	2003	OTHER SERVICES
4765	CUSTOM TRIM DESIGNS AKA J CONRAD GEIGER		\$152.25	2004	OTHER SERVICES
13509	CUSTOM TRIM DESIGNS AKA J CONRAD GEIGER		\$152.28	2004	OTHER SERVICES
12950	CUSTOM TRIM DESIGNS AKA J CONRAD GEIGER		\$157.25	2004	OTHER SERVICES
29760	CUSTOM TRIM DESIGNS AKA J CONRAD GEIGER		\$52.50	2003	OTHER SERVICES
495	CUSTOM TRIM DESIGNS AKA J CONRAD GEIGER		\$194.25	2004	OTHER SERVICES
10269	CUSTOM TRIM DESIGNS AKA J CONRAD GEIGER		\$65.00	2004	OTHER SERVICES
30746	CUSTOM TRIM DESIGNS AKA J CONRAD GEIGER		\$869.25	2003	OTHER SERVICES
41595	CUSTOM TRIM DESIGNS AKA J CONRAD GEIGER		\$63.60	2005	OTHER SERVICES
40512	CUSTOM TRIM DESIGNS AKA J CONRAD GEIGER		\$152.25	2003	OTHER SERVICES

OTHER SERVICES CONTRACTS

Appendix A

PURCHASE ORDER #	VENDOR NAME	ETHNICITY	AWARD AMOUNT	FY	BUSINESS CATEGORY
18715	CUSTOM TRIM DESIGNS AKA J CONRAD GEIGER		\$63.00	2005	OTHER SERVICES
26144	CYBERWOVEN LLC	NONMINORITY MALE	\$300.00	2005	OTHER SERVICES
24906	CYBERWOVEN LLC	NONMINORITY MALE	\$12,318.00	2005	OTHER SERVICES
16079	CYBERWOVEN LLC	NONMINORITY MALE	\$1,836.00	2005	OTHER SERVICES
15861	D & D FACILITY MAINTENANCE SERVICES		\$5,299.00	2005	OTHER SERVICES
31002	D C P AUDIO		\$550.00	2003	OTHER SERVICES
12723	D C S FOODSERVICE INC	AFRICAN AMERICAN	\$325.50	2004	OTHER SERVICES
36290	D C S FOODSERVICE INC	AFRICAN AMERICAN	\$333.50	2003	OTHER SERVICES
39000	D C S FOODSERVICE INC	AFRICAN AMERICAN	\$333.50	2003	OTHER SERVICES
20797	D C S FOODSERVICE INC	AFRICAN AMERICAN	\$366.00	2005	OTHER SERVICES
36213	D C S FOODSERVICE INC	AFRICAN AMERICAN	\$237.62	2003	OTHER SERVICES
21328	D C S FOODSERVICE INC	AFRICAN AMERICAN	\$517.50	2005	OTHER SERVICES
40821	DAKTRONICS INC DBA SCOREBOARD SALES & SERVICE		\$55.00	2003	OTHER SERVICES
12018	DAKTRONICS INC DBA SCOREBOARD SALES & SERVICE		\$3,966.90	2004	OTHER SERVICES
8023	DARNELL CO INC	NONMINORITY WOMEN	\$1,025.49	2004	OTHER SERVICES
9191	DARNELL CO INC	NONMINORITY WOMEN	\$475.03	2004	OTHER SERVICES
7544	DARNELL CO INC	NONMINORITY WOMEN	\$2,520.00	2004	OTHER SERVICES
9190	DARNELL CO INC	NONMINORITY WOMEN	\$5,898.73	2004	OTHER SERVICES
5424	DATA COM INC		\$147.00	2004	OTHER SERVICES
41873	DAVID K BRELLS DBA CLASSIC CARPET CLEANERS		\$400.00	2005	OTHER SERVICES
41819	DAVID K BRELLS DBA CLASSIC CARPET CLEANERS		\$200.00	2005	OTHER SERVICES
41814	DAVID K BRELLS DBA CLASSIC CARPET CLEANERS		\$475.00	2005	OTHER SERVICES
41805	DAVID K BRELLS DBA CLASSIC CARPET CLEANERS		\$475.00	2005	OTHER SERVICES
41811	DAVID K BRELLS DBA CLASSIC CARPET CLEANERS		\$450.00	2005	OTHER SERVICES
42010	DAVID K BRELLS DBA CLASSIC CARPET CLEANERS		\$400.00	2005	OTHER SERVICES
41970	DAVID K BRELLS DBA CLASSIC CARPET CLEANERS		\$200.00	2005	OTHER SERVICES
20571	DAVIS PAINT & BODY TOWING SERVICE	AFRICAN AMERICAN	\$642.51	2005	OTHER SERVICES
14635	DAVIS PAINT & BODY TOWING SERVICE	AFRICAN AMERICAN	\$325.00	2004	OTHER SERVICES
14363	DAVIS PAINT & BODY TOWING SERVICE	AFRICAN AMERICAN	\$2,405.00	2004	OTHER SERVICES
23948	DAVIS PAINT & BODY TOWING SERVICE	AFRICAN AMERICAN	\$1,220.18	2005	OTHER SERVICES
15542	DAVIS PAINT & BODY TOWING SERVICE	AFRICAN AMERICAN	\$1,186.00	2005	OTHER SERVICES
15612	DAVIS PAINT & BODY TOWING SERVICE	AFRICAN AMERICAN	\$198.75	2005	OTHER SERVICES
17342	DAVIS PAINT & BODY TOWING SERVICE	AFRICAN AMERICAN	\$332.00	2005	OTHER SERVICES
18546	DAVIS PAINT & BODY TOWING SERVICE	AFRICAN AMERICAN	\$1,504.29	2005	OTHER SERVICES
24300	DAVIS PAINT & BODY TOWING SERVICE	AFRICAN AMERICAN	\$944.50	2005	OTHER SERVICES
24017	DAVIS PAINT & BODY TOWING SERVICE	AFRICAN AMERICAN	\$220.20	2005	OTHER SERVICES
15448	DAVIS PAINT & BODY TOWING SERVICE	AFRICAN AMERICAN	\$150.00	2005	OTHER SERVICES
791	DAVIS PAINT & BODY TOWING SERVICE	AFRICAN AMERICAN	\$5,000.00	2004	OTHER SERVICES
16313	DAVIS PAINT & BODY TOWING SERVICE	AFRICAN AMERICAN	\$1,681.78	2005	OTHER SERVICES
23842	DAVIS PAINT & BODY TOWING SERVICE	AFRICAN AMERICAN	\$672.85	2005	OTHER SERVICES
7690	DAVIS PAINT & BODY TOWING SERVICE	AFRICAN AMERICAN	\$150.00	2004	OTHER SERVICES
12940	DAVIS PAINT & BODY TOWING SERVICE	AFRICAN AMERICAN	\$50.00	2004	OTHER SERVICES
1188	DAVIS PAINT & BODY TOWING SERVICE	AFRICAN AMERICAN	\$1,297.79	2004	OTHER SERVICES
13507	DAVIS PAINT & BODY TOWING SERVICE	AFRICAN AMERICAN	\$50.00	2004	OTHER SERVICES
11692	DAVIS PAINT & BODY TOWING SERVICE	AFRICAN AMERICAN	\$222.30	2004	OTHER SERVICES
22860	DAVIS PAINT & BODY TOWING SERVICE	AFRICAN AMERICAN	\$890.45	2005	OTHER SERVICES
7808	DAVIS PAINT & BODY TOWING SERVICE	AFRICAN AMERICAN	\$430.00	2004	OTHER SERVICES
26721	DAVIS PAINT & BODY TOWING SERVICE	AFRICAN AMERICAN	\$692.46	2005	OTHER SERVICES
42214	DAVIS PAINT & BODY TOWING SERVICE	AFRICAN AMERICAN	\$478.40	2005	OTHER SERVICES
8518	DAVIS PAINT & BODY TOWING SERVICE	AFRICAN AMERICAN	\$623.30	2004	OTHER SERVICES
27192	DAVIS PAINT & BODY TOWING SERVICE	AFRICAN AMERICAN	\$529.63	2005	OTHER SERVICES
10630	DAVIS PAINT & BODY TOWING SERVICE	AFRICAN AMERICAN	\$1,594.83	2004	OTHER SERVICES
6322	DAVIS PAINT & BODY TOWING SERVICE	AFRICAN AMERICAN	\$1,350.47	2004	OTHER SERVICES
14946	DAVIS PAINT & BODY TOWING SERVICE	AFRICAN AMERICAN	\$616.00	2005	OTHER SERVICES
21593	DAVIS PAINT & BODY TOWING SERVICE	AFRICAN AMERICAN	\$75.00	2005	OTHER SERVICES
8292	DAVIS PAINT & BODY TOWING SERVICE	AFRICAN AMERICAN	\$85.00	2004	OTHER SERVICES
41611	DAVIS PAINT & BODY TOWING SERVICE	AFRICAN AMERICAN	\$768.66	2005	OTHER SERVICES
16592	DAVIS PAINT & BODY TOWING SERVICE	AFRICAN AMERICAN	\$119.70	2005	OTHER SERVICES
24952	DAVIS PAINT & BODY TOWING SERVICE	AFRICAN AMERICAN	\$420.33	2005	OTHER SERVICES
18058	DAVIS PAINT & BODY TOWING SERVICE	AFRICAN AMERICAN	\$485.00	2005	OTHER SERVICES
7117	DAVIS PAINT & BODY TOWING SERVICE	AFRICAN AMERICAN	\$5,563.96	2004	OTHER SERVICES
20119	DAVIS PAINT & BODY TOWING SERVICE	AFRICAN AMERICAN	\$559.35	2005	OTHER SERVICES
4353	DAVIS, HARRY		\$90.00	2004	OTHER SERVICES
41630	DEE ANN HENRY CO		\$110.00	2005	OTHER SERVICES
26926	DEE ANN HENRY CO		\$100.00	2005	OTHER SERVICES
25929	DEE ANN HENRY CO		\$100.00	2005	OTHER SERVICES
16766	DEE ANN HENRY CO		\$100.00	2005	OTHER SERVICES
18192	DEE ANN HENRY CO		\$140.00	2005	OTHER SERVICES
21301	DEE ANN HENRY CO		\$110.00	2005	OTHER SERVICES
24114	DEE ANN HENRY CO		\$140.00	2005	OTHER SERVICES
21078	DEE ANN HENRY CO		\$100.00	2005	OTHER SERVICES
1201	DEE ANN HENRY CO		\$1,500.00	2004	OTHER SERVICES
19711	DEE ANN HENRY CO		\$100.00	2005	OTHER SERVICES
24796	DEE ANN HENRY CO		\$100.00	2005	OTHER SERVICES
22403	DEE ANN HENRY CO		\$100.00	2005	OTHER SERVICES
33010	DELTA DIMENSIONS INC	AFRICAN AMERICAN	\$75.00	2003	OTHER SERVICES
6173	DELTA DIMENSIONS INC	AFRICAN AMERICAN	\$175.33	2004	OTHER SERVICES
36569	DELTA DIMENSIONS INC	AFRICAN AMERICAN	\$75.00	2003	OTHER SERVICES
31334	DELTA DIMENSIONS INC	AFRICAN AMERICAN	\$75.00	2003	OTHER SERVICES

OTHER SERVICES CONTRACTS

Appendix A

PURCHASE ORDER #	VENDOR NAME	ETHNICITY	AWARD AMOUNT	FY	BUSINESS CATEGORY
30671	DEPENDABLE PLUMBING CO LLC		\$77.50	2003	OTHER SERVICES
34853	DESIGN STUDIO C		\$850.00	2003	OTHER SERVICES
42086	DIAL, RUBENETTA		\$72.00	2005	OTHER SERVICES
15338	DIAL, RUBENETTA		\$350.00	2005	OTHER SERVICES
7251	DIANNE ON DEVINE	NONMINORITY WOMEN	\$350.00	2004	OTHER SERVICES
5720	DIANNE ON DEVINE	NONMINORITY WOMEN	\$180.00	2004	OTHER SERVICES
18017	DILLON SUPPLY CO		\$150.00	2005	OTHER SERVICES
23445	DISCOUNT UPHOLSTERY		\$525.00	2005	OTHER SERVICES
24972	DISCOUNT UPHOLSTERY		\$525.00	2005	OTHER SERVICES
38437	DISPLAYS UNLIMITED		\$3,675.50	2003	OTHER SERVICES
41206	DISPLAYS UNLIMITED		\$2,511.60	2005	OTHER SERVICES
8761	DISPLAYS UNLIMITED		\$2,425.00	2004	OTHER SERVICES
14346	DISPLAYS UNLIMITED		\$89.25	2004	OTHER SERVICES
7271	DIXIE LANDSCAPING SUPPLY		\$462.00	2004	OTHER SERVICES
8469	DIXIE TROPHIES INC		\$229.95	2004	OTHER SERVICES
16411	DJOLIBA, DON		\$1,500.00	2005	OTHER SERVICES
1925	DJOLIBA, DON		\$2,500.00	2004	OTHER SERVICES
1841	DOBBS, RACQUEL B		\$75.00	2004	OTHER SERVICES
13796	DODGELAND OF COLUMBIA INC		\$40.00	2004	OTHER SERVICES
20432	DOGS ON WHEELS		\$180.00	2005	OTHER SERVICES
24944	DOORS UNLIMITED INC	NONMINORITY MALE	\$837.38	2005	OTHER SERVICES
2624	DOORS UNLIMITED INC	NONMINORITY MALE	\$845.00	2004	OTHER SERVICES
7107	DOORS UNLIMITED INC	NONMINORITY MALE	\$431.38	2004	OTHER SERVICES
14897	DOORS UNLIMITED INC	NONMINORITY MALE	\$3,515.00	2005	OTHER SERVICES
1643	DOORS UNLIMITED INC	NONMINORITY MALE	\$2,227.93	2004	OTHER SERVICES
23647	DOORS UNLIMITED INC	NONMINORITY MALE	\$289.28	2005	OTHER SERVICES
8152	DOORS UNLIMITED INC	NONMINORITY MALE	\$223.30	2004	OTHER SERVICES
12152	DOORS UNLIMITED INC	NONMINORITY MALE	\$1,500.00	2004	OTHER SERVICES
1517	DOORS UNLIMITED INC	NONMINORITY MALE	\$425.00	2004	OTHER SERVICES
35183	DOORS UNLIMITED INC	NONMINORITY MALE	\$3,020.48	2003	OTHER SERVICES
31112	DOORS UNLIMITED INC	NONMINORITY MALE	\$7,998.23	2003	OTHER SERVICES
1339	DOORS UNLIMITED INC	NONMINORITY MALE	\$1,243.38	2004	OTHER SERVICES
25166	DOORS UNLIMITED INC	NONMINORITY MALE	\$1,180.00	2005	OTHER SERVICES
7675	DOORS UNLIMITED INC	NONMINORITY MALE	\$550.00	2004	OTHER SERVICES
25463	DOORS UNLIMITED INC	NONMINORITY MALE	\$223.30	2005	OTHER SERVICES
3374	DOORS UNLIMITED INC	NONMINORITY MALE	\$218.23	2004	OTHER SERVICES
12566	DOORS UNLIMITED INC	NONMINORITY MALE	\$324.80	2004	OTHER SERVICES
15303	DOORS UNLIMITED INC	NONMINORITY MALE	\$4,000.00	2005	OTHER SERVICES
21972	DOORS UNLIMITED INC	NONMINORITY MALE	\$790.00	2005	OTHER SERVICES
20949	DOORS UNLIMITED INC	NONMINORITY MALE	\$279.13	2005	OTHER SERVICES
18745	DOORS UNLIMITED INC	NONMINORITY MALE	\$925.00	2005	OTHER SERVICES
39777	DOORS UNLIMITED INC	NONMINORITY MALE	\$2,880.00	2003	OTHER SERVICES
3579	DOORS UNLIMITED INC	NONMINORITY MALE	\$4,000.00	2004	OTHER SERVICES
36830	DOORS UNLIMITED INC	NONMINORITY MALE	\$2,267.73	2003	OTHER SERVICES
35983	DOORS UNLIMITED INC	NONMINORITY MALE	\$1,610.00	2003	OTHER SERVICES
10842	DOORS UNLIMITED INC	NONMINORITY MALE	\$2,340.00	2004	OTHER SERVICES
2469	DOORS UNLIMITED INC	NONMINORITY MALE	\$431.38	2004	OTHER SERVICES
13491	DOORS UNLIMITED INC	NONMINORITY MALE	\$177.63	2004	OTHER SERVICES
17008	DOORS UNLIMITED INC	NONMINORITY MALE	\$345.10	2005	OTHER SERVICES
9178	DOORS UNLIMITED INC	NONMINORITY MALE	\$2,000.00	2004	OTHER SERVICES
17291	DOORS UNLIMITED INC	NONMINORITY MALE	\$228.38	2005	OTHER SERVICES
41516	DOORS UNLIMITED INC	NONMINORITY MALE	\$1,500.00	2005	OTHER SERVICES
39771	DOORS UNLIMITED INC	NONMINORITY MALE	\$1,375.00	2003	OTHER SERVICES
21973	DOORS UNLIMITED INC	NONMINORITY MALE	\$2,000.00	2005	OTHER SERVICES
9771	DOORS UNLIMITED INC	NONMINORITY MALE	\$228.38	2004	OTHER SERVICES
128	DOORS UNLIMITED INC	NONMINORITY MALE	\$235.00	2004	OTHER SERVICES
13815	DOORS UNLIMITED INC	NONMINORITY MALE	\$575.00	2004	OTHER SERVICES
15739	DOORS UNLIMITED INC	NONMINORITY MALE	\$385.70	2005	OTHER SERVICES
127	DOORS UNLIMITED INC	NONMINORITY MALE	\$495.00	2004	OTHER SERVICES
27329	DOORS UNLIMITED INC	NONMINORITY MALE	\$260.00	2005	OTHER SERVICES
17289	DOORS UNLIMITED INC	NONMINORITY MALE	\$345.10	2005	OTHER SERVICES
17945	DOUGLAS, HENRY LOUIS		\$500.00	2005	OTHER SERVICES
40305	DOUGLAS, HENRY LOUIS		\$532.00	2003	OTHER SERVICES
525	DOUGLAS, HENRY LOUIS		\$500.00	2004	OTHER SERVICES
42354	DOUGLAS, HENRY LOUIS		\$294.00	2005	OTHER SERVICES
21253	DOUGLAS, HENRY LOUIS		\$500.00	2005	OTHER SERVICES
12014	DOUGLAS, HENRY LOUIS		\$700.00	2004	OTHER SERVICES
42088	DOUGLAS, HENRY LOUIS		\$468.00	2005	OTHER SERVICES
2143	DOUGLAS, HENRY LOUIS		\$500.00	2004	OTHER SERVICES
5976	DOUGLAS, HENRY LOUIS		\$500.00	2004	OTHER SERVICES
15337	DOUGLAS, HENRY LOUIS		\$700.00	2005	OTHER SERVICES
39960	DOUGLAS, HENRY LOUIS		\$448.00	2003	OTHER SERVICES
38104	DOUGLAS, HENRY LOUIS		\$679.00	2003	OTHER SERVICES
11454	DOUGLAS, HENRY LOUIS		\$189.00	2004	OTHER SERVICES
28767	DOUGLAS, HENRY LOUIS		\$434.00	2003	OTHER SERVICES
36881	DOUGLAS, HENRY LOUIS		\$43.00	2003	OTHER SERVICES
26813	DOUGLAS, HENRY LOUIS		\$200.00	2005	OTHER SERVICES
13553	DOUGLAS, HENRY LOUIS		\$500.00	2004	OTHER SERVICES
31717	DOUGLAS, HENRY LOUIS		\$962.00	2003	OTHER SERVICES

OTHER SERVICES CONTRACTS

Appendix A

PURCHASE ORDER #	VENDOR NAME	ETHNICITY	AWARD AMOUNT	FY	BUSINESS CATEGORY
24812	DOWNTOWN PRINTERS	NONMINORITY MALE	\$42.00	2005	OTHER SERVICES
21222	DOWNTOWN PRINTERS	NONMINORITY MALE	\$42.00	2005	OTHER SERVICES
19984	DOWNTOWN PRINTERS	NONMINORITY MALE	\$93.45	2005	OTHER SERVICES
19985	DOWNTOWN PRINTERS	NONMINORITY MALE	\$52.50	2005	OTHER SERVICES
24863	DOWNTOWN PRINTERS	NONMINORITY MALE	\$518.70	2005	OTHER SERVICES
19995	DOWNTOWN PRINTERS	NONMINORITY MALE	\$107.10	2005	OTHER SERVICES
21221	DOWNTOWN PRINTERS	NONMINORITY MALE	\$35.70	2005	OTHER SERVICES
21220	DOWNTOWN PRINTERS	NONMINORITY MALE	\$35.70	2005	OTHER SERVICES
20084	DOWNTOWN PRINTERS	NONMINORITY MALE	\$236.25	2005	OTHER SERVICES
24862	DOWNTOWN PRINTERS	NONMINORITY MALE	\$194.25	2005	OTHER SERVICES
19996	DOWNTOWN PRINTERS	NONMINORITY MALE	\$90.30	2005	OTHER SERVICES
19895	DOWNTOWN PRINTERS	NONMINORITY MALE	\$338.10	2005	OTHER SERVICES
21325	DOWNTOWN PRINTERS	NONMINORITY MALE	\$341.25	2005	OTHER SERVICES
10607	DOWNTOWN PRINTERS	NONMINORITY MALE	\$257.25	2004	OTHER SERVICES
25305	DOWNTOWN PRINTERS	NONMINORITY MALE	\$42.00	2005	OTHER SERVICES
19891	DOWNTOWN PRINTERS	NONMINORITY MALE	\$372.75	2005	OTHER SERVICES
19893	DOWNTOWN PRINTERS	NONMINORITY MALE	\$267.75	2005	OTHER SERVICES
9907	DOWNTOWN PRINTERS	NONMINORITY MALE	\$239.40	2004	OTHER SERVICES
19894	DOWNTOWN PRINTERS	NONMINORITY MALE	\$173.25	2005	OTHER SERVICES
24991	DOWNTOWN PRINTERS	NONMINORITY MALE	\$80.12	2005	OTHER SERVICES
21816	DOWNTOWN PRINTERS	NONMINORITY MALE	\$45.15	2005	OTHER SERVICES
271	DOWNTOWN PRINTERS	NONMINORITY MALE	\$111.30	2004	OTHER SERVICES
14342	DOWNTOWN PRINTERS	NONMINORITY MALE	\$633.15	2004	OTHER SERVICES
19954	DOWNTOWN PRINTERS	NONMINORITY MALE	\$71.40	2005	OTHER SERVICES
26258	DOWNTOWN PRINTERS	NONMINORITY MALE	\$85.00	2005	OTHER SERVICES
25069	DOWNTOWN PRINTERS	NONMINORITY MALE	\$45.15	2005	OTHER SERVICES
25031	DOWNTOWN PRINTERS	NONMINORITY MALE	\$435.00	2005	OTHER SERVICES
25013	DOWNTOWN PRINTERS	NONMINORITY MALE	\$42.00	2005	OTHER SERVICES
24510	DOWNTOWN PRINTERS	NONMINORITY MALE	\$510.30	2005	OTHER SERVICES
24989	DOWNTOWN PRINTERS	NONMINORITY MALE	\$71.40	2005	OTHER SERVICES
21814	DOWNTOWN PRINTERS	NONMINORITY MALE	\$35.70	2005	OTHER SERVICES
20482	DOWNTOWN PRINTERS	NONMINORITY MALE	\$186.90	2005	OTHER SERVICES
22196	DOWNTOWN PRINTERS	NONMINORITY MALE	\$258.30	2005	OTHER SERVICES
22756	DOWNTOWN PRINTERS	NONMINORITY MALE	\$153.30	2005	OTHER SERVICES
22757	DOWNTOWN PRINTERS	NONMINORITY MALE	\$85.00	2005	OTHER SERVICES
22761	DOWNTOWN PRINTERS	NONMINORITY MALE	\$508.20	2005	OTHER SERVICES
23764	DOWNTOWN PRINTERS	NONMINORITY MALE	\$35.70	2005	OTHER SERVICES
23762	DOWNTOWN PRINTERS	NONMINORITY MALE	\$118.65	2005	OTHER SERVICES
20950	DOWNTOWN PRINTERS	NONMINORITY MALE	\$71.40	2005	OTHER SERVICES
22825	DOWNTOWN PRINTERS	NONMINORITY MALE	\$380.63	2005	OTHER SERVICES
20479	DOWNTOWN PRINTERS	NONMINORITY MALE	\$71.40	2005	OTHER SERVICES
23848	DOWNTOWN PRINTERS	NONMINORITY MALE	\$86.10	2005	OTHER SERVICES
23629	DOWNTOWN PRINTERS	NONMINORITY MALE	\$304.50	2005	OTHER SERVICES
22754	DOWNTOWN PRINTERS	NONMINORITY MALE	\$35.70	2005	OTHER SERVICES
20811	DOWNTOWN PRINTERS	NONMINORITY MALE	\$45.15	2005	OTHER SERVICES
20810	DOWNTOWN PRINTERS	NONMINORITY MALE	\$34.00	2005	OTHER SERVICES
23092	DOWNTOWN PRINTERS	NONMINORITY MALE	\$619.50	2005	OTHER SERVICES
20768	DOWNTOWN PRINTERS	NONMINORITY MALE	\$386.40	2005	OTHER SERVICES
20762	DOWNTOWN PRINTERS	NONMINORITY MALE	\$99.54	2005	OTHER SERVICES
20591	DOWNTOWN PRINTERS	NONMINORITY MALE	\$35.70	2005	OTHER SERVICES
20603	DOWNTOWN PRINTERS	NONMINORITY MALE	\$177.45	2005	OTHER SERVICES
20592	DOWNTOWN PRINTERS	NONMINORITY MALE	\$107.00	2005	OTHER SERVICES
20597	DOWNTOWN PRINTERS	NONMINORITY MALE	\$166.95	2005	OTHER SERVICES
20598	DOWNTOWN PRINTERS	NONMINORITY MALE	\$177.45	2005	OTHER SERVICES
23630	DOWNTOWN PRINTERS	NONMINORITY MALE	\$630.00	2005	OTHER SERVICES
24161	DOWNTOWN PRINTERS	NONMINORITY MALE	\$84.00	2005	OTHER SERVICES
22166	DOWNTOWN PRINTERS	NONMINORITY MALE	\$42.00	2005	OTHER SERVICES
24472	DOWNTOWN PRINTERS	NONMINORITY MALE	\$103.95	2005	OTHER SERVICES
22167	DOWNTOWN PRINTERS	NONMINORITY MALE	\$42.00	2005	OTHER SERVICES
24470	DOWNTOWN PRINTERS	NONMINORITY MALE	\$45.15	2005	OTHER SERVICES
24435	DOWNTOWN PRINTERS	NONMINORITY MALE	\$695.00	2005	OTHER SERVICES
24311	DOWNTOWN PRINTERS	NONMINORITY MALE	\$412.00	2005	OTHER SERVICES
24310	DOWNTOWN PRINTERS	NONMINORITY MALE	\$152.25	2005	OTHER SERVICES
21047	DOWNTOWN PRINTERS	NONMINORITY MALE	\$191.10	2005	OTHER SERVICES
20253	DOWNTOWN PRINTERS	NONMINORITY MALE	\$225.75	2005	OTHER SERVICES
22755	DOWNTOWN PRINTERS	NONMINORITY MALE	\$228.90	2005	OTHER SERVICES
21046	DOWNTOWN PRINTERS	NONMINORITY MALE	\$34.00	2005	OTHER SERVICES
22165	DOWNTOWN PRINTERS	NONMINORITY MALE	\$130.20	2005	OTHER SERVICES
21045	DOWNTOWN PRINTERS	NONMINORITY MALE	\$45.15	2005	OTHER SERVICES
21044	DOWNTOWN PRINTERS	NONMINORITY MALE	\$45.15	2005	OTHER SERVICES
24088	DOWNTOWN PRINTERS	NONMINORITY MALE	\$327.60	2005	OTHER SERVICES
24087	DOWNTOWN PRINTERS	NONMINORITY MALE	\$142.80	2005	OTHER SERVICES
24073	DOWNTOWN PRINTERS	NONMINORITY MALE	\$42.00	2005	OTHER SERVICES
24072	DOWNTOWN PRINTERS	NONMINORITY MALE	\$60.90	2005	OTHER SERVICES
22462	DOWNTOWN PRINTERS	NONMINORITY MALE	\$212.10	2005	OTHER SERVICES
22506	DOWNTOWN PRINTERS	NONMINORITY MALE	\$206.85	2005	OTHER SERVICES
20951	DOWNTOWN PRINTERS	NONMINORITY MALE	\$120.75	2005	OTHER SERVICES
22753	DOWNTOWN PRINTERS	NONMINORITY MALE	\$68.25	2005	OTHER SERVICES
20260	DOWNTOWN PRINTERS	NONMINORITY MALE	\$73.50	2005	OTHER SERVICES

OTHER SERVICES CONTRACTS

Appendix A

PURCHASE ORDER #	VENDOR NAME	ETHNICITY	AWARD AMOUNT	FY	BUSINESS CATEGORY
41164	DOWNTOWN PRINTERS	NONMINORITY MALE	\$292.95	2005	OTHER SERVICES
25666	DOWNTOWN PRINTERS	NONMINORITY MALE	\$435.00	2005	OTHER SERVICES
12411	DOWNTOWN PRINTERS	NONMINORITY MALE	\$382.20	2004	OTHER SERVICES
26682	DOWNTOWN PRINTERS	NONMINORITY MALE	\$67.20	2005	OTHER SERVICES
41171	DOWNTOWN PRINTERS	NONMINORITY MALE	\$34.00	2005	OTHER SERVICES
41170	DOWNTOWN PRINTERS	NONMINORITY MALE	\$35.70	2005	OTHER SERVICES
41169	DOWNTOWN PRINTERS	NONMINORITY MALE	\$89.25	2005	OTHER SERVICES
41168	DOWNTOWN PRINTERS	NONMINORITY MALE	\$304.50	2005	OTHER SERVICES
26594	DOWNTOWN PRINTERS	NONMINORITY MALE	\$90.30	2005	OTHER SERVICES
41167	DOWNTOWN PRINTERS	NONMINORITY MALE	\$71.40	2005	OTHER SERVICES
26306	DOWNTOWN PRINTERS	NONMINORITY MALE	\$107.10	2005	OTHER SERVICES
12368	DOWNTOWN PRINTERS	NONMINORITY MALE	\$172.20	2004	OTHER SERVICES
21373	DOWNTOWN PRINTERS	NONMINORITY MALE	\$673.05	2005	OTHER SERVICES
41176	DOWNTOWN PRINTERS	NONMINORITY MALE	\$71.40	2005	OTHER SERVICES
41166	DOWNTOWN PRINTERS	NONMINORITY MALE	\$304.50	2005	OTHER SERVICES
41174	DOWNTOWN PRINTERS	NONMINORITY MALE	\$34.00	2005	OTHER SERVICES
26104	DOWNTOWN PRINTERS	NONMINORITY MALE	\$40.00	2005	OTHER SERVICES
25734	DOWNTOWN PRINTERS	NONMINORITY MALE	\$225.75	2005	OTHER SERVICES
26100	DOWNTOWN PRINTERS	NONMINORITY MALE	\$86.10	2005	OTHER SERVICES
19656	DOWNTOWN PRINTERS	NONMINORITY MALE	\$142.80	2005	OTHER SERVICES
19583	DOWNTOWN PRINTERS	NONMINORITY MALE	\$253.05	2005	OTHER SERVICES
19584	DOWNTOWN PRINTERS	NONMINORITY MALE	\$134.40	2005	OTHER SERVICES
19650	DOWNTOWN PRINTERS	NONMINORITY MALE	\$34.00	2005	OTHER SERVICES
26072	DOWNTOWN PRINTERS	NONMINORITY MALE	\$34.00	2005	OTHER SERVICES
19595	DOWNTOWN PRINTERS	NONMINORITY MALE	\$224.70	2005	OTHER SERVICES
25752	DOWNTOWN PRINTERS	NONMINORITY MALE	\$70.00	2005	OTHER SERVICES
25753	DOWNTOWN PRINTERS	NONMINORITY MALE	\$333.00	2005	OTHER SERVICES
25764	DOWNTOWN PRINTERS	NONMINORITY MALE	\$80.12	2005	OTHER SERVICES
14879	DOWNTOWN PRINTERS	NONMINORITY MALE	\$1,050.00	2005	OTHER SERVICES
14880	DOWNTOWN PRINTERS	NONMINORITY MALE	\$415.28	2005	OTHER SERVICES
27116	DOWNTOWN PRINTERS	NONMINORITY MALE	\$255.00	2005	OTHER SERVICES
18188	DOWNTOWN PRINTERS	NONMINORITY MALE	\$1,533.00	2005	OTHER SERVICES
3848	DOWNTOWN PRINTERS	NONMINORITY MALE	\$81.90	2004	OTHER SERVICES
4135	DOWNTOWN PRINTERS	NONMINORITY MALE	\$147.00	2004	OTHER SERVICES
27451	DOWNTOWN PRINTERS	NONMINORITY MALE	\$336.00	2005	OTHER SERVICES
27266	DOWNTOWN PRINTERS	NONMINORITY MALE	\$624.75	2005	OTHER SERVICES
27185	DOWNTOWN PRINTERS	NONMINORITY MALE	\$34.00	2005	OTHER SERVICES
25594	DOWNTOWN PRINTERS	NONMINORITY MALE	\$102.90	2005	OTHER SERVICES
25665	DOWNTOWN PRINTERS	NONMINORITY MALE	\$310.54	2005	OTHER SERVICES
26995	DOWNTOWN PRINTERS	NONMINORITY MALE	\$159.60	2005	OTHER SERVICES
25660	DOWNTOWN PRINTERS	NONMINORITY MALE	\$45.15	2005	OTHER SERVICES
25664	DOWNTOWN PRINTERS	NONMINORITY MALE	\$67.20	2005	OTHER SERVICES
41175	DOWNTOWN PRINTERS	NONMINORITY MALE	\$34.00	2005	OTHER SERVICES
25663	DOWNTOWN PRINTERS	NONMINORITY MALE	\$67.20	2005	OTHER SERVICES
41177	DOWNTOWN PRINTERS	NONMINORITY MALE	\$44.10	2005	OTHER SERVICES
26994	DOWNTOWN PRINTERS	NONMINORITY MALE	\$198.98	2005	OTHER SERVICES
25609	DOWNTOWN PRINTERS	NONMINORITY MALE	\$45.15	2005	OTHER SERVICES
25608	DOWNTOWN PRINTERS	NONMINORITY MALE	\$36.23	2005	OTHER SERVICES
3445	DRAKES FLORIST		\$109.73	2004	OTHER SERVICES
4548	DRAKES FLORIST		\$51.98	2004	OTHER SERVICES
2316	DRAKES FLORIST		\$257.25	2004	OTHER SERVICES
5967	DUPRE CATERING		\$1,552.04	2004	OTHER SERVICES
3543	DUPRE CATERING		\$461.21	2004	OTHER SERVICES
21083	DUPRE CATERING		\$2,140.00	2005	OTHER SERVICES
6937	DUPRE CATERING		\$1,449.85	2004	OTHER SERVICES
10044	DUPRE CATERING		\$1,926.00	2004	OTHER SERVICES
13672	DUTCH FORK MAGISTRATE		\$244.13	2004	OTHER SERVICES
30010	DWYER, FITTONIA		\$150.00	2003	OTHER SERVICES
8459	DWYER, FITTONIA		\$250.00	2004	OTHER SERVICES
21911	DWYER, FITTONIA		\$300.00	2005	OTHER SERVICES
31947	DYNAMIC TRUCK REPAIR		\$171.32	2003	OTHER SERVICES
941	E & D ENTERPRISE INC		\$250.95	2004	OTHER SERVICES
10766	E & D ENTERPRISE INC		\$436.45	2004	OTHER SERVICES
41508	E C L EQUIPMENT CO		\$400.00	2005	OTHER SERVICES
22908	EADS, EARL D		\$600.00	2005	OTHER SERVICES
511	EADS, EARL D		\$100.00	2004	OTHER SERVICES
9152	EADS, EARL D		\$500.00	2004	OTHER SERVICES
15348	EADS, EARL D		\$600.00	2005	OTHER SERVICES
30593	EADS, EARL D		\$1,200.00	2003	OTHER SERVICES
1825	EADS, EARL D		\$100.00	2004	OTHER SERVICES
3284	EADS, EARL D		\$500.00	2004	OTHER SERVICES
35519	EIDSONS SPORTS & CUSTOM EMBROIDERY	NONMINORITY MALE	\$486.00	2003	OTHER SERVICES
37986	EIDSONS SPORTS & CUSTOM EMBROIDERY	NONMINORITY MALE	\$926.10	2003	OTHER SERVICES
32248	EIDSONS SPORTS & CUSTOM EMBROIDERY	NONMINORITY MALE	\$180.00	2003	OTHER SERVICES
36317	EIDSONS SPORTS & CUSTOM EMBROIDERY	NONMINORITY MALE	\$4,542.30	2003	OTHER SERVICES
39932	EIDSONS SPORTS & CUSTOM EMBROIDERY	NONMINORITY MALE	\$117.60	2003	OTHER SERVICES
31011	EIDSONS SPORTS & CUSTOM EMBROIDERY	NONMINORITY MALE	\$1,425.90	2003	OTHER SERVICES
35546	EIDSONS SPORTS & CUSTOM EMBROIDERY	NONMINORITY MALE	\$987.00	2003	OTHER SERVICES
30047	EIDSONS SPORTS & CUSTOM EMBROIDERY	NONMINORITY MALE	\$4,777.50	2003	OTHER SERVICES

OTHER SERVICES CONTRACTS

Appendix A

PURCHASE ORDER #	VENDOR NAME	ETHNICITY	AWARD AMOUNT	FY	BUSINESS CATEGORY
35088	EIDSONS SPORTS & CUSTOM EMBROIDERY	NONMINORITY MALE	\$955.50	2003	OTHER SERVICES
15251	EISONS FLORIST INC		\$2,000.00	2005	OTHER SERVICES
22205	EISONS FLORIST INC		\$30.87	2005	OTHER SERVICES
131	EISONS FLORIST INC		\$1,103.56	2004	OTHER SERVICES
9920	EISONS FLORIST INC		\$1,000.00	2004	OTHER SERVICES
7753	ELECTRIC MOTOR & REPAIR INC		\$4,390.00	2004	OTHER SERVICES
4227	ELECTRIC MOTOR & REPAIR INC		\$1,134.00	2004	OTHER SERVICES
4708	ELECTRIC MOTOR & REPAIR INC		\$12.00	2004	OTHER SERVICES
17371	ELECTRIC MOTOR & REPAIR INC		\$3,625.02	2005	OTHER SERVICES
12132	ELECTRIC MOTOR & REPAIR INC		\$1,672.00	2004	OTHER SERVICES
6885	ELECTRIC MOTOR & REPAIR INC		\$262.50	2004	OTHER SERVICES
14350	ELECTRIC MOTOR & REPAIR INC		\$660.75	2004	OTHER SERVICES
17375	ELECTRIC MOTOR & REPAIR INC		\$2,861.25	2005	OTHER SERVICES
23268	ELECTRIC MOTOR & REPAIR INC		\$4,999.00	2005	OTHER SERVICES
4543	ELECTRIC MOTOR & REPAIR INC		\$4,882.50	2004	OTHER SERVICES
8246	ELECTRIC MOTOR & REPAIR INC		\$700.00	2004	OTHER SERVICES
12987	ELECTRIC MOTOR & REPAIR INC		\$2,979.90	2004	OTHER SERVICES
2435	ELECTRIC MOTOR & REPAIR INC		\$761.41	2004	OTHER SERVICES
42061	ELECTRIC MOTOR & REPAIR INC		\$75.00	2005	OTHER SERVICES
22139	ELECTRIC MOTOR & REPAIR INC		\$493.00	2005	OTHER SERVICES
5936	ELECTRIC MOTOR & REPAIR INC		\$1,519.35	2004	OTHER SERVICES
21686	ELECTRIC MOTOR & REPAIR INC		\$5,412.00	2005	OTHER SERVICES
10664	ELECTRIC MOTOR & REPAIR INC		\$821.00	2004	OTHER SERVICES
6663	ELECTRIC MOTOR & REPAIR INC		\$498.75	2004	OTHER SERVICES
20237	ELECTRIC MOTOR & REPAIR INC		\$582.60	2005	OTHER SERVICES
41886	ELECTRIC MOTOR & REPAIR INC		\$1,530.34	2005	OTHER SERVICES
13695	ELECTRIC MOTOR & REPAIR INC		\$754.00	2004	OTHER SERVICES
5916	ELECTRIC MOTOR & REPAIR INC		\$1,155.00	2004	OTHER SERVICES
3594	ELECTRIC MOTOR & REPAIR INC		\$13,531.86	2004	OTHER SERVICES
24847	ELECTRIC MOTOR & REPAIR INC		\$3,113.00	2005	OTHER SERVICES
20055	ELECTRIC MOTOR & REPAIR INC		\$1,517.25	2005	OTHER SERVICES
24628	ELECTRIC MOTOR & REPAIR INC		\$2,337.30	2005	OTHER SERVICES
14866	ELECTRIC MOTOR & REPAIR INC		\$1,484.00	2005	OTHER SERVICES
19818	ELECTRIC MOTOR & REPAIR INC		\$1,605.45	2005	OTHER SERVICES
17890	ELGINS BODY SHOP & TOWING INC		\$150.00	2005	OTHER SERVICES
37218	ELGINS BODY SHOP & TOWING INC		\$2,050.00	2003	OTHER SERVICES
27072	ELGINS BODY SHOP & TOWING INC		\$150.00	2005	OTHER SERVICES
27071	ELGINS BODY SHOP & TOWING INC		\$75.00	2005	OTHER SERVICES
12829	ELGINS BODY SHOP & TOWING INC		\$166.00	2004	OTHER SERVICES
19814	ELGINS BODY SHOP & TOWING INC		\$175.00	2005	OTHER SERVICES
35332	ELGINS BODY SHOP & TOWING INC		\$1,360.32	2003	OTHER SERVICES
35875	ELGINS BODY SHOP & TOWING INC		\$7,817.93	2003	OTHER SERVICES
36321	ELGINS BODY SHOP & TOWING INC		\$90.00	2003	OTHER SERVICES
25456	ELGINS BODY SHOP & TOWING INC		\$75.00	2005	OTHER SERVICES
33291	ELGINS BODY SHOP & TOWING INC		\$3,008.14	2003	OTHER SERVICES
33448	ELGINS BODY SHOP & TOWING INC		\$35.00	2003	OTHER SERVICES
17783	ELGINS BODY SHOP & TOWING INC		\$125.00	2005	OTHER SERVICES
39194	ELGINS BODY SHOP & TOWING INC		\$1,330.52	2003	OTHER SERVICES
37689	ELGINS BODY SHOP & TOWING INC		\$39.00	2003	OTHER SERVICES
34688	ELGINS BODY SHOP & TOWING INC		\$35.00	2003	OTHER SERVICES
6345	ELGINS BODY SHOP & TOWING INC		\$75.00	2004	OTHER SERVICES
29438	ELGINS BODY SHOP & TOWING INC		\$617.98	2003	OTHER SERVICES
22350	ELGINS BODY SHOP & TOWING INC		\$75.00	2005	OTHER SERVICES
7814	ELGINS BODY SHOP & TOWING INC		\$150.00	2004	OTHER SERVICES
33615	ELGINS BODY SHOP & TOWING INC		\$164.00	2003	OTHER SERVICES
8777	ELGINS BODY SHOP & TOWING INC		\$125.00	2004	OTHER SERVICES
5618	ELGINS BODY SHOP & TOWING INC		\$160.00	2004	OTHER SERVICES
36441	ELGINS BODY SHOP & TOWING INC		\$90.00	2003	OTHER SERVICES
9006	ELGINS BODY SHOP & TOWING INC		\$75.00	2004	OTHER SERVICES
22633	ELGINS BODY SHOP & TOWING INC		\$160.00	2005	OTHER SERVICES
35876	ELGINS BODY SHOP & TOWING INC		\$101.98	2003	OTHER SERVICES
31697	ELGINS BODY SHOP & TOWING INC		\$90.00	2003	OTHER SERVICES
36440	ELGINS BODY SHOP & TOWING INC		\$63.50	2003	OTHER SERVICES
36888	ELGINS BODY SHOP & TOWING INC		\$35.00	2003	OTHER SERVICES
34693	ELGINS BODY SHOP & TOWING INC		\$120.00	2003	OTHER SERVICES
6318	ELGINS OF COLUMBIA INC		\$78.75	2004	OTHER SERVICES
27305	ELGINS OF COLUMBIA INC		\$50.00	2005	OTHER SERVICES
12562	ELGINS OF COLUMBIA INC		\$75.00	2004	OTHER SERVICES
23496	ELGINS OF COLUMBIA INC		\$160.00	2005	OTHER SERVICES
25273	ELITE WINDOW CLEANING LLC		\$1,500.00	2005	OTHER SERVICES
8624	ENGLEWOOD ELECTRIC SUPPLY CORP		\$1,269.35	2004	OTHER SERVICES
4208	ENGLEWOOD ELECTRIC SUPPLY CORP		\$141.59	2004	OTHER SERVICES
13349	ENGLEWOOD ELECTRIC SUPPLY CORP		\$62.89	2004	OTHER SERVICES
5574	ENGLEWOOD ELECTRIC SUPPLY CORP		\$1,298.40	2004	OTHER SERVICES
33361	ENTERPRISE RENT A CAR		\$454.00	2003	OTHER SERVICES
36834	ESPTS SCREEN PRINTING	NONMINORITY MALE	\$22.50	2003	OTHER SERVICES
30861	ESPTS SCREEN PRINTING	NONMINORITY MALE	\$62.80	2003	OTHER SERVICES
31762	EXUM CO INC		\$301.92	2003	OTHER SERVICES
30343	EXUM CO INC		\$178.08	2003	OTHER SERVICES

OTHER SERVICES CONTRACTS

Appendix A

PURCHASE ORDER #	VENDOR NAME	ETHNICITY	AWARD AMOUNT	FY	BUSINESS CATEGORY
21907	FAIRFIELD TRACTOR CO INC		\$832.50	2005	OTHER SERVICES
25719	FAIRFIELD TRACTOR CO INC		\$504.00	2005	OTHER SERVICES
10533	FAIRFIELD TRACTOR CO INC		\$6,355.15	2004	OTHER SERVICES
21315	FAIRFIELD TRACTOR CO INC		\$3,870.26	2005	OTHER SERVICES
38027	FAIRNOT, KIM		\$158.00	2003	OTHER SERVICES
542	FAIRNOT, KIM		\$500.00	2004	OTHER SERVICES
35021	FAIRNOT, KIM		\$32.00	2003	OTHER SERVICES
8323	FAIRNOT, KIM		\$100.00	2004	OTHER SERVICES
36331	FAIRNOT, KIM		\$438.00	2003	OTHER SERVICES
9931	FAIRNOT, KIM		\$180.00	2004	OTHER SERVICES
6934	FAIRNOT, KIM		\$300.00	2004	OTHER SERVICES
9651	FAIRNOT, KIM		\$100.00	2004	OTHER SERVICES
5968	FAIRNOT, KIM		\$125.00	2004	OTHER SERVICES
21247	FAIRNOT, KIM		\$500.00	2005	OTHER SERVICES
2157	FAMILY PAINTING CO	AFRICAN AMERICAN	\$3,875.00	2004	OTHER SERVICES
30008	FARMER, SAVANDA DBA S F ENTERPRISES		\$150.00	2003	OTHER SERVICES
20350	FAST PHOTO EXPRESS DBA A FAST PHOTO EXPRESS		\$2,000.00	2005	OTHER SERVICES
15938	FAST PHOTO EXPRESS DBA A FAST PHOTO EXPRESS		\$1,318.70	2005	OTHER SERVICES
7732	FAST PHOTO EXPRESS DBA A FAST PHOTO EXPRESS		\$2,001.75	2004	OTHER SERVICES
11534	FAST PHOTO EXPRESS DBA A FAST PHOTO EXPRESS		\$2,000.00	2004	OTHER SERVICES
15937	FAST PHOTO EXPRESS DBA A FAST PHOTO EXPRESS		\$2,000.00	2005	OTHER SERVICES
25868	FAST SIGNS	NONMINORITY MALE	\$112.95	2005	OTHER SERVICES
26316	FAUST, JOSEPH		\$240.00	2005	OTHER SERVICES
13594	FAUST, JOSEPH		\$500.00	2004	OTHER SERVICES
39955	FAUST, JOSEPH		\$500.00	2003	OTHER SERVICES
42254	FAUST, JOSEPH		\$660.00	2005	OTHER SERVICES
39267	FAUST, JOSEPH		\$490.00	2003	OTHER SERVICES
12126	FAUST, JOSEPH		\$500.00	2004	OTHER SERVICES
13552	FAUST, JOSEPH		\$500.00	2004	OTHER SERVICES
19564	FIRST IMPRESSION CARPET CLEANING	AFRICAN AMERICAN	\$363.00	2005	OTHER SERVICES
41256	FIRST RESOURCE STAFFING	AFRICAN AMERICAN	\$3,843.84	2005	OTHER SERVICES
27360	FIRST RESOURCE STAFFING	AFRICAN AMERICAN	\$3,660.80	2005	OTHER SERVICES
19853	FISH WINDOW CLEANING	AFRICAN AMERICAN	\$52.50	2005	OTHER SERVICES
40342	FLEMMING GROUP INC	AFRICAN AMERICAN	\$1,557.30	2003	OTHER SERVICES
21839	FLEMMING GROUP INC	AFRICAN AMERICAN	\$437.72	2005	OTHER SERVICES
37128	FLEMMING GROUP INC	AFRICAN AMERICAN	\$14,143.30	2003	OTHER SERVICES
29868	FLEMMING GROUP INC	AFRICAN AMERICAN	\$1,523.25	2003	OTHER SERVICES
7767	FLEMMING GROUP INC	AFRICAN AMERICAN	\$2,209.80	2004	OTHER SERVICES
23619	FLEMMING GROUP INC	AFRICAN AMERICAN	\$46,200.00	2005	OTHER SERVICES
17853	FLEMMING GROUP INC	AFRICAN AMERICAN	\$51,039.68	2005	OTHER SERVICES
41528	FLEMMING GROUP INC	AFRICAN AMERICAN	\$3,200.00	2005	OTHER SERVICES
10706	FLEMMING GROUP INC	AFRICAN AMERICAN	\$4,000.00	2004	OTHER SERVICES
17322	FLEMMING GROUP INC	AFRICAN AMERICAN	\$2,661.48	2005	OTHER SERVICES
7341	FLEMMING GROUP INC	AFRICAN AMERICAN	\$5,250.00	2004	OTHER SERVICES
19743	FLEMMING GROUP INC	AFRICAN AMERICAN	\$1,804.94	2005	OTHER SERVICES
16109	FLEMMING GROUP INC	AFRICAN AMERICAN	\$1,071.68	2005	OTHER SERVICES
16108	FLEMMING GROUP INC	AFRICAN AMERICAN	\$1,754.40	2005	OTHER SERVICES
19393	FLEMMING GROUP INC	AFRICAN AMERICAN	\$1,483.09	2005	OTHER SERVICES
5529	FLEMMING GROUP INC	AFRICAN AMERICAN	\$29,800.00	2004	OTHER SERVICES
37082	FLEMMING GROUP INC	AFRICAN AMERICAN	\$116,435.00	2003	OTHER SERVICES
14199	FLEMMING GROUP INC	AFRICAN AMERICAN	\$2,224.05	2004	OTHER SERVICES
19394	FLEMMING GROUP INC	AFRICAN AMERICAN	\$2,282.76	2005	OTHER SERVICES
14165	FLEMMING GROUP INC	AFRICAN AMERICAN	\$554.88	2004	OTHER SERVICES
29846	FLEMMING GROUP INC	AFRICAN AMERICAN	\$6,352.40	2003	OTHER SERVICES
29705	FLEMMING GROUP INC	AFRICAN AMERICAN	\$1,632.76	2003	OTHER SERVICES
6000	FLEMMING GROUP INC	AFRICAN AMERICAN	\$2,100.00	2004	OTHER SERVICES
18202	FLEMMING GROUP INC	AFRICAN AMERICAN	\$2,513.69	2005	OTHER SERVICES
31958	FLEMMING GROUP INC	AFRICAN AMERICAN	\$3,569.97	2003	OTHER SERVICES
16760	FLEMMING GROUP INC	AFRICAN AMERICAN	\$29,800.00	2005	OTHER SERVICES
15202	FLEMMING GROUP INC	AFRICAN AMERICAN	\$1,071.68	2005	OTHER SERVICES
20327	FLEMMING GROUP INC	AFRICAN AMERICAN	\$1,729.69	2005	OTHER SERVICES
34810	FLEMMING GROUP INC	AFRICAN AMERICAN	\$3,578.43	2003	OTHER SERVICES
228	FLEMMING GROUP INC	AFRICAN AMERICAN	\$809.10	2004	OTHER SERVICES
21174	FLEMMING GROUP INC	AFRICAN AMERICAN	\$1,599.14	2005	OTHER SERVICES
20769	FLEMMING GROUP INC	AFRICAN AMERICAN	\$1,573.57	2005	OTHER SERVICES
17968	FLEMMING GROUP INC	AFRICAN AMERICAN	\$2,629.02	2005	OTHER SERVICES
29915	FLEMMING GROUP INC	AFRICAN AMERICAN	\$4,595.00	2003	OTHER SERVICES
8260	FLEMMING GROUP INC	AFRICAN AMERICAN	\$1,345.60	2004	OTHER SERVICES
223	FLEMMING GROUP INC	AFRICAN AMERICAN	\$1,029.50	2004	OTHER SERVICES
16688	FLEMMING GROUP INC	AFRICAN AMERICAN	\$1,905.35	2005	OTHER SERVICES
20491	FOREST & WILDLIFE INNOVATIONS INC		\$15,000.00	2005	OTHER SERVICES
24191	FOREST & WILDLIFE INNOVATIONS INC		\$5,720.00	2005	OTHER SERVICES
23777	FORMS & SUPPLY INC	NONMINORITY WOMEN	\$61.59	2005	OTHER SERVICES
7270	FOSTER DIXIANA SAND INC		\$68.23	2004	OTHER SERVICES
12139	FOWLER COMMUNICATIONS INC		\$3,349.29	2004	OTHER SERVICES
12981	FOWLER COMMUNICATIONS INC		\$560.00	2004	OTHER SERVICES
42064	FOWLER, THOMAS		\$350.00	2005	OTHER SERVICES
27228	FRALEY & QUATTLEBAUM REFRIGERATION		\$262.50	2005	OTHER SERVICES
14643	FRALEY & QUATTLEBAUM REFRIGERATION		\$65.00	2004	OTHER SERVICES

OTHER SERVICES CONTRACTS

Appendix A

PURCHASE ORDER #	VENDOR NAME	ETHNICITY	AWARD AMOUNT	FY	BUSINESS CATEGORY
6013	FRALEY & QUATTLEBAUM REFRIGERATION		\$119.00	2004	OTHER SERVICES
17725	FRALEY & QUATTLEBAUM REFRIGERATION		\$226.56	2005	OTHER SERVICES
10667	FRALEY & QUATTLEBAUM REFRIGERATION		\$210.00	2004	OTHER SERVICES
2090	FRALEY & QUATTLEBAUM REFRIGERATION		\$136.52	2004	OTHER SERVICES
865	FRALEY & QUATTLEBAUM REFRIGERATION		\$282.96	2004	OTHER SERVICES
42392	FRALEY & QUATTLEBAUM REFRIGERATION		\$77.50	2005	OTHER SERVICES
15162	FRALEY & QUATTLEBAUM REFRIGERATION		\$423.61	2005	OTHER SERVICES
41919	FRALEY & QUATTLEBAUM REFRIGERATION		\$210.00	2005	OTHER SERVICES
41289	FRALEY & QUATTLEBAUM REFRIGERATION		\$94.50	2005	OTHER SERVICES
14829	FRALEY & QUATTLEBAUM REFRIGERATION		\$178.46	2005	OTHER SERVICES
36810	FRANKLIN D PLUMBING & GAS	NONMINORITY MALE	\$80.00	2003	OTHER SERVICES
9347	FRANKLIN D PLUMBING & GAS	NONMINORITY MALE	\$1,663.20	2004	OTHER SERVICES
39888	FRANKLIN D PLUMBING & GAS	NONMINORITY MALE	\$80.00	2003	OTHER SERVICES
15027	FRANKLIN D PLUMBING & GAS	NONMINORITY MALE	\$1,000.00	2005	OTHER SERVICES
36776	FRANKLIN D PLUMBING & GAS	NONMINORITY MALE	\$80.00	2003	OTHER SERVICES
5167	FRANKLIN D PLUMBING & GAS	NONMINORITY MALE	\$1,782.00	2004	OTHER SERVICES
35228	FRANKLIN D PLUMBING & GAS	NONMINORITY MALE	\$70.00	2003	OTHER SERVICES
38899	FRANKLIN D PLUMBING & GAS	NONMINORITY MALE	\$90.00	2003	OTHER SERVICES
3383	FRANKLIN D PLUMBING & GAS	NONMINORITY MALE	\$1,000.00	2004	OTHER SERVICES
19303	FRANKLIN D PLUMBING & GAS	NONMINORITY MALE	\$1,500.00	2005	OTHER SERVICES
18121	FRANKLIN D PLUMBING & GAS	NONMINORITY MALE	\$1,500.00	2005	OTHER SERVICES
39125	FRANKLIN D PLUMBING & GAS	NONMINORITY MALE	\$80.00	2003	OTHER SERVICES
38501	FRANKLIN D PLUMBING & GAS	NONMINORITY MALE	\$165.25	2003	OTHER SERVICES
8901	FRANKLIN D PLUMBING & GAS	NONMINORITY MALE	\$1,000.00	2004	OTHER SERVICES
33094	FRANKLINS PRINTING DOWNTOWN COLUMBIA		\$229.92	2003	OTHER SERVICES
24655	FRANKLINS PRINTING DOWNTOWN COLUMBIA		\$131.25	2005	OTHER SERVICES
33126	FRANKLINS PRINTING DOWNTOWN COLUMBIA		\$333.12	2003	OTHER SERVICES
31628	FRANKLINS PRINTING DOWNTOWN COLUMBIA		\$494.98	2003	OTHER SERVICES
30458	FRANKLINS PRINTING DOWNTOWN COLUMBIA		\$28.40	2003	OTHER SERVICES
33047	FRANKLINS PRINTING DOWNTOWN COLUMBIA		\$164.73	2003	OTHER SERVICES
31627	FRANKLINS PRINTING DOWNTOWN COLUMBIA		\$229.94	2003	OTHER SERVICES
24717	FRANKLINS PRINTING DOWNTOWN COLUMBIA		\$433.30	2005	OTHER SERVICES
35644	FRANKLINS PRINTING DOWNTOWN COLUMBIA		\$319.31	2003	OTHER SERVICES
24901	FRANKLINS PRINTING DOWNTOWN COLUMBIA		\$176.97	2005	OTHER SERVICES
35599	FRANKLINS PRINTING DOWNTOWN COLUMBIA		\$289.52	2003	OTHER SERVICES
41093	FRANKLINS PRINTING DOWNTOWN COLUMBIA		\$598.71	2005	OTHER SERVICES
39459	FRANKLINS PRINTING DOWNTOWN COLUMBIA		\$79.33	2003	OTHER SERVICES
37368	FRANKLINS PRINTING DOWNTOWN COLUMBIA		\$125.72	2003	OTHER SERVICES
37931	FRANKLINS PRINTING DOWNTOWN COLUMBIA		\$38.35	2003	OTHER SERVICES
35638	FRANKLINS PRINTING DOWNTOWN COLUMBIA		\$125.72	2003	OTHER SERVICES
31626	FRANKLINS PRINTING DOWNTOWN COLUMBIA		\$88.59	2003	OTHER SERVICES
35600	FRANKLINS PRINTING DOWNTOWN COLUMBIA		\$274.52	2003	OTHER SERVICES
38941	FRANKLINS PRINTING DOWNTOWN COLUMBIA		\$138.14	2003	OTHER SERVICES
41084	FRANKLINS PRINTING DOWNTOWN COLUMBIA		\$1,322.25	2005	OTHER SERVICES
33348	FRANKLINS PRINTING DOWNTOWN COLUMBIA		\$32.66	2003	OTHER SERVICES
41092	FRANKLINS PRINTING DOWNTOWN COLUMBIA		\$294.82	2005	OTHER SERVICES
38363	FRANKLINS PRINTING DOWNTOWN COLUMBIA		\$34.48	2003	OTHER SERVICES
33349	FRANKLINS PRINTING DOWNTOWN COLUMBIA		\$112.34	2003	OTHER SERVICES
32221	FRANKLINS PRINTING DOWNTOWN COLUMBIA		\$500.00	2003	OTHER SERVICES
29381	FRANKLINS PRINTING DOWNTOWN COLUMBIA		\$522.36	2003	OTHER SERVICES
32218	FRANKLINS PRINTING DOWNTOWN COLUMBIA		\$178.12	2003	OTHER SERVICES
19011	FRANKLINS PRINTING DOWNTOWN COLUMBIA		\$71.22	2005	OTHER SERVICES
36104	FRANKLINS PRINTING DOWNTOWN COLUMBIA		\$69.24	2003	OTHER SERVICES
32070	FRANKLINS PRINTING DOWNTOWN COLUMBIA		\$149.32	2003	OTHER SERVICES
20595	FRANKLINS PRINTING DOWNTOWN COLUMBIA		\$1,501.03	2005	OTHER SERVICES
31156	FRANKLINS PRINTING DOWNTOWN COLUMBIA		\$395.00	2003	OTHER SERVICES
36100	FRANKLINS PRINTING DOWNTOWN COLUMBIA		\$243.41	2003	OTHER SERVICES
39104	FRANKLINS PRINTING DOWNTOWN COLUMBIA		\$367.50	2003	OTHER SERVICES
31134	FRANKLINS PRINTING DOWNTOWN COLUMBIA		\$68.38	2003	OTHER SERVICES
34399	FRANKLINS PRINTING DOWNTOWN COLUMBIA		\$38.35	2003	OTHER SERVICES
34638	FRANKLINS PRINTING DOWNTOWN COLUMBIA		\$258.38	2003	OTHER SERVICES
36778	FRANKLINS PRINTING DOWNTOWN COLUMBIA		\$99.40	2003	OTHER SERVICES
34639	FRANKLINS PRINTING DOWNTOWN COLUMBIA		\$100.67	2003	OTHER SERVICES
31100	FRANKLINS PRINTING DOWNTOWN COLUMBIA		\$272.41	2003	OTHER SERVICES
36797	FRANKLINS PRINTING DOWNTOWN COLUMBIA		\$125.72	2003	OTHER SERVICES
39154	FRANKLINS PRINTING DOWNTOWN COLUMBIA		\$226.29	2003	OTHER SERVICES
34398	FRANKLINS PRINTING DOWNTOWN COLUMBIA		\$55.11	2003	OTHER SERVICES
22905	FRANKLINS PRINTING DOWNTOWN COLUMBIA		\$100.92	2005	OTHER SERVICES
33347	FRANKLINS PRINTING DOWNTOWN COLUMBIA		\$37.67	2003	OTHER SERVICES
30445	FRANKLINS PRINTING DOWNTOWN COLUMBIA		\$153.32	2003	OTHER SERVICES
33959	FRANKLINS PRINTING DOWNTOWN COLUMBIA		\$363.80	2003	OTHER SERVICES
36812	FRANKLINS PRINTING DOWNTOWN COLUMBIA		\$326.94	2003	OTHER SERVICES
30867	FRANKLINS PRINTING DOWNTOWN COLUMBIA		\$164.63	2003	OTHER SERVICES
41182	FRANKLINS PRINTING DOWNTOWN COLUMBIA		\$1,979.25	2005	OTHER SERVICES
30868	FRANKLINS PRINTING DOWNTOWN COLUMBIA		\$164.63	2003	OTHER SERVICES
39489	FRANKLINS PRINTING DOWNTOWN COLUMBIA		\$99.33	2003	OTHER SERVICES
32497	FRANKLINS PRINTING DOWNTOWN COLUMBIA		\$230.82	2003	OTHER SERVICES
34400	FRANKLINS PRINTING DOWNTOWN COLUMBIA		\$169.62	2003	OTHER SERVICES
25675	FRANKLINS PRINTING DOWNTOWN COLUMBIA		\$356.30	2005	OTHER SERVICES

OTHER SERVICES CONTRACTS

Appendix A

PURCHASE ORDER #	VENDOR NAME	ETHNICITY	AWARD AMOUNT	FY	BUSINESS CATEGORY
36086	FRANKLINS PRINTING DOWNTOWN COLUMBIA		\$125.72	2003	OTHER SERVICES
35197	FRANKLINS PRINTING DOWNTOWN COLUMBIA		\$216.67	2003	OTHER SERVICES
32496	FRANKLINS PRINTING DOWNTOWN COLUMBIA		\$384.81	2003	OTHER SERVICES
39454	FRANKLINS PRINTING DOWNTOWN COLUMBIA		\$326.71	2003	OTHER SERVICES
23205	FRANKLINS PRINTING DOWNTOWN COLUMBIA		\$148.31	2005	OTHER SERVICES
31192	FRANKLINS PRINTING DOWNTOWN COLUMBIA		\$141.47	2003	OTHER SERVICES
34363	FRANKLINS PRINTING DOWNTOWN COLUMBIA		\$279.45	2003	OTHER SERVICES
34361	FRANKLINS PRINTING DOWNTOWN COLUMBIA		\$356.84	2003	OTHER SERVICES
41883	FRANKLINS PRINTING DOWNTOWN COLUMBIA		\$229.54	2005	OTHER SERVICES
35196	FRANKLINS PRINTING DOWNTOWN COLUMBIA		\$35.00	2003	OTHER SERVICES
41083	FRANKLINS PRINTING DOWNTOWN COLUMBIA		\$2,289.00	2005	OTHER SERVICES
32896	FRANKS QUALITY SERVICE INC		\$252.83	2003	OTHER SERVICES
32212	FRANKS QUALITY SERVICE INC		\$658.86	2003	OTHER SERVICES
26770	FREE TIMES		\$280.00	2005	OTHER SERVICES
24142	FREE TIMES		\$113.00	2005	OTHER SERVICES
4647	FREE TIMES		\$140.00	2004	OTHER SERVICES
7287	FULL HOUSE REPAIRS & RENOVATION CO	AFRICAN AMERICAN	\$1,999.00	2004	OTHER SERVICES
30316	G & H MAIL SERVICE INC		\$4,853.12	2003	OTHER SERVICES
30315	G & H MAIL SERVICE INC		\$3,184.45	2003	OTHER SERVICES
40478	GAINES W HARRISON & SONS		\$183.02	2003	OTHER SERVICES
29790	GAINES W HARRISON & SONS		\$14.58	2003	OTHER SERVICES
40507	GAINES W HARRISON & SONS		\$172.94	2003	OTHER SERVICES
31754	GAINES W HARRISON & SONS		\$4,981.96	2003	OTHER SERVICES
37027	GAINES W HARRISON & SONS		\$4,905.75	2003	OTHER SERVICES
40497	GAINES W HARRISON & SONS		\$143.29	2003	OTHER SERVICES
40604	GAINES W HARRISON & SONS		\$103.53	2003	OTHER SERVICES
34502	GAINES W HARRISON & SONS		\$4,980.07	2003	OTHER SERVICES
17113	GAINES W HARRISON & SONS		\$385.60	2005	OTHER SERVICES
29719	GAINES W HARRISON & SONS		\$2,998.79	2003	OTHER SERVICES
40593	GAINES W HARRISON & SONS		\$24.75	2003	OTHER SERVICES
1354	GAINES W HARRISON & SONS		\$65.00	2004	OTHER SERVICES
5884	GAINES W HARRISON & SONS		\$98.26	2004	OTHER SERVICES
40592	GAINES W HARRISON & SONS		\$79.66	2003	OTHER SERVICES
39218	GAINES W HARRISON & SONS		\$2,946.45	2003	OTHER SERVICES
29531	GAINES W HARRISON & SONS		\$4,935.22	2003	OTHER SERVICES
3239	GALAXIE DESIGN INC		\$753.25	2004	OTHER SERVICES
32068	GALAXIE DESIGN INC		\$534.25	2003	OTHER SERVICES
14012	GALAXIE DESIGN INC		\$121.50	2004	OTHER SERVICES
1186	GALEANA CHRYSLER JEEP INC		\$1,000.00	2004	OTHER SERVICES
13988	GALEANA CHRYSLER JEEP INC		\$85.32	2004	OTHER SERVICES
3258	GALEANA CHRYSLER JEEP INC		\$147.15	2004	OTHER SERVICES
13678	GALEANA CHRYSLER JEEP INC		\$370.49	2004	OTHER SERVICES
11705	GAMECOCK PAINT & BODY SHOP		\$2,412.34	2004	OTHER SERVICES
20280	GAMECOCK PAINT & BODY SHOP		\$2,025.48	2005	OTHER SERVICES
17712	GAMECOCK PAINT & BODY SHOP		\$1,478.00	2005	OTHER SERVICES
13683	GAMECOCK PAINT & BODY SHOP		\$958.00	2004	OTHER SERVICES
8307	GAMECOCK PAINT & BODY SHOP		\$840.40	2004	OTHER SERVICES
22181	GAMECOCK PAINT & BODY SHOP		\$1,281.00	2005	OTHER SERVICES
8940	GAMECOCK PAINT & BODY SHOP		\$1,300.00	2004	OTHER SERVICES
9835	GAMECOCK PAINT & BODY SHOP		\$840.00	2004	OTHER SERVICES
3039	GAMECOCK PAINT & BODY SHOP		\$447.50	2004	OTHER SERVICES
15844	GAMECOCK PAINT & BODY SHOP		\$1,847.00	2005	OTHER SERVICES
7926	GAMECOCK PAINT & BODY SHOP		\$1,211.60	2004	OTHER SERVICES
23646	GAMECOCK PAINT & BODY SHOP		\$454.00	2005	OTHER SERVICES
7740	GAMECOCK PAINT & BODY SHOP		\$1,300.00	2004	OTHER SERVICES
10167	GAMECOCK PAINT & BODY SHOP		\$561.00	2004	OTHER SERVICES
4161	GAMECOCK PAINT & BODY SHOP		\$1,024.00	2004	OTHER SERVICES
24200	GAMECOCK PAINT & BODY SHOP		\$300.00	2005	OTHER SERVICES
7523	GAMECOCK PAINT & BODY SHOP		\$789.00	2004	OTHER SERVICES
42440	GAMECOCK PAINT & BODY SHOP		\$474.53	2005	OTHER SERVICES
24592	GAMECOCK PAINT & BODY SHOP		\$524.00	2005	OTHER SERVICES
24358	GAMECOCK PAINT & BODY SHOP		\$310.00	2005	OTHER SERVICES
4049	GAMECOCK PAINT & BODY SHOP		\$946.00	2004	OTHER SERVICES
27189	GAMECOCK PAINT & BODY SHOP		\$3,448.97	2005	OTHER SERVICES
3363	GENE LOVE PLUMBING INC	NONMINORITY MALE	\$9.71	2004	OTHER SERVICES
2244	GENE LOVE PLUMBING INC	NONMINORITY MALE	\$482.28	2004	OTHER SERVICES
3912	GENE LOVE PLUMBING INC	NONMINORITY MALE	\$9.11	2004	OTHER SERVICES
2760	GENE LOVE PLUMBING INC	NONMINORITY MALE	\$58.18	2004	OTHER SERVICES
26585	GENE LOVE PLUMBING INC	NONMINORITY MALE	\$49.50	2005	OTHER SERVICES
12934	GENERAL JACK & GREASE GUN SERVICE INC		\$1,015.79	2004	OTHER SERVICES
20847	GENERAL JACK & GREASE GUN SERVICE INC		\$873.22	2005	OTHER SERVICES
16519	GENERAL JACK & GREASE GUN SERVICE INC		\$384.06	2005	OTHER SERVICES
22656	GENERAL JACK & GREASE GUN SERVICE INC		\$541.31	2005	OTHER SERVICES
42203	GENERAL JACK & GREASE GUN SERVICE INC		\$168.24	2005	OTHER SERVICES
23648	GENERAL JACK & GREASE GUN SERVICE INC		\$232.09	2005	OTHER SERVICES
26889	GENERAL JACK & GREASE GUN SERVICE INC		\$45.00	2005	OTHER SERVICES
17607	GENERAL JACK & GREASE GUN SERVICE INC		\$330.60	2005	OTHER SERVICES
19099	GENERAL JACK & GREASE GUN SERVICE INC		\$1,046.43	2005	OTHER SERVICES
25412	GENERAL JACK & GREASE GUN SERVICE INC		\$1,409.31	2005	OTHER SERVICES

OTHER SERVICES CONTRACTS

Appendix A

PURCHASE ORDER #	VENDOR NAME	ETHNICITY	AWARD AMOUNT	FY	BUSINESS CATEGORY
24298	GENERAL JACK & GREASE GUN SERVICE INC		\$414.76	2005	OTHER SERVICES
14617	GENERAL JACK & GREASE GUN SERVICE INC		\$493.87	2004	OTHER SERVICES
20120	GENERAL JACK & GREASE GUN SERVICE INC		\$434.41	2005	OTHER SERVICES
25466	GENERAL JACK & GREASE GUN SERVICE INC		\$361.47	2005	OTHER SERVICES
20547	GENERAL JACK & GREASE GUN SERVICE INC		\$208.09	2005	OTHER SERVICES
12992	GENERAL JACK & GREASE GUN SERVICE INC		\$507.15	2004	OTHER SERVICES
20970	GENERATOR SERVICES INC		\$1,528.26	2005	OTHER SERVICES
11198	GENERATOR SERVICES INC		\$97.00	2004	OTHER SERVICES
23167	GENERATOR SERVICES INC		\$130.00	2005	OTHER SERVICES
17236	GENERATOR SERVICES INC		\$97.50	2005	OTHER SERVICES
26883	GENERATOR SERVICES INC		\$1,831.20	2005	OTHER SERVICES
36640	GENERATOR SERVICES INC		\$130.00	2003	OTHER SERVICES
20832	GENERATOR SERVICES INC		\$311.30	2005	OTHER SERVICES
2357	GENERATOR SERVICES INC		\$97.50	2004	OTHER SERVICES
7075	GENERATOR SERVICES INC		\$195.00	2004	OTHER SERVICES
1908	GENERATOR SERVICES INC		\$258.01	2004	OTHER SERVICES
14248	GENERATOR SERVICES INC		\$3,600.00	2004	OTHER SERVICES
7182	GENERATOR SERVICES INC		\$325.20	2004	OTHER SERVICES
37204	GENERATOR SERVICES INC		\$130.00	2003	OTHER SERVICES
10628	GENERATOR SERVICES INC		\$195.00	2004	OTHER SERVICES
5661	GENERATOR SERVICES INC		\$130.00	2004	OTHER SERVICES
22094	GENERATOR SERVICES INC		\$578.80	2005	OTHER SERVICES
10451	GENERATOR SERVICES INC		\$519.68	2004	OTHER SERVICES
37590	GENERATOR SERVICES INC		\$334.76	2003	OTHER SERVICES
1343	GENERATOR SERVICES INC		\$496.06	2004	OTHER SERVICES
25733	GENERATOR SERVICES INC		\$140.00	2005	OTHER SERVICES
5615	GENERATOR SERVICES INC		\$993.70	2004	OTHER SERVICES
5879	GENERATOR SERVICES INC		\$65.00	2004	OTHER SERVICES
32443	GENERATOR SERVICES INC		\$607.48	2003	OTHER SERVICES
21478	GENERATOR SERVICES INC		\$311.30	2005	OTHER SERVICES
21178	GEORGE FULTON PHOTO IMAGERY		\$294.00	2005	OTHER SERVICES
21621	GEORGE FULTON PHOTO IMAGERY		\$26.25	2005	OTHER SERVICES
20580	GEORGE FULTON PHOTO IMAGERY		\$78.75	2005	OTHER SERVICES
32912	GILBERT EMERGENCY VEHICLE & SERVICES CO		\$492.16	2003	OTHER SERVICES
5468	GILBERT EMERGENCY VEHICLE & SERVICES CO		\$669.47	2004	OTHER SERVICES
4770	GILBERT EMERGENCY VEHICLE & SERVICES CO		\$1,256.40	2004	OTHER SERVICES
428	GILBERT EMERGENCY VEHICLE & SERVICES CO		\$243.32	2004	OTHER SERVICES
37182	GILBERT EMERGENCY VEHICLE & SERVICES CO		\$2,175.62	2003	OTHER SERVICES
34517	GILBERT EMERGENCY VEHICLE & SERVICES CO		\$2,667.92	2003	OTHER SERVICES
4158	GILBERT EMERGENCY VEHICLE & SERVICES CO		\$2,175.62	2004	OTHER SERVICES
11440	GILBERT EMERGENCY VEHICLE & SERVICES CO		\$619.40	2004	OTHER SERVICES
17274	GILBERT EMERGENCY VEHICLE & SERVICES CO		\$2,086.25	2005	OTHER SERVICES
802	GILBERT EMERGENCY VEHICLE & SERVICES CO		\$1,111.83	2004	OTHER SERVICES
18989	GILBERT EMERGENCY VEHICLE & SERVICES CO		\$1,463.70	2005	OTHER SERVICES
24581	GILBERT EMERGENCY VEHICLE & SERVICES CO		\$977.53	2005	OTHER SERVICES
8153	GILBERT EMERGENCY VEHICLE & SERVICES CO		\$2,151.87	2004	OTHER SERVICES
31989	GILBERT EMERGENCY VEHICLE & SERVICES CO		\$2,112.66	2003	OTHER SERVICES
33802	GILBERT EMERGENCY VEHICLE & SERVICES CO		\$3,510.47	2003	OTHER SERVICES
11975	GILBERT EMERGENCY VEHICLE & SERVICES CO		\$390.08	2004	OTHER SERVICES
7566	GILBERT EMERGENCY VEHICLE & SERVICES CO		\$4,683.79	2004	OTHER SERVICES
20408	GILBERT EMERGENCY VEHICLE & SERVICES CO		\$3,828.31	2005	OTHER SERVICES
41644	GILBERT EMERGENCY VEHICLE & SERVICES CO		\$4,627.64	2005	OTHER SERVICES
25743	GILBERT EMERGENCY VEHICLE & SERVICES CO		\$3,976.74	2005	OTHER SERVICES
32439	GILBERT EMERGENCY VEHICLE & SERVICES CO		\$2,175.62	2003	OTHER SERVICES
10772	GILBERT EMERGENCY VEHICLE & SERVICES CO		\$2,231.78	2004	OTHER SERVICES
37413	GILBERT EMERGENCY VEHICLE & SERVICES CO		\$1,409.94	2003	OTHER SERVICES
34343	GILBERT EMERGENCY VEHICLE & SERVICES CO		\$3,538.69	2003	OTHER SERVICES
6734	GILBERT EMERGENCY VEHICLE & SERVICES CO		\$2,175.62	2004	OTHER SERVICES
34805	GILBERT EMERGENCY VEHICLE & SERVICES CO		\$1,276.36	2003	OTHER SERVICES
40214	GILBERT EMERGENCY VEHICLE & SERVICES CO		\$4,559.94	2003	OTHER SERVICES
36589	GILBERT EMERGENCY VEHICLE & SERVICES CO		\$4,284.22	2003	OTHER SERVICES
35316	GILBERT EMERGENCY VEHICLE & SERVICES CO		\$2,379.87	2003	OTHER SERVICES
33606	GILBERT EMERGENCY VEHICLE & SERVICES CO		\$1,865.01	2003	OTHER SERVICES
18576	GILBERT EMERGENCY VEHICLE & SERVICES CO		\$4,392.44	2005	OTHER SERVICES
33297	GILBERT EMERGENCY VEHICLE & SERVICES CO		\$1,318.07	2003	OTHER SERVICES
36614	GILBERT EMERGENCY VEHICLE & SERVICES CO		\$2,529.94	2003	OTHER SERVICES
4983	GILBERT EMERGENCY VEHICLE & SERVICES CO		\$1,530.45	2004	OTHER SERVICES
22898	GILBERT EMERGENCY VEHICLE & SERVICES CO		\$3,798.32	2005	OTHER SERVICES
39060	GILBERT EMERGENCY VEHICLE & SERVICES CO		\$3,267.15	2003	OTHER SERVICES
38538	GILBERT EMERGENCY VEHICLE & SERVICES CO		\$2,385.92	2003	OTHER SERVICES
38539	GILBERT EMERGENCY VEHICLE & SERVICES CO		\$376.66	2003	OTHER SERVICES
1189	GILBERT EMERGENCY VEHICLE & SERVICES CO		\$955.07	2004	OTHER SERVICES
37215	GILBERT EMERGENCY VEHICLE & SERVICES CO		\$10,374.60	2003	OTHER SERVICES
31758	GILBERT EMERGENCY VEHICLE & SERVICES CO		\$5,836.02	2003	OTHER SERVICES
37581	GILBERT EMERGENCY VEHICLE & SERVICES CO		\$2,184.40	2003	OTHER SERVICES
24199	GILBERT EMERGENCY VEHICLE & SERVICES CO		\$1,437.11	2005	OTHER SERVICES
30848	GILCHRIST LANDSCAPING & PAINTING SERVICES		\$10,615.00	2003	OTHER SERVICES
19114	GILCHRIST LANDSCAPING & PAINTING SERVICES		\$1,250.00	2005	OTHER SERVICES
34140	GILCHRIST LANDSCAPING & PAINTING SERVICES		\$1,210.00	2003	OTHER SERVICES

OTHER SERVICES CONTRACTS

Appendix A

PURCHASE ORDER #	VENDOR NAME	ETHNICITY	AWARD AMOUNT	FY	BUSINESS CATEGORY
20223	GILCHRIST LANDSCAPING & PAINTING SERVICES		\$1,250.00	2005	OTHER SERVICES
21013	GILCHRIST LANDSCAPING & PAINTING SERVICES		\$1,250.00	2005	OTHER SERVICES
41647	GILCHRIST LANDSCAPING & PAINTING SERVICES		\$121.32	2005	OTHER SERVICES
18146	GILCHRIST LANDSCAPING & PAINTING SERVICES		\$11,250.00	2005	OTHER SERVICES
39066	GILCHRIST LANDSCAPING & PAINTING SERVICES		\$1,250.00	2003	OTHER SERVICES
18135	GILCHRIST LANDSCAPING & PAINTING SERVICES		\$1,250.00	2005	OTHER SERVICES
16726	GILCHRIST LANDSCAPING & PAINTING SERVICES		\$1,250.00	2005	OTHER SERVICES
41648	GILCHRIST LANDSCAPING & PAINTING SERVICES		\$121.32	2005	OTHER SERVICES
33253	GILCHRIST LANDSCAPING & PAINTING SERVICES		\$450.00	2003	OTHER SERVICES
2168	GILCHRIST LANDSCAPING & PAINTING SERVICES		\$11,250.00	2004	OTHER SERVICES
30295	GILCHRIST LANDSCAPING & PAINTING SERVICES		\$8,690.00	2003	OTHER SERVICES
29061	GILCHRIST LANDSCAPING & PAINTING SERVICES		\$1,150.00	2003	OTHER SERVICES
36882	GILMORE, RORLANDA		\$340.00	2003	OTHER SERVICES
10378	GILMORE, RORLANDA		\$112.00	2004	OTHER SERVICES
5974	GILMORE, RORLANDA		\$200.00	2004	OTHER SERVICES
28768	GILMORE, RORLANDA		\$382.00	2003	OTHER SERVICES
27086	GILMORE, RORLANDA		\$300.00	2005	OTHER SERVICES
541	GILMORE, RORLANDA		\$500.00	2004	OTHER SERVICES
42256	GILMORE, RORLANDA		\$560.00	2005	OTHER SERVICES
31084	GILMORE, RORLANDA		\$523.00	2003	OTHER SERVICES
15342	GILMORE, RORLANDA		\$800.00	2005	OTHER SERVICES
8456	GILMORE, RORLANDA		\$450.00	2004	OTHER SERVICES
1379	GILMORE, RORLANDA		\$300.00	2004	OTHER SERVICES
26678	GILMORE, RORLANDA		\$428.00	2005	OTHER SERVICES
25380	GILMORE, RORLANDA		\$428.00	2005	OTHER SERVICES
42089	GILMORE, RORLANDA		\$180.00	2005	OTHER SERVICES
37429	GILMORE, RORLANDA		\$405.00	2003	OTHER SERVICES
21255	GILMORE, RORLANDA		\$800.00	2005	OTHER SERVICES
3262	GOLF CAR CENTER		\$655.00	2004	OTHER SERVICES
3989	GOT GLASS		\$105.00	2004	OTHER SERVICES
5711	GRACZYK, MELISSA A		\$126.35	2004	OTHER SERVICES
40359	GRACZYK, MELISSA A		\$108.85	2003	OTHER SERVICES
13692	GRAHAM, GEORGIA		\$150.00	2004	OTHER SERVICES
13048	GRAHAM, GEORGIA		\$300.00	2004	OTHER SERVICES
31030	GRAHAMS TV INC		\$119.57	2003	OTHER SERVICES
15503	GRAHL ELECTRIC SUPPLY CO INC		\$2,100.00	2005	OTHER SERVICES
1608	GRAINGER REPORTING SERVICE		\$488.60	2004	OTHER SERVICES
3116	GRAINGER REPORTING SERVICE		\$393.70	2004	OTHER SERVICES
507	GRAND RENTAL STATION		\$147.00	2004	OTHER SERVICES
6631	GRAPH ITTI SPORTSWEAR & SPECIALTY CO INC		\$13.65	2004	OTHER SERVICES
12984	GRAPH ITTI SPORTSWEAR & SPECIALTY CO INC		\$630.00	2004	OTHER SERVICES
6630	GRAPH ITTI SPORTSWEAR & SPECIALTY CO INC		\$937.65	2004	OTHER SERVICES
9360	GREENSWARD LANDSCAPE CO INC		\$65.00	2004	OTHER SERVICES
9359	GREENSWARD LANDSCAPE CO INC		\$65.00	2004	OTHER SERVICES
14079	GREGORY ELECTRIC CO INC		\$250.00	2004	OTHER SERVICES
2059	GREGORY ELECTRIC CO INC		\$197.18	2004	OTHER SERVICES
6038	GRICE MARKET INC		\$36.75	2004	OTHER SERVICES
1552	GRICE MARKET INC		\$57.75	2004	OTHER SERVICES
17999	GRITE GLASS CO	AFRICAN AMERICAN	\$157.50	2005	OTHER SERVICES
12828	GRITE GLASS CO	AFRICAN AMERICAN	\$166.99	2004	OTHER SERVICES
41645	GRITE GLASS CO	AFRICAN AMERICAN	\$319.00	2005	OTHER SERVICES
22486	GRITE GLASS CO	AFRICAN AMERICAN	\$321.65	2005	OTHER SERVICES
8310	GRITE GLASS CO	AFRICAN AMERICAN	\$110.00	2004	OTHER SERVICES
18479	GRITE GLASS CO	AFRICAN AMERICAN	\$154.96	2005	OTHER SERVICES
27074	GRITE GLASS CO	AFRICAN AMERICAN	\$185.84	2005	OTHER SERVICES
12529	GRITE GLASS CO	AFRICAN AMERICAN	\$186.57	2004	OTHER SERVICES
25078	GRITE GLASS CO	AFRICAN AMERICAN	\$148.00	2005	OTHER SERVICES
26888	GRITE GLASS CO	AFRICAN AMERICAN	\$131.25	2005	OTHER SERVICES
10255	GRITE GLASS CO	AFRICAN AMERICAN	\$75.00	2004	OTHER SERVICES
27196	GRITE GLASS CO	AFRICAN AMERICAN	\$155.00	2005	OTHER SERVICES
13191	GRITE GLASS CO	AFRICAN AMERICAN	\$241.43	2004	OTHER SERVICES
10168	GRITE GLASS CO	AFRICAN AMERICAN	\$134.07	2004	OTHER SERVICES
24574	GRITE GLASS CO	AFRICAN AMERICAN	\$178.40	2005	OTHER SERVICES
11175	GRITE GLASS CO	AFRICAN AMERICAN	\$250.00	2004	OTHER SERVICES
22863	GRITE GLASS CO	AFRICAN AMERICAN	\$175.25	2005	OTHER SERVICES
4774	GRITE GLASS CO	AFRICAN AMERICAN	\$153.65	2004	OTHER SERVICES
12592	GRITE GLASS CO	AFRICAN AMERICAN	\$266.70	2004	OTHER SERVICES
19087	GRITE GLASS CO	AFRICAN AMERICAN	\$99.75	2005	OTHER SERVICES
9896	GUARANTEED SUPPLY CO OF SOUTH CAROLINA INC		\$200.00	2004	OTHER SERVICES
22394	GUARDIAN FENCE SUPPLIERS OF SOUTH CAROLINA INC		\$247.75	2005	OTHER SERVICES
42244	GUIDA, SOPHIA L		\$1,840.00	2005	OTHER SERVICES
13771	GUIDA, SOPHIA L		\$1,600.00	2004	OTHER SERVICES
14951	GUIDA, SOPHIA L		\$2,720.00	2005	OTHER SERVICES
10618	H & H OFFICE SOLUTIONS	NONMINORITY WOMEN	\$485.10	2004	OTHER SERVICES
14445	H & H OFFICE SOLUTIONS	NONMINORITY WOMEN	\$200.00	2004	OTHER SERVICES
13409	H & H OFFICE SOLUTIONS	NONMINORITY WOMEN	\$369.61	2004	OTHER SERVICES
15001	H & H OFFICE SOLUTIONS	NONMINORITY WOMEN	\$86.44	2005	OTHER SERVICES
10670	H & H OFFICE SOLUTIONS	NONMINORITY WOMEN	\$115.82	2004	OTHER SERVICES
11814	H & H OFFICE SOLUTIONS	NONMINORITY WOMEN	\$33.60	2004	OTHER SERVICES

OTHER SERVICES CONTRACTS

Appendix A

PURCHASE ORDER #	VENDOR NAME	ETHNICITY	AWARD AMOUNT	FY	BUSINESS CATEGORY
5988	H & H OFFICE SOLUTIONS	NONMINORITY WOMEN	\$130.11	2004	OTHER SERVICES
4927	HADLEY, MILES		\$6,781.00	2004	OTHER SERVICES
3678	HADLEY, MILES		\$1,851.00	2004	OTHER SERVICES
2621	HADLEY, MILES		\$2,101.50	2004	OTHER SERVICES
2946	HADLEY, MILES		\$1,834.00	2004	OTHER SERVICES
26680	HALL, WALLACE T		\$500.00	2005	OTHER SERVICES
42090	HALL, WALLACE T		\$160.00	2005	OTHER SERVICES
42355	HALL, WALLACE T		\$800.00	2005	OTHER SERVICES
30553	HAMILTON, RANDOLPH M		\$250.00	2003	OTHER SERVICES
37509	HAMPTON AUTOMOTIVE		\$5,307.00	2003	OTHER SERVICES
18988	HANCOCK BUICK CO OF COLUMBIA HANCOCK MOTORS		\$361.61	2005	OTHER SERVICES
21198	HANCOCK MACHINE SHOP		\$392.60	2005	OTHER SERVICES
32622	HANCOCK MACHINE SHOP		\$1,260.00	2003	OTHER SERVICES
19140	HANCOCK MACHINE SHOP		\$31.50	2005	OTHER SERVICES
10640	HANCOCK MACHINE SHOP		\$75.00	2004	OTHER SERVICES
19972	HANCOCK MACHINE SHOP		\$65.00	2005	OTHER SERVICES
36649	HANCOCK MACHINE SHOP		\$1,257.34	2003	OTHER SERVICES
23111	HANCOCK MACHINE SHOP		\$1,050.00	2005	OTHER SERVICES
6116	HANCOCK MACHINE SHOP		\$92.00	2004	OTHER SERVICES
9950	HANCOCK MACHINE SHOP		\$230.00	2004	OTHER SERVICES
6310	HANCOCK MACHINE SHOP		\$60.00	2004	OTHER SERVICES
21210	HANCOCK MACHINE SHOP		\$68.58	2005	OTHER SERVICES
30521	HANCOCK MACHINE SHOP		\$1,475.15	2003	OTHER SERVICES
27605	HANCOCK MACHINE SHOP		\$1,050.00	2005	OTHER SERVICES
1977	HANCOCK MACHINE SHOP		\$304.48	2004	OTHER SERVICES
23640	HANCOCK MACHINE SHOP		\$125.00	2005	OTHER SERVICES
29030	HANCOCK MACHINE SHOP		\$3,608.43	2003	OTHER SERVICES
34501	HANCOCK MACHINE SHOP		\$2,152.95	2003	OTHER SERVICES
3704	HANCOCK MACHINE SHOP		\$72.45	2004	OTHER SERVICES
38863	HANCOCK MACHINE SHOP		\$1,889.00	2003	OTHER SERVICES
17187	HANCOCK MACHINE SHOP		\$125.00	2005	OTHER SERVICES
4961	HANDY, N B		\$14.11	2004	OTHER SERVICES
42091	HANKINS, RODERICK		\$72.00	2005	OTHER SERVICES
546	HANKINS, RODERICK		\$500.00	2004	OTHER SERVICES
14054	HANKINS, RODERICK		\$300.00	2004	OTHER SERVICES
15331	HANKINS, RODERICK		\$300.00	2005	OTHER SERVICES
36312	HANKINS, RODERICK		\$36.00	2003	OTHER SERVICES
2217	HARDY, CYNTHIA PRYOR	AFRICAN AMERICAN	\$150.00	2004	OTHER SERVICES
4575	HARDY, CYNTHIA PRYOR	AFRICAN AMERICAN	\$490.00	2004	OTHER SERVICES
39862	HARDY, CYNTHIA PRYOR	AFRICAN AMERICAN	\$150.00	2003	OTHER SERVICES
4574	HARDY, CYNTHIA PRYOR	AFRICAN AMERICAN	\$150.00	2004	OTHER SERVICES
13822	HARMON, LINDA		\$325.50	2004	OTHER SERVICES
11618	HARMON, LINDA		\$180.60	2004	OTHER SERVICES
3727	HARTS APPL SERVICE INC		\$101.55	2004	OTHER SERVICES
1733	HATTEN, WILLIAM		\$3,000.00	2004	OTHER SERVICES
15275	HATTEN, WILLIAM		\$1,500.00	2005	OTHER SERVICES
38113	HEALTHY BODIES		\$5,565.00	2003	OTHER SERVICES
37114	HEALTHY BODIES		\$55.64	2003	OTHER SERVICES
33256	HEALTHY BODIES		\$5,460.00	2003	OTHER SERVICES
38112	HEALTHY BODIES		\$28.33	2003	OTHER SERVICES
33257	HEALTHY BODIES		\$723.75	2003	OTHER SERVICES
34461	HEALTHY BODIES		\$18.96	2003	OTHER SERVICES
18401	HEAVYQUIP INC		\$5,170.63	2005	OTHER SERVICES
26669	HEAVYQUIP INC		\$1,912.52	2005	OTHER SERVICES
26201	HEAVYQUIP INC		\$1,251.68	2005	OTHER SERVICES
15863	HEAVYQUIP INC		\$3,073.99	2005	OTHER SERVICES
20817	HEAVYQUIP INC		\$6,210.25	2005	OTHER SERVICES
20517	HESTER, SHANNON		\$1,200.00	2005	OTHER SERVICES
3715	HEWETTS GLASS CO INC		\$102.85	2004	OTHER SERVICES
12086	HEWETTS GLASS CO INC		\$267.75	2004	OTHER SERVICES
27403	HEWETTS GLASS CO INC		\$2,730.00	2005	OTHER SERVICES
22382	HEWETTS GLASS CO INC		\$2,200.00	2005	OTHER SERVICES
18178	HEWETTS GLASS CO INC		\$152.15	2005	OTHER SERVICES
29356	HILBURN, DAVID		\$341.25	2003	OTHER SERVICES
2124	HILLER, JOY A	AFRICAN AMERICAN	\$384.00	2004	OTHER SERVICES
40295	HILLER, JOY A	AFRICAN AMERICAN	\$395.00	2003	OTHER SERVICES
527	HILLER, JOY A	AFRICAN AMERICAN	\$500.00	2004	OTHER SERVICES
16010	HILLER, JOY A	AFRICAN AMERICAN	\$500.00	2005	OTHER SERVICES
36285	HILLIARD, HELEN R		\$640.00	2003	OTHER SERVICES
42197	HINGLETON MOBLEY, ANITA		\$1,840.00	2005	OTHER SERVICES
21631	HOBGOOD ELECTRIC & MACHINERY CO INC		\$3,190.00	2005	OTHER SERVICES
24856	HOBGOOD ELECTRIC & MACHINERY CO INC		\$450.00	2005	OTHER SERVICES
14588	HOBGOOD ELECTRIC & MACHINERY CO INC		\$892.50	2004	OTHER SERVICES
16056	HOBGOOD ELECTRIC & MACHINERY CO INC		\$1,575.00	2005	OTHER SERVICES
14083	HOLMES CO	NONMINORITY MALE	\$275.00	2004	OTHER SERVICES
15501	HOLOX LINDE GAS LIMITED		\$700.00	2005	OTHER SERVICES
40303	HOOK, MAVIS		\$84.00	2003	OTHER SERVICES
12011	HOOK, MAVIS		\$500.00	2004	OTHER SERVICES
11453	HOOK, MAVIS		\$70.00	2004	OTHER SERVICES

OTHER SERVICES CONTRACTS

Appendix A

PURCHASE ORDER #	VENDOR NAME	ETHNICITY	AWARD AMOUNT	FY	BUSINESS CATEGORY
17943	HOOK, MAVIS		\$200.00	2005	OTHER SERVICES
39961	HOOK, MAVIS		\$329.00	2003	OTHER SERVICES
2160	HOOK, MAVIS		\$700.00	2004	OTHER SERVICES
31715	HOOK, MAVIS		\$840.00	2003	OTHER SERVICES
38101	HOOK, MAVIS		\$455.00	2003	OTHER SERVICES
20075	HOUSE OF FRAMES & PAINTING INC		\$119.41	2005	OTHER SERVICES
10550	HOUSE OF FRAMES & PAINTING INC		\$143.51	2004	OTHER SERVICES
8734	HOUSE OF FRAMES & PAINTING INC		\$159.33	2004	OTHER SERVICES
20338	HOUSE OF FRAMES & PAINTING INC		\$100.57	2005	OTHER SERVICES
15250	HOUSE OF FRAMES & PAINTING INC		\$1,000.00	2005	OTHER SERVICES
14580	HOUSE OF FRAMES & PAINTING INC		\$80.79	2004	OTHER SERVICES
12983	HOUSE OF FRAMES & PAINTING INC		\$445.16	2004	OTHER SERVICES
4004	HOUSTONS ENTERPRISE CATERING SERVICE	AFRICAN AMERICAN	\$1,116.00	2004	OTHER SERVICES
33249	HOUSTONS ENTERPRISE CATERING SERVICE	AFRICAN AMERICAN	\$292.16	2003	OTHER SERVICES
32061	HOUSTONS ENTERPRISE CATERING SERVICE	AFRICAN AMERICAN	\$3,343.38	2003	OTHER SERVICES
13820	HOUSTONS ENTERPRISE CATERING SERVICE	AFRICAN AMERICAN	\$1,309.80	2004	OTHER SERVICES
9267	HOUSTONS ENTERPRISE CATERING SERVICE	AFRICAN AMERICAN	\$15,557.50	2004	OTHER SERVICES
39551	HOUSTONS ENTERPRISE CATERING SERVICE	AFRICAN AMERICAN	\$1,534.80	2003	OTHER SERVICES
11791	HOUSTONS ENTERPRISE CATERING SERVICE	AFRICAN AMERICAN	\$2,052.25	2004	OTHER SERVICES
34645	HOUSTONS ENTERPRISE CATERING SERVICE	AFRICAN AMERICAN	\$170.62	2003	OTHER SERVICES
6027	HOUSTONS ENTERPRISE CATERING SERVICE	AFRICAN AMERICAN	\$1,388.00	2004	OTHER SERVICES
5795	HOUSTONS ENTERPRISE CATERING SERVICE	AFRICAN AMERICAN	\$7,449.36	2004	OTHER SERVICES
15648	HOUSTONS ENTERPRISE CATERING SERVICE	AFRICAN AMERICAN	\$3,291.50	2005	OTHER SERVICES
12321	HOUSTONS ENTERPRISE CATERING SERVICE	AFRICAN AMERICAN	\$697.40	2004	OTHER SERVICES
20981	HOUSTONS ENTERPRISE CATERING SERVICE	AFRICAN AMERICAN	\$389.58	2005	OTHER SERVICES
40324	HOUSTONS ENTERPRISE CATERING SERVICE	AFRICAN AMERICAN	\$2,502.00	2003	OTHER SERVICES
19526	HOUSTONS ENTERPRISE CATERING SERVICE	AFRICAN AMERICAN	\$500.00	2005	OTHER SERVICES
33324	HOUSTONS ENTERPRISE CATERING SERVICE	AFRICAN AMERICAN	\$1,950.00	2003	OTHER SERVICES
34182	HOUSTONS ENTERPRISE CATERING SERVICE	AFRICAN AMERICAN	\$330.00	2003	OTHER SERVICES
31648	HOUSTONS ENTERPRISE CATERING SERVICE	AFRICAN AMERICAN	\$945.00	2003	OTHER SERVICES
27179	HOUSTONS ENTERPRISE CATERING SERVICE	AFRICAN AMERICAN	\$1,628.75	2005	OTHER SERVICES
16285	HOUSTONS ENTERPRISE CATERING SERVICE	AFRICAN AMERICAN	\$1,375.29	2005	OTHER SERVICES
14347	HOUSTONS ENTERPRISE CATERING SERVICE	AFRICAN AMERICAN	\$4,154.00	2004	OTHER SERVICES
36041	HOUSTONS ENTERPRISE CATERING SERVICE	AFRICAN AMERICAN	\$15,557.50	2003	OTHER SERVICES
33261	HOUSTONS ENTERPRISE CATERING SERVICE	AFRICAN AMERICAN	\$292.16	2003	OTHER SERVICES
32545	HOUSTONS ENTERPRISE CATERING SERVICE	AFRICAN AMERICAN	\$732.50	2003	OTHER SERVICES
36039	HOUSTONS ENTERPRISE CATERING SERVICE	AFRICAN AMERICAN	\$206.25	2003	OTHER SERVICES
28813	HOWARD, GARY		\$3,693.50	2003	OTHER SERVICES
15458	HOWARD, GARY		\$8,200.00	2005	OTHER SERVICES
7068	HOWARDS GARAGE & WRECKER SERVICE	AFRICAN AMERICAN	\$1,850.00	2004	OTHER SERVICES
838	HOWARDS GARAGE & WRECKER SERVICE	AFRICAN AMERICAN	\$690.00	2004	OTHER SERVICES
7328	HOWARDS GARAGE & WRECKER SERVICE	AFRICAN AMERICAN	\$450.00	2004	OTHER SERVICES
15572	HOWARDS GARAGE & WRECKER SERVICE	AFRICAN AMERICAN	\$676.18	2005	OTHER SERVICES
19458	HOWARDS GARAGE & WRECKER SERVICE	AFRICAN AMERICAN	\$1,150.00	2005	OTHER SERVICES
3700	HOWARDS GARAGE & WRECKER SERVICE	AFRICAN AMERICAN	\$641.77	2004	OTHER SERVICES
18824	HOWARDS GARAGE & WRECKER SERVICE	AFRICAN AMERICAN	\$1,370.00	2005	OTHER SERVICES
342	HOWARDS GARAGE & WRECKER SERVICE	AFRICAN AMERICAN	\$285.00	2004	OTHER SERVICES
5963	HOWARDS GARAGE & WRECKER SERVICE	AFRICAN AMERICAN	\$1,483.44	2004	OTHER SERVICES
9249	HOWARDS GARAGE & WRECKER SERVICE	AFRICAN AMERICAN	\$295.08	2004	OTHER SERVICES
13294	HOWARDS GARAGE & WRECKER SERVICE	AFRICAN AMERICAN	\$1,780.00	2004	OTHER SERVICES
13590	HOWARDS GARAGE & WRECKER SERVICE	AFRICAN AMERICAN	\$837.50	2004	OTHER SERVICES
16827	HOWARDS GARAGE & WRECKER SERVICE	AFRICAN AMERICAN	\$685.00	2005	OTHER SERVICES
42436	HOWARDS GARAGE & WRECKER SERVICE	AFRICAN AMERICAN	\$662.22	2005	OTHER SERVICES
4307	HOWARDS GARAGE & WRECKER SERVICE	AFRICAN AMERICAN	\$1,037.75	2004	OTHER SERVICES
9486	HOWARDS GARAGE & WRECKER SERVICE	AFRICAN AMERICAN	\$275.00	2004	OTHER SERVICES
20929	HOWARDS GARAGE & WRECKER SERVICE	AFRICAN AMERICAN	\$585.00	2005	OTHER SERVICES
14719	HOWARDS GARAGE & WRECKER SERVICE	AFRICAN AMERICAN	\$1,735.00	2005	OTHER SERVICES
24894	HOWARDS GARAGE & WRECKER SERVICE	AFRICAN AMERICAN	\$1,190.00	2005	OTHER SERVICES
10463	HOWARDS GARAGE & WRECKER SERVICE	AFRICAN AMERICAN	\$300.00	2004	OTHER SERVICES
14948	HOWARDS GARAGE & WRECKER SERVICE	AFRICAN AMERICAN	\$780.00	2005	OTHER SERVICES
19646	HOWARDS GARAGE & WRECKER SERVICE	AFRICAN AMERICAN	\$1,945.00	2005	OTHER SERVICES
14557	HOWARDS GARAGE & WRECKER SERVICE	AFRICAN AMERICAN	\$3,708.65	2004	OTHER SERVICES
21500	HOWARDS GARAGE & WRECKER SERVICE	AFRICAN AMERICAN	\$285.00	2005	OTHER SERVICES
4651	HOWARDS TOWING & AUTO STORAGE PUFF DBA HAROLD	AFRICAN AMERICAN	\$120.00	2004	OTHER SERVICES
10047	HOWARDS TOWING & AUTO STORAGE PUFF DBA HAROLD	AFRICAN AMERICAN	\$95.00	2004	OTHER SERVICES
18750	I 4 DESIGN LLC	NONMINORITY MALE	\$340.00	2005	OTHER SERVICES
18089	I 4 DESIGN LLC	NONMINORITY MALE	\$212.50	2005	OTHER SERVICES
8759	IF ITS PAPER		\$100.00	2004	OTHER SERVICES
13540	IF ITS PAPER		\$36.50	2004	OTHER SERVICES
4235	IF ITS PAPER		\$29.46	2004	OTHER SERVICES
3518	IF ITS PAPER		\$216.00	2004	OTHER SERVICES
7880	IF ITS PAPER		\$42.00	2004	OTHER SERVICES
11947	IMAGE PRODUCTIONS NEWSCLIPS		\$52.50	2004	OTHER SERVICES
20357	IMAGE PRODUCTIONS NEWSCLIPS		\$50.40	2005	OTHER SERVICES
1198	IMAGE REPRODUCTIONS		\$5,000.00	2004	OTHER SERVICES
22029	IMAGING TECHNOLOGIES SERVICES INC	NONMINORITY MALE	\$244.44	2005	OTHER SERVICES
312	IMAGING TECHNOLOGIES SERVICES INC	NONMINORITY MALE	\$488.78	2004	OTHER SERVICES
15917	IMAGING TECHNOLOGIES SERVICES INC	NONMINORITY MALE	\$1,058.65	2005	OTHER SERVICES
8341	IMAGING TECHNOLOGIES SERVICES INC	NONMINORITY MALE	\$983.43	2004	OTHER SERVICES

OTHER SERVICES CONTRACTS

Appendix A

PURCHASE ORDER #	VENDOR NAME	ETHNICITY	AWARD AMOUNT	FY	BUSINESS CATEGORY
15918	IMAGING TECHNOLOGIES SERVICES INC	NONMINORITY MALE	\$2,876.06	2005	OTHER SERVICES
23144	IMAGING TECHNOLOGIES SERVICES INC	NONMINORITY MALE	\$108.36	2005	OTHER SERVICES
22034	IMAGING TECHNOLOGIES SERVICES INC	NONMINORITY MALE	\$394.38	2005	OTHER SERVICES
16176	IMAGING TECHNOLOGIES SERVICES INC	NONMINORITY MALE	\$2,698.50	2005	OTHER SERVICES
16674	IMAGING TECHNOLOGIES SERVICES INC	NONMINORITY MALE	\$1,356.00	2005	OTHER SERVICES
2983	IMAGING TECHNOLOGIES SERVICES INC	NONMINORITY MALE	\$519.28	2004	OTHER SERVICES
16880	IMAGING TECHNOLOGIES SERVICES INC	NONMINORITY MALE	\$310.54	2005	OTHER SERVICES
16875	IMAGING TECHNOLOGIES SERVICES INC	NONMINORITY MALE	\$1,058.65	2005	OTHER SERVICES
16771	IMAGING TECHNOLOGIES SERVICES INC	NONMINORITY MALE	\$1,763.37	2005	OTHER SERVICES
21030	IMAGING TECHNOLOGIES SERVICES INC	NONMINORITY MALE	\$823.41	2005	OTHER SERVICES
1930	IMAGING TECHNOLOGIES SERVICES INC	NONMINORITY MALE	\$456.44	2004	OTHER SERVICES
9790	IMAGING TECHNOLOGIES SERVICES INC	NONMINORITY MALE	\$202.42	2004	OTHER SERVICES
25676	IMAGING TECHNOLOGIES SERVICES INC	NONMINORITY MALE	\$1,880.87	2005	OTHER SERVICES
8243	IMAGING TECHNOLOGIES SERVICES INC	NONMINORITY MALE	\$481.74	2004	OTHER SERVICES
24120	IMAGING TECHNOLOGIES SERVICES INC	NONMINORITY MALE	\$382.73	2005	OTHER SERVICES
41216	IMAGING TECHNOLOGIES SERVICES INC	NONMINORITY MALE	\$1,480.50	2005	OTHER SERVICES
7974	IMAGING TECHNOLOGIES SERVICES INC	NONMINORITY MALE	\$860.32	2004	OTHER SERVICES
25212	IMAGING TECHNOLOGIES SERVICES INC	NONMINORITY MALE	\$511.20	2005	OTHER SERVICES
11572	IMAGING TECHNOLOGIES SERVICES INC	NONMINORITY MALE	\$376.32	2004	OTHER SERVICES
11811	IMAGING TECHNOLOGIES SERVICES INC	NONMINORITY MALE	\$631.74	2004	OTHER SERVICES
8244	IMAGING TECHNOLOGIES SERVICES INC	NONMINORITY MALE	\$471.88	2004	OTHER SERVICES
12972	IMAGING TECHNOLOGIES SERVICES INC	NONMINORITY MALE	\$522.59	2004	OTHER SERVICES
13599	IMAGING TECHNOLOGIES SERVICES INC	NONMINORITY MALE	\$233.73	2004	OTHER SERVICES
3423	IMAGING TECHNOLOGIES SERVICES INC	NONMINORITY MALE	\$639.45	2004	OTHER SERVICES
7212	IMAGING TECHNOLOGIES SERVICES INC	NONMINORITY MALE	\$311.27	2004	OTHER SERVICES
19299	IMAGING TECHNOLOGIES SERVICES INC	NONMINORITY MALE	\$310.17	2005	OTHER SERVICES
34046	IMAGING TECHNOLOGIES SERVICES INC	NONMINORITY MALE	\$1,390.00	2003	OTHER SERVICES
27087	IMAGING TECHNOLOGIES SERVICES INC	NONMINORITY MALE	\$170.78	2005	OTHER SERVICES
12385	IMAGING TECHNOLOGIES SERVICES INC	NONMINORITY MALE	\$327.81	2004	OTHER SERVICES
11530	IMAGING TECHNOLOGIES SERVICES INC	NONMINORITY MALE	\$442.84	2004	OTHER SERVICES
18814	IMAGING TECHNOLOGIES SERVICES INC	NONMINORITY MALE	\$307.79	2005	OTHER SERVICES
28980	IMAGING TECHNOLOGIES SERVICES INC	NONMINORITY MALE	\$2,315.25	2003	OTHER SERVICES
12688	IMAGING TECHNOLOGIES SERVICES INC	NONMINORITY MALE	\$461.58	2004	OTHER SERVICES
5506	IMAGING TECHNOLOGIES SERVICES INC	NONMINORITY MALE	\$348.39	2004	OTHER SERVICES
4134	IMAGING TECHNOLOGIES SERVICES INC	NONMINORITY MALE	\$373.38	2004	OTHER SERVICES
18892	IMAGING TECHNOLOGIES SERVICES INC	NONMINORITY MALE	\$600.00	2005	OTHER SERVICES
4293	IMAGING TECHNOLOGIES SERVICES INC	NONMINORITY MALE	\$137.03	2004	OTHER SERVICES
3868	IMAGING TECHNOLOGIES SERVICES INC	NONMINORITY MALE	\$410.34	2004	OTHER SERVICES
17819	IMAGING TECHNOLOGIES SERVICES INC	NONMINORITY MALE	\$326.71	2005	OTHER SERVICES
12768	IMAGING TECHNOLOGIES SERVICES INC	NONMINORITY MALE	\$310.17	2004	OTHER SERVICES
12817	IMAGING TECHNOLOGIES SERVICES INC	NONMINORITY MALE	\$308.33	2004	OTHER SERVICES
4321	IMAGING TECHNOLOGIES SERVICES INC	NONMINORITY MALE	\$1,485.54	2004	OTHER SERVICES
40454	INDUSTRIAL ALIGNMENT & FRAME SERVICE INC		\$275.00	2003	OTHER SERVICES
33304	INDUSTRIAL ALIGNMENT & FRAME SERVICE INC		\$1,688.17	2003	OTHER SERVICES
18888	INDUSTRIAL ALIGNMENT & FRAME SERVICE INC		\$7,198.54	2005	OTHER SERVICES
4773	INDUSTRIAL ALIGNMENT & FRAME SERVICE INC		\$75.00	2004	OTHER SERVICES
6457	INTERSTATE EQUIPMENT CO	NONMINORITY MALE	\$6,102.74	2004	OTHER SERVICES
845	IRWIN, WILLIAM J		\$280.00	2004	OTHER SERVICES
40294	IRWIN, WILLIAM J		\$150.00	2003	OTHER SERVICES
10444	J C MCGEHEE DBA COLUMBIA FLAG & DISPLAY LLC		\$692.37	2004	OTHER SERVICES
2148	JACKSON, SHANNIA		\$528.00	2004	OTHER SERVICES
40293	JACKSON, SHANNIA		\$395.00	2003	OTHER SERVICES
16009	JACKSON, SHANNIA		\$600.00	2005	OTHER SERVICES
31418	JACKSON, SHANNIA		\$502.40	2003	OTHER SERVICES
521	JACKSON, SHANNIA		\$500.00	2004	OTHER SERVICES
544	JACOBS, MIRIAM		\$500.00	2004	OTHER SERVICES
29987	JACOBS, MIRIAM		\$372.00	2003	OTHER SERVICES
21249	JACOBS, MIRIAM		\$500.00	2005	OTHER SERVICES
36883	JACOBS, MIRIAM		\$132.00	2003	OTHER SERVICES
42255	JAMES, GEORGE		\$400.00	2005	OTHER SERVICES
29985	JANITORIAL SOLUTIONS		\$875.00	2003	OTHER SERVICES
33464	JAY B		\$350.00	2003	OTHER SERVICES
41072	JAYS LANDSCAPING & MAINTENANCE		\$25,200.00	2005	OTHER SERVICES
22228	JOAB DICK CONSTRUCTION INC		\$67.00	2005	OTHER SERVICES
22812	JOAB DICK CONSTRUCTION INC		\$1,210.00	2005	OTHER SERVICES
2926	JOE HENRY INC	NONMINORITY MALE	\$236.42	2004	OTHER SERVICES
3053	JOE HENRY INC	NONMINORITY MALE	\$819.00	2004	OTHER SERVICES
30293	JOHNSON JANITORIAL SERVICE		\$37,339.50	2003	OTHER SERVICES
26273	JOHNSON JANITORIAL SERVICE		\$3,103.92	2005	OTHER SERVICES
18859	JOHNSON JANITORIAL SERVICE		\$1,450.00	2005	OTHER SERVICES
17749	JOHNSON JANITORIAL SERVICE		\$1,880.00	2005	OTHER SERVICES
41871	JOHNSON JANITORIAL SERVICE		\$3,103.92	2005	OTHER SERVICES
17544	JOHNSON JANITORIAL SERVICE		\$3,099.00	2005	OTHER SERVICES
22911	JOHNSON JANITORIAL SERVICE		\$3,099.00	2005	OTHER SERVICES
19302	JOHNSON JANITORIAL SERVICE		\$3,374.00	2005	OTHER SERVICES
1651	JOHNSON JANITORIAL SERVICE		\$38,520.04	2004	OTHER SERVICES
8176	JOHNSON JANITORIAL SERVICE		\$350.00	2004	OTHER SERVICES
31263	JOHNSON JANITORIAL SERVICE		\$250.00	2003	OTHER SERVICES
16913	JOHNSON JANITORIAL SERVICE		\$3,099.00	2005	OTHER SERVICES

OTHER SERVICES CONTRACTS

Appendix A

PURCHASE ORDER #	VENDOR NAME	ETHNICITY	AWARD AMOUNT	FY	BUSINESS CATEGORY
34889	JOHNSON JANITORIAL SERVICE		\$160.00	2003	OTHER SERVICES
25154	JOHNSON JANITORIAL SERVICE		\$3,104.92	2005	OTHER SERVICES
19862	JOHNSON JANITORIAL SERVICE		\$3,099.00	2005	OTHER SERVICES
21827	JOHNSON JANITORIAL SERVICE		\$3,099.00	2005	OTHER SERVICES
7244	JOHNSON JANITORIAL SERVICE		\$150.00	2004	OTHER SERVICES
21681	JOHNSON JANITORIAL SERVICE		\$3,099.00	2005	OTHER SERVICES
27741	JOHNSON JANITORIAL SERVICE		\$640.00	2003	OTHER SERVICES
7592	JOHNSON JANITORIAL SERVICE		\$350.00	2004	OTHER SERVICES
23957	JOHNSON JANITORIAL SERVICE		\$3,099.00	2005	OTHER SERVICES
22250	JOHNSON JANITORIAL SERVICE		\$170.00	2005	OTHER SERVICES
37889	JOHNSON, JANICE B		\$640.00	2003	OTHER SERVICES
14058	JONES, AMBER M		\$300.00	2004	OTHER SERVICES
42094	JONES, AMBER M		\$72.00	2005	OTHER SERVICES
15332	JONES, AMBER M		\$300.00	2005	OTHER SERVICES
27368	JUDIS CATERING		\$525.00	2005	OTHER SERVICES
42051	KALUNDA, KADRI RICHARD		\$176.40	2005	OTHER SERVICES
14059	KALUNDA, KADRI RICHARD		\$300.00	2004	OTHER SERVICES
15343	KALUNDA, KADRI RICHARD		\$300.00	2005	OTHER SERVICES
24767	KANE OFFICE TECHNOLOGIES	NONMINORITY MALE	\$419.61	2005	OTHER SERVICES
20041	KARAMU CELEBRATE		\$125.00	2005	OTHER SERVICES
16007	KELLY, WILLIE		\$200.00	2005	OTHER SERVICES
5374	KELLY, WILLIE		\$500.00	2004	OTHER SERVICES
13098	KELLY, WILLIE		\$500.00	2004	OTHER SERVICES
21582	KENAES CATERING		\$700.00	2005	OTHER SERVICES
19367	KENAES CATERING		\$210.00	2005	OTHER SERVICES
23876	KENAES CATERING		\$799.61	2005	OTHER SERVICES
20783	KENAES CATERING		\$1,000.00	2005	OTHER SERVICES
17497	KENAES CATERING		\$360.00	2005	OTHER SERVICES
11239	KENAES CATERING		\$840.00	2004	OTHER SERVICES
14076	KENAES CATERING		\$320.00	2004	OTHER SERVICES
21173	KENAES CATERING		\$475.00	2005	OTHER SERVICES
25723	KEY SHOP INC		\$35.15	2005	OTHER SERVICES
23540	KEY SHOP INC		\$225.00	2005	OTHER SERVICES
7686	KEY SHOP INC		\$36.75	2004	OTHER SERVICES
7528	KEY SHOP INC		\$20.00	2004	OTHER SERVICES
27436	KEY SHOP INC		\$137.55	2005	OTHER SERVICES
12277	KILLOY OFFICE EQUIPMENT INC		\$75.00	2004	OTHER SERVICES
1240	KINKOS COPIES		\$450.00	2004	OTHER SERVICES
35750	KINKOS COPIES		\$1,244.75	2003	OTHER SERVICES
36330	KINKOS COPIES		\$21.96	2003	OTHER SERVICES
26507	KINKOS COPIES		\$499.00	2005	OTHER SERVICES
38877	KINKOS COPIES		\$46.02	2003	OTHER SERVICES
29991	KINKOS COPIES		\$249.90	2003	OTHER SERVICES
35780	KINKOS COPIES		\$1,771.88	2003	OTHER SERVICES
37788	KINKOS COPIES		\$135.00	2003	OTHER SERVICES
8053	KINKOS COPIES		\$433.00	2004	OTHER SERVICES
8144	KINKOS COPIES		\$78.74	2004	OTHER SERVICES
32305	KINKOS COPIES		\$400.00	2003	OTHER SERVICES
30332	KINKOS COPIES		\$168.00	2003	OTHER SERVICES
29583	KINKOS COPIES		\$73.49	2003	OTHER SERVICES
16004	KINKOS COPIES		\$250.00	2005	OTHER SERVICES
37216	KINKOS COPIES		\$147.84	2003	OTHER SERVICES
8755	KINKOS COPIES		\$500.00	2004	OTHER SERVICES
15185	KINKOS COPIES		\$365.33	2005	OTHER SERVICES
37133	KINKOS COPIES		\$300.00	2003	OTHER SERVICES
29806	KINKOS COPIES		\$80.17	2003	OTHER SERVICES
8330	KINKOS COPIES		\$75.68	2004	OTHER SERVICES
39900	KINKOS COPIES		\$141.75	2003	OTHER SERVICES
7194	KINKOS COPIES		\$495.00	2004	OTHER SERVICES
16890	KINKOS COPIES		\$108.15	2005	OTHER SERVICES
27606	KINKOS COPIES		\$524.99	2005	OTHER SERVICES
27168	KINKOS COPIES		\$499.00	2005	OTHER SERVICES
30537	KINKOS COPIES		\$307.93	2003	OTHER SERVICES
37086	KINKOS COPIES		\$23.05	2003	OTHER SERVICES
4026	KMART CORP		\$75.53	2004	OTHER SERVICES
5388	KMART CORP		\$302.00	2004	OTHER SERVICES
40518	KORNEGAY, LEE ANN		\$500.00	2003	OTHER SERVICES
39818	KORNEGAY, LEE ANN		\$1,105.00	2003	OTHER SERVICES
6939	KORNEGAY, LEE ANN		\$32.96	2004	OTHER SERVICES
21084	KWIK KOPY BUSINESS CENTER INC DBA GIBSON &	AFRICAN AMERICAN	\$300.00	2005	OTHER SERVICES
19164	L & L LAWN CARE	AFRICAN AMERICAN	\$800.00	2005	OTHER SERVICES
12424	L & L LAWN CARE	AFRICAN AMERICAN	\$800.00	2004	OTHER SERVICES
27278	L & L LAWN CARE	AFRICAN AMERICAN	\$800.00	2005	OTHER SERVICES
2955	L & L LAWN CARE	AFRICAN AMERICAN	\$600.00	2004	OTHER SERVICES
15852	L & L LAWN CARE	AFRICAN AMERICAN	\$800.00	2005	OTHER SERVICES
5149	L & L LAWN CARE	AFRICAN AMERICAN	\$825.00	2004	OTHER SERVICES
1202	L & L LAWN CARE	AFRICAN AMERICAN	\$1,070.00	2004	OTHER SERVICES
14265	L & L LAWN CARE	AFRICAN AMERICAN	\$800.00	2004	OTHER SERVICES
14277	L D I REPROPRINTING INC	NONMINORITY WOMEN	\$3,617.06	2004	OTHER SERVICES

OTHER SERVICES CONTRACTS

Appendix A

PURCHASE ORDER #	VENDOR NAME	ETHNICITY	AWARD AMOUNT	FY	BUSINESS CATEGORY
8347	L D I REPROPRINTING INC	NONMINORITY WOMEN	\$4,844.02	2004	OTHER SERVICES
6459	L D I REPROPRINTING INC	NONMINORITY WOMEN	\$5,097.58	2004	OTHER SERVICES
13115	L D I REPROPRINTING INC	NONMINORITY WOMEN	\$321.94	2004	OTHER SERVICES
10657	L D I REPROPRINTING INC	NONMINORITY WOMEN	\$2,006.41	2004	OTHER SERVICES
16025	L D I REPROPRINTING INC	NONMINORITY WOMEN	\$341.26	2005	OTHER SERVICES
24887	L D I REPROPRINTING INC	NONMINORITY WOMEN	\$500.00	2005	OTHER SERVICES
9553	L D I REPROPRINTING INC	NONMINORITY WOMEN	\$2,373.48	2004	OTHER SERVICES
41680	L D I REPROPRINTING INC	NONMINORITY WOMEN	\$55.65	2005	OTHER SERVICES
22134	L D I REPROPRINTING INC	NONMINORITY WOMEN	\$181.07	2005	OTHER SERVICES
8384	L D I REPROPRINTING INC	NONMINORITY WOMEN	\$439.53	2004	OTHER SERVICES
39221	L R ENTERPRISES INC		\$2,750.00	2003	OTHER SERVICES
30319	LAIDLAW TRANSIT SERVICES INC		\$52,206.51	2003	OTHER SERVICES
33008	LAIDLAW TRANSIT SERVICES INC		\$38,597.15	2003	OTHER SERVICES
41684	LASER PRINT PLUS INC		\$50,000.00	2005	OTHER SERVICES
42129	LASER PRINT PLUS INC		\$2,119.00	2005	OTHER SERVICES
14964	LASER PRINT PLUS INC		\$200,000.00	2005	OTHER SERVICES
41471	LASER PRINT PLUS INC		\$1,175.00	2005	OTHER SERVICES
41673	LASER PRINT PLUS INC		\$4,806.63	2005	OTHER SERVICES
21432	LASER PRINT PLUS INC		\$100,000.00	2005	OTHER SERVICES
27048	LASER PRINT PLUS INC		\$400.00	2005	OTHER SERVICES
27047	LASER PRINT PLUS INC		\$1,500.00	2005	OTHER SERVICES
22906	LASER PRINT PLUS INC		\$1,195.00	2005	OTHER SERVICES
16716	LASER PRINT PLUS INC		\$600.00	2005	OTHER SERVICES
23618	LASER PRINT PLUS INC		\$200,000.00	2005	OTHER SERVICES
16512	LASER PRINT PLUS INC		\$200,000.00	2005	OTHER SERVICES
22829	LASER PRINT PLUS INC		\$1,460.00	2005	OTHER SERVICES
24270	LASER PRINT PLUS INC		\$1,155.00	2005	OTHER SERVICES
24317	LASER PRINT PLUS INC		\$10,000.00	2005	OTHER SERVICES
35089	LAWLER LOCKS, JOHN		\$350.00	2003	OTHER SERVICES
12824	LEE TRANSPORT EQUIPMENT INC		\$446.25	2004	OTHER SERVICES
29186	LEE TRANSPORT EQUIPMENT INC		\$3,000.00	2003	OTHER SERVICES
9271	LEE TRANSPORT EQUIPMENT INC		\$945.00	2004	OTHER SERVICES
2260	LEGETTE CONSULTING DBA LEISURE FUN	AFRICAN AMERICAN	\$650.00	2004	OTHER SERVICES
20659	LEGETTE CONSULTING DBA LEISURE FUN	AFRICAN AMERICAN	\$490.00	2005	OTHER SERVICES
29977	LEGETTE CONSULTING DBA LEISURE FUN	AFRICAN AMERICAN	\$500.00	2003	OTHER SERVICES
26292	LEGISLATIVE PRINTING INFO & TEC SYSTEMS		\$80.00	2005	OTHER SERVICES
34433	LEGISLATIVE PRINTING INFO & TEC SYSTEMS		\$42.50	2003	OTHER SERVICES
39188	LEONARD BUILDING TRUCK ACCESS		\$1,417.24	2003	OTHER SERVICES
9251	LEWIS & CLARK		\$580.00	2004	OTHER SERVICES
4278	LEWIS & CLARK		\$75.00	2004	OTHER SERVICES
7380	LEWIS & CLARK		\$185.43	2004	OTHER SERVICES
25030	LEXINGTON PRINTING SERVICE		\$1,958.25	2005	OTHER SERVICES
27287	LEXINGTON PRINTING SERVICE		\$234.15	2005	OTHER SERVICES
26867	LEXINGTON PRINTING SERVICE		\$366.45	2005	OTHER SERVICES
41496	LINDLER, KATHRYN J		\$193.50	2005	OTHER SERVICES
22355	LONNIE ROBERTS AUTO SERVICE INC		\$75.00	2005	OTHER SERVICES
18115	LONON, ANN		\$585.00	2005	OTHER SERVICES
8575	LORICK OFFICE PRODUCTS	NONMINORITY WOMEN	\$9.44	2004	OTHER SERVICES
8083	LORICK OFFICE PRODUCTS	NONMINORITY WOMEN	\$467.95	2004	OTHER SERVICES
11643	LORICK OFFICE PRODUCTS	NONMINORITY WOMEN	\$138.60	2004	OTHER SERVICES
14567	LORICK OFFICE PRODUCTS	NONMINORITY WOMEN	\$962.28	2004	OTHER SERVICES
42416	LOVE CHEVROLET CO		\$726.42	2005	OTHER SERVICES
18062	LOVE CHEVROLET CO		\$100.00	2005	OTHER SERVICES
12836	LOVE CHEVROLET CO		\$116.11	2004	OTHER SERVICES
16150	LOVE CHEVROLET CO		\$70.72	2005	OTHER SERVICES
42372	LOVE CHEVROLET CO		\$971.68	2005	OTHER SERVICES
13505	LOVE CHEVROLET CO		\$116.11	2004	OTHER SERVICES
29780	LOVE CHEVROLET CO		\$5,000.00	2003	OTHER SERVICES
4977	LOVE CHEVROLET CO		\$246.76	2004	OTHER SERVICES
16119	LOVE CHEVROLET CO		\$100.00	2005	OTHER SERVICES
12590	LOVE CHEVROLET CO		\$5,924.25	2004	OTHER SERVICES
14625	LOVE CHEVROLET CO		\$358.22	2004	OTHER SERVICES
18501	LOWES OF NE COLUMBIA		\$472.50	2005	OTHER SERVICES
13641	LOWES OF NE COLUMBIA		\$244.87	2004	OTHER SERVICES
2947	LOWES OF NE COLUMBIA		\$466.11	2004	OTHER SERVICES
12979	LOWES OF NE COLUMBIA		\$121.00	2004	OTHER SERVICES
3545	LOWES OF NE COLUMBIA		\$33.08	2004	OTHER SERVICES
3680	LOWES OF NE COLUMBIA		\$3,000.00	2004	OTHER SERVICES
8545	LOWES OF NE COLUMBIA		\$283.66	2004	OTHER SERVICES
9156	LOWES OF NE COLUMBIA		\$312.00	2004	OTHER SERVICES
10681	LOWES OF NE COLUMBIA		\$1,000.00	2004	OTHER SERVICES
26482	M D S MATRX CO		\$181.08	2005	OTHER SERVICES
4955	M D S MATRX CO		\$128.10	2004	OTHER SERVICES
8202	MAC ATTACK PRODUCTIONS		\$600.00	2004	OTHER SERVICES
21405	MACS ON MAIN		\$1,060.16	2005	OTHER SERVICES
29901	MAILROOM AT PARKLAND INC		\$3,132.00	2003	OTHER SERVICES
1469	MAILROOM AT PARKLAND INC		\$3,500.00	2004	OTHER SERVICES
16920	MAILROOM AT PARKLAND INC		\$3,500.00	2005	OTHER SERVICES
6933	MAINE, ANDREA		\$300.00	2004	OTHER SERVICES

OTHER SERVICES CONTRACTS

Appendix A

PURCHASE ORDER #	VENDOR NAME	ETHNICITY	AWARD AMOUNT	FY	BUSINESS CATEGORY
5973	MAINE, ANDREA		\$200.00	2004	OTHER SERVICES
538	MAINE, ANDREA		\$500.00	2004	OTHER SERVICES
7334	MAJOR BUSINESS MACHINES INC		\$1,057.10	2004	OTHER SERVICES
21339	MAJOR BUSINESS MACHINES INC		\$125.00	2005	OTHER SERVICES
13576	MANN TOOL & SUPPLY INC		\$397.00	2004	OTHER SERVICES
5231	MANN TOOL & SUPPLY INC		\$71.82	2004	OTHER SERVICES
14930	MANN TOOL & SUPPLY INC		\$862.04	2005	OTHER SERVICES
14841	MARSHALL LANDSCAPING INC		\$5,000.00	2005	OTHER SERVICES
39347	MASTER CLEANERS INC		\$90.75	2003	OTHER SERVICES
27110	MASTER CLEANERS INC		\$100.00	2005	OTHER SERVICES
12465	MASTER CLEANERS INC		\$100.00	2004	OTHER SERVICES
19398	MAUNZ ELECTRONICS INC		\$350.00	2005	OTHER SERVICES
21305	MAXIM COMMUNICATIONS GROUP INC	AFRICAN AMERICAN	\$350.00	2005	OTHER SERVICES
21131	MAXIM COMMUNICATIONS GROUP INC	AFRICAN AMERICAN	\$444.00	2005	OTHER SERVICES
22597	MAXIM COMMUNICATIONS GROUP INC	AFRICAN AMERICAN	\$1,218.00	2005	OTHER SERVICES
21763	MAXWELL, JEREMIAH		\$300.00	2005	OTHER SERVICES
21252	MCCORD, JAMES		\$300.00	2005	OTHER SERVICES
42358	MCCORD, JAMES		\$280.00	2005	OTHER SERVICES
28770	MCCORD, JAMES		\$213.00	2003	OTHER SERVICES
12012	MCCORD, JAMES		\$400.00	2004	OTHER SERVICES
31714	MCCORD, JAMES		\$500.00	2003	OTHER SERVICES
40302	MCCORD, JAMES		\$294.00	2003	OTHER SERVICES
2129	MCCORD, JAMES		\$500.00	2004	OTHER SERVICES
17948	MCCORD, JAMES		\$500.00	2005	OTHER SERVICES
536	MCCORD, JAMES		\$500.00	2004	OTHER SERVICES
20220	MCCORD, JAMES		\$350.00	2005	OTHER SERVICES
11452	MCCORD, JAMES		\$98.00	2004	OTHER SERVICES
26815	MCCORD, JAMES		\$350.00	2005	OTHER SERVICES
526	MCKIE, EDDIE R		\$500.00	2004	OTHER SERVICES
32230	MCKIE, EDDIE R		\$105.00	2003	OTHER SERVICES
8455	MCKIE, EDDIE R		\$400.00	2004	OTHER SERVICES
36313	MCKIE, EDDIE R		\$388.00	2003	OTHER SERVICES
12125	MCKIE, EDDIE R		\$500.00	2004	OTHER SERVICES
37431	MCKIE, EDDIE R		\$493.00	2003	OTHER SERVICES
39266	MCKIE, EDDIE R		\$480.00	2003	OTHER SERVICES
31082	MCKIE, EDDIE R		\$584.00	2003	OTHER SERVICES
28771	MCKIE, EDDIE R		\$494.00	2003	OTHER SERVICES
12734	MCKIE, EDDIE R		\$500.00	2004	OTHER SERVICES
9652	MCKIE, EDDIE R		\$250.00	2004	OTHER SERVICES
42096	MCKIE, EDDIE R		\$168.00	2005	OTHER SERVICES
39749	MCKIE, EDDIE R		\$500.00	2003	OTHER SERVICES
10932	MCMASTER CO INC		\$114.26	2004	OTHER SERVICES
2615	MCNAIR LAW FIRM P A		\$67.50	2004	OTHER SERVICES
14508	MCNAIR LAW FIRM P A		\$75.00	2004	OTHER SERVICES
6258	MCNAIR LAW FIRM P A		\$112.50	2004	OTHER SERVICES
8048	MCNAIR LAW FIRM P A		\$219.00	2004	OTHER SERVICES
5190	MCNAIR LAW FIRM P A		\$67.50	2004	OTHER SERVICES
5836	MCNAIR LAW FIRM P A		\$770.00	2004	OTHER SERVICES
18928	MCNAIR LAW FIRM P A		\$670.90	2005	OTHER SERVICES
7205	MCNAIR LAW FIRM P A		\$67.50	2004	OTHER SERVICES
17675	MCNAIR LAW FIRM P A		\$3,406.00	2005	OTHER SERVICES
7626	MEETZE PLUMBING CO	NONMINORITY WOMEN	\$525.00	2004	OTHER SERVICES
11583	MEETZE PLUMBING CO	NONMINORITY WOMEN	\$171.15	2004	OTHER SERVICES
28696	MEETZE PLUMBING CO	NONMINORITY WOMEN	\$165.00	2003	OTHER SERVICES
5270	MEETZE PLUMBING CO	NONMINORITY WOMEN	\$472.50	2004	OTHER SERVICES
14388	METRO EQUIPMENT & CHEMICALS INC		\$171.80	2004	OTHER SERVICES
40895	MICROPRICE INC		\$35.05	2003	OTHER SERVICES
23925	MID CAROLINA MARINE INC		\$71.44	2005	OTHER SERVICES
37515	MID STATE AUTO ELECTRIC REPAIR		\$5,186.59	2003	OTHER SERVICES
40483	MID STATE AUTO ELECTRIC REPAIR		\$529.80	2003	OTHER SERVICES
40907	MID STATE AUTO ELECTRIC REPAIR		\$529.80	2003	OTHER SERVICES
40614	MID STATE AUTO ELECTRIC REPAIR		\$200.00	2003	OTHER SERVICES
32005	MID STATE AUTO ELECTRIC REPAIR		\$3,000.00	2003	OTHER SERVICES
2588	MID STATE INC		\$3,000.00	2004	OTHER SERVICES
19477	MID STATE INC		\$210.00	2005	OTHER SERVICES
441	MID STATE INC		\$2,100.00	2004	OTHER SERVICES
13190	MID STATE INC		\$332.85	2004	OTHER SERVICES
25740	MID STATE INC		\$199.74	2005	OTHER SERVICES
22844	MID STATE INC		\$100.80	2005	OTHER SERVICES
4505	MIDLAND HEARING ASSOC		\$30.00	2004	OTHER SERVICES
4215	MIDLAND HEARING ASSOC		\$30.00	2004	OTHER SERVICES
27430	MIDLANDS BIOMEDICAL SERVICE		\$85.00	2005	OTHER SERVICES
8656	MIKES SPECIALTIES INC		\$2,200.00	2004	OTHER SERVICES
19072	MIKES SPECIALTIES INC		\$325.00	2005	OTHER SERVICES
22490	MIKES SPECIALTIES INC		\$2,500.00	2005	OTHER SERVICES
23026	MIKES SPECIALTIES INC		\$3,600.00	2005	OTHER SERVICES
24400	MIKES SPECIALTIES INC		\$2,500.00	2005	OTHER SERVICES
21243	MIKES SPECIALTIES INC		\$2,763.50	2005	OTHER SERVICES
19982	MIKES SPECIALTIES INC		\$2,500.00	2005	OTHER SERVICES

OTHER SERVICES CONTRACTS

Appendix A

PURCHASE ORDER #	VENDOR NAME	ETHNICITY	AWARD AMOUNT	FY	BUSINESS CATEGORY
7109	MIKES SPECIALTIES INC		\$1,900.00	2004	OTHER SERVICES
21502	MIKES SPECIALTIES INC		\$2,463.00	2005	OTHER SERVICES
19454	MIKES SPECIALTIES INC		\$560.00	2005	OTHER SERVICES
21625	MIKES SPECIALTIES INC		\$2,500.00	2005	OTHER SERVICES
40219	MIKES SPECIALTIES INC		\$3,000.00	2003	OTHER SERVICES
10263	MIKES SPECIALTIES INC		\$1,040.00	2004	OTHER SERVICES
12559	MIKES SPECIALTIES INC		\$800.00	2004	OTHER SERVICES
40422	MIKES SPECIALTIES INC		\$900.00	2003	OTHER SERVICES
11441	MIKES SPECIALTIES INC		\$1,570.00	2004	OTHER SERVICES
18840	MIKES SPECIALTIES INC		\$670.00	2005	OTHER SERVICES
7670	MIKES SPECIALTIES INC		\$237.00	2004	OTHER SERVICES
10855	MIKES SPECIALTIES INC		\$2,700.00	2004	OTHER SERVICES
13718	MIKES SPECIALTIES INC		\$125.00	2004	OTHER SERVICES
23410	MIKES SPECIALTIES INC		\$1,260.00	2005	OTHER SERVICES
11026	MIKES SPECIALTIES INC		\$4,100.00	2004	OTHER SERVICES
20994	MIKES SPECIALTIES INC		\$1,260.00	2005	OTHER SERVICES
13581	MIKES SPECIALTIES INC		\$1,700.00	2004	OTHER SERVICES
18328	MIKES SPECIALTIES INC		\$670.00	2005	OTHER SERVICES
23029	MIKES SPECIALTIES INC		\$3,387.00	2005	OTHER SERVICES
1406	MIKES SPECIALTIES INC		\$3,400.00	2004	OTHER SERVICES
26415	MIKES SPECIALTIES INC		\$3,450.00	2005	OTHER SERVICES
2355	MIKES SPECIALTIES INC		\$1,995.00	2004	OTHER SERVICES
5126	MIKES SPECIALTIES INC		\$5,742.00	2004	OTHER SERVICES
3257	MIKES SPECIALTIES INC		\$1,160.00	2004	OTHER SERVICES
3139	MIKES SPECIALTIES INC		\$1,100.00	2004	OTHER SERVICES
1653	MIKES SPECIALTIES INC		\$3,045.00	2004	OTHER SERVICES
16123	MIKES SPECIALTIES INC		\$1,200.00	2005	OTHER SERVICES
42122	MIKES SPECIALTIES INC		\$3,100.00	2005	OTHER SERVICES
6214	MIKES SPECIALTIES INC		\$4,495.00	2004	OTHER SERVICES
3483	MIKES SPECIALTIES INC		\$2,200.00	2004	OTHER SERVICES
4213	MIKES SPECIALTIES INC		\$2,900.00	2004	OTHER SERVICES
337	MIKES SPECIALTIES INC		\$315.00	2004	OTHER SERVICES
25148	MIKES SPECIALTIES INC		\$3,200.00	2005	OTHER SERVICES
15555	MIKES SPECIALTIES INC		\$1,955.85	2005	OTHER SERVICES
42263	MIKES SPECIALTIES INC		\$1,121.69	2005	OTHER SERVICES
6450	MIKES SPECIALTIES INC		\$500.00	2004	OTHER SERVICES
4052	MIKES SPECIALTIES INC		\$450.00	2004	OTHER SERVICES
13629	MILLER BROTHERS GIANT TIRE SERVICE INC		\$113.85	2004	OTHER SERVICES
30007	MILLER, GERMON M		\$150.00	2003	OTHER SERVICES
4088	MILLERS BOOKBINDING		\$140.00	2004	OTHER SERVICES
19048	MILLERS BOOKBINDING		\$140.00	2005	OTHER SERVICES
21545	MILLERS BOOKBINDING		\$140.00	2005	OTHER SERVICES
29543	MILLERS BOOKBINDING		\$210.00	2003	OTHER SERVICES
41360	MILLERS BOOKBINDING		\$140.00	2005	OTHER SERVICES
19177	MILLERS BOOKBINDING		\$150.00	2005	OTHER SERVICES
35374	MILLERS BOOKBINDING		\$140.00	2003	OTHER SERVICES
37534	MILLERS BOOKBINDING		\$95.00	2003	OTHER SERVICES
41319	MILLERS BOOKBINDING		\$140.00	2005	OTHER SERVICES
37519	MILLERS BOOKBINDING		\$70.00	2003	OTHER SERVICES
22308	MILLERS BOOKBINDING		\$140.00	2005	OTHER SERVICES
9588	MILLERS BOOKBINDING		\$70.00	2004	OTHER SERVICES
16396	MILLERS BOOKBINDING		\$140.00	2005	OTHER SERVICES
30720	MILLERS BOOKBINDING		\$70.00	2003	OTHER SERVICES
33310	MILLERS BOOKBINDING		\$70.00	2003	OTHER SERVICES
12643	MILLERS BOOKBINDING		\$350.00	2004	OTHER SERVICES
10652	MILLERS BOOKBINDING		\$70.00	2004	OTHER SERVICES
35928	MILLERS BOOKBINDING		\$210.00	2003	OTHER SERVICES
31821	MILLERS BOOKBINDING		\$70.00	2003	OTHER SERVICES
1129	MILLERS BOOKBINDING		\$210.00	2004	OTHER SERVICES
31851	MILLERS BOOKBINDING		\$70.00	2003	OTHER SERVICES
32476	MILLERS BOOKBINDING		\$140.00	2003	OTHER SERVICES
19772	MILLERS BOOKBINDING		\$70.00	2005	OTHER SERVICES
39632	MILLERS BOOKBINDING		\$70.00	2003	OTHER SERVICES
30663	MILLERS BOOKBINDING		\$70.00	2003	OTHER SERVICES
26509	MILLERS BOOKBINDING		\$210.00	2005	OTHER SERVICES
36994	MILLERS BOOKBINDING		\$40.00	2003	OTHER SERVICES
5048	MILLERS BOOKBINDING		\$140.00	2004	OTHER SERVICES
38584	MILLERS BOOKBINDING		\$210.00	2003	OTHER SERVICES
8959	MILLERS BOOKBINDING		\$140.00	2004	OTHER SERVICES
5417	MILLERS BOOKBINDING		\$70.00	2004	OTHER SERVICES
23660	MILLERS BOOKBINDING		\$140.00	2005	OTHER SERVICES
7823	MILLERS BOOKBINDING		\$70.00	2004	OTHER SERVICES
24545	MILLERS BOOKBINDING		\$140.00	2005	OTHER SERVICES
6843	MILLERS BOOKBINDING		\$140.00	2004	OTHER SERVICES
17502	MILLERS BOOKBINDING		\$280.00	2005	OTHER SERVICES
23625	MIRABAL, GEORGE M		\$1,000.00	2005	OTHER SERVICES
15530	MITCHELL DISTRIBUTING CO CORP AKA MITCHELL DISTRIB		\$5,514.88	2005	OTHER SERVICES
31027	MIVINS, CALVIN T		\$500.00	2003	OTHER SERVICES
4817	MOBILE CONTAINER SERVICE INC		\$100.00	2004	OTHER SERVICES

OTHER SERVICES CONTRACTS

Appendix A

PURCHASE ORDER #	VENDOR NAME	ETHNICITY	AWARD AMOUNT	FY	BUSINESS CATEGORY
4793	MOBILE CONTAINER SERVICE INC		\$100.00	2004	OTHER SERVICES
23481	MODERN EXTERMINATING CO INC		\$89.25	2005	OTHER SERVICES
21539	MODERN EXTERMINATING CO INC		\$130.00	2005	OTHER SERVICES
25336	MODERN EXTERMINATING CO INC		\$150.00	2005	OTHER SERVICES
7714	MODERN EXTERMINATING CO INC		\$130.00	2004	OTHER SERVICES
32576	MODERN EXTERMINATING CO INC		\$60.00	2003	OTHER SERVICES
31425	MODERN EXTERMINATING CO INC		\$60.00	2003	OTHER SERVICES
34952	MODERN EXTERMINATING CO INC		\$115.00	2003	OTHER SERVICES
36223	MOORE NORTH AMERICA INC		\$697.62	2003	OTHER SERVICES
20235	MOORE WALLACE INC		\$3,185.18	2005	OTHER SERVICES
14055	MORRIS, BRIAN Q		\$300.00	2004	OTHER SERVICES
15333	MORRIS, BRIAN Q		\$300.00	2005	OTHER SERVICES
21251	MORRIS, BRIAN Q		\$500.00	2005	OTHER SERVICES
30432	MOUSE HOUSE INC		\$87.15	2003	OTHER SERVICES
40134	MOUSE HOUSE INC		\$51.97	2003	OTHER SERVICES
40091	MOUSE HOUSE INC		\$102.94	2003	OTHER SERVICES
21322	MOUSE HOUSE INC		\$170.31	2005	OTHER SERVICES
40385	MOUSE HOUSE INC		\$51.97	2003	OTHER SERVICES
33677	MOUSE HOUSE INC		\$77.70	2003	OTHER SERVICES
36849	MOUSE HOUSE INC		\$50.40	2003	OTHER SERVICES
19579	MS LIZZIES SOUTHERN FOODS LLC		\$160.05	2005	OTHER SERVICES
10930	MUFFLER SHOP OF COLUMBIA		\$60.00	2004	OTHER SERVICES
10786	MUFFLER SHOP OF COLUMBIA		\$122.41	2004	OTHER SERVICES
8510	MUFFLER SHOP OF COLUMBIA		\$184.24	2004	OTHER SERVICES
17107	MUFFLER SHOP OF COLUMBIA		\$633.55	2005	OTHER SERVICES
21850	MUFFLER SHOP OF COLUMBIA		\$181.09	2005	OTHER SERVICES
26080	MUFFLER SHOP OF COLUMBIA		\$1,050.00	2005	OTHER SERVICES
13171	MUFFLER SHOP OF COLUMBIA		\$181.09	2004	OTHER SERVICES
2048	MUFFLER SHOP OF COLUMBIA		\$1,000.00	2004	OTHER SERVICES
31292	MUFFLER SHOP OF COLUMBIA		\$2,000.00	2003	OTHER SERVICES
17785	MUFFLER SHOP OF COLUMBIA		\$551.11	2005	OTHER SERVICES
19466	MUFFLER SHOP OF COLUMBIA		\$96.00	2005	OTHER SERVICES
25737	MUFFLER SHOP OF COLUMBIA		\$62.96	2005	OTHER SERVICES
24215	MUFFLER SHOP OF COLUMBIA		\$25.00	2005	OTHER SERVICES
18075	MUFFLER SHOP OF COLUMBIA		\$137.76	2005	OTHER SERVICES
26881	MUFFLER SHOP OF COLUMBIA		\$132.58	2005	OTHER SERVICES
18853	MUFFLER SHOP OF COLUMBIA		\$143.72	2005	OTHER SERVICES
11326	MUFFLER SHOP OF COLUMBIA		\$267.71	2004	OTHER SERVICES
25884	MUFFLER SHOP OF COLUMBIA		\$166.17	2005	OTHER SERVICES
25717	MUFFLER SHOP OF COLUMBIA		\$52.47	2005	OTHER SERVICES
12005	MUFFLER SHOP OF COLUMBIA		\$71.25	2004	OTHER SERVICES
11719	MUFFLER SHOP OF COLUMBIA		\$1,050.00	2004	OTHER SERVICES
18346	MUFFLER SHOP OF COLUMBIA		\$22.50	2005	OTHER SERVICES
6449	MUFFLER SHOP OF COLUMBIA		\$228.34	2004	OTHER SERVICES
7188	MUFFLER SHOP OF COLUMBIA		\$69.08	2004	OTHER SERVICES
39607	MUFFLER SHOP OF COLUMBIA		\$1,000.00	2003	OTHER SERVICES
23923	MULTI PARTS INC		\$658.43	2005	OTHER SERVICES
732	MURPHYS CATERING SERVICE		\$1,700.00	2004	OTHER SERVICES
15334	MURRY, MELANIE		\$300.00	2005	OTHER SERVICES
8460	MURRY, MELANIE		\$240.00	2004	OTHER SERVICES
10380	MURRY, MELANIE		\$114.00	2004	OTHER SERVICES
21246	MURRY, MELANIE		\$500.00	2005	OTHER SERVICES
10961	MY IMAGE APPEALS GRAPHIC DESIGN	AFRICAN AMERICAN	\$5,000.00	2004	OTHER SERVICES
5851	MY IMAGE APPEALS GRAPHIC DESIGN	AFRICAN AMERICAN	\$5,000.00	2004	OTHER SERVICES
15892	MY IMAGE APPEALS GRAPHIC DESIGN	AFRICAN AMERICAN	\$9,657.00	2005	OTHER SERVICES
24686	NAPA AUTO PARTS INC		\$300.76	2005	OTHER SERVICES
29268	NATIONAL WATERWORKS INC DBA US FILTER		\$24,631.95	2003	OTHER SERVICES
41019	NATURCHEM INC		\$1,968.75	2003	OTHER SERVICES
15953	NATURCHEM INC		\$49,500.00	2005	OTHER SERVICES
41016	NATURCHEM INC		\$2,280.00	2003	OTHER SERVICES
31976	NATURCHEM INC		\$1,775.00	2003	OTHER SERVICES
17093	NATURCHEM INC		\$2,965.00	2005	OTHER SERVICES
40377	NATURCHEM INC		\$1,470.00	2003	OTHER SERVICES
4055	NATURCHEM INC		\$1,571.12	2004	OTHER SERVICES
18699	NEIL PARTS REBUILDER INC		\$363.80	2005	OTHER SERVICES
20455	NELSON RECOGNITION		\$125.00	2005	OTHER SERVICES
10539	NEW MARKETS PARTNERS LLC		\$10,000.00	2004	OTHER SERVICES
21799	NEW SOUTHPRESS PRINTING CORP		\$800.00	2005	OTHER SERVICES
8050	NEXSEN PRUET ADAMS KLEEMEIER LLC		\$20,570.72	2004	OTHER SERVICES
15424	NOLAND CO INC	NONMINORITY MALE	\$700.00	2005	OTHER SERVICES
5805	NOLAND CO INC	NONMINORITY MALE	\$357.00	2004	OTHER SERVICES
19552	NORTH COLUMBIA WHEEL ALIGNMENT AKA CLEVELAND		\$90.00	2005	OTHER SERVICES
19800	NORTH COLUMBIA WHEEL ALIGNMENT AKA CLEVELAND		\$1,050.00	2005	OTHER SERVICES
25636	NORTH COLUMBIA WHEEL ALIGNMENT AKA CLEVELAND		\$1,050.00	2005	OTHER SERVICES
16124	NORTH COLUMBIA WHEEL ALIGNMENT AKA CLEVELAND		\$500.00	2005	OTHER SERVICES
7685	NORTH COLUMBIA WHEEL ALIGNMENT AKA CLEVELAND		\$2,000.00	2004	OTHER SERVICES
19467	NORTH COLUMBIA WHEEL ALIGNMENT AKA CLEVELAND		\$90.00	2005	OTHER SERVICES
30524	NORTHEAST AUTO UPHOLSTERY		\$3,000.00	2003	OTHER SERVICES
12879	NORTHEAST TROPHIES & AWARDS		\$424.20	2004	OTHER SERVICES

OTHER SERVICES CONTRACTS

Appendix A

PURCHASE ORDER #	VENDOR NAME	ETHNICITY	AWARD AMOUNT	FY	BUSINESS CATEGORY
3490	NORTHERN TOOL & EQUIPMENT CO		\$733.95	2004	OTHER SERVICES
15423	NORTHERN TOOL & EQUIPMENT CO		\$1,000.00	2005	OTHER SERVICES
32824	NURTURING CENTER		\$175.00	2003	OTHER SERVICES
28824	NUSOUTH SERVICES INC		\$1,500.00	2003	OTHER SERVICES
21294	NUSOUTH SERVICES INC		\$450.00	2005	OTHER SERVICES
371	NUSOUTH SERVICES INC		\$1,860.61	2004	OTHER SERVICES
15326	OKEEFE, DENNIS J		\$225.00	2005	OTHER SERVICES
32746	OMNI GLASS INDUSTRIES INC		\$409.50	2003	OTHER SERVICES
17911	ONEAL PLUMBING & BACKFLOW SPECIALTIES		\$110.00	2005	OTHER SERVICES
2713	ONEAL PLUMBING & BACKFLOW SPECIALTIES		\$110.00	2004	OTHER SERVICES
39742	ONEILS AIR CONDITIONING CO		\$150.00	2003	OTHER SERVICES
16977	ONPOINT MEDIA LLC	AFRICAN AMERICAN	\$1,950.00	2005	OTHER SERVICES
13015	ONPOINT MEDIA LLC	AFRICAN AMERICAN	\$2,047.50	2004	OTHER SERVICES
22924	ONPOINT MEDIA LLC	AFRICAN AMERICAN	\$3,900.00	2005	OTHER SERVICES
14057	OUTING, JARED LYNN H		\$500.00	2004	OTHER SERVICES
8864	OVERHEAD DOOR CO OF COLUMBIA		\$165.75	2004	OTHER SERVICES
408	OVERHEAD DOOR CO OF COLUMBIA		\$386.67	2004	OTHER SERVICES
3930	OVERHEAD DOOR CO OF COLUMBIA		\$209.25	2004	OTHER SERVICES
19811	OVERHEAD DOOR CO OF COLUMBIA		\$154.35	2005	OTHER SERVICES
335	OVERHEAD DOOR CO OF COLUMBIA		\$126.00	2004	OTHER SERVICES
26645	OVERHEAD DOOR CO OF COLUMBIA		\$702.44	2005	OTHER SERVICES
7950	OVERHEAD DOOR CO OF COLUMBIA		\$357.00	2004	OTHER SERVICES
14890	OVERHEAD DOOR CO OF COLUMBIA		\$330.00	2005	OTHER SERVICES
36892	P & H PAINT & BODY INC		\$70.00	2003	OTHER SERVICES
40510	P & H PAINT & BODY INC		\$55.00	2003	OTHER SERVICES
40232	P & H PAINT & BODY INC		\$4,328.17	2003	OTHER SERVICES
40772	P & H PAINT & BODY INC		\$35.00	2003	OTHER SERVICES
37817	P & H PAINT & BODY INC		\$55.00	2003	OTHER SERVICES
39788	P & H PAINT & BODY INC		\$9,264.82	2003	OTHER SERVICES
29792	P & H PAINT & BODY INC		\$70.00	2003	OTHER SERVICES
29732	P & H PAINT & BODY INC		\$5,000.00	2003	OTHER SERVICES
22353	PALCOLA INC DBA POP A LOCK		\$30.00	2005	OTHER SERVICES
41772	PALMETTO AIR & CHILLER SERVICES INC		\$157.50	2005	OTHER SERVICES
23266	PALMETTO AIR & CHILLER SERVICES INC		\$125.00	2005	OTHER SERVICES
23263	PALMETTO AIR & CHILLER SERVICES INC		\$250.00	2005	OTHER SERVICES
23261	PALMETTO AIR & CHILLER SERVICES INC		\$490.00	2005	OTHER SERVICES
23262	PALMETTO AIR & CHILLER SERVICES INC		\$642.50	2005	OTHER SERVICES
23264	PALMETTO AIR & CHILLER SERVICES INC		\$250.00	2005	OTHER SERVICES
23267	PALMETTO AIR & CHILLER SERVICES INC		\$62.50	2005	OTHER SERVICES
15943	PALMETTO AIR & CHILLER SERVICES INC		\$367.50	2005	OTHER SERVICES
15983	PALMETTO AIR & CHILLER SERVICES INC		\$73.50	2005	OTHER SERVICES
15946	PALMETTO AIR & CHILLER SERVICES INC		\$147.00	2005	OTHER SERVICES
23265	PALMETTO AIR & CHILLER SERVICES INC		\$125.00	2005	OTHER SERVICES
14503	PALMETTO BEVERAGES		\$728.56	2004	OTHER SERVICES
15029	PALMETTO BEVERAGES		\$672.07	2005	OTHER SERVICES
29528	PALMETTO LAWN & LEISURE LEXINGTON		\$5,000.00	2003	OTHER SERVICES
25083	PALMETTO OFFICE MACHINES INC		\$945.00	2005	OTHER SERVICES
33892	PALMETTO OFFICE MACHINES INC		\$215.70	2003	OTHER SERVICES
37886	PALMETTO OFFICE MACHINES INC		\$144.90	2003	OTHER SERVICES
16492	PALMETTO PARTY RENTAL INC		\$612.20	2005	OTHER SERVICES
9454	PALMETTO PARTY RENTAL INC		\$1,078.28	2004	OTHER SERVICES
10695	PALMETTO PRO LANDSCAPING		\$500.00	2004	OTHER SERVICES
26135	PALMETTO SOUTHERN INC		\$5,954.69	2005	OTHER SERVICES
42200	PALMETTO WELDING SUPPLY INC		\$308.04	2005	OTHER SERVICES
10921	PALMETTO WELDING SUPPLY INC		\$136.50	2004	OTHER SERVICES
31308	PARDEES REFRIGERATION & AC INC		\$205.00	2003	OTHER SERVICES
31760	PARDEES REFRIGERATION & AC INC		\$117.25	2003	OTHER SERVICES
31413	PATTERSON, BRITTANY		\$96.00	2003	OTHER SERVICES
34358	PERFECT FIT FOR SUCCESS INC		\$500.00	2003	OTHER SERVICES
16095	PERFORMANCE INK INC		\$3,000.00	2005	OTHER SERVICES
26795	PERFORMANCE INK INC		\$4,225.00	2005	OTHER SERVICES
27237	PERFORMANCE INK INC		\$100.00	2005	OTHER SERVICES
16094	PERFORMANCE INK INC		\$3,250.00	2005	OTHER SERVICES
42187	PERFORMANCE INK INC		\$120.00	2005	OTHER SERVICES
26796	PERFORMANCE INK INC		\$4,225.00	2005	OTHER SERVICES
17944	PERKINS, NATHANIEL		\$500.00	2005	OTHER SERVICES
529	PERKINS, NATHANIEL		\$500.00	2004	OTHER SERVICES
11451	PERKINS, NATHANIEL		\$168.00	2004	OTHER SERVICES
38102	PERKINS, NATHANIEL		\$500.00	2003	OTHER SERVICES
6968	PERKINS, NATHANIEL		\$56.00	2004	OTHER SERVICES
40306	PERKINS, NATHANIEL		\$500.00	2003	OTHER SERVICES
19665	PERKINS, NATHANIEL		\$500.00	2005	OTHER SERVICES
13554	PERKINS, NATHANIEL		\$200.00	2004	OTHER SERVICES
2141	PERKINS, NATHANIEL		\$700.00	2004	OTHER SERVICES
31713	PERKINS, NATHANIEL		\$826.00	2003	OTHER SERVICES
6603	PERKINS, NATHANIEL		\$100.00	2004	OTHER SERVICES
39958	PERKINS, NATHANIEL		\$500.00	2003	OTHER SERVICES
12010	PERKINS, NATHANIEL		\$500.00	2004	OTHER SERVICES
3931	PETERSON & PLANTE INT MED		\$343.00	2004	OTHER SERVICES

OTHER SERVICES CONTRACTS

Appendix A

PURCHASE ORDER #	VENDOR NAME	ETHNICITY	AWARD AMOUNT	FY	BUSINESS CATEGORY
40097	PHOTO GRAPHX INC		\$500.00	2003	OTHER SERVICES
11563	PHOTO GRAPHX INC		\$1,000.00	2004	OTHER SERVICES
38404	PHOTO GRAPHX INC		\$500.00	2003	OTHER SERVICES
22092	PIEDMONT HVAC INC	NONMINORITY MALE	\$567.00	2005	OTHER SERVICES
704	PIEDMONT HVAC INC	NONMINORITY MALE	\$720.69	2004	OTHER SERVICES
41896	PIEDMONT HVAC INC	NONMINORITY MALE	\$190.00	2005	OTHER SERVICES
40676	PIEDMONT HVAC INC	NONMINORITY MALE	\$300.00	2003	OTHER SERVICES
20856	PIEDMONT HVAC INC	NONMINORITY MALE	\$361.13	2005	OTHER SERVICES
27568	PIEDMONT HVAC INC	NONMINORITY MALE	\$125.00	2005	OTHER SERVICES
21649	PIEDMONT HVAC INC	NONMINORITY MALE	\$195.00	2005	OTHER SERVICES
12578	PIEDMONT HVAC INC	NONMINORITY MALE	\$510.00	2004	OTHER SERVICES
18926	PIEDMONT HVAC INC	NONMINORITY MALE	\$476.32	2005	OTHER SERVICES
15129	PIEDMONT HVAC INC	NONMINORITY MALE	\$157.50	2005	OTHER SERVICES
27567	PIEDMONT HVAC INC	NONMINORITY MALE	\$355.00	2005	OTHER SERVICES
15127	PIEDMONT HVAC INC	NONMINORITY MALE	\$85.00	2005	OTHER SERVICES
40699	PIEDMONT HVAC INC	NONMINORITY MALE	\$284.78	2003	OTHER SERVICES
17701	PIEDMONT HVAC INC	NONMINORITY MALE	\$626.07	2005	OTHER SERVICES
3232	PIEDMONT HVAC INC	NONMINORITY MALE	\$545.57	2004	OTHER SERVICES
40675	PIEDMONT HVAC INC	NONMINORITY MALE	\$177.47	2003	OTHER SERVICES
24179	PIEDMONT HVAC INC	NONMINORITY MALE	\$95.00	2005	OTHER SERVICES
13893	PIEDMONT HVAC INC	NONMINORITY MALE	\$455.00	2004	OTHER SERVICES
11062	PIGGLY WIGGLY		\$134.79	2004	OTHER SERVICES
19692	PIGGLY WIGGLY		\$231.03	2005	OTHER SERVICES
9229	PIGGLY WIGGLY		\$110.00	2004	OTHER SERVICES
27262	PIONEER TREE SERVICE		\$900.00	2005	OTHER SERVICES
32321	PIONEER TREE SERVICE		\$780.00	2003	OTHER SERVICES
41793	PIPELINE SUPPLY CO INC		\$8,416.80	2005	OTHER SERVICES
27220	PIPELINE SUPPLY CO INC		\$501.90	2005	OTHER SERVICES
36125	PIPELINE SUPPLY CO INC		\$4,950.00	2003	OTHER SERVICES
34596	PIPELINE SUPPLY CO INC		\$244.97	2003	OTHER SERVICES
13471	PIPELINE SUPPLY CO INC		\$8,956.66	2004	OTHER SERVICES
9013	PIPELINE SUPPLY CO INC		\$195.00	2004	OTHER SERVICES
1203	PLANTS, KENNETH L		\$228.16	2004	OTHER SERVICES
1516	PLANTS, KENNETH L		\$15.00	2004	OTHER SERVICES
26914	POMEROY IT SOLUTIONS SALES CO INC		\$194.25	2005	OTHER SERVICES
24483	POMEROY IT SOLUTIONS SALES CO INC		\$271.95	2005	OTHER SERVICES
11127	POMEROY IT SOLUTIONS SALES CO INC		\$357.00	2004	OTHER SERVICES
40771	POOL TECHS INC		\$75.00	2003	OTHER SERVICES
16008	POWELL, EMILE III		\$300.00	2005	OTHER SERVICES
16559	POWELL, EMILE III		\$86.00	2005	OTHER SERVICES
13117	POWELL, EMILE III		\$1,000.00	2004	OTHER SERVICES
28772	POWERS, BRUCE LAW		\$500.00	2003	OTHER SERVICES
37430	POWERS, BRUCE LAW		\$500.00	2003	OTHER SERVICES
15948	PRECISION TRUCK SERVICE INC		\$16,584.94	2005	OTHER SERVICES
12605	PRECISION TRUCK SERVICE INC		\$5,394.04	2004	OTHER SERVICES
18929	PRIESTER ASSOC INC		\$2,700.00	2005	OTHER SERVICES
40362	PRINT HOUSE PLUS INC		\$223.47	2003	OTHER SERVICES
21467	PRINT HOUSE PLUS INC		\$190.36	2005	OTHER SERVICES
16612	PRINT HOUSE PLUS INC		\$334.39	2005	OTHER SERVICES
31573	PRINT HOUSE PLUS INC		\$588.19	2003	OTHER SERVICES
36360	PRINT HOUSE PLUS INC		\$65.25	2003	OTHER SERVICES
35645	PRINT HOUSE PLUS INC		\$178.13	2003	OTHER SERVICES
33395	PRINT HOUSE PLUS INC		\$100.67	2003	OTHER SERVICES
35653	PRINT HOUSE PLUS INC		\$140.06	2003	OTHER SERVICES
32965	PRINT HOUSE PLUS INC		\$351.80	2003	OTHER SERVICES
35798	PRINT HOUSE PLUS INC		\$314.21	2003	OTHER SERVICES
36796	PRINT HOUSE PLUS INC		\$125.88	2003	OTHER SERVICES
6165	PRINT HOUSE PLUS INC		\$206.08	2004	OTHER SERVICES
37659	PRINT HOUSE PLUS INC		\$172.88	2003	OTHER SERVICES
38411	PRINT HOUSE PLUS INC		\$140.06	2003	OTHER SERVICES
39143	PRINT HOUSE PLUS INC		\$260.32	2003	OTHER SERVICES
23248	PRINT HOUSE PLUS INC		\$113.24	2005	OTHER SERVICES
39412	PRINT HOUSE PLUS INC		\$341.67	2003	OTHER SERVICES
37932	PRINT HOUSE PLUS INC		\$187.88	2003	OTHER SERVICES
29339	PRINT HOUSE PLUS INC		\$344.47	2003	OTHER SERVICES
34415	PRINT HOUSE PLUS INC		\$152.58	2003	OTHER SERVICES
2054	PRINT HOUSE PLUS INC		\$82.26	2004	OTHER SERVICES
36520	PRINT HOUSE PLUS INC		\$100.67	2003	OTHER SERVICES
35561	PRINT HOUSE PLUS INC		\$340.95	2003	OTHER SERVICES
38409	PRINT HOUSE PLUS INC		\$64.59	2003	OTHER SERVICES
30844	PRINT HOUSE PLUS INC		\$301.81	2003	OTHER SERVICES
30886	PRINT HOUSE PLUS INC		\$100.67	2003	OTHER SERVICES
36535	PRINT HOUSE PLUS INC		\$140.06	2003	OTHER SERVICES
30887	PRINT HOUSE PLUS INC		\$131.12	2003	OTHER SERVICES
41454	PRINT HOUSE PLUS INC		\$199.88	2005	OTHER SERVICES
39	PRINT HOUSE PLUS INC		\$551.25	2004	OTHER SERVICES
40657	PRINT HOUSE PLUS INC		\$206.08	2003	OTHER SERVICES
36354	PRINT HOUSE PLUS INC		\$703.87	2003	OTHER SERVICES
39155	PRINT HOUSE PLUS INC		\$603.11	2003	OTHER SERVICES

OTHER SERVICES CONTRACTS

Appendix A

PURCHASE ORDER #	VENDOR NAME	ETHNICITY	AWARD AMOUNT	FY	BUSINESS CATEGORY
37634	PRINT HOUSE PLUS INC		\$100.67	2003	OTHER SERVICES
35635	PRINT HOUSE PLUS INC		\$64.59	2003	OTHER SERVICES
41119	PRINT HOUSE PLUS INC		\$68.25	2005	OTHER SERVICES
12928	PRINT HOUSE PLUS INC		\$189.11	2004	OTHER SERVICES
30443	PRINT HOUSE PLUS INC		\$213.58	2003	OTHER SERVICES
41123	PRINT HOUSE PLUS INC		\$59.65	2005	OTHER SERVICES
34422	PRINT HOUSE PLUS INC		\$435.18	2003	OTHER SERVICES
31589	PRINT HOUSE PLUS INC		\$147.49	2003	OTHER SERVICES
35633	PRINT HOUSE PLUS INC		\$154.86	2003	OTHER SERVICES
35634	PRINT HOUSE PLUS INC		\$75.47	2003	OTHER SERVICES
41120	PRINT HOUSE PLUS INC		\$757.90	2005	OTHER SERVICES
39477	PRINT HOUSE PLUS INC		\$75.47	2003	OTHER SERVICES
31174	PRINT HOUSE PLUS INC		\$177.78	2003	OTHER SERVICES
27092	PRINT HOUSE PLUS INC		\$65.02	2005	OTHER SERVICES
2153	PRINT HOUSE PLUS INC		\$285.55	2004	OTHER SERVICES
32592	PRINT HOUSE PLUS INC		\$358.05	2003	OTHER SERVICES
35009	PRINT HOUSE PLUS INC		\$138.47	2003	OTHER SERVICES
34996	PRINT HOUSE PLUS INC		\$64.30	2003	OTHER SERVICES
34997	PRINT HOUSE PLUS INC		\$46.35	2003	OTHER SERVICES
20926	PRINT HOUSE PLUS INC		\$514.96	2005	OTHER SERVICES
34998	PRINT HOUSE PLUS INC		\$64.30	2003	OTHER SERVICES
35941	PRINT HOUSE PLUS INC		\$405.75	2003	OTHER SERVICES
34423	PRINT HOUSE PLUS INC		\$324.72	2003	OTHER SERVICES
18027	PRINT HOUSE PLUS INC		\$82.26	2005	OTHER SERVICES
3197	PRINT HOUSE PLUS INC		\$362.72	2004	OTHER SERVICES
21385	PRINT HOUSE PLUS INC		\$64.17	2005	OTHER SERVICES
36817	PRINT HOUSE PLUS INC		\$125.88	2003	OTHER SERVICES
35010	PRINT HOUSE PLUS INC		\$51.58	2003	OTHER SERVICES
32532	PRINT HOUSE PLUS INC		\$358.00	2003	OTHER SERVICES
19671	PRINT HOUSE PLUS INC		\$299.82	2005	OTHER SERVICES
19588	PRINT HOUSE PLUS INC		\$219.47	2005	OTHER SERVICES
25747	PRINT HOUSE PLUS INC		\$541.65	2005	OTHER SERVICES
32589	PRINT HOUSE PLUS INC		\$358.05	2003	OTHER SERVICES
19594	PRINT HOUSE PLUS INC		\$155.14	2005	OTHER SERVICES
19709	PRINT HOUSE PLUS INC		\$114.77	2005	OTHER SERVICES
23765	PRINT HOUSE PLUS INC		\$80.52	2005	OTHER SERVICES
35954	PRINT HOUSE PLUS INC		\$100.00	2003	OTHER SERVICES
38934	PRINT HOUSE PLUS INC		\$82.25	2003	OTHER SERVICES
32190	PRINT HOUSE PLUS INC		\$14.12	2003	OTHER SERVICES
35000	PRINT HOUSE PLUS INC		\$90.81	2003	OTHER SERVICES
5045	PRINT HOUSE PLUS INC		\$603.11	2004	OTHER SERVICES
23269	PRINT HOUSE PLUS INC		\$414.84	2005	OTHER SERVICES
35002	PRINT HOUSE PLUS INC		\$110.65	2003	OTHER SERVICES
33977	PRINT HOUSE PLUS INC		\$152.58	2003	OTHER SERVICES
31647	PRINT HOUSE PLUS INC		\$154.86	2003	OTHER SERVICES
35003	PRINT HOUSE PLUS INC		\$227.30	2003	OTHER SERVICES
31649	PRINT HOUSE PLUS INC		\$154.86	2003	OTHER SERVICES
21380	PRINT HOUSE PLUS INC		\$190.36	2005	OTHER SERVICES
35004	PRINT HOUSE PLUS INC		\$134.00	2003	OTHER SERVICES
21378	PRINT HOUSE PLUS INC		\$87.74	2005	OTHER SERVICES
21362	PRINT HOUSE PLUS INC		\$22.05	2005	OTHER SERVICES
38367	PRINT HOUSE PLUS INC		\$187.52	2003	OTHER SERVICES
39493	PRINT HOUSE PLUS INC		\$222.95	2003	OTHER SERVICES
21324	PRINT HOUSE PLUS INC		\$1,994.15	2005	OTHER SERVICES
33913	PRINT HOUSE PLUS INC		\$453.93	2003	OTHER SERVICES
29380	PRINT HOUSE PLUS INC		\$287.44	2003	OTHER SERVICES
26436	PRINT HOUSE PLUS INC		\$195.36	2005	OTHER SERVICES
25102	PRINT HOUSE PLUS INC		\$115.49	2005	OTHER SERVICES
34995	PRINT HOUSE PLUS INC		\$130.48	2003	OTHER SERVICES
35008	PRINT HOUSE PLUS INC		\$138.47	2003	OTHER SERVICES
36800	PRINT HOUSE PLUS INC		\$349.88	2003	OTHER SERVICES
20314	PRINT HOUSE PLUS INC		\$6,829.46	2005	OTHER SERVICES
4294	PRINT MACHINE INC		\$307.13	2004	OTHER SERVICES
5804	PRINT MACHINE INC		\$2,625.00	2004	OTHER SERVICES
22828	PRINT MACHINE INC		\$1,300.00	2005	OTHER SERVICES
4608	PRINT MACHINE INC		\$496.13	2004	OTHER SERVICES
27107	PRINT MACHINE INC		\$93.45	2005	OTHER SERVICES
1261	PRINT MACHINE INC		\$44.10	2004	OTHER SERVICES
4331	PRINT MACHINE INC		\$648.27	2004	OTHER SERVICES
36732	PRINT MACHINE INC		\$42.28	2003	OTHER SERVICES
26606	PRINT MACHINE INC		\$1,575.00	2005	OTHER SERVICES
35786	PRINT MACHINE INC		\$163.80	2003	OTHER SERVICES
23102	PRINTSOUTH PRINTING INC		\$498.75	2005	OTHER SERVICES
23383	PRINTSOUTH PRINTING INC		\$99.75	2005	OTHER SERVICES
36854	PRINTSOUTH PRINTING INC		\$498.75	2003	OTHER SERVICES
16288	PROFESSIONAL PRINTERS INC		\$933.45	2005	OTHER SERVICES
25281	PROFESSIONAL PRINTERS INC		\$4,168.50	2005	OTHER SERVICES
29676	PROFESSIONAL PRINTERS INC		\$1,448.00	2003	OTHER SERVICES
4232	PROFESSIONAL PRINTERS INC		\$786.45	2004	OTHER SERVICES

OTHER SERVICES CONTRACTS

Appendix A

PURCHASE ORDER #	VENDOR NAME	ETHNICITY	AWARD AMOUNT	FY	BUSINESS CATEGORY
7065	PROFESSIONAL PRINTERS INC		\$18,154.50	2004	OTHER SERVICES
6988	PROFESSIONAL PRINTERS INC		\$7,229.94	2004	OTHER SERVICES
30192	PROFESSIONAL PRINTERS INC		\$618.45	2005	OTHER SERVICES
39153	PROFESSIONAL PRINTERS INC		\$714.00	2003	OTHER SERVICES
30193	PROFESSIONAL PRINTERS INC		\$520.80	2003	OTHER SERVICES
34442	PROFESSIONAL PRINTERS INC		\$920.85	2003	OTHER SERVICES
24286	PROFESSIONAL PRINTERS INC		\$1,257.90	2005	OTHER SERVICES
40664	PROFESSIONAL PRINTERS INC		\$9,898.00	2005	OTHER SERVICES
38897	PROFESSIONAL PRINTERS INC		\$872.02	2003	OTHER SERVICES
7360	PROFESSIONAL PRINTERS INC		\$3,719.10	2004	OTHER SERVICES
36841	PROFESSIONAL PRINTERS INC		\$2,221.27	2003	OTHER SERVICES
2162	PROFESSIONAL PRINTERS INC		\$4,379.55	2004	OTHER SERVICES
30505	PROFESSIONAL PRINTERS INC		\$828.45	2003	OTHER SERVICES
40543	PROFESSIONAL PRINTERS INC		\$785.40	2003	OTHER SERVICES
30901	PROFESSIONAL PRINTERS INC		\$345.45	2003	OTHER SERVICES
34356	PROFESSIONAL PRINTERS INC		\$787.50	2003	OTHER SERVICES
12630	PROFESSIONAL PRINTERS INC		\$1,239.00	2004	OTHER SERVICES
41115	PROFESSIONAL PRINTERS INC		\$891.45	2005	OTHER SERVICES
35597	PROFESSIONAL PRINTERS INC		\$1,319.85	2003	OTHER SERVICES
34727	PROFESSIONAL PRINTERS INC		\$9,185.66	2003	OTHER SERVICES
34479	PROFESSIONAL PRINTERS INC		\$1,288.35	2003	OTHER SERVICES
9646	PROFESSIONAL PRINTERS INC		\$1,519.09	2004	OTHER SERVICES
12380	PROFESSIONAL PRINTERS INC		\$560.00	2004	OTHER SERVICES
21922	PROFESSIONAL PRINTERS INC		\$6,707.40	2005	OTHER SERVICES
35596	PROFESSIONAL PRINTERS INC		\$485.00	2003	OTHER SERVICES
32503	PROFESSIONAL PRINTERS INC		\$684.60	2003	OTHER SERVICES
12379	PROFESSIONAL PRINTERS INC		\$588.00	2004	OTHER SERVICES
31173	PROFESSIONAL PRINTERS INC		\$595.35	2003	OTHER SERVICES
40285	PROFESSIONAL PRINTERS INC		\$1,334.55	2003	OTHER SERVICES
36040	PROFESSIONAL PRINTERS INC		\$282.45	2003	OTHER SERVICES
35655	PROFESSIONAL PRINTERS INC		\$894.07	2003	OTHER SERVICES
11069	PROFESSIONAL PRINTERS INC		\$6,237.00	2004	OTHER SERVICES
42130	PROFESSIONAL PRINTERS INC		\$1,253.98	2005	OTHER SERVICES
32092	PROFESSIONAL PRINTERS INC		\$499.80	2003	OTHER SERVICES
12412	PROFESSIONAL PRINTERS INC		\$4,182.94	2004	OTHER SERVICES
1833	PROFESSIONAL PRINTERS INC		\$835.80	2004	OTHER SERVICES
41117	PROFESSIONAL PRINTERS INC		\$1,010.18	2005	OTHER SERVICES
19340	PROFESSIONAL PRINTERS INC		\$4,168.50	2005	OTHER SERVICES
32782	PROFESSIONAL PRINTERS INC		\$5,145.63	2003	OTHER SERVICES
10606	PROFESSIONAL PRINTERS INC		\$785.40	2004	OTHER SERVICES
41116	PROFESSIONAL PRINTERS INC		\$1,021.65	2005	OTHER SERVICES
34386	PROFESSIONAL PRINTERS INC		\$499.80	2003	OTHER SERVICES
37957	PROFESSIONAL PRINTERS INC		\$703.30	2003	OTHER SERVICES
1924	PROFESSIONAL PRINTERS INC		\$754.72	2004	OTHER SERVICES
39415	PROFESSIONAL PRINTERS INC		\$611.10	2003	OTHER SERVICES
33057	PROFESSIONAL PRINTERS INC		\$1,038.45	2003	OTHER SERVICES
35595	PROFESSIONAL PRINTERS INC		\$509.24	2003	OTHER SERVICES
16128	PROFESSIONAL TIRE & RADIATOR		\$1,050.00	2005	OTHER SERVICES
792	PROFESSIONAL TIRE & RADIATOR		\$2,000.00	2004	OTHER SERVICES
7931	PROFESSIONAL TIRE & RADIATOR		\$2,000.00	2004	OTHER SERVICES
15909	PROFESSIONAL TIRE & RADIATOR		\$245.00	2005	OTHER SERVICES
22653	PROFESSIONAL TIRE & RADIATOR		\$2,100.00	2005	OTHER SERVICES
18977	PROFESSIONAL TIRE & RADIATOR		\$2,100.00	2005	OTHER SERVICES
41704	PROFESSIONAL TIRE & RADIATOR		\$100.00	2005	OTHER SERVICES
11846	PROFESSIONAL TIRE & RADIATOR		\$85.00	2004	OTHER SERVICES
22234	PROFESSIONAL TIRE & RADIATOR		\$222.92	2005	OTHER SERVICES
42195	PROFESSIONAL TIRE & RADIATOR		\$85.00	2005	OTHER SERVICES
19061	PULLIAM MOTOR CO INC		\$41.70	2005	OTHER SERVICES
14386	QUAKER CHEMICAL CO INC	NONMINORITY WOMEN	\$182.49	2004	OTHER SERVICES
8322	QUATTLEBAUM, JULIA YVONNE		\$250.00	2004	OTHER SERVICES
12903	QUATTLEBAUM, JULIA YVONNE		\$300.00	2004	OTHER SERVICES
545	QUATTLEBAUM, JULIA YVONNE		\$500.00	2004	OTHER SERVICES
15335	QUATTLEBAUM, JULIA YVONNE		\$300.00	2005	OTHER SERVICES
2925	QUATTLEBAUM, JULIA YVONNE		\$48.00	2004	OTHER SERVICES
9650	QUATTLEBAUM, JULIA YVONNE		\$100.00	2004	OTHER SERVICES
21250	QUATTLEBAUM, JULIA YVONNE		\$500.00	2005	OTHER SERVICES
32614	R J P LAWN CARE	AFRICAN AMERICAN	\$49,560.00	2003	OTHER SERVICES
31544	R J P LAWN CARE	AFRICAN AMERICAN	\$2,578.35	2003	OTHER SERVICES
30087	R J P LAWN CARE	AFRICAN AMERICAN	\$6,615.00	2003	OTHER SERVICES
31545	R J P LAWN CARE	AFRICAN AMERICAN	\$2,578.35	2003	OTHER SERVICES
30086	R J P LAWN CARE	AFRICAN AMERICAN	\$5,775.00	2003	OTHER SERVICES
31927	R J P LAWN CARE	AFRICAN AMERICAN	\$2,578.35	2003	OTHER SERVICES
24565	R J P LAWN CARE	AFRICAN AMERICAN	\$2,720.00	2005	OTHER SERVICES
1859	R J P LAWN CARE	AFRICAN AMERICAN	\$1,500.00	2004	OTHER SERVICES
26786	R J P LAWN CARE	AFRICAN AMERICAN	\$340.00	2005	OTHER SERVICES
15860	R J P LAWN CARE	AFRICAN AMERICAN	\$4,865.00	2005	OTHER SERVICES
32594	R J P LAWN CARE	AFRICAN AMERICAN	\$2,578.35	2003	OTHER SERVICES
30696	R J P LAWN CARE	AFRICAN AMERICAN	\$1,750.00	2003	OTHER SERVICES
7822	RANDSTAD STAFFING RESOURCES		\$3,108.70	2004	OTHER SERVICES

OTHER SERVICES CONTRACTS

Appendix A

PURCHASE ORDER #	VENDOR NAME	ETHNICITY	AWARD AMOUNT	FY	BUSINESS CATEGORY
9691	RANDSTAD STAFFING RESOURCES		\$2,607.87	2004	OTHER SERVICES
7766	RANDSTAD STAFFING RESOURCES		\$3,109.94	2004	OTHER SERVICES
8122	RANDSTAD STAFFING RESOURCES		\$3,148.17	2004	OTHER SERVICES
23399	RANDSTAD STAFFING RESOURCES		\$5,000.00	2005	OTHER SERVICES
23559	RANDSTAD STAFFING RESOURCES		\$5,000.00	2005	OTHER SERVICES
5539	RANDSTAD STAFFING RESOURCES		\$5,250.00	2004	OTHER SERVICES
36254	RANDSTAD STAFFING RESOURCES		\$5,000.00	2003	OTHER SERVICES
34460	RANDSTAD STAFFING RESOURCES		\$5,000.00	2003	OTHER SERVICES
33561	RANDSTAD STAFFING RESOURCES		\$5,000.00	2003	OTHER SERVICES
20577	RANDSTAD STAFFING RESOURCES		\$5,000.00	2005	OTHER SERVICES
9542	RANDSTAD STAFFING RESOURCES		\$3,094.35	2004	OTHER SERVICES
36604	RANDSTAD STAFFING RESOURCES		\$9,500.00	2003	OTHER SERVICES
9733	RANDSTAD STAFFING RESOURCES		\$356.40	2004	OTHER SERVICES
36680	RANDSTAD STAFFING RESOURCES		\$2,049.60	2003	OTHER SERVICES
23666	RANDSTAD STAFFING RESOURCES		\$5,000.00	2005	OTHER SERVICES
9732	RANDSTAD STAFFING RESOURCES		\$2,049.30	2004	OTHER SERVICES
23400	RANDSTAD STAFFING RESOURCES		\$5,250.00	2005	OTHER SERVICES
5953	RANDSTAD STAFFING RESOURCES		\$5,250.00	2004	OTHER SERVICES
34296	RANDSTAD STAFFING RESOURCES		\$5,000.00	2003	OTHER SERVICES
8354	RANDSTAD STAFFING RESOURCES		\$2,709.09	2004	OTHER SERVICES
23112	RANDSTAD STAFFING RESOURCES		\$5,000.00	2005	OTHER SERVICES
23201	RANDSTAD STAFFING RESOURCES		\$5,000.00	2005	OTHER SERVICES
23667	RANDSTAD STAFFING RESOURCES		\$5,000.00	2005	OTHER SERVICES
42207	RAW INC		\$45.60	2005	OTHER SERVICES
14175	RAW INC		\$45.75	2004	OTHER SERVICES
11449	RAWLS, GEORGE E		\$126.00	2004	OTHER SERVICES
16005	RAWLS, GEORGE E		\$200.00	2005	OTHER SERVICES
20221	RAWLS, GEORGE E		\$42.00	2005	OTHER SERVICES
42099	RAWLS, GEORGE E		\$300.00	2005	OTHER SERVICES
6601	RAWLS, GEORGE E		\$200.00	2004	OTHER SERVICES
12009	RAWLS, GEORGE E		\$400.00	2004	OTHER SERVICES
17946	RAWLS, GEORGE E		\$500.00	2005	OTHER SERVICES
38100	RAWLS, GEORGE E		\$500.00	2003	OTHER SERVICES
42360	RAWLS, GEORGE E		\$196.00	2005	OTHER SERVICES
26318	RAWLS, GEORGE E		\$300.00	2005	OTHER SERVICES
13555	RAWLS, GEORGE E		\$150.00	2004	OTHER SERVICES
2134	RAWLS, GEORGE E		\$500.00	2004	OTHER SERVICES
40304	RAWLS, GEORGE E		\$300.00	2003	OTHER SERVICES
31716	RAWLS, GEORGE E		\$1,000.00	2003	OTHER SERVICES
33500	REEDER, TILDA		\$346.00	2003	OTHER SERVICES
36333	REESE, JULIA		\$500.00	2003	OTHER SERVICES
28773	REESE, JULIA		\$500.00	2003	OTHER SERVICES
29978	REESE, LAWRENCE		\$500.00	2003	OTHER SERVICES
30574	REESE, MELISSA		\$500.00	2003	OTHER SERVICES
7776	REESES PLANTS		\$289.56	2004	OTHER SERVICES
36465	REFRIGERATION SERVICE CO		\$320.17	2003	OTHER SERVICES
6703	REFRIGERATION SERVICE CO		\$127.00	2004	OTHER SERVICES
26153	REFRIGERATION SERVICE CO		\$480.57	2005	OTHER SERVICES
30695	REIGEL TOUCH		\$748.50	2003	OTHER SERVICES
30694	REIGEL TOUCH		\$730.00	2003	OTHER SERVICES
15273	REINTJES SERVICES INC		\$9,244.20	2005	OTHER SERVICES
40492	RENTAL SERVICE CORP		\$120.69	2004	OTHER SERVICES
36395	REVERE, JOHN		\$500.00	2003	OTHER SERVICES
37039	REYES, MARIA S		\$45.00	2003	OTHER SERVICES
24926	RHINO LININGS OF COLUMBIA		\$750.00	2005	OTHER SERVICES
20564	RHINO LININGS OF COLUMBIA		\$367.50	2005	OTHER SERVICES
8516	RHINO LININGS OF COLUMBIA		\$1,470.00	2004	OTHER SERVICES
14627	RHINO LININGS OF COLUMBIA		\$367.50	2004	OTHER SERVICES
16591	RHINO LININGS OF COLUMBIA		\$367.50	2005	OTHER SERVICES
25325	RHINO LININGS OF COLUMBIA		\$375.00	2005	OTHER SERVICES
9415	RHINO LININGS OF COLUMBIA		\$367.50	2004	OTHER SERVICES
25736	RHINO LININGS OF COLUMBIA		\$570.00	2005	OTHER SERVICES
25129	RHINO LININGS OF COLUMBIA		\$375.00	2005	OTHER SERVICES
15113	RHINO LININGS OF COLUMBIA		\$367.50	2005	OTHER SERVICES
1671	RHINO LININGS OF COLUMBIA		\$2,000.00	2004	OTHER SERVICES
25501	RHINO LININGS OF COLUMBIA		\$375.00	2005	OTHER SERVICES
29559	RHINO LININGS OF THE MIDLANDS		\$2,000.00	2004	OTHER SERVICES
8321	RICE MUSIC HOUSE		\$175.00	2004	OTHER SERVICES
35810	RICHARDSON, JESSE J		\$480.00	2003	OTHER SERVICES
34143	RICHARDSON, JESSE J		\$219.50	2003	OTHER SERVICES
34097	RICHARDSON, JESSE J		\$2,280.00	2003	OTHER SERVICES
35805	RICHARDSON, JESSE J		\$525.00	2003	OTHER SERVICES
38028	RICHEYS SERVICES		\$300.00	2003	OTHER SERVICES
2001	RIISING HIGH NATURAL BREAD CO		\$420.00	2004	OTHER SERVICES
26858	RITZ CAMERA CENTERS		\$14.68	2005	OTHER SERVICES
23596	RITZ CAMERA CENTERS		\$104.98	2005	OTHER SERVICES
13145	ROSEWOOD FLORIST INC		\$44.00	2004	OTHER SERVICES
7540	ROSEWOOD FLORIST INC		\$56.54	2004	OTHER SERVICES
9082	ROSEWOOD FLORIST INC		\$38.75	2004	OTHER SERVICES

OTHER SERVICES CONTRACTS

Appendix A

PURCHASE ORDER #	VENDOR NAME	ETHNICITY	AWARD AMOUNT	FY	BUSINESS CATEGORY
3013	ROSEWOOD FLORIST INC		\$150.00	2004	OTHER SERVICES
16905	ROSEWOOD FLORIST INC		\$66.05	2005	OTHER SERVICES
10557	ROSEWOOD FLORIST INC		\$101.12	2004	OTHER SERVICES
13401	ROSEWOOD FLORIST INC		\$78.75	2004	OTHER SERVICES
11361	ROSEWOOD FLORIST INC		\$65.00	2004	OTHER SERVICES
1327	ROSEWOOD FLORIST INC		\$53.50	2004	OTHER SERVICES
17973	ROSEWOOD FLORIST INC		\$54.50	2005	OTHER SERVICES
15384	ROSEWOOD FLORIST INC		\$2,000.00	2005	OTHER SERVICES
12576	ROYAL IMAGE		\$150.00	2004	OTHER SERVICES
26412	ROYAL IMAGE		\$90.00	2005	OTHER SERVICES
25323	ROYAL IMAGE		\$125.00	2005	OTHER SERVICES
2080	RUFUS ORNDUFF REFRIGERATION INC		\$341.10	2004	OTHER SERVICES
14781	RUFUS ORNDUFF REFRIGERATION INC		\$677.73	2005	OTHER SERVICES
16191	RUFUS ORNDUFF REFRIGERATION INC		\$311.00	2005	OTHER SERVICES
30968	RUFUS ORNDUFF REFRIGERATION INC		\$386.41	2003	OTHER SERVICES
38842	S C BLACK MEDIA GROUP	AFRICAN AMERICAN	\$106.80	2003	OTHER SERVICES
28533	S C BLACK MEDIA GROUP	AFRICAN AMERICAN	\$170.88	2003	OTHER SERVICES
36445	S C BLACK MEDIA GROUP	AFRICAN AMERICAN	\$300.00	2003	OTHER SERVICES
39927	S C BLACK MEDIA GROUP	AFRICAN AMERICAN	\$2,500.00	2003	OTHER SERVICES
39926	S C BLACK MEDIA GROUP	AFRICAN AMERICAN	\$2,500.00	2003	OTHER SERVICES
36480	S C BLACK MEDIA GROUP	AFRICAN AMERICAN	\$75.00	2003	OTHER SERVICES
41005	S C BLACK MEDIA GROUP	AFRICAN AMERICAN	\$500.00	2003	OTHER SERVICES
34034	S C BLACK MEDIA GROUP	AFRICAN AMERICAN	\$106.80	2003	OTHER SERVICES
32060	S C BLACK MEDIA GROUP	AFRICAN AMERICAN	\$500.00	2003	OTHER SERVICES
28669	S C BLACK MEDIA GROUP	AFRICAN AMERICAN	\$170.88	2003	OTHER SERVICES
38629	S C BLACK MEDIA GROUP	AFRICAN AMERICAN	\$106.80	2003	OTHER SERVICES
38632	S C BLACK MEDIA GROUP	AFRICAN AMERICAN	\$106.80	2003	OTHER SERVICES
41008	S C BLACK MEDIA GROUP	AFRICAN AMERICAN	\$85.44	2003	OTHER SERVICES
35256	S C BLACK MEDIA GROUP	AFRICAN AMERICAN	\$2,500.00	2003	OTHER SERVICES
36493	S C BLACK MEDIA GROUP	AFRICAN AMERICAN	\$75.00	2003	OTHER SERVICES
34769	S C BLACK MEDIA GROUP	AFRICAN AMERICAN	\$160.20	2003	OTHER SERVICES
36252	S C BLACK MEDIA GROUP	AFRICAN AMERICAN	\$500.00	2003	OTHER SERVICES
33697	S C BLACK MEDIA GROUP	AFRICAN AMERICAN	\$128.16	2003	OTHER SERVICES
30134	S C BLACK MEDIA GROUP	AFRICAN AMERICAN	\$74.76	2003	OTHER SERVICES
12233	S C SHAKESPEARE CO		\$3,000.00	2004	OTHER SERVICES
14166	S C SHOPS INC DBA PALMETTO PROMOTIONS		\$196.88	2004	OTHER SERVICES
8082	S C SHOPS INC DBA PALMETTO PROMOTIONS		\$269.33	2004	OTHER SERVICES
6042	S C SHOPS INC DBA PALMETTO PROMOTIONS		\$656.21	2004	OTHER SERVICES
41963	SAFETY PLUS INC		\$420.00	2005	OTHER SERVICES
3199	SAINT ANDREWS RADIATOR		\$120.00	2004	OTHER SERVICES
6802	SAINT ANDREWS RADIATOR		\$125.00	2004	OTHER SERVICES
9762	SAINT ANDREWS RADIATOR		\$65.00	2004	OTHER SERVICES
19339	SAINT ANDREWS RADIATOR		\$69.87	2005	OTHER SERVICES
5090	SAINT ANDREWS RADIATOR		\$300.00	2004	OTHER SERVICES
9425	SAINT ANDREWS RADIATOR		\$120.00	2004	OTHER SERVICES
25121	SAINT ANDREWS RADIATOR		\$69.87	2005	OTHER SERVICES
12952	SAINT ANDREWS RADIATOR		\$1,198.45	2004	OTHER SERVICES
7522	SAINT ANDREWS RADIATOR		\$125.00	2004	OTHER SERVICES
2822	SAINT ANDREWS RADIATOR		\$45.00	2004	OTHER SERVICES
4667	SAINT ANDREWS RADIATOR		\$275.00	2004	OTHER SERVICES
3486	SAINT ANDREWS RADIATOR		\$1,206.35	2004	OTHER SERVICES
7077	SAINT ANDREWS RADIATOR		\$472.22	2004	OTHER SERVICES
8651	SAINT ANDREWS RADIATOR		\$1,286.47	2004	OTHER SERVICES
2520	SAMUEL, GRASANNE B		\$350.00	2004	OTHER SERVICES
42198	SANDERS SMITH, CRYSTAL		\$1,840.00	2005	OTHER SERVICES
13769	SANDERS SMITH, CRYSTAL		\$1,600.00	2004	OTHER SERVICES
14949	SANDERS SMITH, CRYSTAL		\$2,400.00	2005	OTHER SERVICES
10010	SANDELLAPPER SINGERS		\$4,000.00	2004	OTHER SERVICES
9302	SATTERFIELDS MACHINE SHOP LLC		\$347.79	2004	OTHER SERVICES
7815	SATTERFIELDS MACHINE SHOP LLC		\$279.98	2004	OTHER SERVICES
21216	SATTERFIELDS MACHINE SHOP LLC		\$31.05	2005	OTHER SERVICES
12301	SATTERFIELDS MACHINE SHOP LLC		\$77.63	2004	OTHER SERVICES
9954	SATTERFIELDS MACHINE SHOP LLC		\$403.65	2004	OTHER SERVICES
8085	SATTERFIELDS MACHINE SHOP LLC		\$180.77	2004	OTHER SERVICES
22018	SCOTT, BRANDEN		\$300.00	2005	OTHER SERVICES
39268	SCOTT, DAMON		\$500.00	2003	OTHER SERVICES
17270	SCOTTIES PAINTING & JANITORIAL SERVICES	AFRICAN AMERICAN	\$2,249.73	2005	OTHER SERVICES
22292	SCOTTIES PAINTING & JANITORIAL SERVICES	AFRICAN AMERICAN	\$2,847.60	2005	OTHER SERVICES
21347	SCOTTIES PAINTING & JANITORIAL SERVICES	AFRICAN AMERICAN	\$2,847.60	2005	OTHER SERVICES
1246	SCOTTIES PAINTING & JANITORIAL SERVICES	AFRICAN AMERICAN	\$2,400.00	2004	OTHER SERVICES
17662	SCOTTIES PAINTING & JANITORIAL SERVICES	AFRICAN AMERICAN	\$2,249.73	2005	OTHER SERVICES
42228	SCOTTIES PAINTING & JANITORIAL SERVICES	AFRICAN AMERICAN	\$2,135.29	2005	OTHER SERVICES
662	SCOTTIES PAINTING & JANITORIAL SERVICES	AFRICAN AMERICAN	\$2,400.00	2004	OTHER SERVICES
19256	SCOTTIES PAINTING & JANITORIAL SERVICES	AFRICAN AMERICAN	\$1,423.53	2005	OTHER SERVICES
19669	SCOTTIES PAINTING & JANITORIAL SERVICES	AFRICAN AMERICAN	\$1,423.54	2005	OTHER SERVICES
20480	SCOTTIES PAINTING & JANITORIAL SERVICES	AFRICAN AMERICAN	\$2,847.06	2005	OTHER SERVICES
30595	SCOTTIES PAINTING & JANITORIAL SERVICES	AFRICAN AMERICAN	\$2,400.00	2003	OTHER SERVICES
30544	SCOTTIES PAINTING & JANITORIAL SERVICES	AFRICAN AMERICAN	\$54,250.00	2003	OTHER SERVICES
12747	SCOTTIES PAINTING & JANITORIAL SERVICES	AFRICAN AMERICAN	\$9,536.00	2004	OTHER SERVICES

OTHER SERVICES CONTRACTS

Appendix A

PURCHASE ORDER #	VENDOR NAME	ETHNICITY	AWARD AMOUNT	FY	BUSINESS CATEGORY
40504	SCOTTIES PAINTING & JANITORIAL SERVICES	AFRICAN AMERICAN	\$3,803.00	2003	OTHER SERVICES
24190	SCOTTIES PAINTING & JANITORIAL SERVICES	AFRICAN AMERICAN	\$2,847.00	2005	OTHER SERVICES
24963	SCOTTIES PAINTING & JANITORIAL SERVICES	AFRICAN AMERICAN	\$2,847.00	2005	OTHER SERVICES
14999	SCOTTIES PAINTING & JANITORIAL SERVICES	AFRICAN AMERICAN	\$3,404.68	2005	OTHER SERVICES
18286	SCOTTIES PAINTING & JANITORIAL SERVICES	AFRICAN AMERICAN	\$1,423.53	2005	OTHER SERVICES
26159	SCOTTIES PAINTING & JANITORIAL SERVICES	AFRICAN AMERICAN	\$2,847.00	2005	OTHER SERVICES
27617	SCOTTIES PAINTING & JANITORIAL SERVICES	AFRICAN AMERICAN	\$2,847.06	2005	OTHER SERVICES
29992	SCOTTIES PAINTING & JANITORIAL SERVICES	AFRICAN AMERICAN	\$3,600.00	2003	OTHER SERVICES
18875	SCOTTIES PAINTING & JANITORIAL SERVICES	AFRICAN AMERICAN	\$1,423.53	2005	OTHER SERVICES
23255	SCOTTIES PAINTING & JANITORIAL SERVICES	AFRICAN AMERICAN	\$2,847.00	2005	OTHER SERVICES
16195	SECURITY NET INC		\$907.00	2005	OTHER SERVICES
30016	SECURITY NET INC		\$803.76	2003	OTHER SERVICES
2211	SECURITY NET INC		\$910.00	2004	OTHER SERVICES
32038	SELF STORAGE CENTER		\$135.00	2003	OTHER SERVICES
32550	SELF STORAGE CENTER		\$1,485.00	2003	OTHER SERVICES
8683	SERVICE MACHINE CO INC		\$393.75	2004	OTHER SERVICES
31841	SERVICE MACHINE CO INC		\$326.66	2003	OTHER SERVICES
37330	SERVICE MACHINE CO INC		\$393.00	2003	OTHER SERVICES
38832	SERVICE MACHINE CO INC		\$246.75	2003	OTHER SERVICES
39354	SERVICE MACHINE CO INC		\$315.00	2003	OTHER SERVICES
16953	SERVICE MACHINE CO INC		\$75.00	2005	OTHER SERVICES
25748	SERVICE MACHINE CO INC		\$2,612.78	2005	OTHER SERVICES
12392	SERVICE MACHINE CO INC		\$1,575.00	2004	OTHER SERVICES
7604	SERVICE MACHINE CO INC		\$304.50	2004	OTHER SERVICES
32339	SERVICE MACHINE CO INC		\$404.25	2003	OTHER SERVICES
34594	SERVICE MACHINE CO INC		\$393.75	2003	OTHER SERVICES
29679	SERVICE MACHINE CO INC		\$303.45	2003	OTHER SERVICES
32653	SERVICE MACHINE CO INC		\$425.00	2003	OTHER SERVICES
17985	SERVICE MACHINE CO INC		\$296.63	2005	OTHER SERVICES
11663	SERVICE MACHINE CO INC		\$519.75	2004	OTHER SERVICES
36266	SERVICE MACHINE CO INC		\$1,989.75	2003	OTHER SERVICES
33211	SERVICE MACHINE CO INC		\$719.25	2003	OTHER SERVICES
5576	SERVICE MACHINE CO INC		\$428.40	2004	OTHER SERVICES
33149	SERVICE MACHINE CO INC		\$378.00	2003	OTHER SERVICES
33154	SERVICE MACHINE CO INC		\$199.50	2003	OTHER SERVICES
21106	SERVICE MACHINE CO INC		\$44.52	2005	OTHER SERVICES
40882	SERVICE MACHINE CO INC		\$2,150.00	2003	OTHER SERVICES
38240	SERVICE MACHINE CO INC		\$336.00	2003	OTHER SERVICES
4491	SERVICE MACHINE CO INC		\$290.00	2004	OTHER SERVICES
30095	SERVICE MACHINE CO INC		\$285.00	2003	OTHER SERVICES
35179	SERVICE MACHINE CO INC		\$472.50	2003	OTHER SERVICES
18614	SERVICE MACHINE CO INC		\$1,083.00	2005	OTHER SERVICES
40885	SERVICE MACHINE CO INC		\$325.00	2003	OTHER SERVICES
35162	SERVICE MACHINE CO INC		\$3,386.25	2003	OTHER SERVICES
9802	SERVICE MACHINE CO INC		\$180.00	2004	OTHER SERVICES
9105	SERVICE MACHINE CO INC		\$1,065.75	2004	OTHER SERVICES
40872	SERVICE MACHINE CO INC		\$157.50	2003	OTHER SERVICES
36693	SERVICE MACHINE CO INC		\$145.00	2003	OTHER SERVICES
31528	SERVICE MACHINE CO INC		\$483.00	2003	OTHER SERVICES
35139	SERVICE MACHINE CO INC		\$1,648.50	2003	OTHER SERVICES
25407	SERVICE MACHINE CO INC		\$201.60	2005	OTHER SERVICES
40870	SERVICE MACHINE CO INC		\$150.00	2003	OTHER SERVICES
35378	SERVICE MACHINE CO INC		\$90.00	2003	OTHER SERVICES
31526	SERVICE MACHINE CO INC		\$96.25	2003	OTHER SERVICES
12706	SERVICE MACHINE CO INC		\$189.00	2004	OTHER SERVICES
29914	SERVICE PRINTING CO		\$304.50	2003	OTHER SERVICES
20343	SERVICEMASTER OF MID CAROLINA		\$667.64	2005	OTHER SERVICES
32815	SERVICEMASTER PROFESSIONAL SERVICES INC		\$5,588.21	2003	OTHER SERVICES
30627	SEVERN TRENT PIPELINE SERICES INC		\$3,750.35	2003	OTHER SERVICES
30628	SEVERN TRENT PIPELINE SERICES INC		\$2,849.02	2003	OTHER SERVICES
11309	SHEALYS TRUCK CENTER INC DBA SHEALYS INC		\$1,603.88	2004	OTHER SERVICES
8772	SHEALYS TRUCK CENTER INC DBA SHEALYS INC		\$108.00	2004	OTHER SERVICES
8544	SHERWIN WILLIAMS		\$580.05	2004	OTHER SERVICES
22870	SHERWIN WILLIAMS		\$293.71	2005	OTHER SERVICES
10388	SHERWIN WILLIAMS		\$609.05	2004	OTHER SERVICES
28786	SHRED WITH US LLC		\$540.00	2003	OTHER SERVICES
29499	SHRED WITH US LLC		\$90.00	2003	OTHER SERVICES
3214	SHRED WITH US LLC		\$39.50	2004	OTHER SERVICES
41738	SHRED WITH US LLC		\$150.00	2005	OTHER SERVICES
2774	SHRED WITH US LLC		\$1,050.00	2004	OTHER SERVICES
16401	SHRED WITH US LLC		\$45.00	2005	OTHER SERVICES
31170	SHRED WITH US LLC		\$15.00	2003	OTHER SERVICES
31694	SHRED WITH US LLC		\$129.60	2003	OTHER SERVICES
1151	SHRED WITH US LLC		\$990.00	2004	OTHER SERVICES
33085	SHRED WITH US LLC		\$162.80	2003	OTHER SERVICES
15236	SHRED WITH US LLC		\$790.00	2005	OTHER SERVICES
13297	SHRED WITH US LLC		\$65.00	2004	OTHER SERVICES
22534	SHRED WITH US LLC		\$45.00	2005	OTHER SERVICES
11383	SHRED WITH US LLC		\$60.00	2004	OTHER SERVICES

OTHER SERVICES CONTRACTS

Appendix A

PURCHASE ORDER #	VENDOR NAME	ETHNICITY	AWARD AMOUNT	FY	BUSINESS CATEGORY
18144	SHRED WITH US LLC		\$45.00	2005	OTHER SERVICES
11079	SHRED WITH US LLC		\$1,008.00	2004	OTHER SERVICES
40346	SHRED WITH US LLC		\$260.00	2003	OTHER SERVICES
19051	SHRED WITH US LLC		\$45.00	2005	OTHER SERVICES
24826	SHRED WITH US LLC		\$1,050.00	2005	OTHER SERVICES
23044	SHRED WITH US LLC		\$300.00	2005	OTHER SERVICES
6761	SHRED WITH US LLC		\$35.00	2004	OTHER SERVICES
6762	SHRED WITH US LLC		\$20.00	2004	OTHER SERVICES
6255	SHRED WITH US LLC		\$1,016.40	2004	OTHER SERVICES
8592	SHRED WITH US LLC		\$20.00	2004	OTHER SERVICES
40354	SIGH OF A LEAF INC		\$120.00	2003	OTHER SERVICES
37405	SIGH OF A LEAF INC		\$120.00	2003	OTHER SERVICES
32073	SIGH OF A LEAF INC		\$120.00	2003	OTHER SERVICES
34158	SIGH OF A LEAF INC		\$120.00	2003	OTHER SERVICES
13886	SIGN IT QUICK	NONMINORITY WOMEN	\$447.55	2004	OTHER SERVICES
33654	SIGN IT QUICK	NONMINORITY WOMEN	\$175.39	2003	OTHER SERVICES
35947	SIGN IT QUICK	NONMINORITY WOMEN	\$570.78	2003	OTHER SERVICES
6605	SIMMONS, BRYAN		\$125.00	2004	OTHER SERVICES
30575	SIMMONS, RONNIE		\$500.00	2003	OTHER SERVICES
5508	SIMONS, RICHARD JR		\$48.30	2004	OTHER SERVICES
39881	SINCERELY YOURS INC		\$100.00	2003	OTHER SERVICES
35210	SMITH DRAY LINE & STORAGE INC		\$3,447.50	2003	OTHER SERVICES
37400	SMITH DRAY LINE & STORAGE INC		\$945.00	2003	OTHER SERVICES
13592	SMITH TURF & IRRIGATION CO		\$150.00	2004	OTHER SERVICES
14053	SMITH, BERNARD		\$300.00	2004	OTHER SERVICES
39954	SMITH, BERNARD		\$500.00	2003	OTHER SERVICES
530	SMITH, BERNARD		\$500.00	2004	OTHER SERVICES
12735	SMITH, BERNARD		\$500.00	2004	OTHER SERVICES
25382	SMITH, BERNARD		\$300.00	2005	OTHER SERVICES
12123	SMITH, BERNARD		\$500.00	2004	OTHER SERVICES
38103	SMITH, BERNARD		\$500.00	2003	OTHER SERVICES
15336	SMITH, BERNARD		\$300.00	2005	OTHER SERVICES
42252	SMITH, BERNARD		\$600.00	2005	OTHER SERVICES
11147	SMITH, WANDA BENBOW		\$465.36	2004	OTHER SERVICES
5336	SODEXHO INC & AFFILIATES		\$163.71	2004	OTHER SERVICES
10496	SOLUTION SERVICES		\$875.00	2004	OTHER SERVICES
10024	SOLUTION SERVICES		\$200.00	2004	OTHER SERVICES
24287	SOMERVILLE, QUINTON		\$300.00	2005	OTHER SERVICES
25383	SOMERVILLE, QUINTON		\$60.00	2005	OTHER SERVICES
3261	SONIC NEWSOME CHEVEROLET		\$207.19	2004	OTHER SERVICES
5894	SONIC NEWSOME CHEVEROLET		\$415.29	2004	OTHER SERVICES
18224	SOUTHEASTERN EQUIPMENT & SUPPLY INC		\$350.08	2005	OTHER SERVICES
5263	SOUTHEASTERN SAFETY SUPPLIES INC		\$282.00	2004	OTHER SERVICES
17438	SOUTHEASTERN TELECOM INC		\$500.00	2005	OTHER SERVICES
11210	SOUTHERN GLASS & PLASTICS		\$194.73	2004	OTHER SERVICES
20931	SOUTHERN PUMP & TANK CO		\$409.75	2005	OTHER SERVICES
749	SOUTHERN TOUCH LANDSCAPING	AFRICAN AMERICAN	\$5,785.50	2004	OTHER SERVICES
910	SOUTHERN TOUCH LANDSCAPING	AFRICAN AMERICAN	\$5,834.50	2004	OTHER SERVICES
33671	SOUTHERN WAY INC		\$13,190.63	2003	OTHER SERVICES
3676	SOUTHERN WAY INC		\$16,801.13	2004	OTHER SERVICES
25859	SOX & FREEMAN INC		\$6,350.00	2005	OTHER SERVICES
21081	SOX & FREEMAN INC		\$1,080.00	2005	OTHER SERVICES
41230	SOX & FREEMAN INC		\$1,100.00	2005	OTHER SERVICES
24049	STANDARD DISTRIBUTORS INC		\$300.00	2005	OTHER SERVICES
35504	STATE NEWSPAPER		\$22.75	2003	OTHER SERVICES
40299	STATE NEWSPAPER		\$900.00	2003	OTHER SERVICES
40162	STATE NEWSPAPER		\$67.50	2003	OTHER SERVICES
38373	STATE NEWSPAPER		\$171.85	2003	OTHER SERVICES
31122	STATE NEWSPAPER		\$67.50	2003	OTHER SERVICES
34771	STATE NEWSPAPER		\$6,961.60	2003	OTHER SERVICES
34815	STATE NEWSPAPER		\$171.85	2003	OTHER SERVICES
39225	STATE NEWSPAPER		\$34.46	2003	OTHER SERVICES
30462	STATE NEWSPAPER		\$67.50	2003	OTHER SERVICES
38393	STATE NEWSPAPER		\$67.50	2003	OTHER SERVICES
36537	STATE NEWSPAPER		\$171.85	2003	OTHER SERVICES
37901	STATE NEWSPAPER		\$430.92	2003	OTHER SERVICES
32525	STATE NEWSPAPER		\$7,333.35	2003	OTHER SERVICES
36829	STATE NEWSPAPER		\$87.73	2003	OTHER SERVICES
36200	STATE NEWSPAPER		\$67.50	2003	OTHER SERVICES
39116	STATE NEWSPAPER		\$67.50	2003	OTHER SERVICES
34357	STATE NEWSPAPER		\$171.85	2003	OTHER SERVICES
38447	STATE NEWSPAPER		\$171.85	2003	OTHER SERVICES
37810	STATE NEWSPAPER		\$503.62	2003	OTHER SERVICES
31625	STATE NEWSPAPER		\$87.73	2003	OTHER SERVICES
29085	STATE NEWSPAPER		\$171.85	2003	OTHER SERVICES
34657	STATE NEWSPAPER		\$67.50	2003	OTHER SERVICES
31585	STATE NEWSPAPER		\$67.60	2003	OTHER SERVICES
41754	STATE NEWSPAPER		\$77.02	2005	OTHER SERVICES
32982	STATE NEWSPAPER		\$67.50	2003	OTHER SERVICES

OTHER SERVICES CONTRACTS

Appendix A

PURCHASE ORDER #	VENDOR NAME	ETHNICITY	AWARD AMOUNT	FY	BUSINESS CATEGORY
41316	STATE NEWSPAPER		\$367.50	2005	OTHER SERVICES
41761	STATE NEWSPAPER		\$400.00	2005	OTHER SERVICES
10729	STATE PRINTING CO		\$2,152.00	2004	OTHER SERVICES
29461	STATE RECORD CO INC		\$284.63	2003	OTHER SERVICES
38280	STATE RECORD CO INC		\$311.22	2003	OTHER SERVICES
29811	STATE RECORD CO INC		\$1,771.56	2003	OTHER SERVICES
38255	STATE RECORD CO INC		\$504.82	2003	OTHER SERVICES
28668	STATE RECORD CO INC		\$853.89	2003	OTHER SERVICES
28532	STATE RECORD CO INC		\$796.95	2003	OTHER SERVICES
28404	STATE RECORD CO INC		\$189.76	2003	OTHER SERVICES
38313	STATE RECORD CO INC		\$598.50	2003	OTHER SERVICES
30288	STATE RECORD CO INC		\$529.48	2003	OTHER SERVICES
37455	STATE RECORD CO INC		\$451.47	2003	OTHER SERVICES
35146	STATE RECORD CO INC		\$721.06	2003	OTHER SERVICES
30279	STATE RECORD CO INC		\$7,995.33	2003	OTHER SERVICES
29786	STATE RECORD CO INC		\$248.74	2003	OTHER SERVICES
38323	STATE RECORD CO INC		\$255.36	2003	OTHER SERVICES
28345	STATE RECORD CO INC		\$550.28	2003	OTHER SERVICES
30133	STATE RECORD CO INC		\$303.60	2003	OTHER SERVICES
29466	STATE RECORD CO INC		\$86.40	2003	OTHER SERVICES
38631	STATE RECORD CO INC		\$1,138.50	2003	OTHER SERVICES
38841	STATE RECORD CO INC		\$1,195.44	2003	OTHER SERVICES
34894	STATE RECORD CO INC		\$759.00	2003	OTHER SERVICES
40387	STATE RECORD CO INC		\$745.34	2003	OTHER SERVICES
38314	STATE RECORD CO INC		\$2,473.80	2003	OTHER SERVICES
39909	STATE RECORD CO INC		\$207.48	2003	OTHER SERVICES
34161	STATE RECORD CO INC		\$379.50	2003	OTHER SERVICES
36479	STATE RECORD CO INC		\$178.13	2003	OTHER SERVICES
34306	STATE RECORD CO INC		\$853.88	2003	OTHER SERVICES
31601	STATE RECORD CO INC		\$1,604.90	2003	OTHER SERVICES
35819	STATE RECORD CO INC		\$127.68	2003	OTHER SERVICES
36444	STATE RECORD CO INC		\$122.27	2003	OTHER SERVICES
39921	STATE RECORD CO INC		\$4,712.25	2003	OTHER SERVICES
36481	STATE RECORD CO INC		\$215.46	2003	OTHER SERVICES
39920	STATE RECORD CO INC		\$5,050.00	2003	OTHER SERVICES
35791	STATE RECORD CO INC		\$79.80	2003	OTHER SERVICES
36090	STATE RECORD CO INC		\$516.45	2003	OTHER SERVICES
39384	STATE RECORD CO INC		\$263.34	2003	OTHER SERVICES
36253	STATE RECORD CO INC		\$1,043.63	2003	OTHER SERVICES
32866	STATE RECORD CO INC		\$151.80	2003	OTHER SERVICES
38628	STATE RECORD CO INC		\$1,166.97	2003	OTHER SERVICES
33229	STATE RECORD CO INC		\$1,166.97	2003	OTHER SERVICES
37131	STATE RECORD CO INC		\$452.67	2003	OTHER SERVICES
39458	STATE RECORD CO INC		\$754.11	2003	OTHER SERVICES
37127	STATE RECORD CO INC		\$600.82	2003	OTHER SERVICES
33156	STATE RECORD CO INC		\$702.08	2003	OTHER SERVICES
30310	STATE RECORD CO INC		\$604.04	2003	OTHER SERVICES
38335	STATE RECORD CO INC		\$2,907.77	2003	OTHER SERVICES
38341	STATE RECORD CO INC		\$151.62	2003	OTHER SERVICES
33872	STATE RECORD CO INC		\$34.46	2003	OTHER SERVICES
38267	STATE RECORD CO INC		\$477.67	2003	OTHER SERVICES
37090	STATE RECORD CO INC		\$231.42	2003	OTHER SERVICES
37422	STATE RECORD CO INC		\$6,808.86	2003	OTHER SERVICES
38278	STATE RECORD CO INC		\$430.92	2003	OTHER SERVICES
30304	STATE RECORD CO INC		\$64.80	2003	OTHER SERVICES
37091	STATE RECORD CO INC		\$2,035.74	2003	OTHER SERVICES
31128	STATE RECORD CO INC		\$291.42	2003	OTHER SERVICES
31209	STATE RECORD CO INC		\$243.40	2003	OTHER SERVICES
29416	STATE RECORD CO INC		\$159.60	2003	OTHER SERVICES
31219	STATE RECORD CO INC		\$616.86	2003	OTHER SERVICES
34165	STATE RECORD CO INC		\$143.64	2003	OTHER SERVICES
37092	STATE RECORD CO INC		\$239.40	2003	OTHER SERVICES
36492	STATE RECORD CO INC		\$430.92	2003	OTHER SERVICES
34768	STATE RECORD CO INC		\$332.06	2003	OTHER SERVICES
23752	STATEGIC INTEGRATED TECHNOLOGY		\$80.75	2005	OTHER SERVICES
9385	STEPHEN KEITH BENJAMIN P A	AFRICAN AMERICAN	\$20.00	2004	OTHER SERVICES
7739	STIVERS LINCOLN MERCURY INC		\$90.00	2004	OTHER SERVICES
13514	STIVERS LINCOLN MERCURY INC		\$90.00	2004	OTHER SERVICES
8214	STIVERS LINCOLN MERCURY INC		\$27.50	2004	OTHER SERVICES
8532	STIVERS LINCOLN MERCURY INC		\$183.90	2004	OTHER SERVICES
8783	STIVERS LINCOLN MERCURY INC		\$462.55	2004	OTHER SERVICES
22629	STIVERS LINCOLN MERCURY INC		\$166.42	2005	OTHER SERVICES
23919	STIVERS LINCOLN MERCURY INC		\$110.00	2005	OTHER SERVICES
12840	STIVERS LINCOLN MERCURY INC		\$147.40	2004	OTHER SERVICES
19476	STIVERS LINCOLN MERCURY INC		\$90.00	2005	OTHER SERVICES
10631	STIVERS LINCOLN MERCURY INC		\$238.86	2004	OTHER SERVICES
21279	STIVERS LINCOLN MERCURY INC		\$685.98	2005	OTHER SERVICES
9640	STIVERS LINCOLN MERCURY INC		\$7,473.99	2004	OTHER SERVICES
5899	STIVERS LINCOLN MERCURY INC		\$7,356.09	2004	OTHER SERVICES

OTHER SERVICES CONTRACTS

Appendix A

PURCHASE ORDER #	VENDOR NAME	ETHNICITY	AWARD AMOUNT	FY	BUSINESS CATEGORY
14368	STIVERS LINCOLN MERCURY INC		\$90.00	2004	OTHER SERVICES
27322	STIVERS LINCOLN MERCURY INC		\$81.69	2005	OTHER SERVICES
5655	STIVERS LINCOLN MERCURY INC		\$185.53	2004	OTHER SERVICES
4653	STIVERS LINCOLN MERCURY INC		\$4,954.54	2004	OTHER SERVICES
17711	STIVERS LINCOLN MERCURY INC		\$100.84	2005	OTHER SERVICES
17788	STIVERS LINCOLN MERCURY INC		\$1,035.88	2005	OTHER SERVICES
12658	STOUDENMIRE HEATING & AIR INC		\$157.90	2004	OTHER SERVICES
5536	STRAWBRIDGE PROMOTIONAL ADVERTISING		\$2,932.13	2004	OTHER SERVICES
7910	STRAWBRIDGE PROMOTIONAL ADVERTISING		\$1,132.97	2004	OTHER SERVICES
11061	STRAWBRIDGE PROMOTIONAL ADVERTISING		\$231.52	2004	OTHER SERVICES
2753	STRAWBRIDGE PROMOTIONAL ADVERTISING		\$2,220.75	2004	OTHER SERVICES
31711	STRAWBRIDGE PROMOTIONAL ADVERTISING		\$287.81	2003	OTHER SERVICES
5932	STRAWBRIDGE PROMOTIONAL ADVERTISING		\$2,422.62	2004	OTHER SERVICES
6932	STRAWBRIDGE PROMOTIONAL ADVERTISING		\$589.26	2004	OTHER SERVICES
39361	STRAWBRIDGE PROMOTIONAL ADVERTISING		\$1,169.93	2003	OTHER SERVICES
33397	STRAWBRIDGE PROMOTIONAL ADVERTISING		\$8,359.10	2003	OTHER SERVICES
28754	STRAWBRIDGE PROMOTIONAL ADVERTISING		\$393.00	2003	OTHER SERVICES
32240	STRAWBRIDGE PROMOTIONAL ADVERTISING		\$496.13	2003	OTHER SERVICES
35245	STRAWBRIDGE PROMOTIONAL ADVERTISING		\$1,450.00	2003	OTHER SERVICES
39292	STRAWBRIDGE PROMOTIONAL ADVERTISING		\$145.65	2003	OTHER SERVICES
37444	STRAWBRIDGE PROMOTIONAL ADVERTISING		\$340.62	2003	OTHER SERVICES
40006	STRAWBRIDGE PROMOTIONAL ADVERTISING		\$366.45	2003	OTHER SERVICES
39260	STRAWBRIDGE PROMOTIONAL ADVERTISING		\$337.84	2003	OTHER SERVICES
35514	STRAWBRIDGE PROMOTIONAL ADVERTISING		\$184.22	2003	OTHER SERVICES
9227	STRAWBRIDGE PROMOTIONAL ADVERTISING		\$93.24	2004	OTHER SERVICES
31414	STRAWBRIDGE PROMOTIONAL ADVERTISING		\$171.30	2003	OTHER SERVICES
12873	SUDDETH TOWING INC		\$75.00	2004	OTHER SERVICES
16161	SUDDETH TOWING INC		\$75.00	2005	OTHER SERVICES
14238	SUDDETH TOWING INC		\$150.00	2004	OTHER SERVICES
15551	SUDDETH TOWING INC		\$75.00	2005	OTHER SERVICES
27235	SUDDETH TOWING INC		\$75.00	2005	OTHER SERVICES
3061	SUDDETH TOWING INC		\$75.00	2004	OTHER SERVICES
12749	SUDDETH TOWING INC		\$75.00	2004	OTHER SERVICES
42261	SUDDETH TOWING INC		\$75.00	2005	OTHER SERVICES
25202	SUDDETH TOWING INC		\$75.00	2005	OTHER SERVICES
15942	SUDDETH TOWING INC		\$75.00	2005	OTHER SERVICES
24452	SUDDETH TOWING INC		\$75.00	2005	OTHER SERVICES
22349	SUDDETH TOWING INC		\$75.00	2005	OTHER SERVICES
24451	SUDDETH TOWING INC		\$75.00	2005	OTHER SERVICES
10629	SUMMIT COLLISION CENTER INC		\$1,993.30	2004	OTHER SERVICES
17713	SUMMIT COLLISION CENTER INC		\$2,210.30	2005	OTHER SERVICES
6324	SUMMIT COLLISION CENTER INC		\$396.85	2004	OTHER SERVICES
13584	SUMMIT COLLISION CENTER INC		\$617.81	2004	OTHER SERVICES
5296	SUMTER, BERNARD		\$500.00	2004	OTHER SERVICES
40529	SUNRISE ENTERPRISE OF COLUMBIA INC	AFRICAN AMERICAN	\$2,000.00	2003	OTHER SERVICES
15893	SUNRISE ENTERPRISE OF COLUMBIA INC	AFRICAN AMERICAN	\$5,000.00	2005	OTHER SERVICES
1470	SUNRISE ENTERPRISE OF COLUMBIA INC	AFRICAN AMERICAN	\$5,000.00	2004	OTHER SERVICES
42240	SUNRISE ENTERPRISE OF COLUMBIA INC	AFRICAN AMERICAN	\$2,549.40	2005	OTHER SERVICES
10441	SUNRISE ENTERPRISE OF COLUMBIA INC	AFRICAN AMERICAN	\$4,122.50	2004	OTHER SERVICES
21543	SUPERIOR MAILING SERVICES INC	AFRICAN AMERICAN	\$145.83	2005	OTHER SERVICES
1944	T & N PUBLISHING CO	AFRICAN AMERICAN	\$2,000.00	2004	OTHER SERVICES
17194	T & N PUBLISHING CO	AFRICAN AMERICAN	\$2,000.00	2005	OTHER SERVICES
25580	T & N PUBLISHING CO	AFRICAN AMERICAN	\$463.05	2005	OTHER SERVICES
1888	T & N PUBLISHING CO	AFRICAN AMERICAN	\$2,000.00	2004	OTHER SERVICES
8629	T & N PUBLISHING CO	AFRICAN AMERICAN	\$2,100.00	2004	OTHER SERVICES
2079	T & N PUBLISHING CO	AFRICAN AMERICAN	\$2,000.00	2004	OTHER SERVICES
21929	T & N PUBLISHING CO	AFRICAN AMERICAN	\$2,000.00	2005	OTHER SERVICES
11861	T & N PUBLISHING CO	AFRICAN AMERICAN	\$2,100.00	2004	OTHER SERVICES
26872	T & N PUBLISHING CO	AFRICAN AMERICAN	\$1,000.00	2005	OTHER SERVICES
6146	T & T SERVICES THEODORE DAVIS		\$405.00	2004	OTHER SERVICES
9660	T & T SPORTING GOODS INC		\$1,024.59	2004	OTHER SERVICES
11738	T & T SPORTING GOODS INC		\$630.45	2004	OTHER SERVICES
17615	T & T UPHOLSTERY INC		\$250.00	2005	OTHER SERVICES
29711	T & T UPHOLSTERY INC		\$1,000.00	2003	OTHER SERVICES
41749	T & T UPHOLSTERY INC		\$175.00	2005	OTHER SERVICES
14367	T & T UPHOLSTERY INC		\$125.00	2004	OTHER SERVICES
20305	T & T UPHOLSTERY INC		\$85.00	2005	OTHER SERVICES
11190	T & T UPHOLSTERY INC		\$250.00	2004	OTHER SERVICES
20973	T & T UPHOLSTERY INC		\$250.00	2005	OTHER SERVICES
18339	T & T UPHOLSTERY INC		\$125.00	2005	OTHER SERVICES
20831	T & T UPHOLSTERY INC		\$65.00	2005	OTHER SERVICES
40425	T & T UPHOLSTERY INC		\$150.00	2003	OTHER SERVICES
27132	T & T UPHOLSTERY INC		\$250.00	2005	OTHER SERVICES
15114	T & T UPHOLSTERY INC		\$125.00	2005	OTHER SERVICES
20634	T & T UPHOLSTERY INC		\$175.00	2005	OTHER SERVICES
19787	T & T UPHOLSTERY INC		\$65.00	2005	OTHER SERVICES
6329	T & T UPHOLSTERY INC		\$250.00	2004	OTHER SERVICES
21905	T & T UPHOLSTERY INC		\$85.00	2005	OTHER SERVICES
17114	T & T UPHOLSTERY INC		\$125.00	2005	OTHER SERVICES

OTHER SERVICES CONTRACTS

Appendix A

PURCHASE ORDER #	VENDOR NAME	ETHNICITY	AWARD AMOUNT	FY	BUSINESS CATEGORY
18079	T & T UPHOLSTERY INC		\$250.00	2005	OTHER SERVICES
19644	T & T UPHOLSTERY INC		\$85.00	2005	OTHER SERVICES
41879	T & T UPHOLSTERY INC		\$250.00	2005	OTHER SERVICES
25716	T & T UPHOLSTERY INC		\$200.00	2005	OTHER SERVICES
14658	T & T UPHOLSTERY INC		\$300.00	2004	OTHER SERVICES
14177	T & T UPHOLSTERY INC		\$100.00	2004	OTHER SERVICES
16317	T & T UPHOLSTERY INC		\$100.00	2005	OTHER SERVICES
24699	T & T UPHOLSTERY INC		\$125.00	2005	OTHER SERVICES
33234	T & T UPHOLSTERY INC		\$3,000.00	2003	OTHER SERVICES
16522	T & T UPHOLSTERY INC		\$215.00	2005	OTHER SERVICES
13993	T & T UPHOLSTERY INC		\$135.00	2004	OTHER SERVICES
809	T & T UPHOLSTERY INC		\$1,000.00	2004	OTHER SERVICES
2672	T & T UPHOLSTERY INC		\$2,000.00	2004	OTHER SERVICES
17717	T & T UPHOLSTERY INC		\$75.00	2005	OTHER SERVICES
18552	T & T UPHOLSTERY INC		\$125.00	2005	OTHER SERVICES
14613	T & T UPHOLSTERY INC		\$65.00	2004	OTHER SERVICES
6556	T & T UPHOLSTERY INC		\$1,000.00	2004	OTHER SERVICES
22627	T & T UPHOLSTERY INC		\$35.00	2005	OTHER SERVICES
17620	T & T UPHOLSTERY INC		\$250.00	2005	OTHER SERVICES
17789	T & T UPHOLSTERY INC		\$325.00	2005	OTHER SERVICES
6965	T H S CATERING		\$1,000.00	2004	OTHER SERVICES
29467	T P M		\$236.25	2003	OTHER SERVICES
38888	T P M		\$168.00	2003	OTHER SERVICES
32370	T P M		\$2,500.00	2003	OTHER SERVICES
36517	TAYLOR STREET PRINTING & COPY CENTER INC		\$63.49	2003	OTHER SERVICES
34238	TAYLOR, PATRICIA, DBA PATS VACUUM CENTER		\$25.00	2003	OTHER SERVICES
6339	TELCOM INC		\$2,000.00	2004	OTHER SERVICES
23194	TERRATEC INC		\$7,000.00	2005	OTHER SERVICES
35051	TERRATEC INC		\$450.00	2003	OTHER SERVICES
3851	TERRATEC INC		\$4,838.75	2004	OTHER SERVICES
17583	TEXTRON GOLF TURF & SPECIALTY PRODUCTS		\$211.00	2005	OTHER SERVICES
37220	TEXTRON GOLF TURF & SPECIALTY PRODUCTS		\$4.19	2003	OTHER SERVICES
11703	TEXTRON GOLF TURF & SPECIALTY PRODUCTS		\$398.49	2004	OTHER SERVICES
42151	TEXTRON GOLF TURF & SPECIALTY PRODUCTS		\$255.00	2005	OTHER SERVICES
16130	THERMO KING COLUMBIA INC		\$77.45	2005	OTHER SERVICES
20548	THERMO KING COLUMBIA INC		\$246.18	2005	OTHER SERVICES
30009	THOMPSON, TERELLE		\$125.00	2003	OTHER SERVICES
8728	THRU WALL INC		\$165.73	2004	OTHER SERVICES
4775	TIRE CENTER INC		\$286.01	2004	OTHER SERVICES
17614	TIRE CENTER INC		\$1,224.92	2005	OTHER SERVICES
26547	TORQUE CONVERTER SERVICES		\$577.50	2005	OTHER SERVICES
25064	TORQUE CONVERTER SERVICES		\$157.50	2005	OTHER SERVICES
36926	TRANE COMFORT SOLUTIONS		\$346.50	2003	OTHER SERVICES
34371	TRANSOX INC		\$2,000.00	2003	OTHER SERVICES
30480	TRANSOX INC		\$2,000.00	2003	OTHER SERVICES
36547	TRANSOX INC		\$1,665.00	2003	OTHER SERVICES
24306	TRANSCO ELECTRIC CO		\$231.00	2005	OTHER SERVICES
24204	TRANSCO ELECTRIC CO		\$134.98	2005	OTHER SERVICES
26655	TRANSCO ELECTRIC CO		\$336.00	2005	OTHER SERVICES
42162	TRANSCO ELECTRIC CO		\$174.90	2005	OTHER SERVICES
35540	TRIANGLE COMMUNICATIONS		\$768.74	2003	OTHER SERVICES
4002	TRONCOS CATERING	NONMINORITY MALE	\$5,661.85	2004	OTHER SERVICES
36524	TRONCOS CATERING	NONMINORITY MALE	\$1,788.25	2003	OTHER SERVICES
36840	TRONCOS CATERING	NONMINORITY MALE	\$5,365.65	2003	OTHER SERVICES
20551	TRUCK SUPPLY CO INC		\$696.72	2005	OTHER SERVICES
12112	TRUCK SUPPLY CO INC		\$525.57	2004	OTHER SERVICES
39279	TRUESDALE, MATTHEW		\$500.00	2003	OTHER SERVICES
28774	TRUESDALE, MATTHEW		\$500.00	2003	OTHER SERVICES
42361	TUCKER, DEBRA		\$168.00	2005	OTHER SERVICES
12901	TUCKER, DEBRA		\$400.00	2004	OTHER SERVICES
20814	TWO BITCHES ON A BROOM		\$1,608.00	2005	OTHER SERVICES
6423	TWO MEN & A TRUCK	NONMINORITY MALE	\$403.26	2004	OTHER SERVICES
23230	TYPEWRITER EXCHANGE AKA AZALIA M LEONHARDT		\$475.50	2005	OTHER SERVICES
26097	TYPEWRITER EXCHANGE AKA AZALIA M LEONHARDT		\$198.00	2005	OTHER SERVICES
34830	TYPEWRITER EXCHANGE AKA AZALIA M LEONHARDT		\$136.50	2003	OTHER SERVICES
33376	TYPEWRITER EXCHANGE AKA AZALIA M LEONHARDT		\$157.50	2003	OTHER SERVICES
34938	TYPEWRITER EXCHANGE AKA AZALIA M LEONHARDT		\$168.00	2003	OTHER SERVICES
26342	TYPEWRITER EXCHANGE AKA AZALIA M LEONHARDT		\$231.00	2005	OTHER SERVICES
33586	TYPEWRITER EXCHANGE AKA AZALIA M LEONHARDT		\$220.50	2003	OTHER SERVICES
32928	TYPEWRITER EXCHANGE AKA AZALIA M LEONHARDT		\$120.00	2003	OTHER SERVICES
33433	TYPEWRITER EXCHANGE AKA AZALIA M LEONHARDT		\$126.00	2003	OTHER SERVICES
32354	TYPEWRITER EXCHANGE AKA AZALIA M LEONHARDT		\$161.40	2003	OTHER SERVICES
35076	TYPEWRITER EXCHANGE AKA AZALIA M LEONHARDT		\$158.85	2003	OTHER SERVICES
7235	U S FOOD SERVICE INC		\$2,161.00	2004	OTHER SERVICES
4895	U S FOOD SERVICE INC		\$18,581.50	2004	OTHER SERVICES
17849	U S FOOD SERVICE INC		\$17,362.23	2005	OTHER SERVICES
5428	UNIFIRST CORP		\$500.00	2004	OTHER SERVICES
21298	UNIQUE DESIGN ETC		\$150.00	2005	OTHER SERVICES
10438	UNITED PRODUCT DISTRIBUTORS	AFRICAN AMERICAN	\$316.02	2004	OTHER SERVICES

OTHER SERVICES CONTRACTS

Appendix A

PURCHASE ORDER #	VENDOR NAME	ETHNICITY	AWARD AMOUNT	FY	BUSINESS CATEGORY
35400	UNITED RENTALS INC		\$99.17	2003	OTHER SERVICES
24949	UNITED RENTALS INC		\$1,467.60	2005	OTHER SERVICES
25659	VACUUMART INC		\$92.15	2005	OTHER SERVICES
1910	VAN LOTT INC	NONMINORITY WOMEN	\$1,002.28	2004	OTHER SERVICES
1219	VISTA SPECIALTIES INC		\$592.42	2004	OTHER SERVICES
3217	VISTA SPECIALTIES INC		\$424.56	2004	OTHER SERVICES
39137	VIZER, SHARON L		\$13.00	2003	OTHER SERVICES
25864	W & W BODY BUILDERS OF COLUMBIA INC		\$756.00	2005	OTHER SERVICES
12955	W & W BODY BUILDERS OF COLUMBIA INC		\$9,072.00	2004	OTHER SERVICES
32196	W B THOMASSON HEATING CO INC		\$683.34	2003	OTHER SERVICES
32879	W P LAW INC		\$100.00	2003	OTHER SERVICES
29222	W P LAW INC		\$700.00	2003	OTHER SERVICES
29006	W P LAW INC		\$1,500.00	2003	OTHER SERVICES
31070	W P LAW INC		\$6,584.00	2003	OTHER SERVICES
28103	W P LAW INC		\$30.00	2003	OTHER SERVICES
40823	W P LAW INC		\$22,450.00	2003	OTHER SERVICES
2819	W W GRAINGER		\$1,080.32	2004	OTHER SERVICES
15521	W W GRAINGER		\$2,000.00	2005	OTHER SERVICES
26757	W W GRAINGER		\$965.79	2005	OTHER SERVICES
3787	W W GRAINGER		\$998.42	2004	OTHER SERVICES
37337	WALKER WHITE PLUMBING		\$65.00	2003	OTHER SERVICES
5972	WALLACE, DERRICK		\$200.00	2004	OTHER SERVICES
539	WALLACE, DERRICK		\$500.00	2004	OTHER SERVICES
7399	WALTER, CARLO	HISPANIC AMERICAN	\$100.00	2004	OTHER SERVICES
20352	WALTER, CARLO	HISPANIC AMERICAN	\$100.00	2005	OTHER SERVICES
12676	WALTER, CARLO	HISPANIC AMERICAN	\$100.00	2004	OTHER SERVICES
5593	WALTER, CARLO	HISPANIC AMERICAN	\$100.00	2004	OTHER SERVICES
3623	WALTER, CARLO	HISPANIC AMERICAN	\$200.00	2004	OTHER SERVICES
1193	WALTER, CARLO	HISPANIC AMERICAN	\$100.00	2004	OTHER SERVICES
21208	WARREN TRUCK EQUIPMENT INC		\$1,240.00	2005	OTHER SERVICES
15339	WASHINGTON, NEWTON		\$350.00	2005	OTHER SERVICES
32334	WATER SPECIALISTS INC		\$150.00	2003	OTHER SERVICES
35258	WEBB RAWLS GALLERIES		\$29.03	2003	OTHER SERVICES
29406	WEBB RAWLS GALLERIES		\$69.10	2003	OTHER SERVICES
39411	WEBB RAWLS GALLERIES		\$98.86	2003	OTHER SERVICES
22975	WENTWORTH PRINTING CORP		\$211.62	2005	OTHER SERVICES
12155	WENTWORTH PRINTING CORP		\$121.80	2004	OTHER SERVICES
41481	WENTWORTH PRINTING CORP		\$4,572.75	2005	OTHER SERVICES
10988	WENTWORTH PRINTING CORP		\$4,000.00	2004	OTHER SERVICES
14886	WENTWORTH PRINTING CORP		\$1,180.20	2005	OTHER SERVICES
25108	WENTWORTH PRINTING CORP		\$2,420.00	2005	OTHER SERVICES
10758	WENTWORTH PRINTING CORP		\$1,608.60	2004	OTHER SERVICES
37676	WENTWORTH PRINTING CORP		\$3,815.00	2003	OTHER SERVICES
22200	WHITE CRANE CO INC		\$3,500.00	2005	OTHER SERVICES
39964	WHITE, KEVIN		\$440.00	2003	OTHER SERVICES
4596	WHITEHEAD, PHATEMA A		\$85.00	2004	OTHER SERVICES
11948	WHOLESALE INDUSTRIAL ELECTRONICS INC		\$210.00	2004	OTHER SERVICES
36394	WIGFALL, KAREN		\$200.00	2003	OTHER SERVICES
40296	WILCHER, GWENDOLYN		\$410.00	2003	OTHER SERVICES
20130	WILLIS, WILLIAM S		\$500.00	2005	OTHER SERVICES
42362	WILLIS, WILLIAM S		\$182.00	2005	OTHER SERVICES
12015	WILLIS, WILLIAM S		\$600.00	2004	OTHER SERVICES
26817	WILLIS, WILLIAM S		\$350.00	2005	OTHER SERVICES
40301	WILLIS, WILLIAM S		\$238.00	2003	OTHER SERVICES
6600	WILLIS, WILLIAM S		\$200.00	2004	OTHER SERVICES
39957	WILLIS, WILLIAM S		\$476.00	2003	OTHER SERVICES
2145	WILLIS, WILLIAM S		\$735.00	2004	OTHER SERVICES
34214	WILLIS, WILLIAM S		\$154.00	2003	OTHER SERVICES
16011	WILLIS, WILLIAM S		\$300.00	2005	OTHER SERVICES
17947	WILLIS, WILLIAM S		\$500.00	2005	OTHER SERVICES
11450	WILLIS, WILLIAM S		\$182.00	2004	OTHER SERVICES
38099	WILLIS, WILLIAM S		\$500.00	2003	OTHER SERVICES
31712	WILLIS, WILLIAM S		\$980.00	2003	OTHER SERVICES
24219	WILSON REPAIR SERVICE		\$421.15	2005	OTHER SERVICES
22120	WILSON REPAIR SERVICE		\$1,226.66	2005	OTHER SERVICES
42424	WILSON REPAIR SERVICE		\$315.06	2005	OTHER SERVICES
26237	WILSON REPAIR SERVICE		\$84.95	2005	OTHER SERVICES
22341	WILSON REPAIR SERVICE		\$148.55	2005	OTHER SERVICES
19967	WILSON REPAIR SERVICE		\$124.50	2005	OTHER SERVICES
21908	WILSON REPAIR SERVICE		\$237.00	2005	OTHER SERVICES
14615	WILSON REPAIR SERVICE		\$834.52	2004	OTHER SERVICES
25894	WILSON REPAIR SERVICE		\$33.70	2005	OTHER SERVICES
11041	WILSON REPAIR SERVICE		\$109.15	2004	OTHER SERVICES
39656	WILSON, JAMES JR		\$104.65	2003	OTHER SERVICES
34278	WILSON, JAMES JR		\$167.44	2003	OTHER SERVICES
31743	WILSON, JAMES JR		\$119.15	2003	OTHER SERVICES
34956	WILSON, JAMES JR		\$127.35	2003	OTHER SERVICES
5232	WILSON, JAMES JR		\$348.32	2004	OTHER SERVICES
19167	WIS TELEVISION		\$200.00	2005	OTHER SERVICES

OTHER SERVICES CONTRACTS

Appendix A

PURCHASE ORDER #	VENDOR NAME	ETHNICITY	AWARD AMOUNT	FY	BUSINESS CATEGORY
9657	WOODLEYS GARDEN CENTER		\$472.50	2004	OTHER SERVICES
22393	WRIGHT, JAMES		\$200.00	2005	OTHER SERVICES
31673	WRIGHT, JAMES		\$1,050.00	2003	OTHER SERVICES

GOODS AND SERVICES CONTRACTS

Appendix A

PURCHASE ORDER #	VENDOR NAME	ETHNICITY	AWARD AMOUNT	FY	BUSINESS CATEGORY
11766	A A A S FLOORING AMERICA INC	NONMINORITY MALE	\$7,178.28	2004	GOODS AND SUPPLIES
27141	A A A CONCRETE CONSTRUCTION LLC		\$450.00	2005	GOODS AND SUPPLIES
34231	A A A GREENTHUMB GREENHOUSES INC DBA PHILLIPS PLAN	AFRICAN AMERICAN	\$78.75	2003	GOODS AND SUPPLIES
35038	A A A GREENTHUMB GREENHOUSES INC DBA PHILLIPS PLAN	AFRICAN AMERICAN	\$117.33	2003	GOODS AND SUPPLIES
33456	A A A GREENTHUMB GREENHOUSES INC DBA PHILLIPS PLAN	AFRICAN AMERICAN	\$417.38	2003	GOODS AND SUPPLIES
32847	A A A GREENTHUMB GREENHOUSES INC DBA PHILLIPS PLAN	AFRICAN AMERICAN	\$477.50	2003	GOODS AND SUPPLIES
39963	A A A GREENTHUMB GREENHOUSES INC DBA PHILLIPS PLAN	AFRICAN AMERICAN	\$299.25	2003	GOODS AND SUPPLIES
42047	A A A GREENTHUMB GREENHOUSES INC DBA PHILLIPS PLAN	AFRICAN AMERICAN	\$1,428.00	2005	GOODS AND SUPPLIES
5501	A A A GREENTHUMB GREENHOUSES INC DBA PHILLIPS PLAN	AFRICAN AMERICAN	\$489.00	2004	GOODS AND SUPPLIES
13272	A A A GREENTHUMB GREENHOUSES INC DBA PHILLIPS PLAN	AFRICAN AMERICAN	\$472.50	2004	GOODS AND SUPPLIES
2824	A A A GREENTHUMB GREENHOUSES INC DBA PHILLIPS PLAN	AFRICAN AMERICAN	\$285.00	2004	GOODS AND SUPPLIES
17938	A A A GREENTHUMB GREENHOUSES INC DBA PHILLIPS PLAN	AFRICAN AMERICAN	\$489.00	2005	GOODS AND SUPPLIES
17937	A A A GREENTHUMB GREENHOUSES INC DBA PHILLIPS PLAN	AFRICAN AMERICAN	\$407.00	2005	GOODS AND SUPPLIES
1901	A A A OVERHEAD DOORS INC		\$300.00	2004	GOODS AND SUPPLIES
11657	A B & R TROPHY CO		\$23.63	2004	GOODS AND SUPPLIES
8556	A B & R TROPHY CO		\$330.00	2004	GOODS AND SUPPLIES
1260	A B & R TROPHY CO		\$39.38	2004	GOODS AND SUPPLIES
9212	A B & R TROPHY CO		\$365.40	2004	GOODS AND SUPPLIES
12319	A B & R TROPHY CO		\$152.25	2004	GOODS AND SUPPLIES
8294	A B & R TROPHY CO		\$375.90	2004	GOODS AND SUPPLIES
9536	A B & R TROPHY CO		\$133.88	2004	GOODS AND SUPPLIES
7147	A B & R TROPHY CO		\$97.23	2004	GOODS AND SUPPLIES
22154	A B & R TROPHY CO		\$7.88	2005	GOODS AND SUPPLIES
27098	A B & R TROPHY CO		\$153.70	2005	GOODS AND SUPPLIES
21936	A B & R TROPHY CO		\$7.88	2005	GOODS AND SUPPLIES
15138	A B & R TROPHY CO		\$39.38	2005	GOODS AND SUPPLIES
24158	A B & R TROPHY CO		\$15.75	2005	GOODS AND SUPPLIES
15420	A B & R TROPHY CO		\$300.00	2005	GOODS AND SUPPLIES
26129	A B & R TROPHY CO		\$39.38	2005	GOODS AND SUPPLIES
34855	A B C SUPPLY CO INC		\$20.85	2003	GOODS AND SUPPLIES
33554	A B C SUPPLY CO INC		\$63.01	2003	GOODS AND SUPPLIES
39741	A B C SUPPLY CO INC		\$265.73	2003	GOODS AND SUPPLIES
33776	A B C SUPPLY CO INC		\$88.20	2003	GOODS AND SUPPLIES
13843	A B C SUPPLY CO INC		\$431.76	2004	GOODS AND SUPPLIES

GOODS AND SERVICES CONTRACTS

Appendix A

PURCHASE ORDER #	VENDOR NAME	ETHNICITY	AWARD AMOUNT	FY	BUSINESS CATEGORY
10477	A B C SUPPLY CO INC		\$450.73	2004	GOODS AND SUPPLIES
15467	A B C SUPPLY CO INC		\$346.48	2005	GOODS AND SUPPLIES
23527	A B C SUPPLY CO INC		\$364.76	2005	GOODS AND SUPPLIES
15922	A B C SUPPLY CO INC		\$189.11	2005	GOODS AND SUPPLIES
6266	A D I INC		\$90.09	2004	GOODS AND SUPPLIES
8232	A D T SECURITY SYSTEMS		\$433.65	2004	GOODS AND SUPPLIES
3026	A O SALES INC		\$367.21	2004	GOODS AND SUPPLIES
11669	A O SALES INC		\$967.93	2004	GOODS AND SUPPLIES
20612	A O SALES INC		\$3,000.00	2005	GOODS AND SUPPLIES
22042	A O SALES INC		\$3,927.00	2005	GOODS AND SUPPLIES
22612	A O SALES INC		\$2,210.50	2005	GOODS AND SUPPLIES
21023	A O SALES INC		\$6,500.00	2005	GOODS AND SUPPLIES
21067	A O SALES INC		\$540.00	2005	GOODS AND SUPPLIES
22041	A O SALES INC		\$1,244.25	2005	GOODS AND SUPPLIES
20599	A O SALES INC		\$18,665.35	2005	GOODS AND SUPPLIES
24662	A O SALES INC		\$5,278.60	2005	GOODS AND SUPPLIES
9627	A P ELECTRIC SERVICE INC		\$112.79	2004	GOODS AND SUPPLIES
26891	A P ELECTRIC SERVICE INC		\$504.48	2005	GOODS AND SUPPLIES
17344	A P ELECTRIC SERVICE INC		\$31.65	2005	GOODS AND SUPPLIES
18072	A P ELECTRIC SERVICE INC		\$166.95	2005	GOODS AND SUPPLIES
21493	A P ELECTRIC SERVICE INC		\$413.44	2005	GOODS AND SUPPLIES
20636	A P ELECTRIC SERVICE INC		\$32.82	2005	GOODS AND SUPPLIES
40511	A T S PERFORMANCE		\$74.99	2003	GOODS AND SUPPLIES
40489	A T S PERFORMANCE		\$40.00	2003	GOODS AND SUPPLIES
30375	A T S PERFORMANCE		\$1,947.18	2003	GOODS AND SUPPLIES
4986	A T S PERFORMANCE		\$1,000.00	2004	GOODS AND SUPPLIES
38155	AARO RENTAL CENTER		\$57.75	2003	GOODS AND SUPPLIES
39766	AARO RENTAL CENTER		\$157.73	2003	GOODS AND SUPPLIES
29585	AARO RENTAL CENTER		\$105.00	2003	GOODS AND SUPPLIES
34591	AARO RENTAL CENTER		\$83.31	2003	GOODS AND SUPPLIES
30579	AARO RENTAL CENTER		\$671.55	2003	GOODS AND SUPPLIES
34954	AARO RENTAL CENTER		\$84.82	2003	GOODS AND SUPPLIES
36396	AARO RENTAL CENTER		\$36.75	2003	GOODS AND SUPPLIES
38703	AARO RENTAL CENTER		\$115.50	2003	GOODS AND SUPPLIES

GOODS AND SERVICES CONTRACTS

Appendix A

PURCHASE ORDER #	VENDOR NAME	ETHNICITY	AWARD AMOUNT	FY	BUSINESS CATEGORY
713	AARO RENTAL CENTER		\$157.73	2004	GOODS AND SUPPLIES
6141	AARO RENTAL CENTER		\$50.85	2004	GOODS AND SUPPLIES
8204	AARO RENTAL CENTER		\$73.00	2004	GOODS AND SUPPLIES
12875	AARO RENTAL CENTER		\$320.36	2004	GOODS AND SUPPLIES
871	AARO RENTAL CENTER		\$111.41	2004	GOODS AND SUPPLIES
7362	AARO RENTAL CENTER		\$73.50	2004	GOODS AND SUPPLIES
9861	AARO RENTAL CENTER		\$131.00	2004	GOODS AND SUPPLIES
17051	AARO RENTAL CENTER		\$498.75	2005	GOODS AND SUPPLIES
18793	AARO RENTAL CENTER		\$186.45	2005	GOODS AND SUPPLIES
26839	AARO RENTAL CENTER		\$367.50	2005	GOODS AND SUPPLIES
20129	AARO RENTAL CENTER		\$498.75	2005	GOODS AND SUPPLIES
19877	AARO RENTAL CENTER		\$119.49	2005	GOODS AND SUPPLIES
26521	AARO RENTAL CENTER		\$178.55	2005	GOODS AND SUPPLIES
21135	ABSOLUTE AQUATICS		\$933.45	2005	GOODS AND SUPPLIES
33728	ACCURATE MAPS & ATLAS INC		\$487.59	2003	GOODS AND SUPPLIES
41855	ACCURATE MAPS & ATLAS INC		\$79.01	2005	GOODS AND SUPPLIES
29237	ACCURATE MAPS & ATLAS INC		\$319.43	2003	GOODS AND SUPPLIES
31873	ACCURATE MAPS & ATLAS INC		\$487.59	2003	GOODS AND SUPPLIES
31918	ACCURATE MAPS & ATLAS INC		\$487.59	2003	GOODS AND SUPPLIES
39406	ACCURATE MAPS & ATLAS INC		\$47.80	2003	GOODS AND SUPPLIES
30645	ACCURATE MAPS & ATLAS INC		\$423.90	2003	GOODS AND SUPPLIES
40264	ACCURATE MAPS & ATLAS INC		\$268.19	2003	GOODS AND SUPPLIES
4230	ACCURATE MAPS & ATLAS INC		\$624.81	2004	GOODS AND SUPPLIES
7832	ACCURATE MAPS & ATLAS INC		\$876.75	2004	GOODS AND SUPPLIES
12469	ACCURATE MAPS & ATLAS INC		\$347.18	2004	GOODS AND SUPPLIES
12105	ACCURATE MAPS & ATLAS INC		\$522.38	2004	GOODS AND SUPPLIES
21634	ACCURATE MAPS & ATLAS INC		\$474.08	2005	GOODS AND SUPPLIES
20243	ACCURATE MAPS & ATLAS INC		\$472.50	2005	GOODS AND SUPPLIES
26899	ACCURATE MAPS & ATLAS INC		\$37.80	2005	GOODS AND SUPPLIES
20198	ACCURATE MAPS & ATLAS INC		\$522.38	2005	GOODS AND SUPPLIES
17822	ACCURATE MAPS & ATLAS INC		\$459.90	2005	GOODS AND SUPPLIES
34971	ACE GLASS CO INC	NONMINORITY MALE	\$66.15	2003	GOODS AND SUPPLIES
35132	ACE GLASS CO INC	NONMINORITY MALE	\$690.60	2003	GOODS AND SUPPLIES
37018	ACE GLASS CO INC	NONMINORITY MALE	\$84.00	2003	GOODS AND SUPPLIES

GOODS AND SERVICES CONTRACTS

Appendix A

PURCHASE ORDER #	VENDOR NAME	ETHNICITY	AWARD AMOUNT	FY	BUSINESS CATEGORY
34604	ACE GLASS CO INC	NONMINORITY MALE	\$450.00	2003	GOODS AND SUPPLIES
8090	ACE GLASS CO INC	NONMINORITY MALE	\$50.40	2004	GOODS AND SUPPLIES
7890	ACE GLASS CO INC	NONMINORITY MALE	\$54.60	2004	GOODS AND SUPPLIES
6446	ACE GLASS CO INC	NONMINORITY MALE	\$118.00	2004	GOODS AND SUPPLIES
12536	ACE GLASS CO INC	NONMINORITY MALE	\$50.40	2004	GOODS AND SUPPLIES
5335	ACE GLASS CO INC	NONMINORITY MALE	\$13.25	2004	GOODS AND SUPPLIES
9990	ACE GLASS CO INC	NONMINORITY MALE	\$210.00	2004	GOODS AND SUPPLIES
21626	ACE GLASS CO INC	NONMINORITY MALE	\$354.25	2005	GOODS AND SUPPLIES
28106	ACE GLASS CO INC	NONMINORITY MALE	\$190.80	2003	GOODS AND SUPPLIES
14811	ACE GLASS CO INC	NONMINORITY MALE	\$2,982.72	2005	GOODS AND SUPPLIES
21200	ACE GLASS CO INC	NONMINORITY MALE	\$10.50	2005	GOODS AND SUPPLIES
19506	ACE GLASS CO INC	NONMINORITY MALE	\$50.40	2005	GOODS AND SUPPLIES
25258	ACE GLASS CO INC	NONMINORITY MALE	\$262.50	2005	GOODS AND SUPPLIES
26556	ACE GLASS CO INC	NONMINORITY MALE	\$125.00	2005	GOODS AND SUPPLIES
23641	ACE GLASS CO INC	NONMINORITY MALE	\$110.25	2005	GOODS AND SUPPLIES
31893	ACTION RUBBER & GASKET INC		\$328.90	2003	GOODS AND SUPPLIES
31854	ACTION RUBBER & GASKET INC		\$36.14	2003	GOODS AND SUPPLIES
29272	ACTION RUBBER & GASKET INC		\$274.20	2003	GOODS AND SUPPLIES
41852	ACTION RUBBER & GASKET INC		\$63.00	2005	GOODS AND SUPPLIES
29738	ACTION RUBBER & GASKET INC		\$492.69	2003	GOODS AND SUPPLIES
3336	ACTION RUBBER & GASKET INC		\$700.00	2004	GOODS AND SUPPLIES
3315	ACTION RUBBER & GASKET INC		\$500.00	2004	GOODS AND SUPPLIES
24849	ACTION RUBBER & GASKET INC		\$493.20	2005	GOODS AND SUPPLIES
29019	ACTION RUBBER & GASKET INC		\$763.96	2003	GOODS AND SUPPLIES
26221	ACTION RUBBER & GASKET INC		\$19.85	2005	GOODS AND SUPPLIES
24845	ACTION RUBBER & GASKET INC		\$493.20	2005	GOODS AND SUPPLIES
20073	ACTION RUBBER & GASKET INC		\$146.71	2005	GOODS AND SUPPLIES
24329	ACTION RUBBER & GASKET INC		\$501.25	2005	GOODS AND SUPPLIES
17391	ACTION RUBBER & GASKET INC		\$183.57	2005	GOODS AND SUPPLIES
15509	ACTION RUBBER & GASKET INC		\$700.00	2005	GOODS AND SUPPLIES
29023	ACTION RUBBER & GASKET INC		\$972.19	2003	GOODS AND SUPPLIES
15512	ACTION RUBBER & GASKET INC		\$700.00	2005	GOODS AND SUPPLIES
33237	ACTION TRANSMISSION SERVICE		\$5,000.00	2003	GOODS AND SUPPLIES
32163	ADAPTIVE MOBILITY INC		\$56.70	2003	GOODS AND SUPPLIES

GOODS AND SERVICES CONTRACTS

Appendix A

PURCHASE ORDER #	VENDOR NAME	ETHNICITY	AWARD AMOUNT	FY	BUSINESS CATEGORY
2839	ADAPTIVE MOBILITY INC		\$93.20	2004	GOODS AND SUPPLIES
7191	ADDY DODGE	NONMINORITY MALE	\$53.50	2004	GOODS AND SUPPLIES
31422	ADMAGNETS INC		\$170.89	2003	GOODS AND SUPPLIES
21729	ADVANCE AUTO PARTS	NONMINORITY MALE	\$168.12	2005	GOODS AND SUPPLIES
23169	ADVANCE AUTO PARTS	NONMINORITY MALE	\$1,050.00	2005	GOODS AND SUPPLIES
25880	ADVANCE AUTO PARTS	NONMINORITY MALE	\$146.98	2005	GOODS AND SUPPLIES
26469	ADVANCE AUTO PARTS	NONMINORITY MALE	\$278.04	2005	GOODS AND SUPPLIES
26570	ADVANCE AUTO PARTS	NONMINORITY MALE	\$9.36	2005	GOODS AND SUPPLIES
22113	ADVANCE AUTO PARTS	NONMINORITY MALE	\$583.88	2005	GOODS AND SUPPLIES
25458	ADVANCE AUTO PARTS	NONMINORITY MALE	\$500.47	2005	GOODS AND SUPPLIES
26886	ADVANCE AUTO PARTS	NONMINORITY MALE	\$224.55	2005	GOODS AND SUPPLIES
26192	ADVANCE AUTO PARTS	NONMINORITY MALE	\$69.71	2005	GOODS AND SUPPLIES
21501	ADVANCE AUTO PARTS	NONMINORITY MALE	\$307.71	2005	GOODS AND SUPPLIES
21392	ADVANCE AUTO PARTS	NONMINORITY MALE	\$163.04	2005	GOODS AND SUPPLIES
27122	ADVANCE AUTO PARTS	NONMINORITY MALE	\$525.00	2005	GOODS AND SUPPLIES
22657	ADVANCE AUTO PARTS	NONMINORITY MALE	\$525.00	2005	GOODS AND SUPPLIES
5314	ADVANCED VIDEO INC		\$266.70	2004	GOODS AND SUPPLIES
5784	ADVANCED VIDEO INC		\$473.20	2004	GOODS AND SUPPLIES
5313	ADVANCED VIDEO INC		\$488.25	2004	GOODS AND SUPPLIES
26767	ADVANCED VIDEO INC		\$3,035.55	2005	GOODS AND SUPPLIES
41779	AIR CENTERS OF SOUTH CAROLINA INC		\$505.00	2005	GOODS AND SUPPLIES
9198	AIR CENTERS OF SOUTH CAROLINA INC		\$828.35	2004	GOODS AND SUPPLIES
13676	AIR CENTERS OF SOUTH CAROLINA INC		\$3,417.58	2004	GOODS AND SUPPLIES
27011	AIR CENTERS OF SOUTH CAROLINA INC		\$1,225.60	2005	GOODS AND SUPPLIES
21070	AIR CENTERS OF SOUTH CAROLINA INC		\$339.26	2005	GOODS AND SUPPLIES
26749	AIR CENTERS OF SOUTH CAROLINA INC		\$105.40	2005	GOODS AND SUPPLIES
21829	AIR CENTERS OF SOUTH CAROLINA INC		\$1,628.10	2005	GOODS AND SUPPLIES
17917	AIR CENTERS OF SOUTH CAROLINA INC		\$762.30	2005	GOODS AND SUPPLIES
24381	AIR CENTERS OF SOUTH CAROLINA INC		\$1,484.13	2005	GOODS AND SUPPLIES
33608	AIRSTAR INC		\$11.76	2003	GOODS AND SUPPLIES
37540	AIRSTAR INC		\$125.68	2003	GOODS AND SUPPLIES
30647	AIRSTAR INC		\$222.60	2003	GOODS AND SUPPLIES
7041	AIRSTAR INC		\$204.54	2004	GOODS AND SUPPLIES
15449	AIRSTAR INC		\$600.00	2005	GOODS AND SUPPLIES

GOODS AND SERVICES CONTRACTS

Appendix A

PURCHASE ORDER #	VENDOR NAME	ETHNICITY	AWARD AMOUNT	FY	BUSINESS CATEGORY
21917	AL RICH BUILDING SERVICES		\$94.59	2005	GOODS AND SUPPLIES
23057	AL RICH BUILDING SERVICES		\$1,044.00	2005	GOODS AND SUPPLIES
29069	ALL AMERICAN TROPHY CO INC		\$13.86	2003	GOODS AND SUPPLIES
35932	ALL AMERICAN TROPHY CO INC		\$22.68	2003	GOODS AND SUPPLIES
39644	ALL AMERICAN TROPHY CO INC		\$52.75	2003	GOODS AND SUPPLIES
36374	ALL AMERICAN TROPHY CO INC		\$455.97	2003	GOODS AND SUPPLIES
33461	ALL AMERICAN TROPHY CO INC		\$475.55	2003	GOODS AND SUPPLIES
33940	ALL AMERICAN TROPHY CO INC		\$336.74	2003	GOODS AND SUPPLIES
34892	ALL AMERICAN TROPHY CO INC		\$27.30	2003	GOODS AND SUPPLIES
39823	ALL AMERICAN TROPHY CO INC		\$140.07	2003	GOODS AND SUPPLIES
39865	ALL AMERICAN TROPHY CO INC		\$680.40	2003	GOODS AND SUPPLIES
34139	ALL AMERICAN TROPHY CO INC		\$455.06	2003	GOODS AND SUPPLIES
31382	ALL AMERICAN TROPHY CO INC		\$296.31	2003	GOODS AND SUPPLIES
36484	ALL AMERICAN TROPHY CO INC		\$29.93	2003	GOODS AND SUPPLIES
40436	ALL AMERICAN TROPHY CO INC		\$44.17	2003	GOODS AND SUPPLIES
35698	ALL AMERICAN TROPHY CO INC		\$21.95	2003	GOODS AND SUPPLIES
38597	ALL AMERICAN TROPHY CO INC		\$23.31	2003	GOODS AND SUPPLIES
39161	ALL AMERICAN TROPHY CO INC		\$453.60	2003	GOODS AND SUPPLIES
35559	ALL AMERICAN TROPHY CO INC		\$41.79	2003	GOODS AND SUPPLIES
35244	ALL AMERICAN TROPHY CO INC		\$40.16	2003	GOODS AND SUPPLIES
1117	ALL AMERICAN TROPHY CO INC		\$41.69	2004	GOODS AND SUPPLIES
12742	ALL AMERICAN TROPHY CO INC		\$180.00	2004	GOODS AND SUPPLIES
3535	ALL AMERICAN TROPHY CO INC		\$60.90	2004	GOODS AND SUPPLIES
7199	ALL AMERICAN TROPHY CO INC		\$31.50	2004	GOODS AND SUPPLIES
6771	ALL AMERICAN TROPHY CO INC		\$163.86	2004	GOODS AND SUPPLIES
4824	ALL AMERICAN TROPHY CO INC		\$25.41	2004	GOODS AND SUPPLIES
3685	ALL AMERICAN TROPHY CO INC		\$364.77	2004	GOODS AND SUPPLIES
7658	ALL AMERICAN TROPHY CO INC		\$40.16	2004	GOODS AND SUPPLIES
10992	ALL AMERICAN TROPHY CO INC		\$86.42	2004	GOODS AND SUPPLIES
1234	ALL AMERICAN TROPHY CO INC		\$281.99	2004	GOODS AND SUPPLIES
229	ALL AMERICAN TROPHY CO INC		\$18.17	2004	GOODS AND SUPPLIES
11238	ALL AMERICAN TROPHY CO INC		\$87.46	2004	GOODS AND SUPPLIES
11942	ALL AMERICAN TROPHY CO INC		\$41.48	2004	GOODS AND SUPPLIES
23663	ALL AMERICAN TROPHY CO INC		\$131.69	2005	GOODS AND SUPPLIES

GOODS AND SERVICES CONTRACTS

Appendix A

PURCHASE ORDER #	VENDOR NAME	ETHNICITY	AWARD AMOUNT	FY	BUSINESS CATEGORY
21806	ALL AMERICAN TROPHY CO INC		\$15.12	2005	GOODS AND SUPPLIES
18531	ALL AMERICAN TROPHY CO INC		\$105.21	2005	GOODS AND SUPPLIES
26920	ALL AMERICAN TROPHY CO INC		\$46.52	2005	GOODS AND SUPPLIES
18041	ALL AMERICAN TROPHY CO INC		\$714.42	2005	GOODS AND SUPPLIES
18496	ALL AMERICAN TROPHY CO INC		\$130.20	2005	GOODS AND SUPPLIES
18431	ALL AMERICAN TROPHY CO INC		\$209.50	2005	GOODS AND SUPPLIES
27081	ALL AMERICAN TROPHY CO INC		\$399.00	2005	GOODS AND SUPPLIES
21154	ALL AMERICAN TROPHY CO INC		\$173.85	2005	GOODS AND SUPPLIES
24858	ALL AMERICAN TROPHY CO INC		\$278.25	2005	GOODS AND SUPPLIES
23994	ALL AMERICAN TROPHY CO INC		\$420.00	2005	GOODS AND SUPPLIES
22535	ALL AMERICAN TROPHY CO INC		\$42.17	2005	GOODS AND SUPPLIES
19609	ALL AMERICAN TROPHY CO INC		\$367.50	2005	GOODS AND SUPPLIES
16222	ALL AMERICAN TROPHY CO INC		\$54.18	2005	GOODS AND SUPPLIES
18675	ALL AMERICAN TROPHY CO INC		\$79.38	2005	GOODS AND SUPPLIES
19923	ALL AMERICAN TROPHY CO INC		\$277.20	2005	GOODS AND SUPPLIES
15125	ALL AMERICAN TROPHY CO INC		\$70.51	2005	GOODS AND SUPPLIES
27660	ALL AMERICAN TROPHY CO INC		\$44.00	2003	GOODS AND SUPPLIES
32115	ALL MEDICAL INC		\$367.50	2003	GOODS AND SUPPLIES
29429	ALL PRO AUTO PARTS		\$161.46	2003	GOODS AND SUPPLIES
38570	ALL PRO AUTO PARTS		\$4,742.58	2003	GOODS AND SUPPLIES
37573	ALL PRO AUTO PARTS		\$4,954.32	2003	GOODS AND SUPPLIES
29526	ALL PRO AUTO PARTS		\$4,937.71	2003	GOODS AND SUPPLIES
32171	ALL PRO AUTO PARTS		\$5,005.22	2003	GOODS AND SUPPLIES
41552	ALL PRO AUTO PARTS		\$1,050.00	2005	GOODS AND SUPPLIES
36652	ALL PRO AUTO PARTS		\$4,953.98	2003	GOODS AND SUPPLIES
42423	ALL PRO AUTO PARTS		\$1,071.00	2005	GOODS AND SUPPLIES
30518	ALL PRO AUTO PARTS		\$5,061.63	2003	GOODS AND SUPPLIES
34985	ALL PRO AUTO PARTS		\$5,052.59	2003	GOODS AND SUPPLIES
40183	ALL PRO AUTO PARTS		\$1,043.33	2003	GOODS AND SUPPLIES
34352	ALL PRO AUTO PARTS		\$4,991.02	2003	GOODS AND SUPPLIES
39558	ALL PRO AUTO PARTS		\$5,007.23	2003	GOODS AND SUPPLIES
42289	ALL PRO AUTO PARTS		\$2,100.00	2005	GOODS AND SUPPLIES
33624	ALL PRO AUTO PARTS		\$5,077.55	2003	GOODS AND SUPPLIES
31794	ALL PRO AUTO PARTS		\$5,004.31	2003	GOODS AND SUPPLIES

GOODS AND SERVICES CONTRACTS

Appendix A

PURCHASE ORDER #	VENDOR NAME	ETHNICITY	AWARD AMOUNT	FY	BUSINESS CATEGORY
35918	ALL PRO AUTO PARTS		\$4,988.44	2003	GOODS AND SUPPLIES
40440	ALL PRO AUTO PARTS		\$1,014.27	2003	GOODS AND SUPPLIES
40602	ALL PRO AUTO PARTS		\$2.94	2003	GOODS AND SUPPLIES
11679	ALL PRO AUTO PARTS		\$2,100.00	2004	GOODS AND SUPPLIES
12527	ALL PRO AUTO PARTS		\$2,100.00	2004	GOODS AND SUPPLIES
11978	ALL PRO AUTO PARTS		\$2,100.00	2004	GOODS AND SUPPLIES
9411	ALL PRO AUTO PARTS		\$4,500.00	2004	GOODS AND SUPPLIES
3266	ALL PRO AUTO PARTS		\$4,500.00	2004	GOODS AND SUPPLIES
10132	ALL PRO AUTO PARTS		\$3,150.00	2004	GOODS AND SUPPLIES
152	ALL PRO AUTO PARTS		\$4,725.00	2004	GOODS AND SUPPLIES
4652	ALL PRO AUTO PARTS		\$4,500.00	2004	GOODS AND SUPPLIES
10856	ALL PRO AUTO PARTS		\$3,675.00	2004	GOODS AND SUPPLIES
5904	ALL PRO AUTO PARTS		\$4,500.00	2004	GOODS AND SUPPLIES
5253	ALL PRO AUTO PARTS		\$4,500.00	2004	GOODS AND SUPPLIES
13172	ALL PRO AUTO PARTS		\$2,100.00	2004	GOODS AND SUPPLIES
13183	ALL PRO AUTO PARTS		\$167.95	2004	GOODS AND SUPPLIES
2337	ALL PRO AUTO PARTS		\$4,500.00	2004	GOODS AND SUPPLIES
13513	ALL PRO AUTO PARTS		\$1,050.00	2004	GOODS AND SUPPLIES
8163	ALL PRO AUTO PARTS		\$4,500.00	2004	GOODS AND SUPPLIES
7532	ALL PRO AUTO PARTS		\$4,500.00	2004	GOODS AND SUPPLIES
13792	ALL PRO AUTO PARTS		\$1,050.00	2004	GOODS AND SUPPLIES
1212	ALL PRO AUTO PARTS		\$5,250.00	2004	GOODS AND SUPPLIES
6730	ALL PRO AUTO PARTS		\$4,500.00	2004	GOODS AND SUPPLIES
16474	ALL PRO AUTO PARTS		\$2,100.00	2005	GOODS AND SUPPLIES
26481	ALL PRO AUTO PARTS		\$2,100.00	2005	GOODS AND SUPPLIES
26887	ALL PRO AUTO PARTS		\$2,100.00	2005	GOODS AND SUPPLIES
14244	ALL PRO AUTO PARTS		\$1,050.00	2004	GOODS AND SUPPLIES
18066	ALL PRO AUTO PARTS		\$2,100.00	2005	GOODS AND SUPPLIES
22168	ALL PRO AUTO PARTS		\$5,250.00	2005	GOODS AND SUPPLIES
15525	ALL PRO AUTO PARTS		\$2,100.00	2005	GOODS AND SUPPLIES
19542	ALL PRO AUTO PARTS		\$2,100.00	2005	GOODS AND SUPPLIES
17005	ALL PRO AUTO PARTS		\$3,150.00	2005	GOODS AND SUPPLIES
20109	ALL PRO AUTO PARTS		\$2,100.00	2005	GOODS AND SUPPLIES
18542	ALL PRO AUTO PARTS		\$2,100.00	2005	GOODS AND SUPPLIES

GOODS AND SERVICES CONTRACTS

Appendix A

PURCHASE ORDER #	VENDOR NAME	ETHNICITY	AWARD AMOUNT	FY	BUSINESS CATEGORY
21393	ALL PRO AUTO PARTS		\$427.61	2005	GOODS AND SUPPLIES
18334	ALL PRO AUTO PARTS		\$2,100.00	2005	GOODS AND SUPPLIES
15713	ALL PRO AUTO PARTS		\$3,150.00	2005	GOODS AND SUPPLIES
25881	ALL PRO AUTO PARTS		\$2,100.00	2005	GOODS AND SUPPLIES
20964	ALL PRO AUTO PARTS		\$2,100.00	2005	GOODS AND SUPPLIES
23252	ALL PRO AUTO PARTS		\$5,250.00	2005	GOODS AND SUPPLIES
14909	ALL PRO AUTO PARTS		\$2,100.00	2005	GOODS AND SUPPLIES
19064	ALL PRO AUTO PARTS		\$2,100.00	2005	GOODS AND SUPPLIES
17637	ALL PRO AUTO PARTS		\$2,100.00	2005	GOODS AND SUPPLIES
15199	ALL PRO AUTO PARTS		\$467.71	2005	GOODS AND SUPPLIES
18973	ALL PRO AUTO PARTS		\$2,100.00	2005	GOODS AND SUPPLIES
25483	ALL PRO AUTO PARTS		\$2,100.00	2005	GOODS AND SUPPLIES
20266	ALL PRO AUTO PARTS		\$2,100.00	2005	GOODS AND SUPPLIES
20620	ALL PRO AUTO PARTS		\$2,100.00	2005	GOODS AND SUPPLIES
21283	ALL PRO AUTO PARTS		\$205.24	2005	GOODS AND SUPPLIES
24954	ALL PRO AUTO PARTS		\$3,150.00	2005	GOODS AND SUPPLIES
21665	ALL PRO AUTO PARTS		\$5,250.00	2005	GOODS AND SUPPLIES
24212	ALL PRO AUTO PARTS		\$3,150.00	2005	GOODS AND SUPPLIES
27416	ALL PRO AUTO PARTS		\$2,100.00	2005	GOODS AND SUPPLIES
18511	ALLENS COMPRESSOR SERVICE INC		\$476.28	2005	GOODS AND SUPPLIES
36945	ALLIED CONCRETE PRODUCTS LLC		\$993.35	2003	GOODS AND SUPPLIES
37063	ALLIED CONCRETE PRODUCTS LLC		\$142.65	2003	GOODS AND SUPPLIES
36591	ALLIED CONCRETE PRODUCTS LLC		\$135.24	2003	GOODS AND SUPPLIES
36692	ALLIED CONCRETE PRODUCTS LLC		\$218.51	2003	GOODS AND SUPPLIES
31410	ALLIED CONCRETE PRODUCTS LLC		\$139.52	2003	GOODS AND SUPPLIES
38585	ALLIED CONCRETE PRODUCTS LLC		\$137.81	2003	GOODS AND SUPPLIES
35761	ALLIED CONCRETE PRODUCTS LLC		\$217.23	2003	GOODS AND SUPPLIES
31822	ALLIED CONCRETE PRODUCTS LLC		\$1,382.80	2003	GOODS AND SUPPLIES
32930	ALLIED CONCRETE PRODUCTS LLC		\$259.14	2003	GOODS AND SUPPLIES
41379	ALLIED CONCRETE PRODUCTS LLC		\$408.24	2005	GOODS AND SUPPLIES
38194	ALLIED CONCRETE PRODUCTS LLC		\$226.80	2003	GOODS AND SUPPLIES
36691	ALLIED CONCRETE PRODUCTS LLC		\$259.14	2003	GOODS AND SUPPLIES
4686	ALLIED CONCRETE PRODUCTS LLC		\$238.14	2004	GOODS AND SUPPLIES
8123	ALLIED CONCRETE PRODUCTS LLC		\$283.35	2004	GOODS AND SUPPLIES

GOODS AND SERVICES CONTRACTS

Appendix A

PURCHASE ORDER #	VENDOR NAME	ETHNICITY	AWARD AMOUNT	FY	BUSINESS CATEGORY
10412	ALLIED CONCRETE PRODUCTS LLC		\$1,050.00	2004	GOODS AND SUPPLIES
13020	ALLIED CONCRETE PRODUCTS LLC		\$900.00	2004	GOODS AND SUPPLIES
1506	ALLIED CONCRETE PRODUCTS LLC		\$226.80	2004	GOODS AND SUPPLIES
13747	ALLIED CONCRETE PRODUCTS LLC		\$153.25	2004	GOODS AND SUPPLIES
3072	ALLIED CONCRETE PRODUCTS LLC		\$126.00	2004	GOODS AND SUPPLIES
6578	ALLIED CONCRETE PRODUCTS LLC		\$1,415.09	2004	GOODS AND SUPPLIES
13862	ALLIED CONCRETE PRODUCTS LLC		\$197.51	2004	GOODS AND SUPPLIES
22566	ALLIED CONCRETE PRODUCTS LLC		\$101.10	2005	GOODS AND SUPPLIES
18451	ALLIED CONCRETE PRODUCTS LLC		\$393.75	2005	GOODS AND SUPPLIES
19708	ALLIED CONCRETE PRODUCTS LLC		\$500.00	2005	GOODS AND SUPPLIES
31993	ALLIED METAL FABRICATORS INC		\$1,942.50	2003	GOODS AND SUPPLIES
39712	ALLIED METAL FABRICATORS INC		\$1,270.50	2003	GOODS AND SUPPLIES
39598	ALLIED METAL FABRICATORS INC		\$3,360.00	2003	GOODS AND SUPPLIES
32169	ALLIED METAL FABRICATORS INC		\$1,703.10	2003	GOODS AND SUPPLIES
10699	ALLIED METAL FABRICATORS INC		\$1,417.50	2004	GOODS AND SUPPLIES
108	ALLIED METAL FABRICATORS INC		\$1,050.00	2004	GOODS AND SUPPLIES
1185	ALLIED METAL FABRICATORS INC		\$1,302.00	2004	GOODS AND SUPPLIES
4911	ALLIED METAL FABRICATORS INC		\$1,575.00	2004	GOODS AND SUPPLIES
7347	ALLIED METAL FABRICATORS INC		\$472.50	2004	GOODS AND SUPPLIES
722	ALLIED METAL FABRICATORS INC		\$52.50	2004	GOODS AND SUPPLIES
5229	ALLIED METAL FABRICATORS INC		\$194.25	2004	GOODS AND SUPPLIES
5252	ALLIED METAL FABRICATORS INC		\$210.00	2004	GOODS AND SUPPLIES
8134	ALLIED METAL FABRICATORS INC		\$472.50	2004	GOODS AND SUPPLIES
6732	ALLIED METAL FABRICATORS INC		\$168.00	2004	GOODS AND SUPPLIES
397	ALLIED METAL FABRICATORS INC		\$267.75	2004	GOODS AND SUPPLIES
11508	ALLIED METAL FABRICATORS INC		\$236.25	2004	GOODS AND SUPPLIES
224	ALLIED METAL FABRICATORS INC		\$357.00	2004	GOODS AND SUPPLIES
18320	ALLIED METAL FABRICATORS INC		\$97.13	2005	GOODS AND SUPPLIES
26736	ALLIED METAL FABRICATORS INC		\$47.25	2005	GOODS AND SUPPLIES
24508	ALLIED METAL FABRICATORS INC		\$495.00	2005	GOODS AND SUPPLIES
9323	ALPHA INTEGRATED SYSTEMS INC		\$110.25	2004	GOODS AND SUPPLIES
1317	ALPINE SALES INC		\$190.89	2004	GOODS AND SUPPLIES
40203	AMERICAN BLUEPRINT CO		\$187.95	2003	GOODS AND SUPPLIES
29458	AMERICAN BLUEPRINT CO		\$205.80	2003	GOODS AND SUPPLIES

GOODS AND SERVICES CONTRACTS

Appendix A

PURCHASE ORDER #	VENDOR NAME	ETHNICITY	AWARD AMOUNT	FY	BUSINESS CATEGORY
38884	AMERICAN BLUEPRINT CO		\$22.18	2003	GOODS AND SUPPLIES
36155	AMERICAN BLUEPRINT CO		\$572.25	2003	GOODS AND SUPPLIES
34013	AMERICAN BLUEPRINT CO		\$278.55	2003	GOODS AND SUPPLIES
41310	AMERICAN BLUEPRINT CO		\$190.40	2005	GOODS AND SUPPLIES
39393	AMERICAN BLUEPRINT CO		\$58.38	2003	GOODS AND SUPPLIES
41198	AMERICAN BLUEPRINT CO		\$162.14	2005	GOODS AND SUPPLIES
38878	AMERICAN BLUEPRINT CO		\$59.09	2003	GOODS AND SUPPLIES
29776	AMERICAN BLUEPRINT CO		\$198.45	2003	GOODS AND SUPPLIES
38282	AMERICAN BLUEPRINT CO		\$416.73	2003	GOODS AND SUPPLIES
39669	AMERICAN BLUEPRINT CO		\$44.35	2003	GOODS AND SUPPLIES
32386	AMERICAN BLUEPRINT CO		\$1,942.50	2003	GOODS AND SUPPLIES
30651	AMERICAN BLUEPRINT CO		\$84.99	2003	GOODS AND SUPPLIES
39705	AMERICAN BLUEPRINT CO		\$59.22	2003	GOODS AND SUPPLIES
34011	AMERICAN BLUEPRINT CO		\$94.50	2003	GOODS AND SUPPLIES
38636	AMERICAN BLUEPRINT CO		\$138.60	2003	GOODS AND SUPPLIES
39793	AMERICAN BLUEPRINT CO		\$18.90	2003	GOODS AND SUPPLIES
37344	AMERICAN BLUEPRINT CO		\$72.19	2003	GOODS AND SUPPLIES
39026	AMERICAN BLUEPRINT CO		\$34.13	2003	GOODS AND SUPPLIES
41287	AMERICAN BLUEPRINT CO		\$68.25	2005	GOODS AND SUPPLIES
33218	AMERICAN BLUEPRINT CO		\$106.64	2003	GOODS AND SUPPLIES
11402	AMERICAN BLUEPRINT CO		\$165.82	2004	GOODS AND SUPPLIES
12610	AMERICAN BLUEPRINT CO		\$264.60	2004	GOODS AND SUPPLIES
7302	AMERICAN BLUEPRINT CO		\$142.80	2004	GOODS AND SUPPLIES
3726	AMERICAN BLUEPRINT CO		\$78.75	2004	GOODS AND SUPPLIES
13035	AMERICAN BLUEPRINT CO		\$106.84	2004	GOODS AND SUPPLIES
6335	AMERICAN BLUEPRINT CO		\$77.70	2004	GOODS AND SUPPLIES
4698	AMERICAN BLUEPRINT CO		\$2,192.40	2004	GOODS AND SUPPLIES
10712	AMERICAN BLUEPRINT CO		\$135.60	2004	GOODS AND SUPPLIES
1329	AMERICAN BLUEPRINT CO		\$294.00	2004	GOODS AND SUPPLIES
1101	AMERICAN BLUEPRINT CO		\$147.00	2004	GOODS AND SUPPLIES
10885	AMERICAN BLUEPRINT CO		\$93.45	2004	GOODS AND SUPPLIES
13842	AMERICAN BLUEPRINT CO		\$194.25	2004	GOODS AND SUPPLIES
9485	AMERICAN BLUEPRINT CO		\$811.76	2004	GOODS AND SUPPLIES
196	AMERICAN BLUEPRINT CO		\$294.00	2004	GOODS AND SUPPLIES

GOODS AND SERVICES CONTRACTS

Appendix A

PURCHASE ORDER #	VENDOR NAME	ETHNICITY	AWARD AMOUNT	FY	BUSINESS CATEGORY
5179	AMERICAN BLUEPRINT CO		\$9.45	2004	GOODS AND SUPPLIES
5719	AMERICAN BLUEPRINT CO		\$22.05	2004	GOODS AND SUPPLIES
7056	AMERICAN BLUEPRINT CO		\$260.82	2004	GOODS AND SUPPLIES
1939	AMERICAN BLUEPRINT CO		\$491.79	2004	GOODS AND SUPPLIES
5527	AMERICAN BLUEPRINT CO		\$36.75	2004	GOODS AND SUPPLIES
1704	AMERICAN BLUEPRINT CO		\$81.90	2004	GOODS AND SUPPLIES
8170	AMERICAN BLUEPRINT CO		\$102.59	2004	GOODS AND SUPPLIES
14375	AMERICAN BLUEPRINT CO		\$118.13	2004	GOODS AND SUPPLIES
25433	AMERICAN BLUEPRINT CO		\$600.00	2005	GOODS AND SUPPLIES
17554	AMERICAN BLUEPRINT CO		\$1,479.38	2005	GOODS AND SUPPLIES
18816	AMERICAN BLUEPRINT CO		\$117.00	2005	GOODS AND SUPPLIES
27553	AMERICAN BLUEPRINT CO		\$900.00	2005	GOODS AND SUPPLIES
35058	AMERICAN BUSINESS MACHINES INC		\$47.25	2003	GOODS AND SUPPLIES
30714	AMERICAN BUSINESS MACHINES INC		\$111.00	2003	GOODS AND SUPPLIES
31313	AMERICAN BUSINESS MACHINES INC		\$90.00	2003	GOODS AND SUPPLIES
11666	AMERICAN BUSINESS MACHINES INC		\$23.63	2004	GOODS AND SUPPLIES
484	AMERICAN BUSINESS MACHINES INC		\$94.50	2004	GOODS AND SUPPLIES
8706	AMERICAN BUSINESS MACHINES INC		\$157.50	2004	GOODS AND SUPPLIES
6752	AMERICAN BUSINESS MACHINES INC		\$216.00	2004	GOODS AND SUPPLIES
29817	AMERICAN EQUIPMENT CO INC		\$278.01	2003	GOODS AND SUPPLIES
31797	AMERICAN EQUIPMENT CO INC		\$3,566.20	2003	GOODS AND SUPPLIES
29566	AMERICAN EQUIPMENT CO INC		\$4,830.98	2003	GOODS AND SUPPLIES
21824	AMERICAN FIRE PROTECTION		\$774.90	2005	GOODS AND SUPPLIES
39720	AMERICAN POOLS & SPAS INC		\$249.27	2003	GOODS AND SUPPLIES
29984	AMERICAN POOLS & SPAS INC		\$173.99	2003	GOODS AND SUPPLIES
12733	AMERICAN POOLS & SPAS INC		\$487.00	2004	GOODS AND SUPPLIES
27453	AMERICAN POOLS & SPAS INC		\$476.70	2005	GOODS AND SUPPLIES
27622	AMERICAN POOLS & SPAS INC		\$485.10	2005	GOODS AND SUPPLIES
17206	AMERICAN POOLS & SPAS INC		\$300.00	2005	GOODS AND SUPPLIES
6528	AMERICAN SIGN SHOPS		\$63.00	2004	GOODS AND SUPPLIES
36516	AMERICAN SYSTEMS OF THE SOUTHEAST INC		\$419.14	2003	GOODS AND SUPPLIES
29694	AMERICAN TIME DATA INC	NONMINORITY MALE	\$108.63	2003	GOODS AND SUPPLIES
35049	AMERICAN TIME DATA INC	NONMINORITY MALE	\$47.25	2003	GOODS AND SUPPLIES
38033	AMERICAN TIME DATA INC	NONMINORITY MALE	\$362.25	2003	GOODS AND SUPPLIES

GOODS AND SERVICES CONTRACTS

Appendix A

PURCHASE ORDER #	VENDOR NAME	ETHNICITY	AWARD AMOUNT	FY	BUSINESS CATEGORY
18886	AMERICAN TIME DATA INC	NONMINORITY MALE	\$55.12	2005	GOODS AND SUPPLIES
28805	AMERICAN TIME DATA INC	NONMINORITY MALE	\$47.25	2003	GOODS AND SUPPLIES
31828	AMERICAN WRECKER SALES INC		\$108.68	2003	GOODS AND SUPPLIES
35869	AMERICAN WRECKER SALES INC		\$137.89	2003	GOODS AND SUPPLIES
34801	AMERICAN WRECKER SALES INC		\$162.58	2003	GOODS AND SUPPLIES
2888	AMERICAN WRECKER SALES INC		\$339.30	2004	GOODS AND SUPPLIES
8642	AMERICAN WRECKER SALES INC		\$136.50	2004	GOODS AND SUPPLIES
5074	AMERICAN WRECKER SALES INC		\$77.47	2004	GOODS AND SUPPLIES
5651	AMERICAN WRECKER SALES INC		\$617.79	2004	GOODS AND SUPPLIES
2158	AMERICAN WRECKER SALES INC		\$504.00	2004	GOODS AND SUPPLIES
26246	AMERICAN WRECKER SALES INC		\$33.20	2005	GOODS AND SUPPLIES
18353	AMERICAN WRECKER SALES INC		\$138.62	2005	GOODS AND SUPPLIES
15714	AMERICAN WRECKER SALES INC		\$194.80	2005	GOODS AND SUPPLIES
25551	AMERICAN WRECKER SALES INC		\$4,940.50	2005	GOODS AND SUPPLIES
20284	AMERICAN WRECKER SALES INC		\$98.60	2005	GOODS AND SUPPLIES
15526	AMERICAN WRECKER SALES INC		\$208.33	2005	GOODS AND SUPPLIES
17616	AMERICAN WRECKER SALES INC		\$167.40	2005	GOODS AND SUPPLIES
32395	AMERICAS BEST SECURITY DBA BOSU MANAGEMENT INC		\$493.50	2003	GOODS AND SUPPLIES
31897	AMERICAS BEST SECURITY DBA BOSU MANAGEMENT INC		\$987.00	2003	GOODS AND SUPPLIES
30693	AMERICAS BEST SECURITY DBA BOSU MANAGEMENT INC		\$987.00	2003	GOODS AND SUPPLIES
32392	AMERICAS BEST SECURITY DBA BOSU MANAGEMENT INC		\$885.96	2003	GOODS AND SUPPLIES
31474	AMERICAS BEST SECURITY DBA BOSU MANAGEMENT INC		\$493.50	2003	GOODS AND SUPPLIES
31475	AMERICAS BEST SECURITY DBA BOSU MANAGEMENT INC		\$893.40	2003	GOODS AND SUPPLIES
30951	AMERICAS BEST SECURITY DBA BOSU MANAGEMENT INC		\$987.00	2003	GOODS AND SUPPLIES
32391	AMERICAS BEST SECURITY DBA BOSU MANAGEMENT INC		\$493.50	2003	GOODS AND SUPPLIES
32396	AMERICAS BEST SECURITY DBA BOSU MANAGEMENT INC		\$893.40	2003	GOODS AND SUPPLIES
41983	AMERICAS WALLPAPER & BLINDS		\$133.00	2005	GOODS AND SUPPLIES
14476	AMERICAS WALLPAPER & BLINDS		\$3,824.21	2004	GOODS AND SUPPLIES
34350	AMICK EQUIPMENT CO INC		\$5,095.32	2003	GOODS AND SUPPLIES
40469	AMICK EQUIPMENT CO INC		\$2,796.66	2003	GOODS AND SUPPLIES
34958	AMICK EQUIPMENT CO INC		\$10,343.11	2003	GOODS AND SUPPLIES
39535	AMICK EQUIPMENT CO INC		\$2,338.62	2003	GOODS AND SUPPLIES
34984	AMICK EQUIPMENT CO INC		\$5,319.45	2003	GOODS AND SUPPLIES
32407	AMICK EQUIPMENT CO INC		\$4,864.67	2003	GOODS AND SUPPLIES

GOODS AND SERVICES CONTRACTS

Appendix A

PURCHASE ORDER #	VENDOR NAME	ETHNICITY	AWARD AMOUNT	FY	BUSINESS CATEGORY
30741	AMICK EQUIPMENT CO INC		\$4,632.81	2003	GOODS AND SUPPLIES
42445	AMICK EQUIPMENT CO INC		\$2,353.20	2005	GOODS AND SUPPLIES
37569	AMICK EQUIPMENT CO INC		\$5,100.60	2003	GOODS AND SUPPLIES
36280	AMICK EQUIPMENT CO INC		\$4,973.63	2003	GOODS AND SUPPLIES
33232	AMICK EQUIPMENT CO INC		\$8,952.69	2003	GOODS AND SUPPLIES
29189	AMICK EQUIPMENT CO INC		\$4,560.89	2003	GOODS AND SUPPLIES
32014	AMICK EQUIPMENT CO INC		\$5,954.00	2003	GOODS AND SUPPLIES
39214	AMICK EQUIPMENT CO INC		\$7,881.38	2003	GOODS AND SUPPLIES
42270	AMICK EQUIPMENT CO INC		\$201.16	2005	GOODS AND SUPPLIES
38572	AMICK EQUIPMENT CO INC		\$4,914.84	2003	GOODS AND SUPPLIES
42291	AMICK EQUIPMENT CO INC		\$2,100.00	2005	GOODS AND SUPPLIES
39606	AMICK EQUIPMENT CO INC		\$4,815.25	2003	GOODS AND SUPPLIES
38122	AMICK EQUIPMENT CO INC		\$6,789.30	2003	GOODS AND SUPPLIES
32001	AMICK EQUIPMENT CO INC		\$3,415.93	2003	GOODS AND SUPPLIES
29453	AMICK EQUIPMENT CO INC		\$853.58	2003	GOODS AND SUPPLIES
34270	AMICK EQUIPMENT CO INC		\$826.14	2003	GOODS AND SUPPLIES
31751	AMICK EQUIPMENT CO INC		\$5,151.36	2003	GOODS AND SUPPLIES
35916	AMICK EQUIPMENT CO INC		\$4,849.03	2003	GOODS AND SUPPLIES
32445	AMICK EQUIPMENT CO INC		\$2,242.99	2003	GOODS AND SUPPLIES
11201	AMICK EQUIPMENT CO INC		\$52.50	2004	GOODS AND SUPPLIES
11334	AMICK EQUIPMENT CO INC		\$330.79	2004	GOODS AND SUPPLIES
11680	AMICK EQUIPMENT CO INC		\$147.59	2004	GOODS AND SUPPLIES
5668	AMICK EQUIPMENT CO INC		\$20,663.42	2004	GOODS AND SUPPLIES
4166	AMICK EQUIPMENT CO INC		\$1,626.62	2004	GOODS AND SUPPLIES
7481	AMICK EQUIPMENT CO INC		\$4,500.00	2004	GOODS AND SUPPLIES
13289	AMICK EQUIPMENT CO INC		\$407.84	2004	GOODS AND SUPPLIES
4635	AMICK EQUIPMENT CO INC		\$748.13	2004	GOODS AND SUPPLIES
11844	AMICK EQUIPMENT CO INC		\$496.71	2004	GOODS AND SUPPLIES
2590	AMICK EQUIPMENT CO INC		\$4,500.00	2004	GOODS AND SUPPLIES
7368	AMICK EQUIPMENT CO INC		\$150,134.50	2004	GOODS AND SUPPLIES
13579	AMICK EQUIPMENT CO INC		\$1,080.75	2004	GOODS AND SUPPLIES
1192	AMICK EQUIPMENT CO INC		\$9,450.00	2004	GOODS AND SUPPLIES
13936	AMICK EQUIPMENT CO INC		\$5,535.69	2004	GOODS AND SUPPLIES
4479	AMICK EQUIPMENT CO INC		\$1,140.53	2004	GOODS AND SUPPLIES

GOODS AND SERVICES CONTRACTS

Appendix A

PURCHASE ORDER #	VENDOR NAME	ETHNICITY	AWARD AMOUNT	FY	BUSINESS CATEGORY
9308	AMICK EQUIPMENT CO INC		\$2,000.00	2004	GOODS AND SUPPLIES
392	AMICK EQUIPMENT CO INC		\$8,088.68	2004	GOODS AND SUPPLIES
12212	AMICK EQUIPMENT CO INC		\$2,890.52	2004	GOODS AND SUPPLIES
7225	AMICK EQUIPMENT CO INC		\$2,303.42	2004	GOODS AND SUPPLIES
7395	AMICK EQUIPMENT CO INC		\$1,075.20	2004	GOODS AND SUPPLIES
9823	AMICK EQUIPMENT CO INC		\$1,001.21	2004	GOODS AND SUPPLIES
8373	AMICK EQUIPMENT CO INC		\$967.60	2004	GOODS AND SUPPLIES
10189	AMICK EQUIPMENT CO INC		\$1,995.34	2004	GOODS AND SUPPLIES
12850	AMICK EQUIPMENT CO INC		\$568.50	2004	GOODS AND SUPPLIES
799	AMICK EQUIPMENT CO INC		\$4,000.00	2004	GOODS AND SUPPLIES
4987	AMICK EQUIPMENT CO INC		\$4,500.00	2004	GOODS AND SUPPLIES
13162	AMICK EQUIPMENT CO INC		\$345.62	2004	GOODS AND SUPPLIES
11981	AMICK EQUIPMENT CO INC		\$154.96	2004	GOODS AND SUPPLIES
13570	AMICK EQUIPMENT CO INC		\$675.62	2004	GOODS AND SUPPLIES
10791	AMICK EQUIPMENT CO INC		\$117.08	2004	GOODS AND SUPPLIES
11224	AMICK EQUIPMENT CO INC		\$2,580.72	2004	GOODS AND SUPPLIES
13187	AMICK EQUIPMENT CO INC		\$439.80	2004	GOODS AND SUPPLIES
7524	AMICK EQUIPMENT CO INC		\$1,302.74	2004	GOODS AND SUPPLIES
6213	AMICK EQUIPMENT CO INC		\$4,500.00	2004	GOODS AND SUPPLIES
12557	AMICK EQUIPMENT CO INC		\$293.61	2004	GOODS AND SUPPLIES
8641	AMICK EQUIPMENT CO INC		\$1,098.27	2004	GOODS AND SUPPLIES
12550	AMICK EQUIPMENT CO INC		\$764.61	2004	GOODS AND SUPPLIES
11270	AMICK EQUIPMENT CO INC		\$272.48	2004	GOODS AND SUPPLIES
8511	AMICK EQUIPMENT CO INC		\$345.15	2004	GOODS AND SUPPLIES
19645	AMICK EQUIPMENT CO INC		\$515.10	2005	GOODS AND SUPPLIES
17181	AMICK EQUIPMENT CO INC		\$2,100.00	2005	GOODS AND SUPPLIES
19507	AMICK EQUIPMENT CO INC		\$783.29	2005	GOODS AND SUPPLIES
19111	AMICK EQUIPMENT CO INC		\$3,763.20	2005	GOODS AND SUPPLIES
25228	AMICK EQUIPMENT CO INC		\$518.08	2005	GOODS AND SUPPLIES
21272	AMICK EQUIPMENT CO INC		\$799.51	2005	GOODS AND SUPPLIES
22648	AMICK EQUIPMENT CO INC		\$3,574.54	2005	GOODS AND SUPPLIES
21490	AMICK EQUIPMENT CO INC		\$1,584.74	2005	GOODS AND SUPPLIES
19065	AMICK EQUIPMENT CO INC		\$621.62	2005	GOODS AND SUPPLIES
26661	AMICK EQUIPMENT CO INC		\$2,100.00	2005	GOODS AND SUPPLIES

GOODS AND SERVICES CONTRACTS

Appendix A

PURCHASE ORDER #	VENDOR NAME	ETHNICITY	AWARD AMOUNT	FY	BUSINESS CATEGORY
21063	AMICK EQUIPMENT CO INC		\$3,108.00	2005	GOODS AND SUPPLIES
24956	AMICK EQUIPMENT CO INC		\$3,232.53	2005	GOODS AND SUPPLIES
26568	AMICK EQUIPMENT CO INC		\$633.41	2005	GOODS AND SUPPLIES
14624	AMICK EQUIPMENT CO INC		\$2,100.00	2004	GOODS AND SUPPLIES
23006	AMICK EQUIPMENT CO INC		\$1,438.01	2005	GOODS AND SUPPLIES
19472	AMICK EQUIPMENT CO INC		\$643.13	2005	GOODS AND SUPPLIES
25488	AMICK EQUIPMENT CO INC		\$513.19	2005	GOODS AND SUPPLIES
23190	AMICK EQUIPMENT CO INC		\$662.91	2005	GOODS AND SUPPLIES
27417	AMICK EQUIPMENT CO INC		\$2,100.00	2005	GOODS AND SUPPLIES
24687	AMICK EQUIPMENT CO INC		\$489.48	2005	GOODS AND SUPPLIES
20841	AMICK EQUIPMENT CO INC		\$2,100.00	2005	GOODS AND SUPPLIES
14460	AMICK EQUIPMENT CO INC		\$460.95	2004	GOODS AND SUPPLIES
18475	AMICK EQUIPMENT CO INC		\$2,100.00	2005	GOODS AND SUPPLIES
27572	AMICK EQUIPMENT CO INC		\$163,431.00	2005	GOODS AND SUPPLIES
17106	AMICK EQUIPMENT CO INC		\$1,387.58	2005	GOODS AND SUPPLIES
23171	AMICK EQUIPMENT CO INC		\$204.93	2005	GOODS AND SUPPLIES
26484	AMICK EQUIPMENT CO INC		\$2,100.00	2005	GOODS AND SUPPLIES
23181	AMICK EQUIPMENT CO INC		\$1,372.67	2005	GOODS AND SUPPLIES
25643	AMICK EQUIPMENT CO INC		\$2,100.00	2005	GOODS AND SUPPLIES
23187	AMICK EQUIPMENT CO INC		\$494.59	2005	GOODS AND SUPPLIES
23024	AMICK EQUIPMENT CO INC		\$233.81	2005	GOODS AND SUPPLIES
14313	AMICK EQUIPMENT CO INC		\$1,169.83	2004	GOODS AND SUPPLIES
20550	AMICK EQUIPMENT CO INC		\$2,100.00	2005	GOODS AND SUPPLIES
14170	AMICK EQUIPMENT CO INC		\$263.49	2004	GOODS AND SUPPLIES
17658	AMICK EQUIPMENT CO INC		\$3,150.00	2005	GOODS AND SUPPLIES
23636	AMICK EQUIPMENT CO INC		\$497.45	2005	GOODS AND SUPPLIES
15732	AMICK EQUIPMENT CO INC		\$2,840.05	2005	GOODS AND SUPPLIES
19949	AMICK EQUIPMENT CO INC		\$864.68	2005	GOODS AND SUPPLIES
23835	AMICK EQUIPMENT CO INC		\$1,978.29	2005	GOODS AND SUPPLIES
21849	AMICK EQUIPMENT CO INC		\$144.04	2005	GOODS AND SUPPLIES
18950	AMICK EQUIPMENT CO INC		\$3,150.00	2005	GOODS AND SUPPLIES
19782	AMICK EQUIPMENT CO INC		\$122.33	2005	GOODS AND SUPPLIES
26222	AMICK EQUIPMENT CO INC		\$2,072.30	2005	GOODS AND SUPPLIES
22086	AMICK EQUIPMENT CO INC		\$4,000.00	2005	GOODS AND SUPPLIES

GOODS AND SERVICES CONTRACTS

Appendix A

PURCHASE ORDER #	VENDOR NAME	ETHNICITY	AWARD AMOUNT	FY	BUSINESS CATEGORY
20272	AMICK EQUIPMENT CO INC		\$152.36	2005	GOODS AND SUPPLIES
21858	AMICK EQUIPMENT CO INC		\$794.52	2005	GOODS AND SUPPLIES
22115	AMICK EQUIPMENT CO INC		\$194.04	2005	GOODS AND SUPPLIES
26241	AMICK EQUIPMENT CO INC		\$313.55	2005	GOODS AND SUPPLIES
23953	AMICK EQUIPMENT CO INC		\$5,250.00	2005	GOODS AND SUPPLIES
20365	AMICK EQUIPMENT CO INC		\$178.96	2005	GOODS AND SUPPLIES
14231	AMICK EQUIPMENT CO INC		\$305.66	2004	GOODS AND SUPPLIES
17610	AMICK EQUIPMENT CO INC		\$845.05	2005	GOODS AND SUPPLIES
23495	AMICK EQUIPMENT CO INC		\$2,287.36	2005	GOODS AND SUPPLIES
14038	AMICK EQUIPMENT CO INC		\$92.53	2004	GOODS AND SUPPLIES
30437	ANOTHER PRINTER INC		\$1,395.00	2003	GOODS AND SUPPLIES
31098	ANOTHER PRINTER INC		\$366.98	2003	GOODS AND SUPPLIES
7665	ANOTHER PRINTER INC		\$1,259.93	2004	GOODS AND SUPPLIES
7922	ANOTHER PRINTER INC		\$659.97	2004	GOODS AND SUPPLIES
10442	ANOTHER PRINTER INC		\$1,246.50	2004	GOODS AND SUPPLIES
43	ANOTHER PRINTER INC		\$729.95	2004	GOODS AND SUPPLIES
5814	ANOTHER PRINTER INC		\$494.24	2004	GOODS AND SUPPLIES
18661	ANOTHER PRINTER INC		\$1,066.57	2005	GOODS AND SUPPLIES
26396	ANOTHER PRINTER INC		\$279.76	2005	GOODS AND SUPPLIES
24772	ANOTHER PRINTER INC		\$66.07	2005	GOODS AND SUPPLIES
25314	ANOTHER PRINTER INC		\$594.13	2005	GOODS AND SUPPLIES
24771	ANOTHER PRINTER INC		\$160.88	2005	GOODS AND SUPPLIES
24768	ANOTHER PRINTER INC		\$69.81	2005	GOODS AND SUPPLIES
24774	ANOTHER PRINTER INC		\$339.03	2005	GOODS AND SUPPLIES
25313	ANOTHER PRINTER INC		\$85.74	2005	GOODS AND SUPPLIES
25300	ANOTHER PRINTER INC		\$298.48	2005	GOODS AND SUPPLIES
23229	ANOTHER PRINTER INC		\$797.51	2005	GOODS AND SUPPLIES
32088	APPLIANCE PARTS CO INC		\$53.10	2003	GOODS AND SUPPLIES
40374	APPLIANCE PARTS CO INC		\$41.95	2003	GOODS AND SUPPLIES
38874	APPLIED INDUSTRIAL TECHNOLOGIES		\$390.32	2003	GOODS AND SUPPLIES
4606	APPLIED INDUSTRIAL TECHNOLOGIES		\$1,418.34	2004	GOODS AND SUPPLIES
4915	APPLIED INDUSTRIAL TECHNOLOGIES		\$788.25	2004	GOODS AND SUPPLIES
7636	APPLIED INDUSTRIAL TECHNOLOGIES		\$241.58	2004	GOODS AND SUPPLIES
17095	APPLIED INDUSTRIAL TECHNOLOGIES		\$1,796.09	2005	GOODS AND SUPPLIES

GOODS AND SERVICES CONTRACTS

Appendix A

PURCHASE ORDER #	VENDOR NAME	ETHNICITY	AWARD AMOUNT	FY	BUSINESS CATEGORY
23845	APPLIED INDUSTRIAL TECHNOLOGIES		\$2,935.00	2005	GOODS AND SUPPLIES
30406	APPLIED VIDEO SYSTEMS INC		\$187.95	2003	GOODS AND SUPPLIES
37475	APPLIED VIDEO SYSTEMS INC		\$250.00	2003	GOODS AND SUPPLIES
2820	AQUA SEAL MFG & ROOFING INC		\$1,500.00	2004	GOODS AND SUPPLIES
3969	AQUA SEAL MFG & ROOFING INC		\$65,899.00	2004	GOODS AND SUPPLIES
32500	ARCADIA CHEMICAL INC	AFRICAN AMERICAN	\$504.80	2003	GOODS AND SUPPLIES
35045	ARCADIA CHEMICAL INC	AFRICAN AMERICAN	\$252.55	2003	GOODS AND SUPPLIES
31386	ARCADIA CHEMICAL INC	AFRICAN AMERICAN	\$441.71	2003	GOODS AND SUPPLIES
30563	ARCADIA CHEMICAL INC	AFRICAN AMERICAN	\$336.24	2003	GOODS AND SUPPLIES
29906	ARCADIA CHEMICAL INC	AFRICAN AMERICAN	\$2,777.20	2003	GOODS AND SUPPLIES
11341	ARCADIA CHEMICAL INC	AFRICAN AMERICAN	\$1,000.00	2004	GOODS AND SUPPLIES
1064	ARCADIA CHEMICAL INC	AFRICAN AMERICAN	\$25.93	2004	GOODS AND SUPPLIES
19288	ARCADIA CHEMICAL INC	AFRICAN AMERICAN	\$500.00	2005	GOODS AND SUPPLIES
15865	ARCADIA CHEMICAL INC	AFRICAN AMERICAN	\$1,000.00	2005	GOODS AND SUPPLIES
28850	ARCADIA CHEMICAL INC	AFRICAN AMERICAN	\$189.80	2003	GOODS AND SUPPLIES
17431	ARCADIA CHEMICAL INC	AFRICAN AMERICAN	\$498.32	2005	GOODS AND SUPPLIES
39004	ARMOR GROUP HOLDING CO		\$75.00	2003	GOODS AND SUPPLIES
40781	ART IN A NUTSHELL		\$68.25	2003	GOODS AND SUPPLIES
12740	ART IN A NUTSHELL		\$300.00	2004	GOODS AND SUPPLIES
3684	ART IN A NUTSHELL		\$477.75	2004	GOODS AND SUPPLIES
19608	ART IN A NUTSHELL		\$520.00	2005	GOODS AND SUPPLIES
22807	ART WHITE OFFICE MACHINES INC		\$85.00	2005	GOODS AND SUPPLIES
35719	ASTRO AUTO ELECTRIC		\$152.25	2003	GOODS AND SUPPLIES
29767	ASTRO AUTO ELECTRIC		\$204.75	2003	GOODS AND SUPPLIES
31365	ASTRO AUTO ELECTRIC		\$89.25	2003	GOODS AND SUPPLIES
42368	ASTRO AUTO ELECTRIC		\$148.40	2005	GOODS AND SUPPLIES
38127	ASTRO AUTO ELECTRIC		\$99.75	2003	GOODS AND SUPPLIES
10458	ASTRO AUTO ELECTRIC		\$84.00	2004	GOODS AND SUPPLIES
11977	ASTRO AUTO ELECTRIC		\$131.25	2004	GOODS AND SUPPLIES
23836	ASTRO AUTO ELECTRIC		\$155.40	2005	GOODS AND SUPPLIES
20936	ASTRO AUTO ELECTRIC		\$173.25	2005	GOODS AND SUPPLIES
21000	ASTRO AUTO ELECTRIC		\$89.25	2005	GOODS AND SUPPLIES
38473	ATLANTA BREAD CO INC	NONMINORITY MALE	\$188.83	2003	GOODS AND SUPPLIES
40233	ATLAS GOLF CARS & BATTERIES INC		\$26.25	2003	GOODS AND SUPPLIES

GOODS AND SERVICES CONTRACTS

Appendix A

PURCHASE ORDER #	VENDOR NAME	ETHNICITY	AWARD AMOUNT	FY	BUSINESS CATEGORY
32379	ATLAS GOLF CARS & BATTERIES INC		\$6,510.00	2003	GOODS AND SUPPLIES
10686	ATLAS GOLF CARS & BATTERIES INC		\$118.75	2004	GOODS AND SUPPLIES
17875	ATLAS GOLF CARS & BATTERIES INC		\$404.99	2005	GOODS AND SUPPLIES
25869	ATLAS GOLF CARS & BATTERIES INC		\$156.00	2005	GOODS AND SUPPLIES
20654	ATLAS GOLF CARS & BATTERIES INC		\$415.00	2005	GOODS AND SUPPLIES
22293	AUDIO COMMUNICATION SYSTEMS INC		\$250.00	2005	GOODS AND SUPPLIES
16325	AUDIO COMMUNICATION SYSTEMS INC		\$995.00	2005	GOODS AND SUPPLIES
15099	AUDIO VISUAL		\$52.50	2005	GOODS AND SUPPLIES
36651	AUTO SAFETY GLASS & BUMPER		\$1,970.72	2003	GOODS AND SUPPLIES
38151	AUTO SAFETY GLASS & BUMPER		\$1,940.67	2003	GOODS AND SUPPLIES
35308	AUTO SAFETY GLASS & BUMPER		\$1,845.23	2003	GOODS AND SUPPLIES
31753	AUTO SAFETY GLASS & BUMPER		\$1,955.16	2003	GOODS AND SUPPLIES
32458	AUTO SAFETY GLASS & BUMPER		\$3,023.67	2003	GOODS AND SUPPLIES
13175	AUTO SAFETY GLASS & BUMPER		\$182.50	2004	GOODS AND SUPPLIES
9767	AUTO SAFETY GLASS & BUMPER		\$1,000.00	2004	GOODS AND SUPPLIES
9637	AUTO SAFETY GLASS & BUMPER		\$1,050.00	2004	GOODS AND SUPPLIES
27481	AUTO SAFETY GLASS & BUMPER		\$2,100.00	2005	GOODS AND SUPPLIES
14614	AUTO SAFETY GLASS & BUMPER		\$333.50	2004	GOODS AND SUPPLIES
19556	AUTO SAFETY GLASS & BUMPER		\$181.85	2005	GOODS AND SUPPLIES
42406	AUTOMOTIVE EQUIPMENT SERVICE CO		\$315.70	2005	GOODS AND SUPPLIES
12059	AUTOMOTIVE EQUIPMENT SERVICE CO		\$569.04	2004	GOODS AND SUPPLIES
3044	AUTOMOTIVE EQUIPMENT SERVICE CO		\$186.38	2004	GOODS AND SUPPLIES
13499	AUTOMOTIVE EQUIPMENT SERVICE CO		\$126.00	2004	GOODS AND SUPPLIES
7084	AUTOMOTIVE EQUIPMENT SERVICE CO		\$45.00	2004	GOODS AND SUPPLIES
5882	AUTOMOTIVE EQUIPMENT SERVICE CO		\$303.35	2004	GOODS AND SUPPLIES
18314	AUTOMOTIVE EQUIPMENT SERVICE CO		\$45.00	2005	GOODS AND SUPPLIES
16823	AUTOMOTIVE EQUIPMENT SERVICE CO		\$22.13	2005	GOODS AND SUPPLIES
17722	AUTOMOTIVE EQUIPMENT SERVICE CO		\$249.76	2005	GOODS AND SUPPLIES
30834	AUTOMOTIVE PARTS EXPRESS		\$145.90	2003	GOODS AND SUPPLIES
42287	AUTOMOTIVE PARTS EXPRESS		\$125.03	2005	GOODS AND SUPPLIES
31745	AUTOMOTIVE PARTS EXPRESS		\$860.58	2003	GOODS AND SUPPLIES
9291	AUTOMOTIVE PARTS EXPRESS		\$135.40	2004	GOODS AND SUPPLIES
10461	AUTOMOTIVE PARTS EXPRESS		\$125.95	2004	GOODS AND SUPPLIES
5631	AUTOMOTIVE PARTS EXPRESS		\$138.55	2004	GOODS AND SUPPLIES

GOODS AND SERVICES CONTRACTS

Appendix A

PURCHASE ORDER #	VENDOR NAME	ETHNICITY	AWARD AMOUNT	FY	BUSINESS CATEGORY
10177	AUTOMOTIVE PARTS EXPRESS		\$116.46	2004	GOODS AND SUPPLIES
8531	AUTOMOTIVE PARTS EXPRESS		\$136.45	2004	GOODS AND SUPPLIES
10777	AUTOMOTIVE PARTS EXPRESS		\$195.25	2004	GOODS AND SUPPLIES
2670	AUTOMOTIVE PARTS EXPRESS		\$131.71	2004	GOODS AND SUPPLIES
8661	AUTOMOTIVE PARTS EXPRESS		\$148.00	2004	GOODS AND SUPPLIES
8215	AUTOMOTIVE PARTS EXPRESS		\$121.75	2004	GOODS AND SUPPLIES
12823	AUTOMOTIVE PARTS EXPRESS		\$106.75	2004	GOODS AND SUPPLIES
11030	AUTOMOTIVE PARTS EXPRESS		\$127.21	2004	GOODS AND SUPPLIES
20842	AUTOMOTIVE PARTS EXPRESS		\$173.35	2005	GOODS AND SUPPLIES
25200	AUTOMOTIVE PARTS EXPRESS		\$2,100.00	2005	GOODS AND SUPPLIES
15734	AUTOMOTIVE PARTS EXPRESS		\$243.20	2005	GOODS AND SUPPLIES
25136	AUTOMOTIVE PARTS EXPRESS		\$134.35	2005	GOODS AND SUPPLIES
17639	AUTOMOTIVE PARTS EXPRESS		\$149.05	2005	GOODS AND SUPPLIES
19510	AUTOMOTIVE PARTS EXPRESS		\$145.90	2005	GOODS AND SUPPLIES
21190	AUTOMOTIVE PARTS EXPRESS		\$119.65	2005	GOODS AND SUPPLIES
23012	AUTOMOTIVE PARTS EXPRESS		\$223.60	2005	GOODS AND SUPPLIES
14616	AUTOMOTIVE PARTS EXPRESS		\$203.60	2004	GOODS AND SUPPLIES
18705	AUTOMOTIVE PARTS EXPRESS		\$117.55	2005	GOODS AND SUPPLIES
23001	AUTOMOTIVE PARTS EXPRESS		\$115.45	2005	GOODS AND SUPPLIES
15019	AUTOMOTIVE PARTS EXPRESS		\$94.50	2005	GOODS AND SUPPLIES
20570	AUTOMOTIVE PARTS EXPRESS		\$92.35	2005	GOODS AND SUPPLIES
17629	AUTOMOTIVE PARTS EXPRESS		\$101.80	2005	GOODS AND SUPPLIES
19443	AUTOMOTIVE PARTS EXPRESS		\$127.95	2005	GOODS AND SUPPLIES
15731	AUTOMOTIVE PARTS EXPRESS		\$312.80	2005	GOODS AND SUPPLIES
18712	AUTOMOTIVE PARTS EXPRESS		\$110.72	2005	GOODS AND SUPPLIES
16830	AUTOMOTIVE PARTS EXPRESS		\$159.55	2005	GOODS AND SUPPLIES
19445	AUTOMOTIVE PARTS EXPRESS		\$104.95	2005	GOODS AND SUPPLIES
14663	AUTOMOTIVE PARTS EXPRESS		\$106.75	2004	GOODS AND SUPPLIES
18313	AUTOMOTIVE PARTS EXPRESS		\$134.35	2005	GOODS AND SUPPLIES
20108	AUTOMOTIVE PARTS EXPRESS		\$110.72	2005	GOODS AND SUPPLIES
21857	AUTOMOTIVE PARTS EXPRESS		\$192.10	2005	GOODS AND SUPPLIES
21845	AUTOMOTIVE PARTS EXPRESS		\$266.60	2005	GOODS AND SUPPLIES
24610	AUTOMOTIVE PARTS EXPRESS		\$119.65	2005	GOODS AND SUPPLIES
24613	B & E TRUCKS & EQUIPMENT		\$33.80	2005	GOODS AND SUPPLIES

GOODS AND SERVICES CONTRACTS

Appendix A

PURCHASE ORDER #	VENDOR NAME	ETHNICITY	AWARD AMOUNT	FY	BUSINESS CATEGORY
24309	B & E TRUCKS & EQUIPMENT		\$1,048.32	2005	GOODS AND SUPPLIES
35727	B & W LUMBER		\$56.78	2003	GOODS AND SUPPLIES
31315	B & W LUMBER		\$15.28	2003	GOODS AND SUPPLIES
30340	B & W LUMBER		\$41.06	2003	GOODS AND SUPPLIES
13302	B & W LUMBER		\$47.78	2004	GOODS AND SUPPLIES
11012	B & W LUMBER		\$60.73	2004	GOODS AND SUPPLIES
8036	B & W LUMBER		\$80.37	2004	GOODS AND SUPPLIES
13301	B & W LUMBER		\$61.00	2004	GOODS AND SUPPLIES
26766	B & W LUMBER		\$173.77	2005	GOODS AND SUPPLIES
26647	B & W LUMBER		\$173.77	2005	GOODS AND SUPPLIES
14539	B & W LUMBER		\$330.42	2004	GOODS AND SUPPLIES
26765	B & W LUMBER		\$121.80	2005	GOODS AND SUPPLIES
18648	B & W LUMBER		\$389.24	2005	GOODS AND SUPPLIES
22695	B & W LUMBER		\$50.93	2005	GOODS AND SUPPLIES
24349	B P BARBER & ASSOC INC	NONMINORITY MALE	\$2,402.72	2005	GOODS AND SUPPLIES
42138	B V P INC DBA JOHNSTONE SUPPLY OF COLUMBIA		\$167.13	2005	GOODS AND SUPPLIES
42057	B V P INC DBA JOHNSTONE SUPPLY OF COLUMBIA		\$3,726.32	2005	GOODS AND SUPPLIES
40278	B V P INC DBA JOHNSTONE SUPPLY OF COLUMBIA		\$1,281.44	2003	GOODS AND SUPPLIES
42141	B V P INC DBA JOHNSTONE SUPPLY OF COLUMBIA		\$446.85	2005	GOODS AND SUPPLIES
42062	B V P INC DBA JOHNSTONE SUPPLY OF COLUMBIA		\$2,000.00	2005	GOODS AND SUPPLIES
8806	B V P INC DBA JOHNSTONE SUPPLY OF COLUMBIA		\$261.00	2004	GOODS AND SUPPLIES
7039	B V P INC DBA JOHNSTONE SUPPLY OF COLUMBIA		\$360.00	2004	GOODS AND SUPPLIES
5398	B V P INC DBA JOHNSTONE SUPPLY OF COLUMBIA		\$4,851.00	2004	GOODS AND SUPPLIES
1793	B V P INC DBA JOHNSTONE SUPPLY OF COLUMBIA		\$349.98	2004	GOODS AND SUPPLIES
9346	B V P INC DBA JOHNSTONE SUPPLY OF COLUMBIA		\$146.96	2004	GOODS AND SUPPLIES
2456	B V P INC DBA JOHNSTONE SUPPLY OF COLUMBIA		\$45.77	2004	GOODS AND SUPPLIES
9348	B V P INC DBA JOHNSTONE SUPPLY OF COLUMBIA		\$371.84	2004	GOODS AND SUPPLIES
13383	B V P INC DBA JOHNSTONE SUPPLY OF COLUMBIA		\$307.24	2004	GOODS AND SUPPLIES
13694	B V P INC DBA JOHNSTONE SUPPLY OF COLUMBIA		\$1,000.00	2004	GOODS AND SUPPLIES
9149	B V P INC DBA JOHNSTONE SUPPLY OF COLUMBIA		\$114.00	2004	GOODS AND SUPPLIES
3288	B V P INC DBA JOHNSTONE SUPPLY OF COLUMBIA		\$83.81	2004	GOODS AND SUPPLIES
13750	B V P INC DBA JOHNSTONE SUPPLY OF COLUMBIA		\$971.96	2004	GOODS AND SUPPLIES
8869	B V P INC DBA JOHNSTONE SUPPLY OF COLUMBIA		\$1,049.45	2004	GOODS AND SUPPLIES
2880	B V P INC DBA JOHNSTONE SUPPLY OF COLUMBIA		\$1,900.53	2004	GOODS AND SUPPLIES

GOODS AND SERVICES CONTRACTS

Appendix A

PURCHASE ORDER #	VENDOR NAME	ETHNICITY	AWARD AMOUNT	FY	BUSINESS CATEGORY
6467	B V P INC DBA JOHNSTONE SUPPLY OF COLUMBIA		\$1,846.85	2004	GOODS AND SUPPLIES
3779	B V P INC DBA JOHNSTONE SUPPLY OF COLUMBIA		\$249.00	2004	GOODS AND SUPPLIES
20910	B V P INC DBA JOHNSTONE SUPPLY OF COLUMBIA		\$368.72	2005	GOODS AND SUPPLIES
21085	B V P INC DBA JOHNSTONE SUPPLY OF COLUMBIA		\$750.00	2005	GOODS AND SUPPLIES
20861	B V P INC DBA JOHNSTONE SUPPLY OF COLUMBIA		\$967.88	2005	GOODS AND SUPPLIES
27339	B V P INC DBA JOHNSTONE SUPPLY OF COLUMBIA		\$242.25	2005	GOODS AND SUPPLIES
24402	B V P INC DBA JOHNSTONE SUPPLY OF COLUMBIA		\$1,136.95	2005	GOODS AND SUPPLIES
22494	B V P INC DBA JOHNSTONE SUPPLY OF COLUMBIA		\$300.00	2005	GOODS AND SUPPLIES
25152	B V P INC DBA JOHNSTONE SUPPLY OF COLUMBIA		\$450.00	2005	GOODS AND SUPPLIES
27626	B V P INC DBA JOHNSTONE SUPPLY OF COLUMBIA		\$167.13	2005	GOODS AND SUPPLIES
25277	B V P INC DBA JOHNSTONE SUPPLY OF COLUMBIA		\$313.44	2005	GOODS AND SUPPLIES
17123	B V P INC DBA JOHNSTONE SUPPLY OF COLUMBIA		\$626.42	2005	GOODS AND SUPPLIES
27338	B V P INC DBA JOHNSTONE SUPPLY OF COLUMBIA		\$103.66	2005	GOODS AND SUPPLIES
16184	B V P INC DBA JOHNSTONE SUPPLY OF COLUMBIA		\$3,000.00	2005	GOODS AND SUPPLIES
29742	B W CLARK INC		\$324.48	2003	GOODS AND SUPPLIES
37319	B W CLARK INC		\$200.97	2003	GOODS AND SUPPLIES
29643	B W CLARK INC		\$164.01	2003	GOODS AND SUPPLIES
34054	B W CLARK INC		\$137.60	2003	GOODS AND SUPPLIES
32609	B W CLARK INC		\$151.76	2003	GOODS AND SUPPLIES
29735	B W CLARK INC		\$352.42	2003	GOODS AND SUPPLIES
13352	B W CLARK INC		\$319.20	2004	GOODS AND SUPPLIES
13351	B W CLARK INC		\$349.59	2004	GOODS AND SUPPLIES
2656	B W CLARK INC		\$447.30	2004	GOODS AND SUPPLIES
14302	B W CLARK INC		\$415.33	2004	GOODS AND SUPPLIES
21238	B W CLARK INC		\$114.67	2005	GOODS AND SUPPLIES
22608	B W CLARK INC		\$30.74	2005	GOODS AND SUPPLIES
19211	B W CLARK INC		\$191.77	2005	GOODS AND SUPPLIES
21954	B W CLARK INC		\$735.12	2005	GOODS AND SUPPLIES
16730	B W CLARK INC		\$777.00	2005	GOODS AND SUPPLIES
25411	B W CLARK INC		\$30.74	2005	GOODS AND SUPPLIES
35430	BABCOCK INDUSTRIAL SERVICES		\$190.00	2003	GOODS AND SUPPLIES
4893	BABCOCK INDUSTRIAL SERVICES		\$250.00	2004	GOODS AND SUPPLIES
9489	BABCOCK INDUSTRIAL SERVICES		\$250.00	2004	GOODS AND SUPPLIES
10714	BABCOCK INDUSTRIAL SERVICES		\$56.70	2004	GOODS AND SUPPLIES

GOODS AND SERVICES CONTRACTS

Appendix A

PURCHASE ORDER #	VENDOR NAME	ETHNICITY	AWARD AMOUNT	FY	BUSINESS CATEGORY
6157	BABCOCK INDUSTRIAL SERVICES		\$367.50	2004	GOODS AND SUPPLIES
23968	BABCOCK INDUSTRIAL SERVICES		\$178.50	2005	GOODS AND SUPPLIES
27101	BABCOCK INDUSTRIAL SERVICES		\$250.00	2005	GOODS AND SUPPLIES
21418	BABCOCK INDUSTRIAL SERVICES		\$250.00	2005	GOODS AND SUPPLIES
31726	BAKER DISTRIBUTING CO		\$61.94	2003	GOODS AND SUPPLIES
29538	BAKER DISTRIBUTING CO		\$94.25	2003	GOODS AND SUPPLIES
34541	BAKER DISTRIBUTING CO		\$87.68	2003	GOODS AND SUPPLIES
36210	BAKER DISTRIBUTING CO		\$28.88	2003	GOODS AND SUPPLIES
30361	BAKER DISTRIBUTING CO		\$50.32	2003	GOODS AND SUPPLIES
41907	BAKER DISTRIBUTING CO		\$106.28	2005	GOODS AND SUPPLIES
32741	BAKER DISTRIBUTING CO		\$38.52	2003	GOODS AND SUPPLIES
29523	BAKER DISTRIBUTING CO		\$39.38	2003	GOODS AND SUPPLIES
36886	BAKER DISTRIBUTING CO		\$48.09	2003	GOODS AND SUPPLIES
34603	BAKER DISTRIBUTING CO		\$53.32	2003	GOODS AND SUPPLIES
36669	BAKER DISTRIBUTING CO		\$25.05	2003	GOODS AND SUPPLIES
29073	BAKER DISTRIBUTING CO		\$30.96	2003	GOODS AND SUPPLIES
39176	BAKER DISTRIBUTING CO		\$1,435.38	2003	GOODS AND SUPPLIES
31380	BAKER DISTRIBUTING CO		\$129.70	2003	GOODS AND SUPPLIES
29099	BAKER DISTRIBUTING CO		\$221.37	2003	GOODS AND SUPPLIES
32757	BAKER DISTRIBUTING CO		\$51.60	2003	GOODS AND SUPPLIES
34377	BAKER DISTRIBUTING CO		\$485.77	2003	GOODS AND SUPPLIES
13203	BAKER DISTRIBUTING CO		\$25.28	2004	GOODS AND SUPPLIES
10851	BAKER DISTRIBUTING CO		\$1,603.04	2004	GOODS AND SUPPLIES
6471	BAKER DISTRIBUTING CO		\$1,777.00	2004	GOODS AND SUPPLIES
4012	BAKER DISTRIBUTING CO		\$493.00	2004	GOODS AND SUPPLIES
4222	BAKER DISTRIBUTING CO		\$294.21	2004	GOODS AND SUPPLIES
12796	BAKER DISTRIBUTING CO		\$39.90	2004	GOODS AND SUPPLIES
1792	BAKER DISTRIBUTING CO		\$138.13	2004	GOODS AND SUPPLIES
10468	BAKER DISTRIBUTING CO		\$70.82	2004	GOODS AND SUPPLIES
705	BAKER DISTRIBUTING CO		\$74.75	2004	GOODS AND SUPPLIES
12222	BAKER DISTRIBUTING CO		\$315.00	2004	GOODS AND SUPPLIES
174	BAKER DISTRIBUTING CO		\$141.36	2004	GOODS AND SUPPLIES
3847	BAKER DISTRIBUTING CO		\$138.14	2004	GOODS AND SUPPLIES
20859	BAKER DISTRIBUTING CO		\$36.21	2005	GOODS AND SUPPLIES

GOODS AND SERVICES CONTRACTS

Appendix A

PURCHASE ORDER #	VENDOR NAME	ETHNICITY	AWARD AMOUNT	FY	BUSINESS CATEGORY
15463	BAKER DISTRIBUTING CO		\$191.10	2005	GOODS AND SUPPLIES
15550	BAKER DISTRIBUTING CO		\$25.28	2005	GOODS AND SUPPLIES
28831	BAKER DISTRIBUTING CO		\$290.33	2003	GOODS AND SUPPLIES
16027	BAKER DISTRIBUTING CO		\$55.20	2005	GOODS AND SUPPLIES
22138	BAKER DISTRIBUTING CO		\$105.28	2005	GOODS AND SUPPLIES
25331	BAKER DISTRIBUTING CO		\$33.61	2005	GOODS AND SUPPLIES
37339	BANK & BUSINESS SYSTEMS INC		\$224.00	2003	GOODS AND SUPPLIES
37647	BANK & BUSINESS SYSTEMS INC		\$1,357.00	2003	GOODS AND SUPPLIES
13671	BANK & BUSINESS SYSTEMS INC		\$100.00	2004	GOODS AND SUPPLIES
27462	BANK & BUSINESS SYSTEMS INC		\$63.00	2005	GOODS AND SUPPLIES
18857	BARNES & NOBLE BOOKSELLERS		\$86.34	2005	GOODS AND SUPPLIES
25009	BARNETTES WALLCOVERINGS		\$617.15	2005	GOODS AND SUPPLIES
30568	BARRONS OUTFITTERS INC		\$48.25	2003	GOODS AND SUPPLIES
3216	BASKETS OF JOY		\$228.90	2004	GOODS AND SUPPLIES
13869	BATTERIES PLUS INC		\$565.95	2004	GOODS AND SUPPLIES
13226	BATTERIES PLUS INC		\$926.10	2004	GOODS AND SUPPLIES
21557	BATTERIES PLUS INC		\$4,939.20	2005	GOODS AND SUPPLIES
17203	BATTERIES PLUS INC		\$148.00	2005	GOODS AND SUPPLIES
17162	BATTERIES PLUS INC		\$4,939.20	2005	GOODS AND SUPPLIES
26616	BATTERIES PLUS INC		\$4,887.75	2005	GOODS AND SUPPLIES
15041	BATTERIES PLUS INC		\$1,029.00	2005	GOODS AND SUPPLIES
29554	BATTERY MART INC		\$104.86	2003	GOODS AND SUPPLIES
29729	BATTERY MART INC		\$841.83	2003	GOODS AND SUPPLIES
35427	BEARING DISTRIBUTORS INC		\$469.36	2003	GOODS AND SUPPLIES
40061	BEARING DISTRIBUTORS INC		\$108.15	2003	GOODS AND SUPPLIES
38680	BEARING DISTRIBUTORS INC		\$62.58	2003	GOODS AND SUPPLIES
37247	BEARING DISTRIBUTORS INC		\$412.99	2003	GOODS AND SUPPLIES
37292	BEARING DISTRIBUTORS INC		\$1,962.37	2003	GOODS AND SUPPLIES
41844	BEARING DISTRIBUTORS INC		\$23.86	2005	GOODS AND SUPPLIES
33210	BEARING DISTRIBUTORS INC		\$2,149.19	2003	GOODS AND SUPPLIES
41847	BEARING DISTRIBUTORS INC		\$187.74	2005	GOODS AND SUPPLIES
32320	BEARING DISTRIBUTORS INC		\$1,415.09	2003	GOODS AND SUPPLIES
39340	BEARING DISTRIBUTORS INC		\$148.21	2003	GOODS AND SUPPLIES
36668	BEARING DISTRIBUTORS INC		\$25.57	2003	GOODS AND SUPPLIES

GOODS AND SERVICES CONTRACTS

Appendix A

PURCHASE ORDER #	VENDOR NAME	ETHNICITY	AWARD AMOUNT	FY	BUSINESS CATEGORY
29225	BEARING DISTRIBUTORS INC		\$4,933.39	2003	GOODS AND SUPPLIES
32188	BEARING DISTRIBUTORS INC		\$105.00	2003	GOODS AND SUPPLIES
39761	BEARING DISTRIBUTORS INC		\$144.80	2003	GOODS AND SUPPLIES
33209	BEARING DISTRIBUTORS INC		\$752.41	2003	GOODS AND SUPPLIES
41977	BEARING DISTRIBUTORS INC		\$946.59	2005	GOODS AND SUPPLIES
30387	BEARING DISTRIBUTORS INC		\$2,417.63	2003	GOODS AND SUPPLIES
33781	BEARING DISTRIBUTORS INC		\$425.61	2003	GOODS AND SUPPLIES
41581	BEARING DISTRIBUTORS INC		\$38.69	2005	GOODS AND SUPPLIES
34947	BEARING DISTRIBUTORS INC		\$338.32	2003	GOODS AND SUPPLIES
35446	BEARING DISTRIBUTORS INC		\$909.85	2003	GOODS AND SUPPLIES
30112	BEARING DISTRIBUTORS INC		\$1,714.75	2003	GOODS AND SUPPLIES
30110	BEARING DISTRIBUTORS INC		\$670.18	2003	GOODS AND SUPPLIES
39703	BEARING DISTRIBUTORS INC		\$105.75	2003	GOODS AND SUPPLIES
30644	BEARING DISTRIBUTORS INC		\$427.09	2003	GOODS AND SUPPLIES
30131	BEARING DISTRIBUTORS INC		\$301.14	2003	GOODS AND SUPPLIES
3318	BEARING DISTRIBUTORS INC		\$947.37	2004	GOODS AND SUPPLIES
12523	BEARING DISTRIBUTORS INC		\$307.23	2004	GOODS AND SUPPLIES
6519	BEARING DISTRIBUTORS INC		\$215.67	2004	GOODS AND SUPPLIES
13005	BEARING DISTRIBUTORS INC		\$35.91	2004	GOODS AND SUPPLIES
10126	BEARING DISTRIBUTORS INC		\$297.99	2004	GOODS AND SUPPLIES
11263	BEARING DISTRIBUTORS INC		\$465.15	2004	GOODS AND SUPPLIES
13246	BEARING DISTRIBUTORS INC		\$222.60	2004	GOODS AND SUPPLIES
11887	BEARING DISTRIBUTORS INC		\$721.72	2004	GOODS AND SUPPLIES
11051	BEARING DISTRIBUTORS INC		\$1,123.50	2004	GOODS AND SUPPLIES
3639	BEARING DISTRIBUTORS INC		\$413.28	2004	GOODS AND SUPPLIES
8522	BEARING DISTRIBUTORS INC		\$2,000.00	2004	GOODS AND SUPPLIES
9709	BEARING DISTRIBUTORS INC		\$739.21	2004	GOODS AND SUPPLIES
10725	BEARING DISTRIBUTORS INC		\$243.76	2004	GOODS AND SUPPLIES
4706	BEARING DISTRIBUTORS INC		\$516.72	2004	GOODS AND SUPPLIES
9784	BEARING DISTRIBUTORS INC		\$735.00	2004	GOODS AND SUPPLIES
6126	BEARING DISTRIBUTORS INC		\$425.25	2004	GOODS AND SUPPLIES
9712	BEARING DISTRIBUTORS INC		\$597.67	2004	GOODS AND SUPPLIES
11157	BEARING DISTRIBUTORS INC		\$213.31	2004	GOODS AND SUPPLIES
588	BEARING DISTRIBUTORS INC		\$5,248.95	2004	GOODS AND SUPPLIES

GOODS AND SERVICES CONTRACTS

Appendix A

PURCHASE ORDER #	VENDOR NAME	ETHNICITY	AWARD AMOUNT	FY	BUSINESS CATEGORY
10274	BEARING DISTRIBUTORS INC		\$556.71	2004	GOODS AND SUPPLIES
12707	BEARING DISTRIBUTORS INC		\$38.75	2004	GOODS AND SUPPLIES
4933	BEARING DISTRIBUTORS INC		\$406.88	2004	GOODS AND SUPPLIES
3637	BEARING DISTRIBUTORS INC		\$91.98	2004	GOODS AND SUPPLIES
8131	BEARING DISTRIBUTORS INC		\$190.68	2004	GOODS AND SUPPLIES
7139	BEARING DISTRIBUTORS INC		\$223.81	2004	GOODS AND SUPPLIES
8691	BEARING DISTRIBUTORS INC		\$529.31	2004	GOODS AND SUPPLIES
10510	BEARING DISTRIBUTORS INC		\$22.89	2004	GOODS AND SUPPLIES
424	BEARING DISTRIBUTORS INC		\$3,000.00	2004	GOODS AND SUPPLIES
641	BEARING DISTRIBUTORS INC		\$115.50	2004	GOODS AND SUPPLIES
4109	BEARING DISTRIBUTORS INC		\$21.84	2004	GOODS AND SUPPLIES
892	BEARING DISTRIBUTORS INC		\$380.75	2004	GOODS AND SUPPLIES
7605	BEARING DISTRIBUTORS INC		\$319.04	2004	GOODS AND SUPPLIES
7159	BEARING DISTRIBUTORS INC		\$1,076.78	2004	GOODS AND SUPPLIES
12367	BEARING DISTRIBUTORS INC		\$850.50	2004	GOODS AND SUPPLIES
7250	BEARING DISTRIBUTORS INC		\$343.08	2004	GOODS AND SUPPLIES
921	BEARING DISTRIBUTORS INC		\$202.13	2004	GOODS AND SUPPLIES
3063	BEARING DISTRIBUTORS INC		\$17.59	2004	GOODS AND SUPPLIES
8681	BEARING DISTRIBUTORS INC		\$206.12	2004	GOODS AND SUPPLIES
334	BEARING DISTRIBUTORS INC		\$5,000.00	2004	GOODS AND SUPPLIES
6654	BEARING DISTRIBUTORS INC		\$77.51	2004	GOODS AND SUPPLIES
7840	BEARING DISTRIBUTORS INC		\$238.29	2004	GOODS AND SUPPLIES
7875	BEARING DISTRIBUTORS INC		\$420.74	2004	GOODS AND SUPPLIES
9508	BEARING DISTRIBUTORS INC		\$500.00	2004	GOODS AND SUPPLIES
27017	BEARING DISTRIBUTORS INC		\$83.90	2005	GOODS AND SUPPLIES
16650	BEARING DISTRIBUTORS INC		\$299.88	2005	GOODS AND SUPPLIES
16791	BEARING DISTRIBUTORS INC		\$344.19	2005	GOODS AND SUPPLIES
16792	BEARING DISTRIBUTORS INC		\$490.35	2005	GOODS AND SUPPLIES
29024	BEARING DISTRIBUTORS INC		\$563.65	2003	GOODS AND SUPPLIES
23413	BEARING DISTRIBUTORS INC		\$256.99	2005	GOODS AND SUPPLIES
26948	BEARING DISTRIBUTORS INC		\$309.75	2005	GOODS AND SUPPLIES
20382	BEARING DISTRIBUTORS INC		\$246.23	2005	GOODS AND SUPPLIES
26006	BEARING DISTRIBUTORS INC		\$664.55	2005	GOODS AND SUPPLIES
17593	BEARING DISTRIBUTORS INC		\$259.88	2005	GOODS AND SUPPLIES

GOODS AND SERVICES CONTRACTS

Appendix A

PURCHASE ORDER #	VENDOR NAME	ETHNICITY	AWARD AMOUNT	FY	BUSINESS CATEGORY
25099	BEARING DISTRIBUTORS INC		\$2,021.25	2005	GOODS AND SUPPLIES
22277	BEARING DISTRIBUTORS INC		\$465.67	2005	GOODS AND SUPPLIES
22853	BEARING DISTRIBUTORS INC		\$101.27	2005	GOODS AND SUPPLIES
18246	BEARING DISTRIBUTORS INC		\$431.24	2005	GOODS AND SUPPLIES
16714	BEARING DISTRIBUTORS INC		\$461.06	2005	GOODS AND SUPPLIES
24326	BEARING DISTRIBUTORS INC		\$852.59	2005	GOODS AND SUPPLIES
14310	BEARING DISTRIBUTORS INC		\$36.49	2004	GOODS AND SUPPLIES
28116	BEARING DISTRIBUTORS INC		\$119.16	2003	GOODS AND SUPPLIES
23976	BEARING DISTRIBUTORS INC		\$33.08	2005	GOODS AND SUPPLIES
22276	BEARING DISTRIBUTORS INC		\$158.87	2005	GOODS AND SUPPLIES
24325	BEARING DISTRIBUTORS INC		\$344.82	2005	GOODS AND SUPPLIES
22609	BEARING DISTRIBUTORS INC		\$100.17	2005	GOODS AND SUPPLIES
22613	BEARING DISTRIBUTORS INC		\$47.57	2005	GOODS AND SUPPLIES
18268	BEARING DISTRIBUTORS INC		\$661.71	2005	GOODS AND SUPPLIES
21024	BEARING DISTRIBUTORS INC		\$511.88	2005	GOODS AND SUPPLIES
14084	BEARING DISTRIBUTORS INC		\$984.38	2004	GOODS AND SUPPLIES
21107	BEARING DISTRIBUTORS INC		\$836.96	2005	GOODS AND SUPPLIES
25406	BEARING DISTRIBUTORS INC		\$309.96	2005	GOODS AND SUPPLIES
21037	BEARING DISTRIBUTORS INC		\$1,724.70	2005	GOODS AND SUPPLIES
17833	BEARING DISTRIBUTORS INC		\$309.96	2005	GOODS AND SUPPLIES
23918	BEARING DISTRIBUTORS INC		\$242.55	2005	GOODS AND SUPPLIES
24590	BEARING DISTRIBUTORS INC		\$1,075.73	2005	GOODS AND SUPPLIES
15223	BEARING DISTRIBUTORS INC		\$743.98	2005	GOODS AND SUPPLIES
19212	BEARING DISTRIBUTORS INC		\$270.59	2005	GOODS AND SUPPLIES
24429	BEARING DISTRIBUTORS INC		\$4,785.65	2005	GOODS AND SUPPLIES
21859	BEARING DISTRIBUTORS INC		\$478.33	2005	GOODS AND SUPPLIES
15228	BEARING DISTRIBUTORS INC		\$3,000.00	2005	GOODS AND SUPPLIES
14550	BEARING DISTRIBUTORS INC		\$121.18	2004	GOODS AND SUPPLIES
21856	BEARING DISTRIBUTORS INC		\$379.55	2005	GOODS AND SUPPLIES
20355	BEARING DISTRIBUTORS INC		\$8,558.55	2005	GOODS AND SUPPLIES
19497	BEARING DISTRIBUTORS INC		\$4,164.00	2005	GOODS AND SUPPLIES
26331	BEARING DISTRIBUTORS INC		\$278.25	2005	GOODS AND SUPPLIES
23482	BEARING DISTRIBUTORS INC		\$449.82	2005	GOODS AND SUPPLIES
23085	BEARING DISTRIBUTORS INC		\$302.74	2005	GOODS AND SUPPLIES

GOODS AND SERVICES CONTRACTS

Appendix A

PURCHASE ORDER #	VENDOR NAME	ETHNICITY	AWARD AMOUNT	FY	BUSINESS CATEGORY
21887	BEARING DISTRIBUTORS INC		\$527.43	2005	GOODS AND SUPPLIES
23088	BEARING DISTRIBUTORS INC		\$464.26	2005	GOODS AND SUPPLIES
17595	BEARING DISTRIBUTORS INC		\$297.83	2005	GOODS AND SUPPLIES
15252	BEARING DISTRIBUTORS INC		\$2,000.00	2005	GOODS AND SUPPLIES
15262	BEARING DISTRIBUTORS INC		\$2,000.00	2005	GOODS AND SUPPLIES
18965	BEARING DISTRIBUTORS INC		\$4,201.00	2005	GOODS AND SUPPLIES
25901	BEARING DISTRIBUTORS INC		\$110.67	2005	GOODS AND SUPPLIES
22925	BEARING DISTRIBUTORS INC		\$459.74	2005	GOODS AND SUPPLIES
21398	BEARING DISTRIBUTORS INC		\$501.68	2005	GOODS AND SUPPLIES
29001	BEARING DISTRIBUTORS INC		\$2,538.90	2003	GOODS AND SUPPLIES
21848	BEARING DISTRIBUTORS INC		\$513.98	2005	GOODS AND SUPPLIES
4754	BLACK SEAL		\$3,583.00	2004	GOODS AND SUPPLIES
41269	BLOCKADE RUNNER SUPPLY		\$889.34	2005	GOODS AND SUPPLIES
9735	BLOCKADE RUNNER SUPPLY		\$498.75	2004	GOODS AND SUPPLIES
6089	BLOCKADE RUNNER SUPPLY		\$254.63	2004	GOODS AND SUPPLIES
2215	BLOCKADE RUNNER SUPPLY		\$119.70	2004	GOODS AND SUPPLIES
1688	BLOCKADE RUNNER SUPPLY		\$35.70	2004	GOODS AND SUPPLIES
8013	BLOCKADE RUNNER SUPPLY		\$210.00	2004	GOODS AND SUPPLIES
8257	BLOCKADE RUNNER SUPPLY		\$239.40	2004	GOODS AND SUPPLIES
3998	BLOCKADE RUNNER SUPPLY		\$214.20	2004	GOODS AND SUPPLIES
12045	BLOCKADE RUNNER SUPPLY		\$347.97	2004	GOODS AND SUPPLIES
13019	BLOCKADE RUNNER SUPPLY		\$150.00	2004	GOODS AND SUPPLIES
7896	BLOCKADE RUNNER SUPPLY		\$234.94	2004	GOODS AND SUPPLIES
9694	BLOCKADE RUNNER SUPPLY		\$165.00	2004	GOODS AND SUPPLIES
2718	BLOCKADE RUNNER SUPPLY		\$132.30	2004	GOODS AND SUPPLIES
11091	BLOCKADE RUNNER SUPPLY		\$401.63	2004	GOODS AND SUPPLIES
3488	BLOCKADE RUNNER SUPPLY		\$568.58	2004	GOODS AND SUPPLIES
10113	BLOCKADE RUNNER SUPPLY		\$294.00	2004	GOODS AND SUPPLIES
8008	BLOCKADE RUNNER SUPPLY		\$1,000.00	2004	GOODS AND SUPPLIES
25171	BLOCKADE RUNNER SUPPLY		\$315.00	2005	GOODS AND SUPPLIES
14980	BLOCKADE RUNNER SUPPLY		\$498.75	2005	GOODS AND SUPPLIES
19707	BLOCKADE RUNNER SUPPLY		\$138.60	2005	GOODS AND SUPPLIES
16986	BLOCKADE RUNNER SUPPLY		\$119.70	2005	GOODS AND SUPPLIES
15157	BLOCKADE RUNNER SUPPLY		\$354.90	2005	GOODS AND SUPPLIES

GOODS AND SERVICES CONTRACTS

Appendix A

PURCHASE ORDER #	VENDOR NAME	ETHNICITY	AWARD AMOUNT	FY	BUSINESS CATEGORY
20334	BLOCKADE RUNNER SUPPLY		\$280.00	2005	GOODS AND SUPPLIES
19058	BLOCKADE RUNNER SUPPLY		\$108.68	2005	GOODS AND SUPPLIES
25854	BLOCKADE RUNNER SUPPLY		\$318.00	2005	GOODS AND SUPPLIES
17508	BLOCKADE RUNNER SUPPLY		\$36.23	2005	GOODS AND SUPPLIES
20605	BLOCKADE RUNNER SUPPLY		\$1,050.00	2005	GOODS AND SUPPLIES
17562	BLOCKADE RUNNER SUPPLY		\$568.50	2005	GOODS AND SUPPLIES
25516	BLOCKADE RUNNER SUPPLY		\$40.95	2005	GOODS AND SUPPLIES
20579	BLOCKADE RUNNER SUPPLY		\$122.85	2005	GOODS AND SUPPLIES
22539	BLOCKADE RUNNER SUPPLY		\$495.00	2005	GOODS AND SUPPLIES
23380	BLOCKADE RUNNER SUPPLY		\$1,575.00	2005	GOODS AND SUPPLIES
26603	BLOCKADE RUNNER SUPPLY		\$302.40	2005	GOODS AND SUPPLIES
20339	BLOCKADE RUNNER SUPPLY		\$495.00	2005	GOODS AND SUPPLIES
24258	BLOCKADE RUNNER SUPPLY		\$493.76	2005	GOODS AND SUPPLIES
24554	BLOCKADE RUNNER SUPPLY		\$35.18	2005	GOODS AND SUPPLIES
26352	BLOCKADE RUNNER SUPPLY		\$315.00	2005	GOODS AND SUPPLIES
15924	BLOCKADE RUNNER SUPPLY		\$157.50	2005	GOODS AND SUPPLIES
24550	BLOCKADE RUNNER SUPPLY		\$493.76	2005	GOODS AND SUPPLIES
15172	BLOCKADE RUNNER SUPPLY		\$800.00	2005	GOODS AND SUPPLIES
26601	BLOCKADE RUNNER SUPPLY		\$178.50	2005	GOODS AND SUPPLIES
15085	BLOCKADE RUNNER SUPPLY		\$189.00	2005	GOODS AND SUPPLIES
24262	BLOCKADE RUNNER SUPPLY		\$497.70	2005	GOODS AND SUPPLIES
30963	BLUESTEIN WHOLESALE CO		\$52.40	2003	GOODS AND SUPPLIES
36831	BLUESTEIN WHOLESALE CO		\$133.88	2003	GOODS AND SUPPLIES
33999	BLUESTEIN WHOLESALE CO		\$446.25	2003	GOODS AND SUPPLIES
37250	BLUESTEIN WHOLESALE CO		\$139.28	2003	GOODS AND SUPPLIES
38919	BLUESTEIN WHOLESALE CO		\$334.69	2003	GOODS AND SUPPLIES
38917	BLUESTEIN WHOLESALE CO		\$334.69	2003	GOODS AND SUPPLIES
36408	BLUESTEIN WHOLESALE CO		\$39.80	2003	GOODS AND SUPPLIES
35222	BLUESTEIN WHOLESALE CO		\$167.84	2003	GOODS AND SUPPLIES
7987	BLUESTEIN WHOLESALE CO		\$52.50	2004	GOODS AND SUPPLIES
8242	BLUESTEIN WHOLESALE CO		\$127.05	2004	GOODS AND SUPPLIES
7818	BLUESTEIN WHOLESALE CO		\$73.49	2004	GOODS AND SUPPLIES
4941	BLUESTEIN WHOLESALE CO		\$36.70	2004	GOODS AND SUPPLIES
6201	BLUESTEIN WHOLESALE CO		\$136.50	2004	GOODS AND SUPPLIES

GOODS AND SERVICES CONTRACTS

Appendix A

PURCHASE ORDER #	VENDOR NAME	ETHNICITY	AWARD AMOUNT	FY	BUSINESS CATEGORY
21568	BLUESTEIN WHOLESALE CO		\$250.00	2005	GOODS AND SUPPLIES
23241	BLUESTEIN WHOLESALE CO		\$125.90	2005	GOODS AND SUPPLIES
21910	BLUESTEIN WHOLESALE CO		\$52.50	2005	GOODS AND SUPPLIES
23129	BLUESTEIN WHOLESALE CO		\$314.79	2005	GOODS AND SUPPLIES
22830	BLUESTEIN WHOLESALE CO		\$100.00	2005	GOODS AND SUPPLIES
18798	BLUESTEIN WHOLESALE CO		\$334.69	2005	GOODS AND SUPPLIES
17490	BLUESTEIN WHOLESALE CO		\$300.00	2005	GOODS AND SUPPLIES
22019	BLUESTEIN WHOLESALE CO		\$62.90	2005	GOODS AND SUPPLIES
41930	BOB BENNETT FORD INC	NONMINORITY MALE	\$294.26	2005	GOODS AND SUPPLIES
37017	BOB BENNETT FORD INC	NONMINORITY MALE	\$3,944.07	2003	GOODS AND SUPPLIES
34511	BOB BENNETT FORD INC	NONMINORITY MALE	\$1,104.35	2003	GOODS AND SUPPLIES
42216	BOB BENNETT FORD INC	NONMINORITY MALE	\$2,351.78	2005	GOODS AND SUPPLIES
32009	BOB BENNETT FORD INC	NONMINORITY MALE	\$4,977.60	2003	GOODS AND SUPPLIES
29717	BOB BENNETT FORD INC	NONMINORITY MALE	\$4,289.47	2003	GOODS AND SUPPLIES
35907	BOB BENNETT FORD INC	NONMINORITY MALE	\$2,788.25	2003	GOODS AND SUPPLIES
36633	BOB BENNETT FORD INC	NONMINORITY MALE	\$2,893.56	2003	GOODS AND SUPPLIES
41585	BOB BENNETT FORD INC	NONMINORITY MALE	\$55.26	2005	GOODS AND SUPPLIES
29195	BOB BENNETT FORD INC	NONMINORITY MALE	\$2,858.23	2003	GOODS AND SUPPLIES
34523	BOB BENNETT FORD INC	NONMINORITY MALE	\$2,663.17	2003	GOODS AND SUPPLIES
41903	BOB BENNETT FORD INC	NONMINORITY MALE	\$53.55	2005	GOODS AND SUPPLIES
30367	BOB BENNETT FORD INC	NONMINORITY MALE	\$5,323.93	2003	GOODS AND SUPPLIES
32402	BOB BENNETT FORD INC	NONMINORITY MALE	\$2,485.32	2003	GOODS AND SUPPLIES
30744	BOB BENNETT FORD INC	NONMINORITY MALE	\$4,773.65	2003	GOODS AND SUPPLIES
41580	BOB BENNETT FORD INC	NONMINORITY MALE	\$11.31	2005	GOODS AND SUPPLIES
34912	BOB BENNETT FORD INC	NONMINORITY MALE	\$3,647.72	2003	GOODS AND SUPPLIES
38152	BOB BENNETT FORD INC	NONMINORITY MALE	\$3,694.39	2003	GOODS AND SUPPLIES
13153	BOB BENNETT FORD INC	NONMINORITY MALE	\$138.16	2004	GOODS AND SUPPLIES
9986	BOB BENNETT FORD INC	NONMINORITY MALE	\$549.06	2004	GOODS AND SUPPLIES
7943	BOB BENNETT FORD INC	NONMINORITY MALE	\$3,000.00	2004	GOODS AND SUPPLIES
5667	BOB BENNETT FORD INC	NONMINORITY MALE	\$4,500.00	2004	GOODS AND SUPPLIES
10185	BOB BENNETT FORD INC	NONMINORITY MALE	\$148.31	2004	GOODS AND SUPPLIES
12574	BOB BENNETT FORD INC	NONMINORITY MALE	\$191.25	2004	GOODS AND SUPPLIES
118	BOB BENNETT FORD INC	NONMINORITY MALE	\$3,150.00	2004	GOODS AND SUPPLIES
13619	BOB BENNETT FORD INC	NONMINORITY MALE	\$284.07	2004	GOODS AND SUPPLIES

GOODS AND SERVICES CONTRACTS

Appendix A

PURCHASE ORDER #	VENDOR NAME	ETHNICITY	AWARD AMOUNT	FY	BUSINESS CATEGORY
13287	BOB BENNETT FORD INC	NONMINORITY MALE	\$53.69	2004	GOODS AND SUPPLIES
12867	BOB BENNETT FORD INC	NONMINORITY MALE	\$260.63	2004	GOODS AND SUPPLIES
2586	BOB BENNETT FORD INC	NONMINORITY MALE	\$4,500.00	2004	GOODS AND SUPPLIES
13800	BOB BENNETT FORD INC	NONMINORITY MALE	\$186.47	2004	GOODS AND SUPPLIES
8787	BOB BENNETT FORD INC	NONMINORITY MALE	\$3,000.00	2004	GOODS AND SUPPLIES
13261	BOB BENNETT FORD INC	NONMINORITY MALE	\$177.65	2004	GOODS AND SUPPLIES
10789	BOB BENNETT FORD INC	NONMINORITY MALE	\$2,100.00	2004	GOODS AND SUPPLIES
13494	BOB BENNETT FORD INC	NONMINORITY MALE	\$575.69	2004	GOODS AND SUPPLIES
18483	BOB BENNETT FORD INC	NONMINORITY MALE	\$2,100.00	2005	GOODS AND SUPPLIES
26660	BOB BENNETT FORD INC	NONMINORITY MALE	\$186.32	2005	GOODS AND SUPPLIES
26403	BOB BENNETT FORD INC	NONMINORITY MALE	\$429.28	2005	GOODS AND SUPPLIES
14223	BOB BENNETT FORD INC	NONMINORITY MALE	\$319.18	2004	GOODS AND SUPPLIES
26724	BOB BENNETT FORD INC	NONMINORITY MALE	\$391.80	2005	GOODS AND SUPPLIES
14372	BOB BENNETT FORD INC	NONMINORITY MALE	\$196.23	2004	GOODS AND SUPPLIES
14239	BOB BENNETT FORD INC	NONMINORITY MALE	\$1,919.37	2004	GOODS AND SUPPLIES
27306	BOB BENNETT FORD INC	NONMINORITY MALE	\$2,100.00	2005	GOODS AND SUPPLIES
14619	BOB BENNETT FORD INC	NONMINORITY MALE	\$1,050.00	2004	GOODS AND SUPPLIES
24923	BOB BENNETT FORD INC	NONMINORITY MALE	\$2,100.00	2005	GOODS AND SUPPLIES
14029	BOB BENNETT FORD INC	NONMINORITY MALE	\$132.12	2004	GOODS AND SUPPLIES
15559	BOB BENNETT FORD INC	NONMINORITY MALE	\$2,100.00	2005	GOODS AND SUPPLIES
14176	BOB BENNETT FORD INC	NONMINORITY MALE	\$98.48	2004	GOODS AND SUPPLIES
29548	BOB CAT OF COLUMBIA JONES TRACTOR CO INC	NONMINORITY MALE	\$18.94	2003	GOODS AND SUPPLIES
31759	BOB CAT OF COLUMBIA JONES TRACTOR CO INC	NONMINORITY MALE	\$72.39	2003	GOODS AND SUPPLIES
36639	BOLYN LUBRICANT TECHNOLOGIES		\$14.00	2003	GOODS AND SUPPLIES
37595	BOLYN LUBRICANT TECHNOLOGIES		\$42.00	2003	GOODS AND SUPPLIES
42213	BOLYN LUBRICANT TECHNOLOGIES		\$15.00	2005	GOODS AND SUPPLIES
6215	BOLYN LUBRICANT TECHNOLOGIES		\$43.00	2004	GOODS AND SUPPLIES
1926	BOLYN LUBRICANT TECHNOLOGIES		\$226.00	2004	GOODS AND SUPPLIES
5072	BOLYN LUBRICANT TECHNOLOGIES		\$84.00	2004	GOODS AND SUPPLIES
3035	BOLYN LUBRICANT TECHNOLOGIES		\$145.00	2004	GOODS AND SUPPLIES
3137	BOLYN LUBRICANT TECHNOLOGIES		\$154.00	2004	GOODS AND SUPPLIES
6120	BOLYN LUBRICANT TECHNOLOGIES		\$201.75	2004	GOODS AND SUPPLIES
4637	BOLYN LUBRICANT TECHNOLOGIES		\$45.00	2004	GOODS AND SUPPLIES
6555	BOLYN LUBRICANT TECHNOLOGIES		\$500.00	2004	GOODS AND SUPPLIES

GOODS AND SERVICES CONTRACTS

Appendix A

PURCHASE ORDER #	VENDOR NAME	ETHNICITY	AWARD AMOUNT	FY	BUSINESS CATEGORY
26986	BOLYN LUBRICANT TECHNOLOGIES		\$14.00	2005	GOODS AND SUPPLIES
23002	BOLYN LUBRICANT TECHNOLOGIES		\$28.00	2005	GOODS AND SUPPLIES
22124	BOLYN LUBRICANT TECHNOLOGIES		\$403.02	2005	GOODS AND SUPPLIES
22849	BOLYN LUBRICANT TECHNOLOGIES		\$182.00	2005	GOODS AND SUPPLIES
25461	BOLYN LUBRICANT TECHNOLOGIES		\$28.00	2005	GOODS AND SUPPLIES
21701	BONITZ CONTRACTING CO INC	NONMINORITY MALE	\$75.00	2005	GOODS AND SUPPLIES
17386	BONITZ CONTRACTING CO INC	NONMINORITY MALE	\$615.33	2005	GOODS AND SUPPLIES
17697	BONITZ CONTRACTING CO INC	NONMINORITY MALE	\$479.51	2005	GOODS AND SUPPLIES
34708	BOOKS A MILLION		\$239.88	2003	GOODS AND SUPPLIES
31710	BOOKS A MILLION		\$491.20	2003	GOODS AND SUPPLIES
11338	BOOKS A MILLION		\$50.38	2004	GOODS AND SUPPLIES
35472	BOOZER LUMBER CO		\$254.85	2003	GOODS AND SUPPLIES
32278	BOOZER LUMBER CO		\$326.51	2003	GOODS AND SUPPLIES
36879	BOOZER LUMBER CO		\$101.03	2003	GOODS AND SUPPLIES
30649	BOOZER LUMBER CO		\$20.08	2003	GOODS AND SUPPLIES
32715	BOOZER LUMBER CO		\$152.15	2003	GOODS AND SUPPLIES
36592	BOOZER LUMBER CO		\$113.27	2003	GOODS AND SUPPLIES
31890	BOOZER LUMBER CO		\$29.35	2003	GOODS AND SUPPLIES
13537	BOOZER LUMBER CO		\$1,300.00	2004	GOODS AND SUPPLIES
4649	BOOZER LUMBER CO		\$205.40	2004	GOODS AND SUPPLIES
22536	BOOZER LUMBER CO		\$327.58	2005	GOODS AND SUPPLIES
15680	BOOZER LUMBER CO		\$127.61	2005	GOODS AND SUPPLIES
22677	BOOZER LUMBER CO		\$308.10	2005	GOODS AND SUPPLIES
14763	BOOZER LUMBER CO		\$5,888.39	2005	GOODS AND SUPPLIES
15163	BOOZER LUMBER CO		\$245.35	2005	GOODS AND SUPPLIES
16539	BOOZER LUMBER CO		\$47.54	2005	GOODS AND SUPPLIES
15736	BOOZER LUMBER CO		\$59.68	2005	GOODS AND SUPPLIES
39284	BORAL BRICK INC		\$421.79	2003	GOODS AND SUPPLIES
36863	BORAL BRICK INC		\$765.70	2003	GOODS AND SUPPLIES
33692	BORAL BRICK INC		\$140.32	2003	GOODS AND SUPPLIES
41859	BORAL BRICK INC		\$327.85	2005	GOODS AND SUPPLIES
2538	BORAL BRICK INC		\$2,608.21	2004	GOODS AND SUPPLIES
27038	BORAL BRICK INC		\$168.67	2005	GOODS AND SUPPLIES
4508	BRANHAM FLORIST SUPPLY CO INC		\$136.50	2004	GOODS AND SUPPLIES

GOODS AND SERVICES CONTRACTS

Appendix A

PURCHASE ORDER #	VENDOR NAME	ETHNICITY	AWARD AMOUNT	FY	BUSINESS CATEGORY
22573	BRANTLEY MEATS INC		\$30.27	2005	GOODS AND SUPPLIES
17175	BRANTLEY MEATS INC		\$220.90	2005	GOODS AND SUPPLIES
33540	BRANTLEY PLUMBING		\$2,677.07	2003	GOODS AND SUPPLIES
19049	BRIDES CORNER BRIDAL BOUTIQUE INC		\$420.00	2005	GOODS AND SUPPLIES
20601	BRIDES CORNER BRIDAL BOUTIQUE INC		\$420.00	2005	GOODS AND SUPPLIES
29837	BROAD RIVER VALVE CO		\$1,409.07	2003	GOODS AND SUPPLIES
40229	BROAD RIVER VALVE CO		\$87.15	2003	GOODS AND SUPPLIES
9963	BROAD RIVER VALVE CO		\$100.80	2004	GOODS AND SUPPLIES
497	BROAD RIVER VALVE CO		\$67.20	2004	GOODS AND SUPPLIES
12004	BROAD RIVER VALVE CO		\$37.17	2004	GOODS AND SUPPLIES
1983	BROAD RIVER VALVE CO		\$149.54	2004	GOODS AND SUPPLIES
7185	BROAD RIVER VALVE CO		\$1,035.75	2004	GOODS AND SUPPLIES
4967	BROAD RIVER VALVE CO		\$778.00	2004	GOODS AND SUPPLIES
23405	BROAD RIVER VALVE CO		\$371.10	2005	GOODS AND SUPPLIES
19473	BROAD RIVER VALVE CO		\$90.30	2005	GOODS AND SUPPLIES
35792	BROWDER ELECTRONICS CO INC		\$507.86	2003	GOODS AND SUPPLIES
31610	BROWDER ELECTRONICS CO INC		\$2,560.80	2003	GOODS AND SUPPLIES
39152	BROWDER ELECTRONICS CO INC		\$158.00	2003	GOODS AND SUPPLIES
37699	BROWDER ELECTRONICS CO INC		\$2,480.55	2003	GOODS AND SUPPLIES
33110	BROWDER ELECTRONICS CO INC		\$350.00	2003	GOODS AND SUPPLIES
36049	BROWDER ELECTRONICS CO INC		\$249.75	2003	GOODS AND SUPPLIES
31040	BROWDER ELECTRONICS CO INC		\$1,567.65	2003	GOODS AND SUPPLIES
40363	BROWDER ELECTRONICS CO INC		\$271.00	2003	GOODS AND SUPPLIES
31965	BROWDER ELECTRONICS CO INC		\$313.86	2003	GOODS AND SUPPLIES
26702	BROWDER ELECTRONICS CO INC		\$410.00	2005	GOODS AND SUPPLIES
19346	BROWDER ELECTRONICS CO INC		\$253.58	2005	GOODS AND SUPPLIES
21914	BROWDER ELECTRONICS CO INC		\$410.19	2005	GOODS AND SUPPLIES
26642	BROWDER ELECTRONICS CO INC		\$271.95	2005	GOODS AND SUPPLIES
20462	BROWDER ELECTRONICS CO INC		\$291.30	2005	GOODS AND SUPPLIES
26485	BROWDER ELECTRONICS CO INC		\$65.73	2005	GOODS AND SUPPLIES
12464	BRUNS MONUMENTAL CO INC		\$1,102.50	2004	GOODS AND SUPPLIES
14493	BRUNS MONUMENTAL CO INC		\$2,336.25	2004	GOODS AND SUPPLIES
28750	BRUNS MONUMENTAL CO INC		\$1,974.00	2003	GOODS AND SUPPLIES
21834	BUNCH FARMS		\$103.75	2005	GOODS AND SUPPLIES

GOODS AND SERVICES CONTRACTS

Appendix A

PURCHASE ORDER #	VENDOR NAME	ETHNICITY	AWARD AMOUNT	FY	BUSINESS CATEGORY
33544	BURNS AUTO PARTS INC	NONMINORITY MALE	\$5,000.06	2003	GOODS AND SUPPLIES
42178	BURNS AUTO PARTS INC	NONMINORITY MALE	\$2,100.00	2005	GOODS AND SUPPLIES
35721	BURNS AUTO PARTS INC	NONMINORITY MALE	\$5,001.88	2003	GOODS AND SUPPLIES
29842	BURNS AUTO PARTS INC	NONMINORITY MALE	\$5,000.80	2003	GOODS AND SUPPLIES
31795	BURNS AUTO PARTS INC	NONMINORITY MALE	\$5,028.09	2003	GOODS AND SUPPLIES
41578	BURNS AUTO PARTS INC	NONMINORITY MALE	\$1,050.00	2005	GOODS AND SUPPLIES
41973	BURNS AUTO PARTS INC	NONMINORITY MALE	\$1,050.00	2005	GOODS AND SUPPLIES
40601	BURNS AUTO PARTS INC	NONMINORITY MALE	\$82.28	2003	GOODS AND SUPPLIES
40598	BURNS AUTO PARTS INC	NONMINORITY MALE	\$332.85	2003	GOODS AND SUPPLIES
40484	BURNS AUTO PARTS INC	NONMINORITY MALE	\$503.04	2003	GOODS AND SUPPLIES
34354	BURNS AUTO PARTS INC	NONMINORITY MALE	\$4,792.30	2003	GOODS AND SUPPLIES
40182	BURNS AUTO PARTS INC	NONMINORITY MALE	\$1,032.99	2003	GOODS AND SUPPLIES
29527	BURNS AUTO PARTS INC	NONMINORITY MALE	\$5,000.00	2003	GOODS AND SUPPLIES
40443	BURNS AUTO PARTS INC	NONMINORITY MALE	\$1,092.57	2003	GOODS AND SUPPLIES
32167	BURNS AUTO PARTS INC	NONMINORITY MALE	\$4,888.53	2003	GOODS AND SUPPLIES
36001	BURNS AUTO PARTS INC	NONMINORITY MALE	\$4,876.02	2003	GOODS AND SUPPLIES
35893	BURNS AUTO PARTS INC	NONMINORITY MALE	\$10.27	2003	GOODS AND SUPPLIES
42168	BURNS AUTO PARTS INC	NONMINORITY MALE	\$2,100.00	2005	GOODS AND SUPPLIES
38797	BURNS AUTO PARTS INC	NONMINORITY MALE	\$447.00	2003	GOODS AND SUPPLIES
30766	BURNS AUTO PARTS INC	NONMINORITY MALE	\$4,793.76	2003	GOODS AND SUPPLIES
29136	BURNS AUTO PARTS INC	NONMINORITY MALE	\$1,365.63	2003	GOODS AND SUPPLIES
36653	BURNS AUTO PARTS INC	NONMINORITY MALE	\$4,532.88	2003	GOODS AND SUPPLIES
38568	BURNS AUTO PARTS INC	NONMINORITY MALE	\$4,935.85	2003	GOODS AND SUPPLIES
32903	BURNS AUTO PARTS INC	NONMINORITY MALE	\$4,988.01	2003	GOODS AND SUPPLIES
34987	BURNS AUTO PARTS INC	NONMINORITY MALE	\$5,001.00	2003	GOODS AND SUPPLIES
39213	BURNS AUTO PARTS INC	NONMINORITY MALE	\$4,989.87	2003	GOODS AND SUPPLIES
37574	BURNS AUTO PARTS INC	NONMINORITY MALE	\$4,959.25	2003	GOODS AND SUPPLIES
39715	BURNS AUTO PARTS INC	NONMINORITY MALE	\$1,401.54	2003	GOODS AND SUPPLIES
41583	BURNS AUTO PARTS INC	NONMINORITY MALE	\$1,050.00	2005	GOODS AND SUPPLIES
29772	BURNS AUTO PARTS INC	NONMINORITY MALE	\$19.70	2003	GOODS AND SUPPLIES
7696	BURNS AUTO PARTS INC	NONMINORITY MALE	\$4,500.00	2004	GOODS AND SUPPLIES
12537	BURNS AUTO PARTS INC	NONMINORITY MALE	\$3,150.00	2004	GOODS AND SUPPLIES
11519	BURNS AUTO PARTS INC	NONMINORITY MALE	\$4,200.00	2004	GOODS AND SUPPLIES
3144	BURNS AUTO PARTS INC	NONMINORITY MALE	\$4,725.00	2004	GOODS AND SUPPLIES

GOODS AND SERVICES CONTRACTS

Appendix A

PURCHASE ORDER #	VENDOR NAME	ETHNICITY	AWARD AMOUNT	FY	BUSINESS CATEGORY
11225	BURNS AUTO PARTS INC	NONMINORITY MALE	\$3,150.00	2004	GOODS AND SUPPLIES
6728	BURNS AUTO PARTS INC	NONMINORITY MALE	\$4,500.00	2004	GOODS AND SUPPLIES
5596	BURNS AUTO PARTS INC	NONMINORITY MALE	\$4,500.00	2004	GOODS AND SUPPLIES
11984	BURNS AUTO PARTS INC	NONMINORITY MALE	\$3,150.00	2004	GOODS AND SUPPLIES
11985	BURNS AUTO PARTS INC	NONMINORITY MALE	\$3,150.00	2004	GOODS AND SUPPLIES
12861	BURNS AUTO PARTS INC	NONMINORITY MALE	\$3,000.00	2004	GOODS AND SUPPLIES
1636	BURNS AUTO PARTS INC	NONMINORITY MALE	\$4,500.00	2004	GOODS AND SUPPLIES
9413	BURNS AUTO PARTS INC	NONMINORITY MALE	\$4,500.00	2004	GOODS AND SUPPLIES
10136	BURNS AUTO PARTS INC	NONMINORITY MALE	\$4,200.00	2004	GOODS AND SUPPLIES
119	BURNS AUTO PARTS INC	NONMINORITY MALE	\$4,725.00	2004	GOODS AND SUPPLIES
6209	BURNS AUTO PARTS INC	NONMINORITY MALE	\$4,500.00	2004	GOODS AND SUPPLIES
8027	BURNS AUTO PARTS INC	NONMINORITY MALE	\$4,500.00	2004	GOODS AND SUPPLIES
8786	BURNS AUTO PARTS INC	NONMINORITY MALE	\$4,500.00	2004	GOODS AND SUPPLIES
9822	BURNS AUTO PARTS INC	NONMINORITY MALE	\$579.80	2004	GOODS AND SUPPLIES
427	BURNS AUTO PARTS INC	NONMINORITY MALE	\$4,200.00	2004	GOODS AND SUPPLIES
13476	BURNS AUTO PARTS INC	NONMINORITY MALE	\$3,000.00	2004	GOODS AND SUPPLIES
13679	BURNS AUTO PARTS INC	NONMINORITY MALE	\$2,000.00	2004	GOODS AND SUPPLIES
4971	BURNS AUTO PARTS INC	NONMINORITY MALE	\$4,500.00	2004	GOODS AND SUPPLIES
10362	BURNS AUTO PARTS INC	NONMINORITY MALE	\$4,200.00	2004	GOODS AND SUPPLIES
13044	BURNS AUTO PARTS INC	NONMINORITY MALE	\$1,473.97	2004	GOODS AND SUPPLIES
2329	BURNS AUTO PARTS INC	NONMINORITY MALE	\$4,500.00	2004	GOODS AND SUPPLIES
13268	BURNS AUTO PARTS INC	NONMINORITY MALE	\$3,150.00	2004	GOODS AND SUPPLIES
4212	BURNS AUTO PARTS INC	NONMINORITY MALE	\$4,500.00	2004	GOODS AND SUPPLIES
49	BURNS AUTO PARTS INC	NONMINORITY MALE	\$503.04	2004	GOODS AND SUPPLIES
13980	BURNS AUTO PARTS INC	NONMINORITY MALE	\$2,100.00	2004	GOODS AND SUPPLIES
16865	BURNS AUTO PARTS INC	NONMINORITY MALE	\$3,150.00	2005	GOODS AND SUPPLIES
20278	BURNS AUTO PARTS INC	NONMINORITY MALE	\$2,100.00	2005	GOODS AND SUPPLIES
21904	BURNS AUTO PARTS INC	NONMINORITY MALE	\$28.35	2005	GOODS AND SUPPLIES
19096	BURNS AUTO PARTS INC	NONMINORITY MALE	\$2,100.00	2005	GOODS AND SUPPLIES
25472	BURNS AUTO PARTS INC	NONMINORITY MALE	\$2,100.00	2005	GOODS AND SUPPLIES
19222	BURNS AUTO PARTS INC	NONMINORITY MALE	\$2,100.00	2005	GOODS AND SUPPLIES
14603	BURNS AUTO PARTS INC	NONMINORITY MALE	\$2,100.00	2004	GOODS AND SUPPLIES
17293	BURNS AUTO PARTS INC	NONMINORITY MALE	\$2,100.00	2005	GOODS AND SUPPLIES
16516	BURNS AUTO PARTS INC	NONMINORITY MALE	\$3,150.00	2005	GOODS AND SUPPLIES

GOODS AND SERVICES CONTRACTS

Appendix A

PURCHASE ORDER #	VENDOR NAME	ETHNICITY	AWARD AMOUNT	FY	BUSINESS CATEGORY
18351	BURNS AUTO PARTS INC	NONMINORITY MALE	\$2,100.00	2005	GOODS AND SUPPLIES
18967	BURNS AUTO PARTS INC	NONMINORITY MALE	\$2,100.00	2005	GOODS AND SUPPLIES
21427	BURNS AUTO PARTS INC	NONMINORITY MALE	\$5,250.00	2005	GOODS AND SUPPLIES
20837	BURNS AUTO PARTS INC	NONMINORITY MALE	\$2,100.00	2005	GOODS AND SUPPLIES
25883	BURNS AUTO PARTS INC	NONMINORITY MALE	\$2,100.00	2005	GOODS AND SUPPLIES
24617	BURNS AUTO PARTS INC	NONMINORITY MALE	\$3,150.00	2005	GOODS AND SUPPLIES
19543	BURNS AUTO PARTS INC	NONMINORITY MALE	\$2,100.00	2005	GOODS AND SUPPLIES
22172	BURNS AUTO PARTS INC	NONMINORITY MALE	\$5,250.00	2005	GOODS AND SUPPLIES
17182	BURNS AUTO PARTS INC	NONMINORITY MALE	\$2,100.00	2005	GOODS AND SUPPLIES
18543	BURNS AUTO PARTS INC	NONMINORITY MALE	\$2,100.00	2005	GOODS AND SUPPLIES
18067	BURNS AUTO PARTS INC	NONMINORITY MALE	\$2,100.00	2005	GOODS AND SUPPLIES
26182	BURNS AUTO PARTS INC	NONMINORITY MALE	\$3,150.00	2005	GOODS AND SUPPLIES
28939	BURNS AUTO PARTS INC	NONMINORITY MALE	\$150.00	2003	GOODS AND SUPPLIES
28927	BURNS AUTO PARTS INC	NONMINORITY MALE	\$188.73	2003	GOODS AND SUPPLIES
17645	BURNS AUTO PARTS INC	NONMINORITY MALE	\$2,100.00	2005	GOODS AND SUPPLIES
14996	BURNS AUTO PARTS INC	NONMINORITY MALE	\$3,150.00	2005	GOODS AND SUPPLIES
24019	BURNS AUTO PARTS INC	NONMINORITY MALE	\$3,150.00	2005	GOODS AND SUPPLIES
22088	BURNS AUTO PARTS INC	NONMINORITY MALE	\$5,000.00	2005	GOODS AND SUPPLIES
26659	BURNS AUTO PARTS INC	NONMINORITY MALE	\$2,100.00	2005	GOODS AND SUPPLIES
24955	BURNS AUTO PARTS INC	NONMINORITY MALE	\$3,150.00	2005	GOODS AND SUPPLIES
20267	BURNS AUTO PARTS INC	NONMINORITY MALE	\$2,100.00	2005	GOODS AND SUPPLIES
15776	BURNS AUTO PARTS INC	NONMINORITY MALE	\$3,150.00	2005	GOODS AND SUPPLIES
14665	BURNS AUTO PARTS INC	NONMINORITY MALE	\$583.03	2004	GOODS AND SUPPLIES
15684	BURNS AUTO PARTS INC	NONMINORITY MALE	\$3,150.00	2005	GOODS AND SUPPLIES
27240	BURNS AUTO PARTS INC	NONMINORITY MALE	\$2,100.00	2005	GOODS AND SUPPLIES
19941	BURNS AUTO PARTS INC	NONMINORITY MALE	\$2,100.00	2005	GOODS AND SUPPLIES
27194	BURNS AUTO PARTS INC	NONMINORITY MALE	\$2,100.00	2005	GOODS AND SUPPLIES
12053	BUTLER LASER & CONSTRUCTION SUPPLY		\$4,929.75	2004	GOODS AND SUPPLIES
12993	C A I INC		\$420.00	2004	GOODS AND SUPPLIES
11261	C A I INC		\$420.00	2004	GOODS AND SUPPLIES
7602	C A I INC		\$420.00	2004	GOODS AND SUPPLIES
17652	C C BOILER SALES & SERVICE INC		\$865.00	2005	GOODS AND SUPPLIES
30368	C C C PARTS CO		\$196.70	2003	GOODS AND SUPPLIES
40501	C C C PARTS CO		\$592.60	2003	GOODS AND SUPPLIES

GOODS AND SERVICES CONTRACTS

Appendix A

PURCHASE ORDER #	VENDOR NAME	ETHNICITY	AWARD AMOUNT	FY	BUSINESS CATEGORY
35306	C C C PARTS CO		\$1,684.42	2003	GOODS AND SUPPLIES
29570	C C C PARTS CO		\$1,027.65	2003	GOODS AND SUPPLIES
11322	C C C PARTS CO		\$113.86	2004	GOODS AND SUPPLIES
10644	C C C PARTS CO		\$84.53	2004	GOODS AND SUPPLIES
1991	C C C PARTS CO		\$200.00	2004	GOODS AND SUPPLIES
9816	C C C PARTS CO		\$278.71	2004	GOODS AND SUPPLIES
7469	C C C PARTS CO		\$442.27	2004	GOODS AND SUPPLIES
8534	C C C PARTS CO		\$120.73	2004	GOODS AND SUPPLIES
10776	C C C PARTS CO		\$106.58	2004	GOODS AND SUPPLIES
12593	C C C PARTS CO		\$135.43	2004	GOODS AND SUPPLIES
8938	C C C PARTS CO		\$49.14	2004	GOODS AND SUPPLIES
23838	C C C PARTS CO		\$84.99	2005	GOODS AND SUPPLIES
27133	C C C PARTS CO		\$247.27	2005	GOODS AND SUPPLIES
15558	C C C PARTS CO		\$525.00	2005	GOODS AND SUPPLIES
16524	C C C PARTS CO		\$623.70	2005	GOODS AND SUPPLIES
27415	C C C PARTS CO		\$1,050.00	2005	GOODS AND SUPPLIES
30030	C C DICKSON CO		\$121.91	2003	GOODS AND SUPPLIES
29804	C C DICKSON CO		\$285.95	2003	GOODS AND SUPPLIES
39982	C C DICKSON CO		\$192.48	2003	GOODS AND SUPPLIES
34930	C C DICKSON CO		\$110.17	2003	GOODS AND SUPPLIES
32713	C C DICKSON CO		\$377.34	2003	GOODS AND SUPPLIES
33227	C C DICKSON CO		\$218.91	2003	GOODS AND SUPPLIES
31092	C C DICKSON CO		\$161.49	2003	GOODS AND SUPPLIES
32725	C C DICKSON CO		\$125.50	2003	GOODS AND SUPPLIES
30538	C C DICKSON CO		\$140.08	2003	GOODS AND SUPPLIES
42227	C C DICKSON CO		\$441.00	2005	GOODS AND SUPPLIES
33029	C C DICKSON CO		\$976.68	2003	GOODS AND SUPPLIES
36019	C C DICKSON CO		\$111.37	2003	GOODS AND SUPPLIES
41295	C C DICKSON CO		\$179.34	2005	GOODS AND SUPPLIES
30606	C C DICKSON CO		\$54.68	2003	GOODS AND SUPPLIES
33519	C C DICKSON CO		\$256.26	2003	GOODS AND SUPPLIES
41912	C C DICKSON CO		\$469.35	2005	GOODS AND SUPPLIES
32705	C C DICKSON CO		\$34.90	2003	GOODS AND SUPPLIES
31665	C C DICKSON CO		\$127.84	2003	GOODS AND SUPPLIES

GOODS AND SERVICES CONTRACTS

Appendix A

PURCHASE ORDER #	VENDOR NAME	ETHNICITY	AWARD AMOUNT	FY	BUSINESS CATEGORY
37992	C C DICKSON CO		\$106.08	2003	GOODS AND SUPPLIES
36437	C C DICKSON CO		\$34.91	2003	GOODS AND SUPPLIES
32752	C C DICKSON CO		\$122.29	2003	GOODS AND SUPPLIES
39570	C C DICKSON CO		\$131.46	2003	GOODS AND SUPPLIES
41810	C C DICKSON CO		\$43.04	2005	GOODS AND SUPPLIES
36478	C C DICKSON CO		\$321.47	2003	GOODS AND SUPPLIES
38454	C C DICKSON CO		\$108.24	2003	GOODS AND SUPPLIES
39924	C C DICKSON CO		\$78.90	2003	GOODS AND SUPPLIES
35542	C C DICKSON CO		\$57.41	2003	GOODS AND SUPPLIES
32223	C C DICKSON CO		\$38.59	2003	GOODS AND SUPPLIES
38537	C C DICKSON CO		\$180.74	2003	GOODS AND SUPPLIES
3927	C C DICKSON CO		\$595.50	2004	GOODS AND SUPPLIES
10590	C C DICKSON CO		\$299.25	2004	GOODS AND SUPPLIES
10818	C C DICKSON CO		\$489.41	2004	GOODS AND SUPPLIES
7860	C C DICKSON CO		\$189.00	2004	GOODS AND SUPPLIES
9173	C C DICKSON CO		\$466.83	2004	GOODS AND SUPPLIES
6811	C C DICKSON CO		\$489.41	2004	GOODS AND SUPPLIES
7332	C C DICKSON CO		\$333.76	2004	GOODS AND SUPPLIES
3928	C C DICKSON CO		\$285.01	2004	GOODS AND SUPPLIES
6065	C C DICKSON CO		\$507.22	2004	GOODS AND SUPPLIES
13058	C C DICKSON CO		\$466.52	2004	GOODS AND SUPPLIES
9378	C C DICKSON CO		\$94.25	2004	GOODS AND SUPPLIES
11380	C C DICKSON CO		\$507.40	2004	GOODS AND SUPPLIES
16225	C C DICKSON CO		\$438.18	2005	GOODS AND SUPPLIES
16226	C C DICKSON CO		\$459.61	2005	GOODS AND SUPPLIES
26003	C C DICKSON CO		\$285.17	2005	GOODS AND SUPPLIES
25332	C C DICKSON CO		\$82.03	2005	GOODS AND SUPPLIES
16223	C C DICKSON CO		\$441.00	2005	GOODS AND SUPPLIES
22781	C C DICKSON CO		\$136.80	2005	GOODS AND SUPPLIES
16677	C C DICKSON CO		\$34.35	2005	GOODS AND SUPPLIES
28098	C C DICKSON CO		\$44.98	2003	GOODS AND SUPPLIES
23260	C C DICKSON CO		\$94.56	2005	GOODS AND SUPPLIES
28090	C C DICKSON CO		\$49.39	2003	GOODS AND SUPPLIES
23783	C C DICKSON CO		\$381.28	2005	GOODS AND SUPPLIES

GOODS AND SERVICES CONTRACTS

Appendix A

PURCHASE ORDER #	VENDOR NAME	ETHNICITY	AWARD AMOUNT	FY	BUSINESS CATEGORY
22823	C C DICKSON CO		\$120.31	2005	GOODS AND SUPPLIES
28231	C C DICKSON CO		\$96.93	2003	GOODS AND SUPPLIES
28126	C C DICKSON CO		\$60.92	2003	GOODS AND SUPPLIES
28144	C C DICKSON CO		\$306.60	2003	GOODS AND SUPPLIES
23812	C C DICKSON CO		\$132.15	2005	GOODS AND SUPPLIES
16678	C C DICKSON CO		\$567.87	2005	GOODS AND SUPPLIES
20521	C C DICKSON CO		\$120.00	2005	GOODS AND SUPPLIES
20464	C C DICKSON CO		\$80.39	2005	GOODS AND SUPPLIES
24618	C C DICKSON CO		\$65.25	2005	GOODS AND SUPPLIES
23434	C C DICKSON CO		\$1,713.00	2005	GOODS AND SUPPLIES
23433	C C DICKSON CO		\$47.47	2005	GOODS AND SUPPLIES
39448	C C RIGGS INC		\$4,670.00	2003	GOODS AND SUPPLIES
24341	C C VAUGHAN & SONS INC		\$952.50	2005	GOODS AND SUPPLIES
33693	C K SUPPLY		\$374.90	2003	GOODS AND SUPPLIES
34197	C K SUPPLY		\$297.83	2003	GOODS AND SUPPLIES
32704	C K SUPPLY		\$29.40	2003	GOODS AND SUPPLIES
41279	C K SUPPLY		\$16.80	2005	GOODS AND SUPPLIES
31674	C K SUPPLY		\$66.95	2003	GOODS AND SUPPLIES
31727	C K SUPPLY		\$101.59	2003	GOODS AND SUPPLIES
39756	C K SUPPLY		\$84.67	2003	GOODS AND SUPPLIES
33242	C K SUPPLY		\$291.21	2003	GOODS AND SUPPLIES
32924	C K SUPPLY		\$62.16	2003	GOODS AND SUPPLIES
32699	C K SUPPLY		\$100.36	2003	GOODS AND SUPPLIES
177	C K SUPPLY		\$491.66	2004	GOODS AND SUPPLIES
886	C K SUPPLY		\$420.59	2004	GOODS AND SUPPLIES
1235	C K SUPPLY		\$27.89	2004	GOODS AND SUPPLIES
4339	C K SUPPLY		\$1,714.83	2004	GOODS AND SUPPLIES
16214	C K SUPPLY		\$25.20	2005	GOODS AND SUPPLIES
14389	C K SUPPLY		\$45.02	2004	GOODS AND SUPPLIES
19851	C K SUPPLY		\$61.15	2005	GOODS AND SUPPLIES
27166	C K SUPPLY		\$253.05	2005	GOODS AND SUPPLIES
28084	C K SUPPLY		\$72.03	2003	GOODS AND SUPPLIES
22699	C K SUPPLY		\$525.00	2005	GOODS AND SUPPLIES
17919	C K SUPPLY		\$94.71	2005	GOODS AND SUPPLIES

GOODS AND SERVICES CONTRACTS

Appendix A

PURCHASE ORDER #	VENDOR NAME	ETHNICITY	AWARD AMOUNT	FY	BUSINESS CATEGORY
18253	C K SUPPLY		\$47.25	2005	GOODS AND SUPPLIES
18279	C K SUPPLY		\$164.64	2005	GOODS AND SUPPLIES
41153	C M R PRINTING	AFRICAN AMERICAN	\$78.75	2005	GOODS AND SUPPLIES
41435	C M R PRINTING	AFRICAN AMERICAN	\$315.00	2005	GOODS AND SUPPLIES
12627	C M R PRINTING	AFRICAN AMERICAN	\$55.00	2004	GOODS AND SUPPLIES
35887	C PLEX INC		\$109.73	2003	GOODS AND SUPPLIES
71	C R JACKSON INC	NONMINORITY MALE	\$2,131.50	2004	GOODS AND SUPPLIES
16039	C R JACKSON INC	NONMINORITY MALE	\$1,000.00	2005	GOODS AND SUPPLIES
19384	C R JACKSON INC	NONMINORITY MALE	\$2,000.00	2005	GOODS AND SUPPLIES
5273	CABINET SHOP OF COLUMBIA INC		\$4,788.00	2004	GOODS AND SUPPLIES
38009	CABLE & CONNECTIONS INC		\$20.00	2003	GOODS AND SUPPLIES
32222	CABLE & CONNECTIONS INC		\$20.00	2003	GOODS AND SUPPLIES
41604	CABLE & CONNECTIONS INC		\$31.50	2005	GOODS AND SUPPLIES
38288	CABLE & CONNECTIONS INC		\$110.25	2003	GOODS AND SUPPLIES
40419	CABLE & CONNECTIONS INC		\$73.71	2003	GOODS AND SUPPLIES
38807	CABLE & CONNECTIONS INC		\$105.71	2003	GOODS AND SUPPLIES
41377	CABLE & CONNECTIONS INC		\$8,326.50	2005	GOODS AND SUPPLIES
31781	CABLE & CONNECTIONS INC		\$20.27	2003	GOODS AND SUPPLIES
32687	CABLE & CONNECTIONS INC		\$228.27	2003	GOODS AND SUPPLIES
2514	CABLE & CONNECTIONS INC		\$47.33	2004	GOODS AND SUPPLIES
6465	CABLE & CONNECTIONS INC		\$53.76	2004	GOODS AND SUPPLIES
5694	CABLE & CONNECTIONS INC		\$73.50	2004	GOODS AND SUPPLIES
10364	CABLE & CONNECTIONS INC		\$2,000.00	2004	GOODS AND SUPPLIES
11244	CABLE & CONNECTIONS INC		\$511.35	2004	GOODS AND SUPPLIES
6514	CABLE & CONNECTIONS INC		\$76.65	2004	GOODS AND SUPPLIES
2412	CABLE & CONNECTIONS INC		\$4.00	2004	GOODS AND SUPPLIES
12270	CABLE & CONNECTIONS INC		\$34.65	2004	GOODS AND SUPPLIES
361	CABLE & CONNECTIONS INC		\$36.75	2004	GOODS AND SUPPLIES
13785	CABLE & CONNECTIONS INC		\$367.50	2004	GOODS AND SUPPLIES
7409	CABLE & CONNECTIONS INC		\$95.55	2004	GOODS AND SUPPLIES
9223	CABLE & CONNECTIONS INC		\$171.15	2004	GOODS AND SUPPLIES
10512	CABLE & CONNECTIONS INC		\$150.00	2004	GOODS AND SUPPLIES
9506	CABLE & CONNECTIONS INC		\$1,843.02	2004	GOODS AND SUPPLIES
8571	CABLE & CONNECTIONS INC		\$189.00	2004	GOODS AND SUPPLIES

GOODS AND SERVICES CONTRACTS

Appendix A

PURCHASE ORDER #	VENDOR NAME	ETHNICITY	AWARD AMOUNT	FY	BUSINESS CATEGORY
13600	CABLE & CONNECTIONS INC		\$7,980.00	2004	GOODS AND SUPPLIES
7335	CABLE & CONNECTIONS INC		\$115.50	2004	GOODS AND SUPPLIES
3625	CABLE & CONNECTIONS INC		\$2,000.00	2004	GOODS AND SUPPLIES
21705	CABLE & CONNECTIONS INC		\$500.00	2005	GOODS AND SUPPLIES
24100	CABLE & CONNECTIONS INC		\$471.45	2005	GOODS AND SUPPLIES
20421	CABLE & CONNECTIONS INC		\$126.00	2005	GOODS AND SUPPLIES
22498	CABLE & CONNECTIONS INC		\$37.00	2005	GOODS AND SUPPLIES
16171	CABLE & CONNECTIONS INC		\$80.85	2005	GOODS AND SUPPLIES
17552	CABLE & CONNECTIONS INC		\$1,184.35	2005	GOODS AND SUPPLIES
26092	CABLE & CONNECTIONS INC		\$313.95	2005	GOODS AND SUPPLIES
15446	CABLE & CONNECTIONS INC		\$2,000.00	2005	GOODS AND SUPPLIES
26187	CABLE & CONNECTIONS INC		\$34.98	2005	GOODS AND SUPPLIES
34634	CABLE VANTAGE		\$2,865.00	2003	GOODS AND SUPPLIES
29892	CAMDEN FIRE EXTINGUISHERS LLC		\$4,898.35	2003	GOODS AND SUPPLIES
32646	CAMDEN FIRE EXTINGUISHERS LLC		\$119.60	2003	GOODS AND SUPPLIES
36833	CAMDEN FIRE EXTINGUISHERS LLC		\$409.20	2003	GOODS AND SUPPLIES
4099	CAMDEN FIRE EXTINGUISHERS LLC		\$5,000.00	2004	GOODS AND SUPPLIES
23967	CAMDEN FIRE EXTINGUISHERS LLC		\$475.00	2005	GOODS AND SUPPLIES
26011	CAMDEN FIRE EXTINGUISHERS LLC		\$500.00	2005	GOODS AND SUPPLIES
25908	CAMDEN FIRE EXTINGUISHERS LLC		\$1,730.73	2005	GOODS AND SUPPLIES
31332	CAMERON & BARKLEY CO		\$321.43	2003	GOODS AND SUPPLIES
33948	CAMERON & BARKLEY CO		\$374.50	2003	GOODS AND SUPPLIES
40034	CAMERON & BARKLEY CO		\$84.00	2003	GOODS AND SUPPLIES
40036	CAMERON & BARKLEY CO		\$309.44	2003	GOODS AND SUPPLIES
36434	CAMERON & BARKLEY CO		\$262.08	2003	GOODS AND SUPPLIES
38178	CAMERON & BARKLEY CO		\$356.70	2003	GOODS AND SUPPLIES
33824	CAMERON & BARKLEY CO		\$125.29	2003	GOODS AND SUPPLIES
29089	CAMERON & BARKLEY CO		\$29.65	2003	GOODS AND SUPPLIES
32939	CAMERON & BARKLEY CO		\$37.63	2003	GOODS AND SUPPLIES
30830	CAMERON & BARKLEY CO		\$57.68	2003	GOODS AND SUPPLIES
40198	CAMERON & BARKLEY CO		\$37.09	2003	GOODS AND SUPPLIES
28157	CAMERON & BARKLEY CO		\$62.62	2003	GOODS AND SUPPLIES
39992	CANOEING FOR KIDS		\$250.00	2003	GOODS AND SUPPLIES
2878	CANOEING FOR KIDS		\$500.00	2004	GOODS AND SUPPLIES

GOODS AND SERVICES CONTRACTS

Appendix A

PURCHASE ORDER #	VENDOR NAME	ETHNICITY	AWARD AMOUNT	FY	BUSINESS CATEGORY
20660	CAPITAL CITY LOCK & SAFE CO INC		\$83.73	2005	GOODS AND SUPPLIES
33392	CAPITAL OFFICE PRODUCTS		\$310.00	2003	GOODS AND SUPPLIES
24086	CAPITAL PRINTER REPAIR INC		\$160.00	2005	GOODS AND SUPPLIES
27270	CAPITAL PRINTER REPAIR INC		\$306.80	2005	GOODS AND SUPPLIES
30550	CAPITAL SUPPLY CO		\$365.40	2003	GOODS AND SUPPLIES
30549	CAPITAL SUPPLY CO		\$277.20	2003	GOODS AND SUPPLIES
34781	CAPITAL SUPPLY CO		\$157.45	2003	GOODS AND SUPPLIES
29843	CAPITAL SUPPLY CO		\$125.21	2003	GOODS AND SUPPLIES
32911	CAPITAL SUPPLY CO		\$400.00	2003	GOODS AND SUPPLIES
35287	CAPITAL SUPPLY CO		\$89.35	2003	GOODS AND SUPPLIES
31766	CAPITAL SUPPLY CO		\$29.62	2003	GOODS AND SUPPLIES
30557	CAPITAL SUPPLY CO		\$486.76	2003	GOODS AND SUPPLIES
37831	CAPITAL SUPPLY CO		\$172.77	2003	GOODS AND SUPPLIES
34670	CAPITAL SUPPLY CO		\$999.36	2003	GOODS AND SUPPLIES
39250	CAPITAL SUPPLY CO		\$87.13	2003	GOODS AND SUPPLIES
35039	CAPITAL SUPPLY CO		\$80.85	2003	GOODS AND SUPPLIES
39027	CAPITAL SUPPLY CO		\$63.00	2003	GOODS AND SUPPLIES
32195	CAPITAL SUPPLY CO		\$249.07	2003	GOODS AND SUPPLIES
31411	CAPITAL SUPPLY CO		\$219.93	2003	GOODS AND SUPPLIES
38748	CAPITAL SUPPLY CO		\$94.20	2003	GOODS AND SUPPLIES
32748	CAPITAL SUPPLY CO		\$25.25	2003	GOODS AND SUPPLIES
39953	CAPITAL SUPPLY CO		\$108.57	2003	GOODS AND SUPPLIES
34946	CAPITAL SUPPLY CO		\$132.64	2003	GOODS AND SUPPLIES
37537	CAPITAL SUPPLY CO		\$91.19	2003	GOODS AND SUPPLIES
38008	CAPITAL SUPPLY CO		\$198.08	2003	GOODS AND SUPPLIES
34286	CAPITAL SUPPLY CO		\$39.19	2003	GOODS AND SUPPLIES
34531	CAPITAL SUPPLY CO		\$29.62	2003	GOODS AND SUPPLIES
30788	CAPITAL SUPPLY CO		\$396.90	2003	GOODS AND SUPPLIES
29700	CAPITAL SUPPLY CO		\$199.20	2003	GOODS AND SUPPLIES
30749	CAPITAL SUPPLY CO		\$302.49	2003	GOODS AND SUPPLIES
36453	CAPITAL SUPPLY CO		\$25.52	2003	GOODS AND SUPPLIES
30634	CAPITAL SUPPLY CO		\$63.06	2003	GOODS AND SUPPLIES
33494	CAPITAL SUPPLY CO		\$396.90	2003	GOODS AND SUPPLIES
34066	CAPITAL SUPPLY CO		\$79.91	2003	GOODS AND SUPPLIES

GOODS AND SERVICES CONTRACTS

Appendix A

PURCHASE ORDER #	VENDOR NAME	ETHNICITY	AWARD AMOUNT	FY	BUSINESS CATEGORY
33138	CAPITAL SUPPLY CO		\$115.24	2003	GOODS AND SUPPLIES
37441	CAPITAL SUPPLY CO		\$749.75	2003	GOODS AND SUPPLIES
30608	CAPITAL SUPPLY CO		\$457.67	2003	GOODS AND SUPPLIES
31707	CAPITAL SUPPLY CO		\$969.32	2003	GOODS AND SUPPLIES
39751	CAPITAL SUPPLY CO		\$466.96	2003	GOODS AND SUPPLIES
34758	CAPITAL SUPPLY CO		\$14.96	2003	GOODS AND SUPPLIES
31319	CAPITAL SUPPLY CO		\$312.00	2003	GOODS AND SUPPLIES
32925	CAPITAL SUPPLY CO		\$44.37	2003	GOODS AND SUPPLIES
38535	CAPITAL SUPPLY CO		\$276.23	2003	GOODS AND SUPPLIES
37781	CAPITAL SUPPLY CO		\$53.76	2003	GOODS AND SUPPLIES
29879	CAPITAL SUPPLY CO		\$32.87	2003	GOODS AND SUPPLIES
28803	CAPITAL SUPPLY CO		\$475.00	2003	GOODS AND SUPPLIES
28849	CAPITAL SUPPLY CO		\$341.97	2003	GOODS AND SUPPLIES
41260	CAPITAL SUPPLY OF COLA INC		\$1,298.50	2005	GOODS AND SUPPLIES
42145	CAPITAL SUPPLY OF COLA INC		\$480.00	2005	GOODS AND SUPPLIES
42389	CAPITAL SUPPLY OF COLA INC		\$316.23	2005	GOODS AND SUPPLIES
42142	CAPITAL SUPPLY OF COLA INC		\$63.00	2005	GOODS AND SUPPLIES
41304	CAPITAL SUPPLY OF COLA INC		\$252.81	2005	GOODS AND SUPPLIES
42137	CAPITAL SUPPLY OF COLA INC		\$474.13	2005	GOODS AND SUPPLIES
42135	CAPITAL SUPPLY OF COLA INC		\$100.00	2005	GOODS AND SUPPLIES
42146	CAPITAL SUPPLY OF COLA INC		\$76.80	2005	GOODS AND SUPPLIES
12278	CAPITAL SUPPLY OF COLA INC		\$479.90	2004	GOODS AND SUPPLIES
7456	CAPITAL SUPPLY OF COLA INC		\$82.19	2004	GOODS AND SUPPLIES
1788	CAPITAL SUPPLY OF COLA INC		\$30.24	2004	GOODS AND SUPPLIES
5561	CAPITAL SUPPLY OF COLA INC		\$67.20	2004	GOODS AND SUPPLIES
10682	CAPITAL SUPPLY OF COLA INC		\$1,000.00	2004	GOODS AND SUPPLIES
3389	CAPITAL SUPPLY OF COLA INC		\$30.24	2004	GOODS AND SUPPLIES
5843	CAPITAL SUPPLY OF COLA INC		\$157.50	2004	GOODS AND SUPPLIES
10863	CAPITAL SUPPLY OF COLA INC		\$300.00	2004	GOODS AND SUPPLIES
1305	CAPITAL SUPPLY OF COLA INC		\$119.39	2004	GOODS AND SUPPLIES
8804	CAPITAL SUPPLY OF COLA INC		\$107.98	2004	GOODS AND SUPPLIES
11396	CAPITAL SUPPLY OF COLA INC		\$427.67	2004	GOODS AND SUPPLIES
12279	CAPITAL SUPPLY OF COLA INC		\$413.44	2004	GOODS AND SUPPLIES
13698	CAPITAL SUPPLY OF COLA INC		\$500.00	2004	GOODS AND SUPPLIES

GOODS AND SERVICES CONTRACTS

Appendix A

PURCHASE ORDER #	VENDOR NAME	ETHNICITY	AWARD AMOUNT	FY	BUSINESS CATEGORY
848	CAPITAL SUPPLY OF COLA INC		\$1,000.00	2004	GOODS AND SUPPLIES
4590	CAPITAL SUPPLY OF COLA INC		\$498.75	2004	GOODS AND SUPPLIES
818	CAPITAL SUPPLY OF COLA INC		\$11.29	2004	GOODS AND SUPPLIES
6702	CAPITAL SUPPLY OF COLA INC		\$49.14	2004	GOODS AND SUPPLIES
2220	CAPITAL SUPPLY OF COLA INC		\$33.03	2004	GOODS AND SUPPLIES
6199	CAPITAL SUPPLY OF COLA INC		\$138.86	2004	GOODS AND SUPPLIES
5444	CAPITAL SUPPLY OF COLA INC		\$53.81	2004	GOODS AND SUPPLIES
10144	CAPITAL SUPPLY OF COLA INC		\$99.65	2004	GOODS AND SUPPLIES
4011	CAPITAL SUPPLY OF COLA INC		\$2,000.00	2004	GOODS AND SUPPLIES
9134	CAPITAL SUPPLY OF COLA INC		\$200.00	2004	GOODS AND SUPPLIES
13634	CAPITAL SUPPLY OF COLA INC		\$105.00	2004	GOODS AND SUPPLIES
4000	CAPITAL SUPPLY OF COLA INC		\$202.01	2004	GOODS AND SUPPLIES
5753	CAPITAL SUPPLY OF COLA INC		\$150.00	2004	GOODS AND SUPPLIES
8965	CAPITAL SUPPLY OF COLA INC		\$71.19	2004	GOODS AND SUPPLIES
9033	CAPITAL SUPPLY OF COLA INC		\$210.00	2004	GOODS AND SUPPLIES
1271	CAPITAL SUPPLY OF COLA INC		\$31.48	2004	GOODS AND SUPPLIES
23488	CAPITAL SUPPLY OF COLA INC		\$5.04	2005	GOODS AND SUPPLIES
25628	CAPITAL SUPPLY OF COLA INC		\$2.44	2005	GOODS AND SUPPLIES
19334	CAPITAL SUPPLY OF COLA INC		\$500.00	2005	GOODS AND SUPPLIES
26455	CAPITAL SUPPLY OF COLA INC		\$53.55	2005	GOODS AND SUPPLIES
16203	CAPITAL SUPPLY OF COLA INC		\$2,500.00	2005	GOODS AND SUPPLIES
18782	CAPITAL SUPPLY OF COLA INC		\$270.38	2005	GOODS AND SUPPLIES
16198	CAPITAL SUPPLY OF COLA INC		\$93.00	2005	GOODS AND SUPPLIES
23045	CAPITAL SUPPLY OF COLA INC		\$300.00	2005	GOODS AND SUPPLIES
17520	CAPITAL SUPPLY OF COLA INC		\$78.75	2005	GOODS AND SUPPLIES
18645	CAPITAL SUPPLY OF COLA INC		\$249.73	2005	GOODS AND SUPPLIES
14257	CAPITAL SUPPLY OF COLA INC		\$498.75	2004	GOODS AND SUPPLIES
15152	CAPITAL SUPPLY OF COLA INC		\$500.00	2005	GOODS AND SUPPLIES
18839	CAPITAL SUPPLY OF COLA INC		\$498.75	2005	GOODS AND SUPPLIES
25151	CAPITAL SUPPLY OF COLA INC		\$400.00	2005	GOODS AND SUPPLIES
19127	CAPITAL SUPPLY OF COLA INC		\$1,000.00	2005	GOODS AND SUPPLIES
25014	CAPITAL SUPPLY OF COLA INC		\$241.14	2005	GOODS AND SUPPLIES
22694	CAPITAL SUPPLY OF COLA INC		\$476.07	2005	GOODS AND SUPPLIES
4972	CAPITOL AUTO PARTS INC		\$4,500.00	2004	GOODS AND SUPPLIES

GOODS AND SERVICES CONTRACTS

Appendix A

PURCHASE ORDER #	VENDOR NAME	ETHNICITY	AWARD AMOUNT	FY	BUSINESS CATEGORY
4786	CAPITOL AUTO PARTS INC		\$4,500.00	2004	GOODS AND SUPPLIES
22641	CAPITOL AUTO PARTS INC		\$262.58	2005	GOODS AND SUPPLIES
23417	CAPITOL AUTO PARTS INC		\$525.00	2005	GOODS AND SUPPLIES
19544	CAPITOL AUTO PARTS INC		\$2,381.44	2005	GOODS AND SUPPLIES
15735	CAPITOL AUTO PARTS INC		\$2,100.00	2005	GOODS AND SUPPLIES
14908	CAPITOL AUTO PARTS INC		\$35.59	2005	GOODS AND SUPPLIES
21987	CAPITOL AUTO PARTS INC		\$509.37	2005	GOODS AND SUPPLIES
22122	CAPITOL AUTO PARTS INC		\$24.41	2005	GOODS AND SUPPLIES
32242	CAPITOL DESIGN OF SC INC		\$971.25	2003	GOODS AND SUPPLIES
37500	CAPITOL DESIGN OF SC INC		\$1,575.00	2003	GOODS AND SUPPLIES
32244	CAPITOL DESIGN OF SC INC		\$3,225.00	2003	GOODS AND SUPPLIES
32243	CAPITOL DESIGN OF SC INC		\$588.00	2003	GOODS AND SUPPLIES
34177	CAPITOL DESIGN OF SC INC		\$150.00	2003	GOODS AND SUPPLIES
37499	CAPITOL DESIGN OF SC INC		\$1,172.48	2003	GOODS AND SUPPLIES
31404	CAPITOL DESIGN OF SC INC		\$364.88	2003	GOODS AND SUPPLIES
34235	CAPITOL DESIGN OF SC INC		\$157.50	2003	GOODS AND SUPPLIES
15	CAPITOL DESIGN OF SC INC		\$1,338.75	2004	GOODS AND SUPPLIES
4822	CAPITOL DESIGN OF SC INC		\$179.00	2004	GOODS AND SUPPLIES
23	CAPITOL DESIGN OF SC INC		\$1,682.10	2004	GOODS AND SUPPLIES
26801	CAPITOL DESIGN OF SC INC		\$499.80	2005	GOODS AND SUPPLIES
20213	CAPITOL DESIGN OF SC INC		\$267.75	2005	GOODS AND SUPPLIES
39701	CARLTON BATES CO		\$79.05	2003	GOODS AND SUPPLIES
37746	CARLTON BATES CO		\$375.64	2003	GOODS AND SUPPLIES
37192	CARLTON BATES CO		\$54.67	2003	GOODS AND SUPPLIES
30337	CARLTON BATES CO		\$376.37	2003	GOODS AND SUPPLIES
38741	CARLTON BATES CO		\$1,218.50	2003	GOODS AND SUPPLIES
38002	CARLTON BATES CO		\$1,348.80	2003	GOODS AND SUPPLIES
35138	CARLTON BATES CO		\$1,014.78	2003	GOODS AND SUPPLIES
38073	CARLTON BATES CO		\$871.20	2003	GOODS AND SUPPLIES
42444	CARLTON BATES CO		\$5.57	2005	GOODS AND SUPPLIES
34945	CARLTON BATES CO		\$395.89	2003	GOODS AND SUPPLIES
29224	CARLTON BATES CO		\$1,801.43	2003	GOODS AND SUPPLIES
5021	CARLTON BATES CO		\$28.73	2004	GOODS AND SUPPLIES
3060	CARLTON BATES CO		\$196.41	2004	GOODS AND SUPPLIES

GOODS AND SERVICES CONTRACTS

Appendix A

PURCHASE ORDER #	VENDOR NAME	ETHNICITY	AWARD AMOUNT	FY	BUSINESS CATEGORY
9801	CARLTON BATES CO		\$70.88	2004	GOODS AND SUPPLIES
2661	CARLTON BATES CO		\$70.88	2004	GOODS AND SUPPLIES
13243	CARLTON BATES CO		\$90.72	2004	GOODS AND SUPPLIES
4061	CARLTON BATES CO		\$22.68	2004	GOODS AND SUPPLIES
6655	CARLTON BATES CO		\$494.29	2004	GOODS AND SUPPLIES
9575	CARLTON BATES CO		\$93.83	2004	GOODS AND SUPPLIES
9574	CARLTON BATES CO		\$173.67	2004	GOODS AND SUPPLIES
9866	CARLTON BATES CO		\$70.88	2004	GOODS AND SUPPLIES
11258	CARLTON BATES CO		\$93.83	2004	GOODS AND SUPPLIES
6229	CARLTON BATES CO		\$28.73	2004	GOODS AND SUPPLIES
2995	CARLTON BATES CO		\$357.23	2004	GOODS AND SUPPLIES
2445	CARLTON BATES CO		\$321.30	2004	GOODS AND SUPPLIES
6670	CARLTON BATES CO		\$4.85	2004	GOODS AND SUPPLIES
587	CARLTON BATES CO		\$2,625.00	2004	GOODS AND SUPPLIES
2413	CARLTON BATES CO		\$284.02	2004	GOODS AND SUPPLIES
4290	CARLTON BATES CO		\$34.52	2004	GOODS AND SUPPLIES
10902	CARLTON BATES CO		\$14.70	2004	GOODS AND SUPPLIES
23140	CARLTON BATES CO		\$269.85	2005	GOODS AND SUPPLIES
27590	CARLTON BATES CO		\$46.41	2005	GOODS AND SUPPLIES
16644	CARLTON BATES CO		\$29.82	2005	GOODS AND SUPPLIES
14091	CARLTON BATES CO		\$158.13	2004	GOODS AND SUPPLIES
16541	CARLTON BATES CO		\$5,235.60	2005	GOODS AND SUPPLIES
19442	CARLTON BATES CO		\$734.76	2005	GOODS AND SUPPLIES
25082	CARLTON BATES CO		\$32.21	2005	GOODS AND SUPPLIES
24935	CARLTON BATES CO		\$21.84	2005	GOODS AND SUPPLIES
23086	CARLTON BATES CO		\$449.40	2005	GOODS AND SUPPLIES
25261	CARLTON BATES CO		\$156.30	2005	GOODS AND SUPPLIES
24953	CARLTON BATES CO		\$55.52	2005	GOODS AND SUPPLIES
14787	CARLTON BATES CO		\$49.75	2005	GOODS AND SUPPLIES
23008	CARLTON BATES CO		\$19.07	2005	GOODS AND SUPPLIES
15226	CARLTON BATES CO		\$3,000.00	2005	GOODS AND SUPPLIES
26533	CARLTON BATES CO		\$399.00	2005	GOODS AND SUPPLIES
41940	CAROLAND SALES & CO		\$142.80	2005	GOODS AND SUPPLIES
39330	CAROLAND SALES & CO		\$353.85	2003	GOODS AND SUPPLIES

GOODS AND SERVICES CONTRACTS

Appendix A

PURCHASE ORDER #	VENDOR NAME	ETHNICITY	AWARD AMOUNT	FY	BUSINESS CATEGORY
17918	CAROLAND SALES & CO		\$214.04	2005	GOODS AND SUPPLIES
12645	CAROLINA CONCRETE & ASPHALT RECYCLING INC		\$3,000.00	2004	GOODS AND SUPPLIES
16985	CAROLINA CONCRETE & ASPHALT RECYCLING INC		\$5,000.00	2005	GOODS AND SUPPLIES
15604	CAROLINA COPYRIGHT INC		\$15.39	2005	GOODS AND SUPPLIES
4636	CAROLINA COVERS INC DBA CAROLINA TARP & AWNING INC		\$153.15	2004	GOODS AND SUPPLIES
2815	CAROLINA COVERS INC DBA CAROLINA TARP & AWNING INC		\$159.00	2004	GOODS AND SUPPLIES
5086	CAROLINA COVERS INC DBA CAROLINA TARP & AWNING INC		\$969.60	2004	GOODS AND SUPPLIES
11693	CAROLINA COVERS INC DBA CAROLINA TARP & AWNING INC		\$360.40	2004	GOODS AND SUPPLIES
13479	CAROLINA COVERS INC DBA CAROLINA TARP & AWNING INC		\$531.06	2004	GOODS AND SUPPLIES
2363	CAROLINA COVERS INC DBA CAROLINA TARP & AWNING INC		\$26.50	2004	GOODS AND SUPPLIES
20116	CAROLINA COVERS INC DBA CAROLINA TARP & AWNING INC		\$217.30	2005	GOODS AND SUPPLIES
18486	CAROLINA COVERS INC DBA CAROLINA TARP & AWNING INC		\$217.33	2005	GOODS AND SUPPLIES
19864	CAROLINA COVERS INC DBA CAROLINA TARP & AWNING INC		\$217.30	2005	GOODS AND SUPPLIES
19450	CAROLINA COVERS INC DBA CAROLINA TARP & AWNING INC		\$367.50	2005	GOODS AND SUPPLIES
24362	CAROLINA COVERS INC DBA CAROLINA TARP & AWNING INC		\$230.34	2005	GOODS AND SUPPLIES
15711	CAROLINA COVERS INC DBA CAROLINA TARP & AWNING INC		\$744.12	2005	GOODS AND SUPPLIES
8276	CAROLINA CUSTOM BLINDS DBA ACCENT BLINDS		\$3,790.50	2004	GOODS AND SUPPLIES
10324	CAROLINA CUSTOM SIGNS INC		\$1,850.00	2004	GOODS AND SUPPLIES
32258	CAROLINA EASTERN INC		\$549.61	2003	GOODS AND SUPPLIES
31029	CAROLINA EASTERN INC		\$139.93	2003	GOODS AND SUPPLIES
30582	CAROLINA EASTERN INC		\$269.85	2003	GOODS AND SUPPLIES
2792	CAROLINA EASTERN INC		\$491.00	2004	GOODS AND SUPPLIES
2805	CAROLINA EASTERN INC		\$460.00	2004	GOODS AND SUPPLIES
10122	CAROLINA EASTERN INC		\$490.00	2004	GOODS AND SUPPLIES
14051	CAROLINA EASTERN INC		\$499.00	2004	GOODS AND SUPPLIES
19328	CAROLINA EASTERN INC		\$1,260.00	2005	GOODS AND SUPPLIES
31850	CAROLINA ELECTRONICS SERVICE CO INC		\$189.53	2003	GOODS AND SUPPLIES
41602	CAROLINA ENGRAVERS		\$147.00	2005	GOODS AND SUPPLIES
12497	CAROLINA ENGRAVERS		\$215.25	2004	GOODS AND SUPPLIES
22674	CAROLINA ENGRAVERS		\$56.50	2005	GOODS AND SUPPLIES
22499	CAROLINA ENGRAVERS		\$117.60	2005	GOODS AND SUPPLIES
27144	CAROLINA ENGRAVERS		\$233.19	2005	GOODS AND SUPPLIES
21443	CAROLINA ENGRAVERS		\$932.40	2005	GOODS AND SUPPLIES
18618	CAROLINA ENGRAVERS		\$470.40	2005	GOODS AND SUPPLIES

GOODS AND SERVICES CONTRACTS

Appendix A

PURCHASE ORDER #	VENDOR NAME	ETHNICITY	AWARD AMOUNT	FY	BUSINESS CATEGORY
20413	CAROLINA ENGRAVERS		\$163.80	2005	GOODS AND SUPPLIES
22397	CAROLINA ENGRAVERS		\$114.00	2005	GOODS AND SUPPLIES
38083	CAROLINA FABRICATORS INC		\$140.00	2003	GOODS AND SUPPLIES
9703	CAROLINA FABRICATORS INC		\$909.30	2004	GOODS AND SUPPLIES
40430	CAROLINA FLUID AIR INC		\$790.14	2003	GOODS AND SUPPLIES
39210	CAROLINA FLUID AIR INC		\$39.00	2003	GOODS AND SUPPLIES
40237	CAROLINA FLUID AIR INC		\$844.53	2003	GOODS AND SUPPLIES
29712	CAROLINA FLUID AIR INC		\$2,990.80	2003	GOODS AND SUPPLIES
37749	CAROLINA FLUID AIR INC		\$154.92	2003	GOODS AND SUPPLIES
42188	CAROLINA FLUID AIR INC		\$299.98	2005	GOODS AND SUPPLIES
38788	CAROLINA FLUID AIR INC		\$153.01	2003	GOODS AND SUPPLIES
41858	CAROLINA FLUID AIR INC		\$41.00	2005	GOODS AND SUPPLIES
32462	CAROLINA FLUID AIR INC		\$1,867.73	2003	GOODS AND SUPPLIES
37211	CAROLINA FLUID AIR INC		\$18.14	2003	GOODS AND SUPPLIES
38343	CAROLINA FLUID AIR INC		\$497.04	2003	GOODS AND SUPPLIES
37200	CAROLINA FLUID AIR INC		\$1,899.00	2003	GOODS AND SUPPLIES
30807	CAROLINA FLUID AIR INC		\$1,345.95	2003	GOODS AND SUPPLIES
41598	CAROLINA FLUID AIR INC		\$15.51	2005	GOODS AND SUPPLIES
7190	CAROLINA FLUID AIR INC		\$2,000.00	2004	GOODS AND SUPPLIES
6447	CAROLINA FLUID AIR INC		\$2,000.00	2004	GOODS AND SUPPLIES
442	CAROLINA FLUID AIR INC		\$2,000.00	2004	GOODS AND SUPPLIES
9285	CAROLINA FLUID AIR INC		\$2,000.00	2004	GOODS AND SUPPLIES
6114	CAROLINA FLUID AIR INC		\$341.64	2004	GOODS AND SUPPLIES
10455	CAROLINA FLUID AIR INC		\$546.00	2004	GOODS AND SUPPLIES
10188	CAROLINA FLUID AIR INC		\$1,991.11	2004	GOODS AND SUPPLIES
5885	CAROLINA FLUID AIR INC		\$1,047.60	2004	GOODS AND SUPPLIES
2837	CAROLINA FLUID AIR INC		\$3,150.00	2004	GOODS AND SUPPLIES
28115	CAROLINA FLUID AIR INC		\$234.56	2003	GOODS AND SUPPLIES
15528	CAROLINA FLUID AIR INC		\$752.21	2005	GOODS AND SUPPLIES
24275	CAROLINA FLUID AIR INC		\$278.68	2005	GOODS AND SUPPLIES
21889	CAROLINA FLUID AIR INC		\$472.90	2005	GOODS AND SUPPLIES
19823	CAROLINA FLUID AIR INC		\$478.02	2005	GOODS AND SUPPLIES
21651	CAROLINA FLUID AIR INC		\$276.95	2005	GOODS AND SUPPLIES
15667	CAROLINA FLUID AIR INC		\$31.75	2005	GOODS AND SUPPLIES

GOODS AND SERVICES CONTRACTS

Appendix A

PURCHASE ORDER #	VENDOR NAME	ETHNICITY	AWARD AMOUNT	FY	BUSINESS CATEGORY
23965	CAROLINA FLUID AIR INC		\$70.83	2005	GOODS AND SUPPLIES
17636	CAROLINA FLUID AIR INC		\$1,728.40	2005	GOODS AND SUPPLIES
25468	CAROLINA FLUID AIR INC		\$2,100.00	2005	GOODS AND SUPPLIES
18356	CAROLINA FLUID AIR INC		\$167.03	2005	GOODS AND SUPPLIES
19069	CAROLINA FLUID AIR INC		\$2,100.00	2005	GOODS AND SUPPLIES
21505	CAROLINA FLUID AIR INC		\$848.46	2005	GOODS AND SUPPLIES
27247	CAROLINA FLUID AIR INC		\$64.68	2005	GOODS AND SUPPLIES
22999	CAROLINA FLUID AIR INC		\$1,050.00	2005	GOODS AND SUPPLIES
3660	CAROLINA FRESH FARMS	NONMINORITY MALE	\$166.74	2004	GOODS AND SUPPLIES
26110	CAROLINA FRESH FARMS	NONMINORITY MALE	\$2,625.00	2005	GOODS AND SUPPLIES
23195	CAROLINA FRESH FARMS	NONMINORITY MALE	\$3,879.75	2005	GOODS AND SUPPLIES
26109	CAROLINA FRESH FARMS	NONMINORITY MALE	\$2,625.00	2005	GOODS AND SUPPLIES
3986	CAROLINA HONDA		\$48.15	2004	GOODS AND SUPPLIES
32918	CAROLINA INDUSTRIAL SALES		\$252.07	2003	GOODS AND SUPPLIES
31962	CAROLINA INDUSTRIAL SALES		\$359.51	2003	GOODS AND SUPPLIES
30701	CAROLINA INDUSTRIAL SALES		\$1,957.65	2003	GOODS AND SUPPLIES
32332	CAROLINA INDUSTRIAL SALES		\$145.88	2003	GOODS AND SUPPLIES
33233	CAROLINA INTERNATIONAL TRUCKS INC		\$5,023.76	2003	GOODS AND SUPPLIES
41596	CAROLINA INTERNATIONAL TRUCKS INC		\$112.60	2005	GOODS AND SUPPLIES
42283	CAROLINA INTERNATIONAL TRUCKS INC		\$1,086.00	2005	GOODS AND SUPPLIES
40179	CAROLINA INTERNATIONAL TRUCKS INC		\$979.17	2003	GOODS AND SUPPLIES
41915	CAROLINA INTERNATIONAL TRUCKS INC		\$15,474.37	2005	GOODS AND SUPPLIES
40473	CAROLINA INTERNATIONAL TRUCKS INC		\$957.73	2003	GOODS AND SUPPLIES
40505	CAROLINA INTERNATIONAL TRUCKS INC		\$288.35	2003	GOODS AND SUPPLIES
38794	CAROLINA INTERNATIONAL TRUCKS INC		\$5,237.33	2003	GOODS AND SUPPLIES
42205	CAROLINA INTERNATIONAL TRUCKS INC		\$325.25	2005	GOODS AND SUPPLIES
29563	CAROLINA INTERNATIONAL TRUCKS INC		\$4,837.77	2003	GOODS AND SUPPLIES
35330	CAROLINA INTERNATIONAL TRUCKS INC		\$8,583.75	2003	GOODS AND SUPPLIES
36282	CAROLINA INTERNATIONAL TRUCKS INC		\$4,964.46	2003	GOODS AND SUPPLIES
39524	CAROLINA INTERNATIONAL TRUCKS INC		\$402.98	2003	GOODS AND SUPPLIES
30739	CAROLINA INTERNATIONAL TRUCKS INC		\$4,464.68	2003	GOODS AND SUPPLIES
29781	CAROLINA INTERNATIONAL TRUCKS INC		\$473.69	2003	GOODS AND SUPPLIES
35999	CAROLINA INTERNATIONAL TRUCKS INC		\$3,361.00	2003	GOODS AND SUPPLIES
40428	CAROLINA INTERNATIONAL TRUCKS INC		\$899.07	2003	GOODS AND SUPPLIES

GOODS AND SERVICES CONTRACTS

PURCHASE ORDER #	VENDOR NAME	ETHNICITY	AWARD AMOUNT	FY	BUSINESS CATEGORY
37201	CAROLINA INTERNATIONAL TRUCKS INC		\$5,027.45	2003	GOODS AND SUPPLIES
42148	CAROLINA INTERNATIONAL TRUCKS INC		\$2,100.00	2005	GOODS AND SUPPLIES
37207	CAROLINA INTERNATIONAL TRUCKS INC		\$8,240.03	2003	GOODS AND SUPPLIES
34508	CAROLINA INTERNATIONAL TRUCKS INC		\$4,961.54	2003	GOODS AND SUPPLIES
10793	CAROLINA INTERNATIONAL TRUCKS INC		\$226.86	2004	GOODS AND SUPPLIES
11918	CAROLINA INTERNATIONAL TRUCKS INC		\$891.65	2004	GOODS AND SUPPLIES
11521	CAROLINA INTERNATIONAL TRUCKS INC		\$3,150.00	2004	GOODS AND SUPPLIES
11015	CAROLINA INTERNATIONAL TRUCKS INC		\$540.61	2004	GOODS AND SUPPLIES
2673	CAROLINA INTERNATIONAL TRUCKS INC		\$4,725.00	2004	GOODS AND SUPPLIES
12839	CAROLINA INTERNATIONAL TRUCKS INC		\$2,100.00	2004	GOODS AND SUPPLIES
2468	CAROLINA INTERNATIONAL TRUCKS INC		\$4,500.00	2004	GOODS AND SUPPLIES
10258	CAROLINA INTERNATIONAL TRUCKS INC		\$752.93	2004	GOODS AND SUPPLIES
4445	CAROLINA INTERNATIONAL TRUCKS INC		\$4,500.00	2004	GOODS AND SUPPLIES
201	CAROLINA INTERNATIONAL TRUCKS INC		\$4,725.00	2004	GOODS AND SUPPLIES
9431	CAROLINA INTERNATIONAL TRUCKS INC		\$4,500.00	2004	GOODS AND SUPPLIES
4620	CAROLINA INTERNATIONAL TRUCKS INC		\$75,928.22	2004	GOODS AND SUPPLIES
6727	CAROLINA INTERNATIONAL TRUCKS INC		\$4,500.00	2004	GOODS AND SUPPLIES
12206	CAROLINA INTERNATIONAL TRUCKS INC		\$2,100.00	2004	GOODS AND SUPPLIES
23796	CAROLINA INTERNATIONAL TRUCKS INC		\$3,150.00	2005	GOODS AND SUPPLIES
18489	CAROLINA INTERNATIONAL TRUCKS INC		\$2,100.00	2005	GOODS AND SUPPLIES
19754	CAROLINA INTERNATIONAL TRUCKS INC		\$385.46	2005	GOODS AND SUPPLIES
24201	CAROLINA INTERNATIONAL TRUCKS INC		\$1,115.94	2005	GOODS AND SUPPLIES
19079	CAROLINA INTERNATIONAL TRUCKS INC		\$622.55	2005	GOODS AND SUPPLIES
14910	CAROLINA INTERNATIONAL TRUCKS INC		\$1,780.77	2005	GOODS AND SUPPLIES
24020	CAROLINA INTERNATIONAL TRUCKS INC		\$3,150.00	2005	GOODS AND SUPPLIES
17659	CAROLINA INTERNATIONAL TRUCKS INC		\$3,150.00	2005	GOODS AND SUPPLIES
20965	CAROLINA INTERNATIONAL TRUCKS INC		\$2,100.00	2005	GOODS AND SUPPLIES
28109	CAROLINA INTERNATIONAL TRUCKS INC		\$164.26	2003	GOODS AND SUPPLIES
28108	CAROLINA INTERNATIONAL TRUCKS INC		\$312.26	2003	GOODS AND SUPPLIES
14640	CAROLINA INTERNATIONAL TRUCKS INC		\$6,825.00	2004	GOODS AND SUPPLIES
19964	CAROLINA INTERNATIONAL TRUCKS INC		\$2,100.00	2005	GOODS AND SUPPLIES
14039	CAROLINA INTERNATIONAL TRUCKS INC		\$145.43	2004	GOODS AND SUPPLIES
27134	CAROLINA INTERNATIONAL TRUCKS INC		\$2,100.00	2005	GOODS AND SUPPLIES
26420	CAROLINA INTERNATIONAL TRUCKS INC		\$612.48	2005	GOODS AND SUPPLIES

GOODS AND SERVICES CONTRACTS

Appendix A

PURCHASE ORDER #	VENDOR NAME	ETHNICITY	AWARD AMOUNT	FY	BUSINESS CATEGORY
26231	CAROLINA INTERNATIONAL TRUCKS INC		\$1,271.26	2005	GOODS AND SUPPLIES
21991	CAROLINA INTERNATIONAL TRUCKS INC		\$2,100.00	2005	GOODS AND SUPPLIES
19783	CAROLINA INTERNATIONAL TRUCKS INC		\$126.99	2005	GOODS AND SUPPLIES
25155	CAROLINA INTERNATIONAL TRUCKS INC		\$2,100.00	2005	GOODS AND SUPPLIES
20853	CAROLINA INTERNATIONAL TRUCKS INC		\$10,594.07	2005	GOODS AND SUPPLIES
26084	CAROLINA INTERNATIONAL TRUCKS INC		\$685.83	2005	GOODS AND SUPPLIES
22170	CAROLINA INTERNATIONAL TRUCKS INC		\$5,250.00	2005	GOODS AND SUPPLIES
25140	CAROLINA INTERNATIONAL TRUCKS INC		\$2,100.00	2005	GOODS AND SUPPLIES
26474	CAROLINA INTERNATIONAL TRUCKS INC		\$2,100.00	2005	GOODS AND SUPPLIES
25118	CAROLINA INTERNATIONAL TRUCKS INC		\$1,078.98	2005	GOODS AND SUPPLIES
20947	CAROLINA INTERNATIONAL TRUCKS INC		\$2,100.00	2005	GOODS AND SUPPLIES
19540	CAROLINA INTERNATIONAL TRUCKS INC		\$2,100.00	2005	GOODS AND SUPPLIES
17111	CAROLINA INTERNATIONAL TRUCKS INC		\$1,813.14	2005	GOODS AND SUPPLIES
20824	CAROLINA INTERNATIONAL TRUCKS INC		\$888.43	2005	GOODS AND SUPPLIES
15685	CAROLINA INTERNATIONAL TRUCKS INC		\$3,150.00	2005	GOODS AND SUPPLIES
20933	CAROLINA INTERNATIONAL TRUCKS INC		\$212.77	2005	GOODS AND SUPPLIES
14179	CAROLINA INTERNATIONAL TRUCKS INC		\$195.67	2004	GOODS AND SUPPLIES
26574	CAROLINA INTERNATIONAL TRUCKS INC		\$3,086.09	2005	GOODS AND SUPPLIES
27311	CAROLINA INTERNATIONAL TRUCKS INC		\$2,100.00	2005	GOODS AND SUPPLIES
15110	CAROLINA INTERNATIONAL TRUCKS INC		\$1,198.69	2005	GOODS AND SUPPLIES
21731	CAROLINA INTERNATIONAL TRUCKS INC		\$397.55	2005	GOODS AND SUPPLIES
19462	CAROLINA INTERNATIONAL TRUCKS INC		\$615.99	2005	GOODS AND SUPPLIES
10241	CAROLINA MAILING SERVICE INC	AFRICAN AMERICAN	\$4,995.00	2004	GOODS AND SUPPLIES
25334	CAROLINA MAILING SERVICE INC	AFRICAN AMERICAN	\$1,162.36	2005	GOODS AND SUPPLIES
25941	CAROLINA MAILING SERVICE INC	AFRICAN AMERICAN	\$529.31	2005	GOODS AND SUPPLIES
24968	CAROLINA MAILING SERVICE INC	AFRICAN AMERICAN	\$500.00	2005	GOODS AND SUPPLIES
24420	CAROLINA MAILING SERVICE INC	AFRICAN AMERICAN	\$489.81	2005	GOODS AND SUPPLIES
41865	CAROLINA MATERIAL HANDLING SERVICES DBA CMH SERVIC		\$261.41	2005	GOODS AND SUPPLIES
33298	CAROLINA MATERIAL HANDLING SERVICES DBA CMH SERVIC		\$32.46	2003	GOODS AND SUPPLIES
32206	CAROLINA MATERIAL HANDLING SERVICES DBA CMH SERVIC		\$199.93	2003	GOODS AND SUPPLIES
7529	CAROLINA MATERIAL HANDLING SERVICES DBA CMH SERVIC		\$106.50	2004	GOODS AND SUPPLIES
12944	CAROLINA MATERIAL HANDLING SERVICES DBA CMH SERVIC		\$12.64	2004	GOODS AND SUPPLIES
8369	CAROLINA MATERIAL HANDLING SERVICES DBA CMH SERVIC		\$69.56	2004	GOODS AND SUPPLIES
8512	CAROLINA MATERIAL HANDLING SERVICES DBA CMH SERVIC		\$63.79	2004	GOODS AND SUPPLIES

GOODS AND SERVICES CONTRACTS

Appendix A

PURCHASE ORDER #	VENDOR NAME	ETHNICITY	AWARD AMOUNT	FY	BUSINESS CATEGORY
19482	CAROLINA MATERIAL HANDLING SERVICES DBA CMH SERVIC		\$247.45	2005	GOODS AND SUPPLIES
23184	CAROLINA MATERIAL HANDLING SERVICES DBA CMH SERVIC		\$63.50	2005	GOODS AND SUPPLIES
16852	CAROLINA MATERIAL HANDLING SERVICES DBA CMH SERVIC		\$17.06	2005	GOODS AND SUPPLIES
1951	CAROLINA P C O SUPPLY CO		\$514.50	2004	GOODS AND SUPPLIES
1798	CAROLINA P C O SUPPLY CO		\$204.75	2004	GOODS AND SUPPLIES
5075	CAROLINA P C O SUPPLY CO		\$119.70	2004	GOODS AND SUPPLIES
3781	CAROLINA P C O SUPPLY CO		\$424.20	2004	GOODS AND SUPPLIES
11347	CAROLINA P C O SUPPLY CO		\$206.00	2004	GOODS AND SUPPLIES
12491	CAROLINA P C O SUPPLY CO		\$118.00	2004	GOODS AND SUPPLIES
6913	CAROLINA P C O SUPPLY CO		\$700.00	2004	GOODS AND SUPPLIES
19344	CAROLINA P C O SUPPLY CO		\$525.00	2005	GOODS AND SUPPLIES
18007	CAROLINA P C O SUPPLY CO		\$478.00	2005	GOODS AND SUPPLIES
19318	CAROLINA P C O SUPPLY CO		\$257.25	2005	GOODS AND SUPPLIES
12772	CAROLINA POWER EQUIPMENT INC		\$628.95	2004	GOODS AND SUPPLIES
1588	CAROLINA POWER EQUIPMENT INC		\$131.64	2004	GOODS AND SUPPLIES
3317	CAROLINA POWER EQUIPMENT INC		\$700.00	2004	GOODS AND SUPPLIES
15507	CAROLINA POWER EQUIPMENT INC		\$700.00	2005	GOODS AND SUPPLIES
41976	CAROLINA RIGGING LLC		\$185.04	2005	GOODS AND SUPPLIES
8608	CAROLINA RIGGING LLC		\$12.72	2004	GOODS AND SUPPLIES
2362	CAROLINA RIGGING LLC		\$500.00	2004	GOODS AND SUPPLIES
1348	CAROLINA RIGGING LLC		\$129.31	2004	GOODS AND SUPPLIES
10928	CAROLINA RIGGING LLC		\$75.32	2004	GOODS AND SUPPLIES
11718	CAROLINA RIGGING LLC		\$148.05	2004	GOODS AND SUPPLIES
10536	CAROLINA RIGGING LLC		\$108.10	2004	GOODS AND SUPPLIES
4721	CAROLINA RIGGING LLC		\$99.88	2004	GOODS AND SUPPLIES
11976	CAROLINA RIGGING LLC		\$399.02	2004	GOODS AND SUPPLIES
9644	CAROLINA RIGGING LLC		\$45.40	2004	GOODS AND SUPPLIES
8963	CAROLINA RIGGING LLC		\$36.83	2004	GOODS AND SUPPLIES
1376	CAROLINA RIGGING LLC		\$114.36	2004	GOODS AND SUPPLIES
773	CAROLINA RIGGING LLC		\$276.78	2004	GOODS AND SUPPLIES
1391	CAROLINA RIGGING LLC		\$54.13	2004	GOODS AND SUPPLIES
5637	CAROLINA RIGGING LLC		\$1,000.00	2004	GOODS AND SUPPLIES
10184	CAROLINA RIGGING LLC		\$166.82	2004	GOODS AND SUPPLIES
10017	CAROLINA RIGGING LLC		\$435.75	2004	GOODS AND SUPPLIES

GOODS AND SERVICES CONTRACTS

Appendix A

PURCHASE ORDER #	VENDOR NAME	ETHNICITY	AWARD AMOUNT	FY	BUSINESS CATEGORY
10018	CAROLINA RIGGING LLC		\$290.92	2004	GOODS AND SUPPLIES
26558	CAROLINA RIGGING LLC		\$103.43	2005	GOODS AND SUPPLIES
18345	CAROLINA RIGGING LLC		\$51.17	2005	GOODS AND SUPPLIES
16523	CAROLINA RIGGING LLC		\$36.63	2005	GOODS AND SUPPLIES
25492	CAROLINA RIGGING LLC		\$1,050.00	2005	GOODS AND SUPPLIES
17264	CAROLINA RIGGING LLC		\$80.67	2005	GOODS AND SUPPLIES
15198	CAROLINA RIGGING LLC		\$53.38	2005	GOODS AND SUPPLIES
23491	CAROLINA RIGGING LLC		\$1,050.00	2005	GOODS AND SUPPLIES
19745	CAROLINA RIGGING LLC		\$141.74	2005	GOODS AND SUPPLIES
20833	CAROLINA RIGGING LLC		\$435.66	2005	GOODS AND SUPPLIES
17119	CAROLINA RIGGING LLC		\$73.99	2005	GOODS AND SUPPLIES
21498	CAROLINA RIGGING LLC		\$1,762.53	2005	GOODS AND SUPPLIES
18990	CAROLINA RIGGING LLC		\$210.00	2005	GOODS AND SUPPLIES
19706	CAROLINA RIGGING LLC		\$141.74	2005	GOODS AND SUPPLIES
22857	CAROLINA RIGGING LLC		\$2,100.00	2005	GOODS AND SUPPLIES
24375	CAROLINA RIGGING LLC		\$542.67	2005	GOODS AND SUPPLIES
25038	CAROLINA RIGGING LLC		\$346.50	2005	GOODS AND SUPPLIES
24576	CAROLINA RIGGING LLC		\$872.82	2005	GOODS AND SUPPLIES
14924	CAROLINA RIGGING LLC		\$80.67	2005	GOODS AND SUPPLIES
35307	CAROLINA RIM & WHEEL CO		\$1,822.67	2003	GOODS AND SUPPLIES
30743	CAROLINA RIM & WHEEL CO		\$1,970.01	2003	GOODS AND SUPPLIES
29562	CAROLINA RIM & WHEEL CO		\$2,001.19	2003	GOODS AND SUPPLIES
42025	CAROLINA RIM & WHEEL CO		\$525.00	2005	GOODS AND SUPPLIES
29430	CAROLINA RIM & WHEEL CO		\$197.50	2003	GOODS AND SUPPLIES
37026	CAROLINA RIM & WHEEL CO		\$5,085.71	2003	GOODS AND SUPPLIES
40184	CAROLINA RIM & WHEEL CO		\$332.95	2003	GOODS AND SUPPLIES
39717	CAROLINA RIM & WHEEL CO		\$200.00	2003	GOODS AND SUPPLIES
32170	CAROLINA RIM & WHEEL CO		\$5,016.95	2003	GOODS AND SUPPLIES
42265	CAROLINA RIM & WHEEL CO		\$1,050.00	2005	GOODS AND SUPPLIES
13265	CAROLINA RIM & WHEEL CO		\$171.19	2004	GOODS AND SUPPLIES
9765	CAROLINA RIM & WHEEL CO		\$1,000.00	2004	GOODS AND SUPPLIES
460	CAROLINA RIM & WHEEL CO		\$2,000.00	2004	GOODS AND SUPPLIES
11316	CAROLINA RIM & WHEEL CO		\$2,100.00	2004	GOODS AND SUPPLIES
11177	CAROLINA RIM & WHEEL CO		\$119.76	2004	GOODS AND SUPPLIES

GOODS AND SERVICES CONTRACTS

Appendix A

PURCHASE ORDER #	VENDOR NAME	ETHNICITY	AWARD AMOUNT	FY	BUSINESS CATEGORY
11019	CAROLINA RIM & WHEEL CO		\$28.35	2004	GOODS AND SUPPLIES
11773	CAROLINA RIM & WHEEL CO		\$367.50	2004	GOODS AND SUPPLIES
2658	CAROLINA RIM & WHEEL CO		\$2,000.00	2004	GOODS AND SUPPLIES
6929	CAROLINA RIM & WHEEL CO		\$3,000.00	2004	GOODS AND SUPPLIES
11199	CAROLINA RIM & WHEEL CO		\$289.92	2004	GOODS AND SUPPLIES
5242	CAROLINA RIM & WHEEL CO		\$2,000.00	2004	GOODS AND SUPPLIES
10801	CAROLINA RIM & WHEEL CO		\$52.65	2004	GOODS AND SUPPLIES
11445	CAROLINA RIM & WHEEL CO		\$1,050.00	2004	GOODS AND SUPPLIES
11853	CAROLINA RIM & WHEEL CO		\$1,050.00	2004	GOODS AND SUPPLIES
10638	CAROLINA RIM & WHEEL CO		\$34.86	2004	GOODS AND SUPPLIES
4046	CAROLINA RIM & WHEEL CO		\$2,000.00	2004	GOODS AND SUPPLIES
5635	CAROLINA RIM & WHEEL CO		\$2,000.00	2004	GOODS AND SUPPLIES
20283	CAROLINA RIM & WHEEL CO		\$214.44	2005	GOODS AND SUPPLIES
17262	CAROLINA RIM & WHEEL CO		\$1,050.00	2005	GOODS AND SUPPLIES
22111	CAROLINA RIM & WHEEL CO		\$1,745.31	2005	GOODS AND SUPPLIES
20271	CAROLINA RIM & WHEEL CO		\$111.41	2005	GOODS AND SUPPLIES
15547	CAROLINA RIM & WHEEL CO		\$251.94	2005	GOODS AND SUPPLIES
20407	CAROLINA RIM & WHEEL CO		\$99.25	2005	GOODS AND SUPPLIES
15560	CAROLINA RIM & WHEEL CO		\$1,050.00	2005	GOODS AND SUPPLIES
22128	CAROLINA RIM & WHEEL CO		\$2,082.28	2005	GOODS AND SUPPLIES
20303	CAROLINA RIM & WHEEL CO		\$78.28	2005	GOODS AND SUPPLIES
17661	CAROLINA RIM & WHEEL CO		\$2,736.73	2005	GOODS AND SUPPLIES
22110	CAROLINA RIM & WHEEL CO		\$806.88	2005	GOODS AND SUPPLIES
19456	CAROLINA RIM & WHEEL CO		\$830.91	2005	GOODS AND SUPPLIES
26468	CAROLINA RIM & WHEEL CO		\$1,000.00	2005	GOODS AND SUPPLIES
25633	CAROLINA RIM & WHEEL CO		\$289.86	2005	GOODS AND SUPPLIES
18480	CAROLINA RIM & WHEEL CO		\$1,050.00	2005	GOODS AND SUPPLIES
20836	CAROLINA RIM & WHEEL CO		\$109.41	2005	GOODS AND SUPPLIES
18073	CAROLINA RIM & WHEEL CO		\$91.95	2005	GOODS AND SUPPLIES
19485	CAROLINA RIM & WHEEL CO		\$160.06	2005	GOODS AND SUPPLIES
21292	CAROLINA RIM & WHEEL CO		\$2,082.28	2005	GOODS AND SUPPLIES
14652	CAROLINA RIM & WHEEL CO		\$62.16	2004	GOODS AND SUPPLIES
18317	CAROLINA RIM & WHEEL CO		\$215.35	2005	GOODS AND SUPPLIES
22867	CAROLINA RIM & WHEEL CO		\$2,100.00	2005	GOODS AND SUPPLIES

GOODS AND SERVICES CONTRACTS

Appendix A

PURCHASE ORDER #	VENDOR NAME	ETHNICITY	AWARD AMOUNT	FY	BUSINESS CATEGORY
20966	CAROLINA RIM & WHEEL CO		\$1,050.00	2005	GOODS AND SUPPLIES
15111	CAROLINA RIM & WHEEL CO		\$155.40	2005	GOODS AND SUPPLIES
14925	CAROLINA RIM & WHEEL CO		\$91.32	2005	GOODS AND SUPPLIES
19232	CAROLINA RIM & WHEEL CO		\$91.64	2005	GOODS AND SUPPLIES
22631	CAROLINA RIM & WHEEL CO		\$162.96	2005	GOODS AND SUPPLIES
19797	CAROLINA RIM & WHEEL CO		\$846.72	2005	GOODS AND SUPPLIES
17255	CAROLINA RIM & WHEEL CO		\$348.83	2005	GOODS AND SUPPLIES
25727	CAROLINA RIM & WHEEL CO		\$1,050.00	2005	GOODS AND SUPPLIES
42043	CAROLINA SCREEN PRINTERS		\$277.73	2005	GOODS AND SUPPLIES
4275	CAROLINA SURPLUS SALES ARMY NAVY STORE AKA ANDREW		\$146.79	2004	GOODS AND SUPPLIES
14069	CAROLINA SURPLUS SALES ARMY NAVY STORE AKA ANDREW		\$200.00	2004	GOODS AND SUPPLIES
14536	CAROLINA SURPLUS SALES ARMY NAVY STORE AKA ANDREW		\$419.74	2004	GOODS AND SUPPLIES
27648	CAROLINA SURPLUS SALES ARMY NAVY STORE AKA ANDREW		\$300.00	2005	GOODS AND SUPPLIES
18447	CAROLINA SURPLUS SALES ARMY NAVY STORE AKA ANDREW		\$169.79	2005	GOODS AND SUPPLIES
31992	CAROLINA TRUCKS & EQUIPMENT CO INC	AFRICAN AMERICAN	\$1,393.80	2003	GOODS AND SUPPLIES
33231	CAROLINA TRUCKS & EQUIPMENT CO INC	AFRICAN AMERICAN	\$4,052.64	2003	GOODS AND SUPPLIES
29567	CAROLINA TRUCKS & EQUIPMENT CO INC	AFRICAN AMERICAN	\$4,957.60	2003	GOODS AND SUPPLIES
15209	CAROLINA WRECKING INC		\$315.00	2005	GOODS AND SUPPLIES
29441	CAROLINAS RIGGING		\$57.75	2003	GOODS AND SUPPLIES
39609	CAROLINAS RIGGING		\$293.15	2003	GOODS AND SUPPLIES
34933	CAROLINAS RIGGING		\$375.87	2003	GOODS AND SUPPLIES
29812	CAROLINAS RIGGING		\$44.13	2003	GOODS AND SUPPLIES
39539	CAROLINAS RIGGING		\$19.33	2003	GOODS AND SUPPLIES
33626	CAROLINAS RIGGING		\$940.09	2003	GOODS AND SUPPLIES
36674	CAROLINAS RIGGING		\$158.34	2003	GOODS AND SUPPLIES
29569	CAROLINAS RIGGING		\$1,003.83	2003	GOODS AND SUPPLIES
36144	CAROLINAS RIGGING		\$73.50	2003	GOODS AND SUPPLIES
29832	CARQUEST AUTO PARTS OF COLA INC		\$1,102.60	2003	GOODS AND SUPPLIES
34355	CARQUEST AUTO PARTS OF COLA INC		\$409.92	2003	GOODS AND SUPPLIES
42232	CARQUEST AUTO PARTS OF COLA INC		\$1,050.00	2005	GOODS AND SUPPLIES
7189	CARQUEST AUTO PARTS OF COLA INC		\$64.25	2004	GOODS AND SUPPLIES
814	CARQUEST AUTO PARTS OF COLA INC		\$79.49	2004	GOODS AND SUPPLIES
1982	CARQUEST AUTO PARTS OF COLA INC		\$200.00	2004	GOODS AND SUPPLIES
7100	CARQUEST AUTO PARTS OF COLA INC		\$15.92	2004	GOODS AND SUPPLIES

GOODS AND SERVICES CONTRACTS

Appendix A

PURCHASE ORDER #	VENDOR NAME	ETHNICITY	AWARD AMOUNT	FY	BUSINESS CATEGORY
21989	CARQUEST AUTO PARTS OF COLA INC		\$105.59	2005	GOODS AND SUPPLIES
23709	CARQUEST AUTO PARTS OF COLA INC		\$12.79	2005	GOODS AND SUPPLIES
25891	CARQUEST AUTO PARTS OF COLA INC		\$62.33	2005	GOODS AND SUPPLIES
17276	CARQUEST AUTO PARTS OF COLA INC		\$82.95	2005	GOODS AND SUPPLIES
21861	CARQUEST AUTO PARTS OF COLA INC		\$29.31	2005	GOODS AND SUPPLIES
27309	CARQUEST AUTO PARTS OF COLA INC		\$1,050.00	2005	GOODS AND SUPPLIES
22236	CARQUEST AUTO PARTS OF COLA INC		\$104.86	2005	GOODS AND SUPPLIES
17656	CARQUEST AUTO PARTS OF COLA INC		\$525.00	2005	GOODS AND SUPPLIES
24937	CARQUEST AUTO PARTS OF COLA INC		\$118.73	2005	GOODS AND SUPPLIES
21514	CARQUEST AUTO PARTS OF COLA INC		\$56.05	2005	GOODS AND SUPPLIES
21487	CARQUEST AUTO PARTS OF COLA INC		\$166.95	2005	GOODS AND SUPPLIES
19784	CARQUEST AUTO PARTS OF COLA INC		\$172.13	2005	GOODS AND SUPPLIES
25124	CARQUEST AUTO PARTS OF COLA INC		\$525.00	2005	GOODS AND SUPPLIES
26194	CARQUEST AUTO PARTS OF COLA INC		\$63.86	2005	GOODS AND SUPPLIES
23183	CARQUEST AUTO PARTS OF COLA INC		\$12.33	2005	GOODS AND SUPPLIES
25629	CARQUEST AUTO PARTS OF COLA INC		\$703.24	2005	GOODS AND SUPPLIES
22116	CARQUEST AUTO PARTS OF COLA INC		\$32.64	2005	GOODS AND SUPPLIES
17832	CARQUEST AUTO PARTS OF COLA INC		\$24.38	2005	GOODS AND SUPPLIES
23494	CARQUEST AUTO PARTS OF COLA INC		\$16.36	2005	GOODS AND SUPPLIES
22343	CARQUEST AUTO PARTS OF COLA INC		\$204.83	2005	GOODS AND SUPPLIES
22664	CARQUEST AUTO PARTS OF COLA INC		\$703.24	2005	GOODS AND SUPPLIES
39072	CARTER CANVAS CO		\$2,085.00	2003	GOODS AND SUPPLIES
34725	CARTER CANVAS CO		\$2,085.00	2003	GOODS AND SUPPLIES
32483	CARTER CANVAS CO		\$2,085.00	2003	GOODS AND SUPPLIES
42235	CASHION ELECTRONICS INC		\$747.94	2005	GOODS AND SUPPLIES
31357	CASSELMAN SHEET METAL SERVICE INC		\$223.13	2003	GOODS AND SUPPLIES
42380	CATOES INC		\$610.24	2005	GOODS AND SUPPLIES
36660	CATOES MOPED SHED INC		\$65.94	2003	GOODS AND SUPPLIES
40197	CATOES MOPED SHED INC		\$1,007.85	2003	GOODS AND SUPPLIES
33314	CATOES MOPED SHED INC		\$178.49	2003	GOODS AND SUPPLIES
37981	CATOES MOPED SHED INC		\$618.00	2003	GOODS AND SUPPLIES
31348	CATOES MOPED SHED INC		\$1,716.94	2003	GOODS AND SUPPLIES
39735	CATOES MOPED SHED INC		\$94.45	2003	GOODS AND SUPPLIES
38497	CATOES MOPED SHED INC		\$157.45	2003	GOODS AND SUPPLIES

GOODS AND SERVICES CONTRACTS

Appendix A

PURCHASE ORDER #	VENDOR NAME	ETHNICITY	AWARD AMOUNT	FY	BUSINESS CATEGORY
31338	CATOES MOPED SHED INC		\$1,353.94	2003	GOODS AND SUPPLIES
38144	CATOES MOPED SHED INC		\$1,878.01	2003	GOODS AND SUPPLIES
30184	CATOES MOPED SHED INC		\$442.75	2003	GOODS AND SUPPLIES
29833	CATOES MOPED SHED INC		\$2,074.97	2003	GOODS AND SUPPLIES
40451	CATOES MOPED SHED INC		\$67.20	2003	GOODS AND SUPPLIES
40456	CATOES MOPED SHED INC		\$85.95	2003	GOODS AND SUPPLIES
39418	CATOES MOPED SHED INC		\$209.94	2003	GOODS AND SUPPLIES
40488	CATOES MOPED SHED INC		\$33.39	2003	GOODS AND SUPPLIES
40499	CATOES MOPED SHED INC		\$58.70	2003	GOODS AND SUPPLIES
38601	CATOES MOPED SHED INC		\$7,124.25	2003	GOODS AND SUPPLIES
36845	CATOES MOPED SHED INC		\$2,099.95	2003	GOODS AND SUPPLIES
40551	CATOES MOPED SHED INC		\$539.92	2003	GOODS AND SUPPLIES
29881	CATOES MOPED SHED INC		\$29.35	2003	GOODS AND SUPPLIES
7324	CATOES MOPED SHED INC		\$20.99	2004	GOODS AND SUPPLIES
8627	CATOES MOPED SHED INC		\$1,028.74	2004	GOODS AND SUPPLIES
12571	CATOES MOPED SHED INC		\$68.04	2004	GOODS AND SUPPLIES
11020	CATOES MOPED SHED INC		\$31.40	2004	GOODS AND SUPPLIES
11803	CATOES MOPED SHED INC		\$1,432.10	2004	GOODS AND SUPPLIES
13791	CATOES MOPED SHED INC		\$59.70	2004	GOODS AND SUPPLIES
11982	CATOES MOPED SHED INC		\$36.75	2004	GOODS AND SUPPLIES
8312	CATOES MOPED SHED INC		\$1,229.00	2004	GOODS AND SUPPLIES
11697	CATOES MOPED SHED INC		\$207.80	2004	GOODS AND SUPPLIES
6463	CATOES MOPED SHED INC		\$420.00	2004	GOODS AND SUPPLIES
4272	CATOES MOPED SHED INC		\$500.00	2004	GOODS AND SUPPLIES
3744	CATOES MOPED SHED INC		\$13,543.42	2004	GOODS AND SUPPLIES
12119	CATOES MOPED SHED INC		\$77.28	2004	GOODS AND SUPPLIES
12076	CATOES MOPED SHED INC		\$17.33	2004	GOODS AND SUPPLIES
1187	CATOES MOPED SHED INC		\$1,298.23	2004	GOODS AND SUPPLIES
13684	CATOES MOPED SHED INC		\$38.77	2004	GOODS AND SUPPLIES
13811	CATOES MOPED SHED INC		\$327.18	2004	GOODS AND SUPPLIES
13180	CATOES MOPED SHED INC		\$246.50	2004	GOODS AND SUPPLIES
11330	CATOES MOPED SHED INC		\$26.78	2004	GOODS AND SUPPLIES
7476	CATOES MOPED SHED INC		\$2,000.00	2004	GOODS AND SUPPLIES
12305	CATOES MOPED SHED INC		\$101.59	2004	GOODS AND SUPPLIES

GOODS AND SERVICES CONTRACTS

Appendix A

PURCHASE ORDER #	VENDOR NAME	ETHNICITY	AWARD AMOUNT	FY	BUSINESS CATEGORY
11221	CATOES MOPED SHED INC		\$83.80	2004	GOODS AND SUPPLIES
12256	CATOES MOPED SHED INC		\$1,370.25	2004	GOODS AND SUPPLIES
12257	CATOES MOPED SHED INC		\$1,163.40	2004	GOODS AND SUPPLIES
10179	CATOES MOPED SHED INC		\$1,613.59	2004	GOODS AND SUPPLIES
2996	CATOES MOPED SHED INC		\$119.44	2004	GOODS AND SUPPLIES
9959	CATOES MOPED SHED INC		\$269.95	2004	GOODS AND SUPPLIES
90	CATOES MOPED SHED INC		\$2,100.00	2004	GOODS AND SUPPLIES
7149	CATOES MOPED SHED INC		\$677.17	2004	GOODS AND SUPPLIES
13254	CATOES MOPED SHED INC		\$82.75	2004	GOODS AND SUPPLIES
11965	CATOES MOPED SHED INC		\$30.98	2004	GOODS AND SUPPLIES
7862	CATOES MOPED SHED INC		\$227.03	2004	GOODS AND SUPPLIES
3045	CATOES MOPED SHED INC		\$2,000.00	2004	GOODS AND SUPPLIES
22108	CATOES MOPED SHED INC		\$362.70	2005	GOODS AND SUPPLIES
16542	CATOES MOPED SHED INC		\$104.90	2005	GOODS AND SUPPLIES
14922	CATOES MOPED SHED INC		\$1,050.00	2005	GOODS AND SUPPLIES
26336	CATOES MOPED SHED INC		\$3,695.79	2005	GOODS AND SUPPLIES
18704	CATOES MOPED SHED INC		\$2,100.00	2005	GOODS AND SUPPLIES
22621	CATOES MOPED SHED INC		\$2,100.00	2005	GOODS AND SUPPLIES
20114	CATOES MOPED SHED INC		\$1,050.00	2005	GOODS AND SUPPLIES
14670	CATOES MOPED SHED INC		\$136.87	2004	GOODS AND SUPPLIES
18742	CATOES MOPED SHED INC		\$325.40	2005	GOODS AND SUPPLIES
17294	CATOES MOPED SHED INC		\$1,050.00	2005	GOODS AND SUPPLIES
17057	CATOES MOPED SHED INC		\$356.90	2005	GOODS AND SUPPLIES
15805	CATOES MOPED SHED INC		\$500.00	2005	GOODS AND SUPPLIES
21893	CATOES MOPED SHED INC		\$387.95	2005	GOODS AND SUPPLIES
14178	CATOES MOPED SHED INC		\$76.49	2004	GOODS AND SUPPLIES
17196	CATOES MOPED SHED INC		\$73.40	2005	GOODS AND SUPPLIES
26734	CATOES MOPED SHED INC		\$1,050.00	2005	GOODS AND SUPPLIES
17062	CATOES MOPED SHED INC		\$493.45	2005	GOODS AND SUPPLIES
22525	CATOES MOPED SHED INC		\$17,220.00	2005	GOODS AND SUPPLIES
22784	CATOES MOPED SHED INC		\$142.45	2005	GOODS AND SUPPLIES
13983	CATOES MOPED SHED INC		\$79.10	2004	GOODS AND SUPPLIES
31692	CEDAR CREEK WHOLESALE FEEDS INC		\$324.10	2003	GOODS AND SUPPLIES
9597	CEDAR CREEK WHOLESALE FEEDS INC		\$841.10	2004	GOODS AND SUPPLIES

GOODS AND SERVICES CONTRACTS

Appendix A

PURCHASE ORDER #	VENDOR NAME	ETHNICITY	AWARD AMOUNT	FY	BUSINESS CATEGORY
41463	CEDAR TERRACE PAPER CO INC		\$140.45	2005	GOODS AND SUPPLIES
39304	CEDAR TERRACE PAPER CO INC		\$507.15	2003	GOODS AND SUPPLIES
34498	CEDAR TERRACE PAPER CO INC		\$400.00	2003	GOODS AND SUPPLIES
8448	CEDAR TERRACE PAPER CO INC		\$131.25	2004	GOODS AND SUPPLIES
28139	CEDAR TERRACE PAPER CO INC		\$140.91	2003	GOODS AND SUPPLIES
19771	CEDAR TERRACE PAPER CO INC		\$140.91	2005	GOODS AND SUPPLIES
23522	CEDAR TERRACE PAPER CO INC		\$131.25	2005	GOODS AND SUPPLIES
18527	CEDAR TERRACE PAPER CO INC		\$131.25	2005	GOODS AND SUPPLIES
42349	CELEBRATIONS OF COLUMBIA LLC	NONMINORITY MALE	\$33.08	2005	GOODS AND SUPPLIES
9150	CELEBRATIONS OF COLUMBIA LLC	NONMINORITY MALE	\$37.63	2004	GOODS AND SUPPLIES
10744	CELEBRATIONS OF COLUMBIA LLC	NONMINORITY MALE	\$252.00	2004	GOODS AND SUPPLIES
4113	CELEBRATIONS OF COLUMBIA LLC	NONMINORITY MALE	\$165.38	2004	GOODS AND SUPPLIES
10934	CELEBRATIONS OF COLUMBIA LLC	NONMINORITY MALE	\$372.75	2004	GOODS AND SUPPLIES
12489	CELEBRATIONS OF COLUMBIA LLC	NONMINORITY MALE	\$22.04	2004	GOODS AND SUPPLIES
5809	CELEBRATIONS OF COLUMBIA LLC	NONMINORITY MALE	\$2,633.59	2004	GOODS AND SUPPLIES
5912	CELEBRATIONS OF COLUMBIA LLC	NONMINORITY MALE	\$165.38	2004	GOODS AND SUPPLIES
9647	CELEBRATIONS OF COLUMBIA LLC	NONMINORITY MALE	\$189.00	2004	GOODS AND SUPPLIES
20216	CELEBRATIONS OF COLUMBIA LLC	NONMINORITY MALE	\$1,294.36	2005	GOODS AND SUPPLIES
24992	CELEBRATIONS OF COLUMBIA LLC	NONMINORITY MALE	\$1,243.20	2005	GOODS AND SUPPLIES
25656	CELEBRATIONS OF COLUMBIA LLC	NONMINORITY MALE	\$264.60	2005	GOODS AND SUPPLIES
19829	CELEBRATIONS OF COLUMBIA LLC	NONMINORITY MALE	\$236.25	2005	GOODS AND SUPPLIES
22900	CELEBRATIONS OF COLUMBIA LLC	NONMINORITY MALE	\$248.06	2005	GOODS AND SUPPLIES
21650	CENTRAL HEATING & AIR CONDITIONING SERVICE INC	NONMINORITY MALE	\$388.00	2005	GOODS AND SUPPLIES
17958	CENTRAL HEATING & AIR CONDITIONING SERVICE INC	NONMINORITY MALE	\$213.00	2005	GOODS AND SUPPLIES
27252	CENTRAL HEATING & AIR CONDITIONING SERVICE INC	NONMINORITY MALE	\$330.00	2005	GOODS AND SUPPLIES
5290	CENTRAL LABEL PRODUCTS		\$510.30	2004	GOODS AND SUPPLIES
31310	CENTRAL SUPPLY WAREHOUSE DBA BUDGET & CONTROL BOAR		\$163.80	2003	GOODS AND SUPPLIES
31979	CENTRAL SUPPLY WAREHOUSE DBA BUDGET & CONTROL BOAR		\$1,125.67	2003	GOODS AND SUPPLIES
5693	CENTRAL SUPPLY WAREHOUSE DBA BUDGET & CONTROL BOAR		\$281.91	2004	GOODS AND SUPPLIES
5355	CENTRAL SUPPLY WAREHOUSE DBA BUDGET & CONTROL BOAR		\$980.70	2004	GOODS AND SUPPLIES
22378	CENTURY GLASS	NONMINORITY MALE	\$980.00	2005	GOODS AND SUPPLIES
19931	CHAMPION CONCRETE CO LLC		\$8,400.00	2005	GOODS AND SUPPLIES
20182	CHAMPION CONCRETE CO LLC		\$1,146.60	2005	GOODS AND SUPPLIES
19130	CHAMPION CONCRETE CO LLC		\$5,250.00	2005	GOODS AND SUPPLIES

GOODS AND SERVICES CONTRACTS

Appendix A

PURCHASE ORDER #	VENDOR NAME	ETHNICITY	AWARD AMOUNT	FY	BUSINESS CATEGORY
40754	CHATHAM STEEL CORP		\$2,349.11	2003	GOODS AND SUPPLIES
35911	CHEM PRESSURE		\$94.95	2003	GOODS AND SUPPLIES
29294	CHEMSTATION OF SOUTH CAROLINA		\$2,119.95	2003	GOODS AND SUPPLIES
33767	CHEMSTATION OF SOUTH CAROLINA		\$1,059.98	2003	GOODS AND SUPPLIES
31838	CHEMSTATION OF SOUTH CAROLINA		\$1,059.98	2003	GOODS AND SUPPLIES
35423	CHEMSTATION OF SOUTH CAROLINA		\$2,119.96	2003	GOODS AND SUPPLIES
10572	CHEMSTATION OF SOUTH CAROLINA		\$1,236.64	2004	GOODS AND SUPPLIES
8505	CHEMSTATION OF SOUTH CAROLINA		\$1,059.98	2004	GOODS AND SUPPLIES
21098	CHEMSTATION OF SOUTH CAROLINA		\$2,982.00	2005	GOODS AND SUPPLIES
16409	CHEMSTATION OF SOUTH CAROLINA		\$2,222.95	2005	GOODS AND SUPPLIES
17680	CHEMSTATION OF SOUTH CAROLINA		\$2,791.27	2005	GOODS AND SUPPLIES
8164	CHEROKEE KENWORTH INC		\$2,640.75	2004	GOODS AND SUPPLIES
13160	CHEROKEE KENWORTH INC		\$370.74	2004	GOODS AND SUPPLIES
4836	CHEROKEE KENWORTH INC		\$261.01	2004	GOODS AND SUPPLIES
447	CHEROKEE KENWORTH INC		\$134.65	2004	GOODS AND SUPPLIES
24941	CHEROKEE KENWORTH INC		\$123.85	2005	GOODS AND SUPPLIES
15743	CHEROKEE KENWORTH INC		\$39.02	2005	GOODS AND SUPPLIES
15544	CHEROKEE KENWORTH INC		\$907.52	2005	GOODS AND SUPPLIES
24929	CHEROKEE KENWORTH INC		\$108.12	2005	GOODS AND SUPPLIES
39685	CITY ELECTRIC REPAIR INC		\$39.90	2003	GOODS AND SUPPLIES
9863	CITY ELECTRIC REPAIR INC		\$37.29	2004	GOODS AND SUPPLIES
708	CITY ELECTRIC REPAIR INC		\$34.65	2004	GOODS AND SUPPLIES
25329	CITY ELECTRIC REPAIR INC		\$220.50	2005	GOODS AND SUPPLIES
25957	CITY ELECTRIC REPAIR INC		\$72.94	2005	GOODS AND SUPPLIES
15628	CITY ELECTRIC REPAIR INC		\$87.62	2005	GOODS AND SUPPLIES
26252	CITY ELECTRIC REPAIR INC		\$130.42	2005	GOODS AND SUPPLIES
26200	CITY GARAGE & BODY SHOP		\$1,675.72	2005	GOODS AND SUPPLIES
24675	CITY GARAGE & BODY SHOP		\$2,105.38	2005	GOODS AND SUPPLIES
18127	CLASSIC SYSTEMS LLC		\$214.50	2005	GOODS AND SUPPLIES
36202	CLEAR SOLUTIONS SERVICES LLC		\$1,802.50	2003	GOODS AND SUPPLIES
4906	CLEAR SOLUTIONS SERVICES LLC		\$448.88	2004	GOODS AND SUPPLIES
30015	CLELAND MECHANICAL		\$1,108.50	2003	GOODS AND SUPPLIES
6745	CLOTHING WORLD INC		\$155.38	2004	GOODS AND SUPPLIES
18680	COGDILL CARPETS DBA SALEM CARPET INC		\$254.94	2005	GOODS AND SUPPLIES

GOODS AND SERVICES CONTRACTS

Appendix A

PURCHASE ORDER #	VENDOR NAME	ETHNICITY	AWARD AMOUNT	FY	BUSINESS CATEGORY
779	COLBERTRESA M		\$415.76	2004	GOODS AND SUPPLIES
30665	COLEMANS PLUMBING SUPPLY INC		\$38.30	2003	GOODS AND SUPPLIES
18084	COLEMANS PLUMBING SUPPLY INC		\$86.12	2005	GOODS AND SUPPLIES
17925	COLEMANS PLUMBING SUPPLY INC		\$473.13	2005	GOODS AND SUPPLIES
1450	COLLINS CONTROLS INC		\$275.16	2004	GOODS AND SUPPLIES
25902	COLLINS CONTROLS INC		\$1,292.00	2005	GOODS AND SUPPLIES
35511	COLLINS PRINTING CO		\$138.60	2003	GOODS AND SUPPLIES
8816	COLLINS PRINTING CO		\$3,412.50	2004	GOODS AND SUPPLIES
8238	COLLINS PRINTING CO		\$212.00	2004	GOODS AND SUPPLIES
9929	COLLINS PUMP & CONTROL SERVICES INC		\$451.50	2004	GOODS AND SUPPLIES
10509	COLLINS PUMP & CONTROL SERVICES INC		\$451.50	2004	GOODS AND SUPPLIES
12376	COLONIAL PRINTING INC		\$1,877.66	2004	GOODS AND SUPPLIES
4602	COLONIAL WOODWORKS INC		\$195.00	2004	GOODS AND SUPPLIES
37555	COLPROVIA ASPHALTS		\$75.60	2003	GOODS AND SUPPLIES
7514	COLPROVIA ASPHALTS		\$194.52	2004	GOODS AND SUPPLIES
31028	COLUMBIA APPLIANCE & SERVICE CO		\$452.45	2003	GOODS AND SUPPLIES
34505	COLUMBIA AUTO SPRING CO INC		\$5,000.00	2003	GOODS AND SUPPLIES
42374	COLUMBIA AUTO SPRING CO INC		\$1,050.00	2005	GOODS AND SUPPLIES
31957	COLUMBIA AUTO SPRING CO INC		\$1,000.00	2003	GOODS AND SUPPLIES
34337	COLUMBIA AUTO SPRING CO INC		\$1,339.90	2003	GOODS AND SUPPLIES
32000	COLUMBIA AUTO SPRING CO INC		\$694.18	2003	GOODS AND SUPPLIES
32151	COLUMBIA AUTO SPRING CO INC		\$875.96	2003	GOODS AND SUPPLIES
39531	COLUMBIA AUTO SPRING CO INC		\$2,520.40	2003	GOODS AND SUPPLIES
31931	COLUMBIA AUTO SPRING CO INC		\$1,125.40	2003	GOODS AND SUPPLIES
33816	COLUMBIA AUTO SPRING CO INC		\$1,880.41	2003	GOODS AND SUPPLIES
32951	COLUMBIA AUTO SPRING CO INC		\$1,088.26	2003	GOODS AND SUPPLIES
3491	COLUMBIA AUTO SPRING CO INC		\$410.23	2004	GOODS AND SUPPLIES
9292	COLUMBIA AUTO SPRING CO INC		\$140.73	2004	GOODS AND SUPPLIES
26077	COLUMBIA AUTO SPRING CO INC		\$201.76	2005	GOODS AND SUPPLIES
21285	COLUMBIA AUTO SPRING CO INC		\$2.73	2005	GOODS AND SUPPLIES
20367	COLUMBIA AUTO SPRING CO INC		\$14.70	2005	GOODS AND SUPPLIES
26056	COLUMBIA AUTO SPRING CO INC		\$17.28	2005	GOODS AND SUPPLIES
27314	COLUMBIA AUTO SPRING CO INC		\$40.43	2005	GOODS AND SUPPLIES
40339	COLUMBIA BUSINESS EQUIPMENT INC		\$84.15	2003	GOODS AND SUPPLIES

GOODS AND SERVICES CONTRACTS

Appendix A

PURCHASE ORDER #	VENDOR NAME	ETHNICITY	AWARD AMOUNT	FY	BUSINESS CATEGORY
32577	COLUMBIA BUSINESS EQUIPMENT INC		\$178.50	2003	GOODS AND SUPPLIES
12238	COLUMBIA BUSINESS EQUIPMENT INC		\$378.15	2004	GOODS AND SUPPLIES
1685	COLUMBIA BUSINESS EQUIPMENT INC		\$108.15	2004	GOODS AND SUPPLIES
6227	COLUMBIA BUSINESS EQUIPMENT INC		\$76.65	2004	GOODS AND SUPPLIES
11650	COLUMBIA BUSINESS EQUIPMENT INC		\$186.00	2004	GOODS AND SUPPLIES
24437	COLUMBIA BUSINESS EQUIPMENT INC		\$83.75	2005	GOODS AND SUPPLIES
25779	COLUMBIA BUSINESS EQUIPMENT INC		\$121.80	2005	GOODS AND SUPPLIES
35574	COLUMBIA BUSINESS FORMS		\$1,239.00	2003	GOODS AND SUPPLIES
40826	COLUMBIA BUSINESS FORMS		\$653.62	2003	GOODS AND SUPPLIES
33960	COLUMBIA BUSINESS FORMS		\$746.02	2003	GOODS AND SUPPLIES
31222	COLUMBIA BUSINESS FORMS		\$403.89	2003	GOODS AND SUPPLIES
41355	COLUMBIA BUSINESS FORMS		\$251.43	2005	GOODS AND SUPPLIES
41159	COLUMBIA BUSINESS FORMS		\$355.43	2005	GOODS AND SUPPLIES
29536	COLUMBIA BUSINESS FORMS		\$1,398.49	2003	GOODS AND SUPPLIES
32795	COLUMBIA BUSINESS FORMS		\$2,199.75	2003	GOODS AND SUPPLIES
34704	COLUMBIA BUSINESS FORMS		\$648.14	2003	GOODS AND SUPPLIES
36356	COLUMBIA BUSINESS FORMS		\$1,285.22	2003	GOODS AND SUPPLIES
8305	COLUMBIA BUSINESS FORMS		\$413.34	2004	GOODS AND SUPPLIES
1361	COLUMBIA BUSINESS FORMS		\$658.90	2004	GOODS AND SUPPLIES
4513	COLUMBIA BUSINESS FORMS		\$1,215.38	2004	GOODS AND SUPPLIES
2784	COLUMBIA BUSINESS FORMS		\$1,300.95	2004	GOODS AND SUPPLIES
5682	COLUMBIA BUSINESS FORMS		\$705.60	2004	GOODS AND SUPPLIES
12028	COLUMBIA BUSINESS FORMS		\$1,189.44	2004	GOODS AND SUPPLIES
5735	COLUMBIA BUSINESS FORMS		\$415.01	2004	GOODS AND SUPPLIES
5683	COLUMBIA BUSINESS FORMS		\$717.73	2004	GOODS AND SUPPLIES
20256	COLUMBIA BUSINESS FORMS		\$717.73	2005	GOODS AND SUPPLIES
15699	COLUMBIA BUSINESS FORMS		\$946.00	2005	GOODS AND SUPPLIES
17459	COLUMBIA BUSINESS FORMS		\$736.63	2005	GOODS AND SUPPLIES
26345	COLUMBIA BUSINESS FORMS		\$23.49	2005	GOODS AND SUPPLIES
20254	COLUMBIA BUSINESS FORMS		\$1,291.50	2005	GOODS AND SUPPLIES
21815	COLUMBIA BUSINESS FORMS		\$2,460.00	2005	GOODS AND SUPPLIES
40152	COLUMBIA CONTAINER		\$840.75	2003	GOODS AND SUPPLIES
6624	COLUMBIA COOLING & HEATING CO INC		\$246.25	2004	GOODS AND SUPPLIES
6623	COLUMBIA COOLING & HEATING CO INC		\$1,353.60	2004	GOODS AND SUPPLIES

GOODS AND SERVICES CONTRACTS

Appendix A

PURCHASE ORDER #	VENDOR NAME	ETHNICITY	AWARD AMOUNT	FY	BUSINESS CATEGORY
33299	COLUMBIA CRAWLER CORP		\$3,677.74	2003	GOODS AND SUPPLIES
30729	COLUMBIA CRAWLER CORP		\$1,036.77	2003	GOODS AND SUPPLIES
34340	COLUMBIA CRAWLER CORP		\$1,423.48	2003	GOODS AND SUPPLIES
32405	COLUMBIA CRAWLER CORP		\$1,502.71	2003	GOODS AND SUPPLIES
37014	COLUMBIA CRAWLER CORP		\$4,165.43	2003	GOODS AND SUPPLIES
40831	COLUMBIA CRAWLER CORP		\$398.19	2003	GOODS AND SUPPLIES
31282	COLUMBIA CRAWLER CORP		\$1,687.95	2003	GOODS AND SUPPLIES
34526	COLUMBIA CRAWLER CORP		\$398.19	2003	GOODS AND SUPPLIES
31071	COLUMBIA FIRE & SAFETY INC		\$824.25	2003	GOODS AND SUPPLIES
8439	COLUMBIA FIRE & SAFETY INC		\$450.45	2004	GOODS AND SUPPLIES
22263	COLUMBIA FIRE & SAFETY INC		\$2,772.00	2005	GOODS AND SUPPLIES
24969	COLUMBIA FIRE & SAFETY INC		\$173.51	2005	GOODS AND SUPPLIES
20199	COLUMBIA FLUID SYSTEM TECHNOLOGY LLC		\$285.92	2005	GOODS AND SUPPLIES
42400	COLUMBIA FREIGHTLINER		\$11.07	2005	GOODS AND SUPPLIES
29568	COLUMBIA FREIGHTLINER		\$1,000.00	2003	GOODS AND SUPPLIES
42181	COLUMBIA FREIGHTLINER		\$11.07	2005	GOODS AND SUPPLIES
41994	COLUMBIA FREIGHTLINER		\$13.74	2005	GOODS AND SUPPLIES
34978	COLUMBIA FREIGHTLINER		\$1,225.01	2003	GOODS AND SUPPLIES
40844	COLUMBIA FREIGHTLINER		\$87,776.00	2003	GOODS AND SUPPLIES
37859	COLUMBIA FREIGHTLINER		\$2,000.00	2003	GOODS AND SUPPLIES
37562	COLUMBIA FREIGHTLINER		\$150.08	2003	GOODS AND SUPPLIES
41601	COLUMBIA FREIGHTLINER		\$46.59	2005	GOODS AND SUPPLIES
41836	COLUMBIA FREIGHTLINER		\$63.09	2005	GOODS AND SUPPLIES
40847	COLUMBIA FREIGHTLINER		\$87,776.00	2003	GOODS AND SUPPLIES
40846	COLUMBIA FREIGHTLINER		\$177,552.00	2003	GOODS AND SUPPLIES
41597	COLUMBIA FREIGHTLINER		\$182.46	2005	GOODS AND SUPPLIES
40842	COLUMBIA FREIGHTLINER		\$177,552.00	2003	GOODS AND SUPPLIES
40841	COLUMBIA FREIGHTLINER		\$109,972.67	2003	GOODS AND SUPPLIES
42279	COLUMBIA FREIGHTLINER		\$488.79	2005	GOODS AND SUPPLIES
32408	COLUMBIA FREIGHTLINER		\$2,000.00	2003	GOODS AND SUPPLIES
41898	COLUMBIA FREIGHTLINER		\$84.15	2005	GOODS AND SUPPLIES
8535	COLUMBIA FREIGHTLINER		\$66.28	2004	GOODS AND SUPPLIES
11714	COLUMBIA FREIGHTLINER		\$94.31	2004	GOODS AND SUPPLIES
11777	COLUMBIA FREIGHTLINER		\$207.17	2004	GOODS AND SUPPLIES

GOODS AND SERVICES CONTRACTS

Appendix A

PURCHASE ORDER #	VENDOR NAME	ETHNICITY	AWARD AMOUNT	FY	BUSINESS CATEGORY
13626	COLUMBIA FREIGHTLINER		\$135.59	2004	GOODS AND SUPPLIES
4973	COLUMBIA FREIGHTLINER		\$3,000.00	2004	GOODS AND SUPPLIES
13794	COLUMBIA FREIGHTLINER		\$804.79	2004	GOODS AND SUPPLIES
12597	COLUMBIA FREIGHTLINER		\$40.75	2004	GOODS AND SUPPLIES
13812	COLUMBIA FREIGHTLINER		\$31.00	2004	GOODS AND SUPPLIES
12071	COLUMBIA FREIGHTLINER		\$370.29	2004	GOODS AND SUPPLIES
11335	COLUMBIA FREIGHTLINER		\$99.11	2004	GOODS AND SUPPLIES
91	COLUMBIA FREIGHTLINER		\$2,100.00	2004	GOODS AND SUPPLIES
18070	COLUMBIA FREIGHTLINER		\$83.60	2005	GOODS AND SUPPLIES
26232	COLUMBIA FREIGHTLINER		\$1,050.00	2005	GOODS AND SUPPLIES
14752	COLUMBIA FREIGHTLINER		\$108,062.00	2005	GOODS AND SUPPLIES
22099	COLUMBIA FREIGHTLINER		\$185.72	2005	GOODS AND SUPPLIES
19444	COLUMBIA FREIGHTLINER		\$69.34	2005	GOODS AND SUPPLIES
15112	COLUMBIA FREIGHTLINER		\$274.89	2005	GOODS AND SUPPLIES
14316	COLUMBIA FREIGHTLINER		\$213.13	2004	GOODS AND SUPPLIES
18104	COLUMBIA FREIGHTLINER		\$195.05	2005	GOODS AND SUPPLIES
18554	COLUMBIA FREIGHTLINER		\$2,100.00	2005	GOODS AND SUPPLIES
19225	COLUMBIA FREIGHTLINER		\$2,348.15	2005	GOODS AND SUPPLIES
20630	COLUMBIA FREIGHTLINER		\$979.66	2005	GOODS AND SUPPLIES
21890	COLUMBIA FREIGHTLINER		\$535.03	2005	GOODS AND SUPPLIES
15190	COLUMBIA FREIGHTLINER		\$1,050.00	2005	GOODS AND SUPPLIES
21851	COLUMBIA FREIGHTLINER		\$175.03	2005	GOODS AND SUPPLIES
17655	COLUMBIA FREIGHTLINER		\$574.37	2005	GOODS AND SUPPLIES
14653	COLUMBIA FREIGHTLINER		\$98.98	2004	GOODS AND SUPPLIES
22666	COLUMBIA FREIGHTLINER		\$2,100.00	2005	GOODS AND SUPPLIES
14221	COLUMBIA FREIGHTLINER		\$235.25	2004	GOODS AND SUPPLIES
34282	COLUMBIA FUEL INJECTION INC		\$1,000.00	2004	GOODS AND SUPPLIES
33797	COLUMBIA FUEL INJECTION INC		\$326.25	2003	GOODS AND SUPPLIES
30397	COLUMBIA FUEL INJECTION INC		\$2,000.00	2003	GOODS AND SUPPLIES
29754	COLUMBIA FUEL INJECTION INC		\$642.00	2003	GOODS AND SUPPLIES
6112	COLUMBIA FUEL INJECTION INC		\$1,582.30	2004	GOODS AND SUPPLIES
6442	COLUMBIA FUEL INJECTION INC		\$175.57	2004	GOODS AND SUPPLIES
8789	COLUMBIA FUEL INJECTION INC		\$3,798.41	2004	GOODS AND SUPPLIES
8210	COLUMBIA FUEL INJECTION INC		\$154.98	2004	GOODS AND SUPPLIES

GOODS AND SERVICES CONTRACTS

Appendix A

PURCHASE ORDER #	VENDOR NAME	ETHNICITY	AWARD AMOUNT	FY	BUSINESS CATEGORY
1624	COLUMBIA FUEL INJECTION INC		\$543.75	2004	GOODS AND SUPPLIES
5619	COLUMBIA FUEL INJECTION INC		\$362.94	2004	GOODS AND SUPPLIES
9044	COLUMBIA FUEL INJECTION INC		\$1,698.75	2004	GOODS AND SUPPLIES
1373	COLUMBIA FUEL INJECTION INC		\$85.60	2004	GOODS AND SUPPLIES
17997	COLUMBIA FUEL INJECTION INC		\$1,905.75	2005	GOODS AND SUPPLIES
23174	COLUMBIA FUEL INJECTION INC		\$1,451.06	2005	GOODS AND SUPPLIES
26728	COLUMBIA FUEL INJECTION INC		\$393.75	2005	GOODS AND SUPPLIES
24690	COLUMBIA FUEL INJECTION INC		\$173.37	2005	GOODS AND SUPPLIES
24584	COLUMBIA FUEL INJECTION INC		\$15.40	2005	GOODS AND SUPPLIES
23016	COLUMBIA FUEL INJECTION INC		\$31.79	2005	GOODS AND SUPPLIES
21275	COLUMBIA FUEL INJECTION INC		\$132.35	2005	GOODS AND SUPPLIES
25146	COLUMBIA FUEL INJECTION INC		\$393.75	2005	GOODS AND SUPPLIES
22861	COLUMBIA FUEL INJECTION INC		\$361.18	2005	GOODS AND SUPPLIES
27142	COLUMBIA FUEL INJECTION INC		\$393.75	2005	GOODS AND SUPPLIES
17343	COLUMBIA FUEL INJECTION INC		\$125.68	2005	GOODS AND SUPPLIES
6240	COLUMBIA GLASS INC		\$1,635.00	2004	GOODS AND SUPPLIES
32045	COLUMBIA PHOTO SUPPLY CO INC		\$133.91	2003	GOODS AND SUPPLIES
29255	COLUMBIA PHOTO SUPPLY CO INC		\$455.13	2003	GOODS AND SUPPLIES
34692	COLUMBIA PHOTO SUPPLY CO INC		\$124.60	2003	GOODS AND SUPPLIES
36907	COLUMBIA PHOTO SUPPLY CO INC		\$196.80	2003	GOODS AND SUPPLIES
31801	COLUMBIA PHOTO SUPPLY CO INC		\$94.47	2003	GOODS AND SUPPLIES
34193	COLUMBIA PHOTO SUPPLY CO INC		\$293.85	2003	GOODS AND SUPPLIES
33630	COLUMBIA PHOTO SUPPLY CO INC		\$677.70	2003	GOODS AND SUPPLIES
28205	COLUMBIA PHOTO SUPPLY CO INC		\$107.57	2003	GOODS AND SUPPLIES
28826	COLUMBIA PHOTO SUPPLY CO INC		\$643.13	2003	GOODS AND SUPPLIES
28822	COLUMBIA PHOTO SUPPLY CO INC		\$1,950.52	2003	GOODS AND SUPPLIES
41325	COLUMBIA PHOTOGRAPHIC SUPPLY CO INC		\$436.75	2005	GOODS AND SUPPLIES
41247	COLUMBIA PHOTOGRAPHIC SUPPLY CO INC		\$4,663.90	2005	GOODS AND SUPPLIES
7735	COLUMBIA PHOTOGRAPHIC SUPPLY CO INC		\$42.00	2004	GOODS AND SUPPLIES
1166	COLUMBIA PHOTOGRAPHIC SUPPLY CO INC		\$2,615.55	2004	GOODS AND SUPPLIES
23610	COLUMBIA PHOTOGRAPHIC SUPPLY CO INC		\$202.14	2005	GOODS AND SUPPLIES
34285	COLUMBIA POWERSPORTS CENTER		\$65.53	2003	GOODS AND SUPPLIES
30747	COLUMBIA POWERSPORTS CENTER		\$472.34	2003	GOODS AND SUPPLIES
4376	COLUMBIA POWERSPORTS CENTER		\$95.39	2004	GOODS AND SUPPLIES

GOODS AND SERVICES CONTRACTS

Appendix A

PURCHASE ORDER #	VENDOR NAME	ETHNICITY	AWARD AMOUNT	FY	BUSINESS CATEGORY
9050	COLUMBIA POWERSPORTS CENTER		\$13.00	2004	GOODS AND SUPPLIES
8995	COLUMBIA POWERSPORTS CENTER		\$289.19	2004	GOODS AND SUPPLIES
9313	COLUMBIA POWERSPORTS CENTER		\$500.00	2004	GOODS AND SUPPLIES
27186	COLUMBIA PRINTING & GRAPHICS INC		\$522.18	2005	GOODS AND SUPPLIES
18423	COLUMBIA PRINTING & GRAPHICS INC		\$162.75	2005	GOODS AND SUPPLIES
277	COLUMBIA REPORTING SERVICE DBA CONARCO INC		\$621.95	2004	GOODS AND SUPPLIES
3622	COLUMBIA SCREEN & AWNING		\$3,291.75	2004	GOODS AND SUPPLIES
6498	COLUMBIA SCREEN & AWNING		\$7,243.95	2004	GOODS AND SUPPLIES
37439	COLUMBIA SNACKS INC		\$466.13	2003	GOODS AND SUPPLIES
32289	COLUMBIA SNACKS INC		\$494.43	2003	GOODS AND SUPPLIES
31672	COLUMBIA SNACKS INC		\$182.95	2003	GOODS AND SUPPLIES
1834	COLUMBIA SNACKS INC		\$495.00	2004	GOODS AND SUPPLIES
9143	COLUMBIA SNACKS INC		\$54.80	2004	GOODS AND SUPPLIES
5386	COLUMBIA SNACKS INC		\$300.00	2004	GOODS AND SUPPLIES
10043	COLUMBIA SNACKS INC		\$495.00	2004	GOODS AND SUPPLIES
26423	COLUMBIA SNACKS INC		\$499.00	2005	GOODS AND SUPPLIES
23545	COLUMBIA SNACKS INC		\$499.00	2005	GOODS AND SUPPLIES
20914	COLUMBIA SNACKS INC		\$495.00	2005	GOODS AND SUPPLIES
42136	COLUMBIA VACUUM CENTER INC		\$346.45	2005	GOODS AND SUPPLIES
20207	COLUMBIA VACUUM CENTER INC		\$125.92	2005	GOODS AND SUPPLIES
29074	COMMERCIAL FITNESS EQUIPMENT INC		\$931.57	2003	GOODS AND SUPPLIES
30296	COMMERCIAL FITNESS EQUIPMENT INC		\$2,203.19	2003	GOODS AND SUPPLIES
41914	COMMERCIAL FITNESS SERVICE & SALES		\$880.00	2005	GOODS AND SUPPLIES
41996	COMMERCIAL FITNESS SERVICE & SALES		\$831.89	2005	GOODS AND SUPPLIES
27571	COMMERCIAL FITNESS SERVICE & SALES		\$280.30	2005	GOODS AND SUPPLIES
17700	COMMERCIAL FITNESS SERVICE & SALES		\$88.00	2005	GOODS AND SUPPLIES
38823	COMMERCIAL OFFICE FURNITURE INC		\$489.30	2003	GOODS AND SUPPLIES
38504	COMMERCIAL OFFICE FURNITURE INC		\$2,049.86	2003	GOODS AND SUPPLIES
36894	COMMERCIAL OFFICE FURNITURE INC		\$586.43	2003	GOODS AND SUPPLIES
36895	COMMERCIAL OFFICE FURNITURE INC		\$2,048.50	2003	GOODS AND SUPPLIES
35551	COMMERCIAL OFFICE FURNITURE INC		\$1,399.00	2003	GOODS AND SUPPLIES
33689	COMMERCIAL OFFICE FURNITURE INC		\$624.50	2003	GOODS AND SUPPLIES
36307	COMMERCIAL OFFICE FURNITURE INC		\$259.50	2003	GOODS AND SUPPLIES
37484	COMMERCIAL OFFICE FURNITURE INC		\$99.50	2003	GOODS AND SUPPLIES

GOODS AND SERVICES CONTRACTS

Appendix A

PURCHASE ORDER #	VENDOR NAME	ETHNICITY	AWARD AMOUNT	FY	BUSINESS CATEGORY
35523	COMMERCIAL OFFICE FURNITURE INC		\$4,664.50	2003	GOODS AND SUPPLIES
35064	COMMERCIAL OFFICE FURNITURE INC		\$2,971.00	2003	GOODS AND SUPPLIES
39942	COMMERCIAL OFFICE FURNITURE INC		\$675.00	2003	GOODS AND SUPPLIES
35063	COMMERCIAL OFFICE FURNITURE INC		\$1,551.00	2003	GOODS AND SUPPLIES
37479	COMMERCIAL OFFICE FURNITURE INC		\$1,099.00	2003	GOODS AND SUPPLIES
35062	COMMERCIAL OFFICE FURNITURE INC		\$3,194.50	2003	GOODS AND SUPPLIES
34178	COMMERCIAL OFFICE FURNITURE INC		\$299.50	2003	GOODS AND SUPPLIES
41774	COMMERCIAL OFFICE FURNITURE INC		\$1,940.94	2005	GOODS AND SUPPLIES
34176	COMMERCIAL OFFICE FURNITURE INC		\$399.50	2003	GOODS AND SUPPLIES
34258	COMMERCIAL OFFICE FURNITURE INC		\$1,607.50	2003	GOODS AND SUPPLIES
36923	COMMERCIAL OFFICE FURNITURE INC		\$354.74	2003	GOODS AND SUPPLIES
32319	COMMERCIAL OFFICE FURNITURE INC		\$839.48	2003	GOODS AND SUPPLIES
38496	COMMERCIAL OFFICE FURNITURE INC		\$3,237.50	2003	GOODS AND SUPPLIES
37989	COMMERCIAL OFFICE FURNITURE INC		\$798.00	2003	GOODS AND SUPPLIES
38811	COMMERCIAL OFFICE FURNITURE INC		\$1,922.55	2003	GOODS AND SUPPLIES
39274	COMMERCIAL OFFICE FURNITURE INC		\$149.50	2003	GOODS AND SUPPLIES
37521	COMMERCIAL OFFICE FURNITURE INC		\$418.95	2003	GOODS AND SUPPLIES
36919	COMMERCIAL OFFICE FURNITURE INC		\$419.48	2003	GOODS AND SUPPLIES
36028	COMMERCIAL OFFICE FURNITURE INC		\$1,575.50	2003	GOODS AND SUPPLIES
34256	COMMERCIAL OFFICE FURNITURE INC		\$3,235.00	2003	GOODS AND SUPPLIES
39005	COMMERCIAL OFFICE FURNITURE INC		\$209.48	2003	GOODS AND SUPPLIES
34677	COMMERCIAL OFFICE FURNITURE INC		\$184.28	2003	GOODS AND SUPPLIES
33645	COMMERCIAL OFFICE FURNITURE INC		\$5,167.50	2003	GOODS AND SUPPLIES
42007	COMMERCIAL OFFICE FURNITURE INC		\$419.48	2005	GOODS AND SUPPLIES
34017	COMMERCIAL OFFICE FURNITURE INC		\$1,096.20	2003	GOODS AND SUPPLIES
38110	COMMERCIAL OFFICE FURNITURE INC		\$208.95	2003	GOODS AND SUPPLIES
35552	COMMERCIAL OFFICE FURNITURE INC		\$2,585.50	2003	GOODS AND SUPPLIES
34257	COMMERCIAL OFFICE FURNITURE INC		\$4,666.50	2003	GOODS AND SUPPLIES
4229	COMMERCIAL OFFICE FURNITURE INC		\$2,482.05	2004	GOODS AND SUPPLIES
11551	COMMERCIAL OFFICE FURNITURE INC		\$261.98	2004	GOODS AND SUPPLIES
5829	COMMERCIAL OFFICE FURNITURE INC		\$1,263.70	2004	GOODS AND SUPPLIES
4288	COMMERCIAL OFFICE FURNITURE INC		\$753.90	2004	GOODS AND SUPPLIES
1541	COMMERCIAL OFFICE FURNITURE INC		\$428.93	2004	GOODS AND SUPPLIES
11491	COMMERCIAL OFFICE FURNITURE INC		\$1,311.45	2004	GOODS AND SUPPLIES

GOODS AND SERVICES CONTRACTS

Appendix A

PURCHASE ORDER #	VENDOR NAME	ETHNICITY	AWARD AMOUNT	FY	BUSINESS CATEGORY
11490	COMMERCIAL OFFICE FURNITURE INC		\$1,335.61	2004	GOODS AND SUPPLIES
9857	COMMERCIAL OFFICE FURNITURE INC		\$156.98	2004	GOODS AND SUPPLIES
13729	COMMERCIAL OFFICE FURNITURE INC		\$167.48	2004	GOODS AND SUPPLIES
4913	COMMERCIAL OFFICE FURNITURE INC		\$1,153.43	2004	GOODS AND SUPPLIES
9855	COMMERCIAL OFFICE FURNITURE INC		\$760.21	2004	GOODS AND SUPPLIES
3187	COMMERCIAL OFFICE FURNITURE INC		\$314.48	2004	GOODS AND SUPPLIES
10722	COMMERCIAL OFFICE FURNITURE INC		\$314.48	2004	GOODS AND SUPPLIES
10982	COMMERCIAL OFFICE FURNITURE INC		\$314.48	2004	GOODS AND SUPPLIES
6085	COMMERCIAL OFFICE FURNITURE INC		\$702.46	2004	GOODS AND SUPPLIES
5741	COMMERCIAL OFFICE FURNITURE INC		\$418.96	2004	GOODS AND SUPPLIES
9305	COMMERCIAL OFFICE FURNITURE INC		\$82.95	2004	GOODS AND SUPPLIES
1732	COMMERCIAL OFFICE FURNITURE INC		\$419.48	2004	GOODS AND SUPPLIES
23127	COMMERCIAL OFFICE FURNITURE INC		\$500.58	2005	GOODS AND SUPPLIES
14526	COMMERCIAL OFFICE FURNITURE INC		\$564.91	2004	GOODS AND SUPPLIES
26931	COMMERCIAL OFFICE FURNITURE INC		\$532.10	2005	GOODS AND SUPPLIES
14525	COMMERCIAL OFFICE FURNITURE INC		\$942.91	2004	GOODS AND SUPPLIES
26842	COMMERCIAL OFFICE FURNITURE INC		\$5,556.85	2005	GOODS AND SUPPLIES
21448	COMMERCIAL OFFICE FURNITURE INC		\$314.48	2005	GOODS AND SUPPLIES
25359	COMMERCIAL OFFICE FURNITURE INC		\$734.98	2005	GOODS AND SUPPLIES
26576	COMMERCIAL OFFICE FURNITURE INC		\$6,821.46	2005	GOODS AND SUPPLIES
25379	COMMERCIAL OFFICE FURNITURE INC		\$262.49	2005	GOODS AND SUPPLIES
20545	COMMERCIAL OFFICE FURNITURE INC		\$3,710.70	2005	GOODS AND SUPPLIES
22401	COMMERCIAL OFFICE FURNITURE INC		\$313.96	2005	GOODS AND SUPPLIES
24097	COMMERCIAL OFFICE FURNITURE INC		\$14.13	2005	GOODS AND SUPPLIES
20663	COMMERCIAL OFFICE FURNITURE INC		\$418.95	2005	GOODS AND SUPPLIES
23256	COMMERCIAL OFFICE FURNITURE INC		\$441.00	2005	GOODS AND SUPPLIES
20581	COMMERCIAL OFFICE FURNITURE INC		\$502.43	2005	GOODS AND SUPPLIES
18416	COMMERCIAL OFFICE FURNITURE INC		\$219.98	2005	GOODS AND SUPPLIES
14412	COMMERCIAL OFFICE FURNITURE INC		\$207.48	2004	GOODS AND SUPPLIES
26693	COMMERCIAL OFFICE FURNITURE INC		\$524.99	2005	GOODS AND SUPPLIES
18417	COMMERCIAL OFFICE FURNITURE INC		\$5,178.09	2005	GOODS AND SUPPLIES
26179	COMMERCIAL OFFICE FURNITURE INC		\$5,491.92	2005	GOODS AND SUPPLIES
15894	COMMERCIAL OFFICE FURNITURE INC		\$83.48	2005	GOODS AND SUPPLIES
17676	COMMERCIAL OFFICE FURNITURE INC		\$682.50	2005	GOODS AND SUPPLIES

GOODS AND SERVICES CONTRACTS

Appendix A

PURCHASE ORDER #	VENDOR NAME	ETHNICITY	AWARD AMOUNT	FY	BUSINESS CATEGORY
23988	COMMERCIAL OFFICE FURNITURE INC		\$1,026.33	2005	GOODS AND SUPPLIES
21943	COMMERCIAL OFFICE FURNITURE INC		\$314.48	2005	GOODS AND SUPPLIES
18780	COMMERCIAL OFFICE FURNITURE INC		\$3,250.80	2005	GOODS AND SUPPLIES
5320	COMMUNICATION MANAGEMENT INC		\$1,000.00	2004	GOODS AND SUPPLIES
12563	COMMUNICATIONS SPECIALIST INC		\$265.00	2004	GOODS AND SUPPLIES
10358	COMMUNICATIONS SPECIALIST INC		\$150.00	2004	GOODS AND SUPPLIES
13068	COMMUNICATIONS SPECIALIST INC		\$522.38	2004	GOODS AND SUPPLIES
13192	COMMUNICATIONS SPECIALIST INC		\$40.95	2004	GOODS AND SUPPLIES
8549	COMMUNICATIONS SPECIALIST INC		\$98.47	2004	GOODS AND SUPPLIES
18583	COMMUNICATIONS SPECIALIST INC		\$2,080.00	2005	GOODS AND SUPPLIES
27218	COMMUNICATIONS SPECIALIST INC		\$1,319.85	2005	GOODS AND SUPPLIES
18590	COMMUNICATIONS SPECIALIST INC		\$1,080.00	2005	GOODS AND SUPPLIES
15944	COMMUNICATIONS SPECIALIST INC		\$55.00	2005	GOODS AND SUPPLIES
34308	COMMUNICATIONS SUPPLY CORP		\$220.82	2003	GOODS AND SUPPLIES
32730	COMMUNICATIONS SUPPLY CORP		\$139.50	2003	GOODS AND SUPPLIES
32743	COMMUNICATIONS SUPPLY CORP		\$279.15	2003	GOODS AND SUPPLIES
34064	COMMUNICATIONS SUPPLY CORP		\$457.80	2003	GOODS AND SUPPLIES
34080	COMMUNICATIONS SUPPLY CORP		\$287.50	2003	GOODS AND SUPPLIES
34146	COMMUNICATIONS SUPPLY CORP		\$1,780.50	2003	GOODS AND SUPPLIES
37139	COMMUNICATIONS SUPPLY CORP		\$517.13	2003	GOODS AND SUPPLIES
35835	COMMUNICATIONS SUPPLY CORP		\$102.38	2003	GOODS AND SUPPLIES
32766	COMMUNICATIONS SUPPLY CORP		\$109.88	2003	GOODS AND SUPPLIES
38299	COMMUNICATIONS SUPPLY CORP		\$109.88	2003	GOODS AND SUPPLIES
32977	COMMUNICATIONS SUPPLY CORP		\$138.00	2003	GOODS AND SUPPLIES
32992	COMMUNICATIONS SUPPLY CORP		\$1,758.75	2003	GOODS AND SUPPLIES
37736	COMMUNICATIONS SUPPLY CORP		\$237.04	2003	GOODS AND SUPPLIES
29486	COMMUNICATIONS SUPPLY CORP		\$600.00	2003	GOODS AND SUPPLIES
32750	COMMUNICATIONS SUPPLY CORP		\$181.13	2003	GOODS AND SUPPLIES
1120	COMMUNICATIONS SUPPLY CORP		\$249.37	2004	GOODS AND SUPPLIES
6230	COMMUNICATIONS SUPPLY CORP		\$162.76	2004	GOODS AND SUPPLIES
1722	COMMUNICATIONS SUPPLY CORP		\$3,706.98	2004	GOODS AND SUPPLIES
4223	COMMUNICATIONS SUPPLY CORP		\$490.88	2004	GOODS AND SUPPLIES
2988	COMMUNICATIONS SUPPLY CORP		\$132.30	2004	GOODS AND SUPPLIES
2728	COMMUNICATIONS SUPPLY CORP		\$594.39	2004	GOODS AND SUPPLIES

GOODS AND SERVICES CONTRACTS

Appendix A

PURCHASE ORDER #	VENDOR NAME	ETHNICITY	AWARD AMOUNT	FY	BUSINESS CATEGORY
4565	COMMUNICATIONS SUPPLY CORP		\$456.75	2004	GOODS AND SUPPLIES
20240	COMMUNICATIONS SUPPLY CORP		\$960.75	2005	GOODS AND SUPPLIES
15703	COMMUNICATIONS SUPPLY CORP		\$291.90	2005	GOODS AND SUPPLIES
23909	COMMUNICATIONS SUPPLY CORP		\$1,956.68	2005	GOODS AND SUPPLIES
33616	COMPLETE STEEL SERVICE INC		\$21.13	2003	GOODS AND SUPPLIES
34928	COMPLETE STEEL SERVICE INC		\$36.88	2003	GOODS AND SUPPLIES
41990	COMPLETE STEEL SERVICE INC		\$832.21	2005	GOODS AND SUPPLIES
40920	COMPLETE STEEL SERVICE INC		\$840.00	2003	GOODS AND SUPPLIES
40427	COMPLETE STEEL SERVICE INC		\$51.46	2003	GOODS AND SUPPLIES
11174	COMPLETE STEEL SERVICE INC		\$5,596.98	2004	GOODS AND SUPPLIES
11188	COMPLETE STEEL SERVICE INC		\$302.83	2004	GOODS AND SUPPLIES
12838	COMPLETE STEEL SERVICE INC		\$223.76	2004	GOODS AND SUPPLIES
7184	COMPLETE STEEL SERVICE INC		\$820.46	2004	GOODS AND SUPPLIES
9957	COMPLETE STEEL SERVICE INC		\$113.60	2004	GOODS AND SUPPLIES
11683	COMPLETE STEEL SERVICE INC		\$385.77	2004	GOODS AND SUPPLIES
26563	COMPLETE STEEL SERVICE INC		\$171.40	2005	GOODS AND SUPPLIES
18352	COMPLETE STEEL SERVICE INC		\$605.29	2005	GOODS AND SUPPLIES
21891	COMPLETE STEEL SERVICE INC		\$271.53	2005	GOODS AND SUPPLIES
26738	COMPLETE STEEL SERVICE INC		\$427.22	2005	GOODS AND SUPPLIES
27414	COMPLETE STEEL SERVICE INC		\$124.75	2005	GOODS AND SUPPLIES
24361	COMPLETE STEEL SERVICE INC		\$649.06	2005	GOODS AND SUPPLIES
21479	COMPLETE STEEL SERVICE INC		\$1,086.12	2005	GOODS AND SUPPLIES
22098	COMPLETE STEEL SERVICE INC		\$52.29	2005	GOODS AND SUPPLIES
22887	COMPLETE STEEL SERVICE INC		\$8,524.95	2005	GOODS AND SUPPLIES
23173	COMPLETE STEEL SERVICE INC		\$23.04	2005	GOODS AND SUPPLIES
41251	COMPUTER SALES & SERVICES INC		\$320.25	2005	GOODS AND SUPPLIES
10577	COMPUTER SALES & SERVICES INC		\$251.00	2004	GOODS AND SUPPLIES
39988	COMPUWORLD INC	NONMINORITY WOMEN	\$95.00	2003	GOODS AND SUPPLIES
33633	COMPUWORLD INC	NONMINORITY WOMEN	\$694.00	2003	GOODS AND SUPPLIES
37827	COMPUWORLD INC	NONMINORITY WOMEN	\$362.75	2003	GOODS AND SUPPLIES
5677	COMPUWORLD INC	NONMINORITY WOMEN	\$157.50	2004	GOODS AND SUPPLIES
5300	COMPUWORLD INC	NONMINORITY WOMEN	\$230.00	2004	GOODS AND SUPPLIES
28806	COMPUWORLD INC	NONMINORITY WOMEN	\$438.00	2003	GOODS AND SUPPLIES
14838	COMPUZONE INC	NONMINORITY MALE	\$493.45	2005	GOODS AND SUPPLIES

GOODS AND SERVICES CONTRACTS

Appendix A

PURCHASE ORDER #	VENDOR NAME	ETHNICITY	AWARD AMOUNT	FY	BUSINESS CATEGORY
34648	CONNECTING ELEMENTS INC		\$4,138.79	2003	GOODS AND SUPPLIES
39658	CONSOLIDATED PIPE & SUPPLY CO INC		\$1,650.00	2003	GOODS AND SUPPLIES
38231	CONSOLIDATED PIPE & SUPPLY CO INC		\$65.62	2003	GOODS AND SUPPLIES
36696	CONSOLIDATED PIPE & SUPPLY CO INC		\$367.79	2003	GOODS AND SUPPLIES
9797	CONSOLIDATED PIPE & SUPPLY CO INC		\$109.41	2004	GOODS AND SUPPLIES
12387	CONSOLIDATED PIPE & SUPPLY CO INC		\$882.00	2004	GOODS AND SUPPLIES
2318	CONSOLIDATED PIPE & SUPPLY CO INC		\$34.65	2004	GOODS AND SUPPLIES
9064	CONSOLIDATED PIPE & SUPPLY CO INC		\$37.05	2004	GOODS AND SUPPLIES
11010	CONSOLIDATED PIPE & SUPPLY CO INC		\$1,148.18	2004	GOODS AND SUPPLIES
2189	CONSOLIDATED PIPE & SUPPLY CO INC		\$780.57	2004	GOODS AND SUPPLIES
387	CONSOLIDATED PIPE & SUPPLY CO INC		\$385.46	2004	GOODS AND SUPPLIES
1217	CONSOLIDATED PIPE & SUPPLY CO INC		\$5,827.50	2004	GOODS AND SUPPLIES
8392	CONSOLIDATED PIPE & SUPPLY CO INC		\$2,100.00	2004	GOODS AND SUPPLIES
17828	CONSOLIDATED PIPE & SUPPLY CO INC		\$7,281.12	2005	GOODS AND SUPPLIES
19573	CONSOLIDATED PIPE & SUPPLY CO INC		\$1,589.20	2005	GOODS AND SUPPLIES
20451	CONSOLIDATED PIPE & SUPPLY CO INC		\$2,888.55	2005	GOODS AND SUPPLIES
17133	CONSOLIDATED PIPE & SUPPLY CO INC		\$300.30	2005	GOODS AND SUPPLIES
20449	CONSOLIDATED PIPE & SUPPLY CO INC		\$5,250.00	2005	GOODS AND SUPPLIES
19925	CONSOLIDATED PIPE & SUPPLY CO INC		\$1,425.47	2005	GOODS AND SUPPLIES
15079	CONSOLIDATED PIPE & SUPPLY CO INC		\$5,644.54	2005	GOODS AND SUPPLIES
19259	CONSOLIDATED PIPE & SUPPLY CO INC		\$2,599.70	2005	GOODS AND SUPPLIES
17888	CONSOLIDATED PIPE & SUPPLY CO INC		\$2,132.13	2005	GOODS AND SUPPLIES
18890	CONSOLIDATED PIPE & SUPPLY CO INC		\$1,102.50	2005	GOODS AND SUPPLIES
22752	CONSOLIDATED PIPE & SUPPLY CO INC		\$1,049.58	2005	GOODS AND SUPPLIES
22262	CONSOLIDATED PIPE & SUPPLY CO INC		\$254.58	2005	GOODS AND SUPPLIES
17767	CONSOLIDATED PIPE & SUPPLY CO INC		\$3,640.56	2005	GOODS AND SUPPLIES
41080	CONSOLIDATED TIRES INC		\$7,512.00	2005	GOODS AND SUPPLIES
22090	CONSOLIDATED TIRES INC		\$2,002.94	2005	GOODS AND SUPPLIES
27188	CONSOLIDATED TIRES INC		\$4,542.26	2005	GOODS AND SUPPLIES
28836	CONSOLIDATED TIRES INC		\$2,266.00	2003	GOODS AND SUPPLIES
26564	CONSOLIDATED TIRES INC		\$3,893.94	2005	GOODS AND SUPPLIES
41246	CONSTAN GERVAIS STREET CAR WASH INC		\$58.04	2005	GOODS AND SUPPLIES
14383	CONSTAN GERVAIS STREET CAR WASH INC		\$275.00	2004	GOODS AND SUPPLIES
26372	CONTERRA LLC		\$3,800.00	2005	GOODS AND SUPPLIES

GOODS AND SERVICES CONTRACTS

Appendix A

PURCHASE ORDER #	VENDOR NAME	ETHNICITY	AWARD AMOUNT	FY	BUSINESS CATEGORY
35447	CONTRACTOR YARD		\$109.83	2003	GOODS AND SUPPLIES
33851	CONTRACTOR YARD		\$20.56	2003	GOODS AND SUPPLIES
34042	CONTRACTOR YARD		\$37.63	2003	GOODS AND SUPPLIES
33757	CONTRACTOR YARD		\$33.58	2003	GOODS AND SUPPLIES
30973	CONTRACTOR YARD		\$27.04	2003	GOODS AND SUPPLIES
34291	CONTRACTOR YARD		\$121.17	2003	GOODS AND SUPPLIES
26330	CONTRACTOR YARD		\$61.96	2005	GOODS AND SUPPLIES
23096	CONTRACTOR YARD		\$1,302.00	2005	GOODS AND SUPPLIES
26544	CONTRACTOR YARD		\$34.92	2005	GOODS AND SUPPLIES
7993	COOL TEMP AWNING & ALUMINUM PRODUCTS CO INC		\$585.33	2004	GOODS AND SUPPLIES
9754	COOL TEMP AWNING & ALUMINUM PRODUCTS CO INC		\$56.65	2004	GOODS AND SUPPLIES
10702	COOL TEMP AWNING & ALUMINUM PRODUCTS CO INC		\$58.75	2004	GOODS AND SUPPLIES
9170	COOL TEMP AWNING & ALUMINUM PRODUCTS CO INC		\$37.80	2004	GOODS AND SUPPLIES
41205	COOPERS NURSERY		\$1,282.64	2005	GOODS AND SUPPLIES
41266	COOPERS NURSERY		\$498.75	2005	GOODS AND SUPPLIES
10850	COOPERS NURSERY		\$5,289.22	2004	GOODS AND SUPPLIES
12360	COOPERS NURSERY		\$258.04	2004	GOODS AND SUPPLIES
12023	COOPERS NURSERY		\$532.51	2004	GOODS AND SUPPLIES
4988	COOPERS NURSERY		\$135.45	2004	GOODS AND SUPPLIES
6581	COOPERS NURSERY		\$892.37	2004	GOODS AND SUPPLIES
5776	COOPERS NURSERY		\$312.90	2004	GOODS AND SUPPLIES
22731	COOPERS NURSERY		\$265.71	2005	GOODS AND SUPPLIES
17215	COOPERS NURSERY		\$498.00	2005	GOODS AND SUPPLIES
14283	COOPERS NURSERY		\$249.90	2004	GOODS AND SUPPLIES
14289	COOPERS NURSERY		\$498.75	2004	GOODS AND SUPPLIES
26641	COOPERS NURSERY		\$4,741.46	2005	GOODS AND SUPPLIES
17932	COOPERS NURSERY		\$498.00	2005	GOODS AND SUPPLIES
14290	COOPERS NURSERY		\$105.00	2004	GOODS AND SUPPLIES
25834	COOPERS NURSERY		\$498.75	2005	GOODS AND SUPPLIES
24737	COOPERS NURSERY		\$498.75	2005	GOODS AND SUPPLIES
18692	COOPERS NURSERY		\$498.75	2005	GOODS AND SUPPLIES
19494	COOPERS NURSERY		\$1,045.80	2005	GOODS AND SUPPLIES
27653	COOPERS NURSERY		\$2,310.00	2005	GOODS AND SUPPLIES
18165	COOPERS NURSERY		\$94.50	2005	GOODS AND SUPPLIES

GOODS AND SERVICES CONTRACTS

Appendix A

PURCHASE ORDER #	VENDOR NAME	ETHNICITY	AWARD AMOUNT	FY	BUSINESS CATEGORY
20349	COOPERS NURSERY		\$3,912.64	2005	GOODS AND SUPPLIES
17125	COOPERS NURSERY		\$498.75	2005	GOODS AND SUPPLIES
16197	COOPERS NURSERY		\$498.00	2005	GOODS AND SUPPLIES
25181	COOPERS NURSERY		\$498.75	2005	GOODS AND SUPPLIES
27149	COOPERS NURSERY		\$498.75	2005	GOODS AND SUPPLIES
26348	COOPERS NURSERY		\$498.75	2005	GOODS AND SUPPLIES
17909	COPY PICKUP INC		\$41.48	2005	GOODS AND SUPPLIES
761	CORLEY FARMS INC		\$1,800.00	2004	GOODS AND SUPPLIES
28819	CORLEY FARMS INC		\$1,085.00	2003	GOODS AND SUPPLIES
15452	CORLEY FARMS INC		\$1,800.00	2005	GOODS AND SUPPLIES
14574	CORLEY SYSTEMS INC DBA CORLEY LOCK & KEY		\$73.66	2004	GOODS AND SUPPLIES
32787	CORLEYS NURSERY		\$49.98	2003	GOODS AND SUPPLIES
9426	CORRUGATED CONTAINER INC		\$60.69	2004	GOODS AND SUPPLIES
19549	CORRUGATED CONTAINER INC		\$92.35	2005	GOODS AND SUPPLIES
12837	COTTMAN TRANSMISSION ASHFORD & ASSOC LLC	AFRICAN AMERICAN	\$1,450.00	2004	GOODS AND SUPPLIES
37754	CRANDALL CORP		\$250.00	2003	GOODS AND SUPPLIES
39190	CRANDALL CORP		\$600.00	2003	GOODS AND SUPPLIES
1465	CRANDALL CORP		\$1,029.00	2004	GOODS AND SUPPLIES
19262	CRANDALL CORP		\$1,039.50	2005	GOODS AND SUPPLIES
19759	CRANDALL CORP		\$1,495.00	2005	GOODS AND SUPPLIES
18155	CRANDALL CORP		\$190.00	2005	GOODS AND SUPPLIES
23401	CRANDALL CORP		\$232.50	2005	GOODS AND SUPPLIES
20538	CRANDALL CORP		\$173.25	2005	GOODS AND SUPPLIES
9930	CRANE AMERICA SERVICES INC		\$2,432.26	2004	GOODS AND SUPPLIES
19031	CRANE AMERICA SERVICES INC		\$440.00	2005	GOODS AND SUPPLIES
20541	CRANE AMERICA SERVICES INC		\$1,178.20	2005	GOODS AND SUPPLIES
20533	CRANE AMERICA SERVICES INC		\$3,581.67	2005	GOODS AND SUPPLIES
26170	CRANE AMERICA SERVICES INC		\$1,760.00	2005	GOODS AND SUPPLIES
34142	CRANE CO		\$1,790.00	2003	GOODS AND SUPPLIES
15513	CRANE CO		\$700.00	2005	GOODS AND SUPPLIES
15508	CRANE CO		\$700.00	2005	GOODS AND SUPPLIES
41077	CREGGER CO INC		\$5,177.04	2005	GOODS AND SUPPLIES
29654	CREGGER CO INC		\$1,977.36	2003	GOODS AND SUPPLIES
5572	CREGGER CO INC		\$2,452.80	2004	GOODS AND SUPPLIES

GOODS AND SERVICES CONTRACTS

Appendix A

PURCHASE ORDER #	VENDOR NAME	ETHNICITY	AWARD AMOUNT	FY	BUSINESS CATEGORY
395	CREGGER CO INC		\$2,335.53	2004	GOODS AND SUPPLIES
15692	CREGGER CO INC		\$12,923.91	2005	GOODS AND SUPPLIES
19725	CREGGER CO INC		\$1,148.96	2005	GOODS AND SUPPLIES
15691	CREGGER CO INC		\$2,399.25	2005	GOODS AND SUPPLIES
33638	CROMERS P NUTS INC	NONMINORITY MALE	\$75.60	2003	GOODS AND SUPPLIES
35268	CROMERS P NUTS INC	NONMINORITY MALE	\$23.21	2003	GOODS AND SUPPLIES
38292	CROMERS P NUTS INC	NONMINORITY MALE	\$46.49	2003	GOODS AND SUPPLIES
38055	CROMERS P NUTS INC	NONMINORITY MALE	\$285.95	2003	GOODS AND SUPPLIES
41249	CROMERS P NUTS INC	NONMINORITY MALE	\$979.02	2005	GOODS AND SUPPLIES
32080	CROMERS P NUTS INC	NONMINORITY MALE	\$16.54	2003	GOODS AND SUPPLIES
32852	CROMERS P NUTS INC	NONMINORITY MALE	\$482.53	2003	GOODS AND SUPPLIES
32290	CROMERS P NUTS INC	NONMINORITY MALE	\$485.35	2003	GOODS AND SUPPLIES
31277	CROMERS P NUTS INC	NONMINORITY MALE	\$1,397.26	2003	GOODS AND SUPPLIES
4648	CROMERS P NUTS INC	NONMINORITY MALE	\$128.26	2004	GOODS AND SUPPLIES
2053	CROMERS P NUTS INC	NONMINORITY MALE	\$48.70	2004	GOODS AND SUPPLIES
4402	CROMERS P NUTS INC	NONMINORITY MALE	\$180.80	2004	GOODS AND SUPPLIES
13463	CROMERS P NUTS INC	NONMINORITY MALE	\$373.28	2004	GOODS AND SUPPLIES
10765	CROMERS P NUTS INC	NONMINORITY MALE	\$1,770.90	2004	GOODS AND SUPPLIES
5041	CROMERS P NUTS INC	NONMINORITY MALE	\$74.40	2004	GOODS AND SUPPLIES
23067	CROMERS P NUTS INC	NONMINORITY MALE	\$14,277.00	2005	GOODS AND SUPPLIES
19830	CROMERS P NUTS INC	NONMINORITY MALE	\$438.43	2005	GOODS AND SUPPLIES
21005	CROMERS P NUTS INC	NONMINORITY MALE	\$262.50	2005	GOODS AND SUPPLIES
28211	CROMERS P NUTS INC	NONMINORITY MALE	\$473.61	2003	GOODS AND SUPPLIES
27541	CROMERS P NUTS INC	NONMINORITY MALE	\$371.00	2005	GOODS AND SUPPLIES
27066	CROMERS P NUTS INC	NONMINORITY MALE	\$945.00	2005	GOODS AND SUPPLIES
25219	CROMERS P NUTS INC	NONMINORITY MALE	\$77.70	2005	GOODS AND SUPPLIES
36236	CROMPTON, JOSEPH		\$640.00	2003	GOODS AND SUPPLIES
16686	CROWSON STONE PRINTING CO INC		\$666.75	2005	GOODS AND SUPPLIES
3459	CRYSTAL CLEAN DISTRIBUTING		\$65.81	2004	GOODS AND SUPPLIES
6425	CRYSTAL CLEAN DISTRIBUTING		\$307.13	2004	GOODS AND SUPPLIES
8240	CRYSTAL CLEAN DISTRIBUTING		\$475.08	2004	GOODS AND SUPPLIES
8916	CRYSTAL CLEAN DISTRIBUTING		\$271.69	2004	GOODS AND SUPPLIES
15726	CRYSTAL CLEAN DISTRIBUTING		\$307.13	2005	GOODS AND SUPPLIES
19381	CRYSTAL CLEAN DISTRIBUTING		\$307.13	2005	GOODS AND SUPPLIES

GOODS AND SERVICES CONTRACTS

Appendix A

PURCHASE ORDER #	VENDOR NAME	ETHNICITY	AWARD AMOUNT	FY	BUSINESS CATEGORY
16780	CRYSTAL CLEAN DISTRIBUTING		\$301.88	2005	GOODS AND SUPPLIES
19910	CRYSTAL CLEAN DISTRIBUTING		\$301.88	2005	GOODS AND SUPPLIES
23535	CRYSTAL CLEAN DISTRIBUTING		\$3,045.00	2005	GOODS AND SUPPLIES
5113	CRYSTAL LINEN SERVICE		\$174.30	2004	GOODS AND SUPPLIES
6793	CULLIGAN OF LEXINGTON DBA SANDERS SERVICES INC		\$212.78	2004	GOODS AND SUPPLIES
8607	CULLIGAN OF LEXINGTON DBA SANDERS SERVICES INC		\$476.28	2004	GOODS AND SUPPLIES
17596	CULLIGAN OF LEXINGTON DBA SANDERS SERVICES INC		\$13.21	2005	GOODS AND SUPPLIES
17373	CULLIGAN OF LEXINGTON DBA SANDERS SERVICES INC		\$476.28	2005	GOODS AND SUPPLIES
22302	CULLIGAN OF LEXINGTON DBA SANDERS SERVICES INC		\$210.00	2005	GOODS AND SUPPLIES
21653	CULLIGAN OF LEXINGTON DBA SANDERS SERVICES INC		\$476.28	2005	GOODS AND SUPPLIES
30691	CURTIS FABRICATIONS & INSTALLATION INC		\$238.35	2003	GOODS AND SUPPLIES
36405	CURTIS FABRICATIONS & INSTALLATION INC		\$183.75	2003	GOODS AND SUPPLIES
36666	CURTIS FABRICATIONS & INSTALLATION INC		\$288.75	2003	GOODS AND SUPPLIES
34290	CURTIS FABRICATIONS & INSTALLATION INC		\$222.50	2003	GOODS AND SUPPLIES
35673	CURTIS FABRICATIONS & INSTALLATION INC		\$708.75	2003	GOODS AND SUPPLIES
36715	CURTIS FABRICATIONS & INSTALLATION INC		\$446.25	2003	GOODS AND SUPPLIES
3055	CURTIS FABRICATIONS & INSTALLATION INC		\$280.88	2004	GOODS AND SUPPLIES
1048	CURTIS FABRICATIONS & INSTALLATION INC		\$8,292.38	2004	GOODS AND SUPPLIES
10605	CURTIS FABRICATIONS & INSTALLATION INC		\$393.75	2004	GOODS AND SUPPLIES
12293	CURTIS FABRICATIONS & INSTALLATION INC		\$393.75	2004	GOODS AND SUPPLIES
23277	CURTIS FABRICATIONS & INSTALLATION INC		\$1,498.33	2005	GOODS AND SUPPLIES
28230	CURTIS FABRICATIONS & INSTALLATION INC		\$483.00	2003	GOODS AND SUPPLIES
36131	CUSTOM WELDING & FABRICATIONS		\$126.00	2003	GOODS AND SUPPLIES
39993	CYCLE CENTER		\$385.00	2003	GOODS AND SUPPLIES
42243	CYCLE CENTER		\$441.00	2005	GOODS AND SUPPLIES
28844	CYCLE CENTER		\$210.00	2003	GOODS AND SUPPLIES
18307	CYCLE CENTER		\$595.00	2005	GOODS AND SUPPLIES
686	D A CRIBB INC		\$300.00	2004	GOODS AND SUPPLIES
15795	D A CRIBB INC		\$300.00	2005	GOODS AND SUPPLIES
37498	D W SPORTSWEAR INC		\$2,268.00	2003	GOODS AND SUPPLIES
11784	D W SPORTSWEAR INC		\$2,415.00	2004	GOODS AND SUPPLIES
10679	DAKTRONICS INC DBA SCOREBOARD SALES & SERVICE		\$205.00	2004	GOODS AND SUPPLIES
8184	DAKTRONICS INC DBA SCOREBOARD SALES & SERVICE		\$273.00	2004	GOODS AND SUPPLIES
16808	DALEY UNITED RENTALS		\$102.60	2005	GOODS AND SUPPLIES

GOODS AND SERVICES CONTRACTS

Appendix A

PURCHASE ORDER #	VENDOR NAME	ETHNICITY	AWARD AMOUNT	FY	BUSINESS CATEGORY
19311	DARNELL CO INC	NONMINORITY WOMEN	\$427.09	2005	GOODS AND SUPPLIES
26621	DARNELL CO INC	NONMINORITY WOMEN	\$331.72	2005	GOODS AND SUPPLIES
26384	DARNELL CO INC	NONMINORITY WOMEN	\$535.96	2005	GOODS AND SUPPLIES
23197	DARNELL CO INC	NONMINORITY WOMEN	\$5,242.61	2005	GOODS AND SUPPLIES
27585	DARNELL CO INC	NONMINORITY WOMEN	\$228.58	2005	GOODS AND SUPPLIES
23198	DARNELL CO INC	NONMINORITY WOMEN	\$343.89	2005	GOODS AND SUPPLIES
26298	DARNELL CO INC	NONMINORITY WOMEN	\$278.62	2005	GOODS AND SUPPLIES
22392	DARNELL CO INC	NONMINORITY WOMEN	\$2,692.16	2005	GOODS AND SUPPLIES
26908	DARNELL CO INC	NONMINORITY WOMEN	\$957.25	2005	GOODS AND SUPPLIES
10227	DAVIS BUSINESS SYSTEMS INC		\$189.00	2004	GOODS AND SUPPLIES
10197	DAVIS BUSINESS SYSTEMS INC		\$1,363.95	2004	GOODS AND SUPPLIES
10182	DAVIS PAINT & BODY TOWING SERVICE	AFRICAN AMERICAN	\$250.00	2004	GOODS AND SUPPLIES
1634	DAVIS PAINT & BODY TOWING SERVICE	AFRICAN AMERICAN	\$4,500.00	2004	GOODS AND SUPPLIES
34868	DESIGN LAB INC		\$697.62	2003	GOODS AND SUPPLIES
32033	DESIGN LAB INC		\$2,120.00	2003	GOODS AND SUPPLIES
37393	DESIGN LAB INC		\$64.30	2003	GOODS AND SUPPLIES
35223	DESIGN LAB INC		\$443.80	2003	GOODS AND SUPPLIES
33360	DESIGN LAB INC		\$910.88	2003	GOODS AND SUPPLIES
5864	DESIGN LAB INC		\$504.33	2004	GOODS AND SUPPLIES
1141	DESIGN LAB INC		\$36.54	2004	GOODS AND SUPPLIES
6906	DESIGN LAB INC		\$26.25	2004	GOODS AND SUPPLIES
7662	DESIGN LAB INC		\$193.20	2004	GOODS AND SUPPLIES
11369	DESIGN LAB INC		\$463.05	2004	GOODS AND SUPPLIES
18280	DESIGN LAB INC		\$1,555.58	2005	GOODS AND SUPPLIES
23996	DESIGN LAB INC		\$435.12	2005	GOODS AND SUPPLIES
18043	DESIGN LAB INC		\$2,164.97	2005	GOODS AND SUPPLIES
35910	DIGGLE EQUIPMENT		\$95.61	2003	GOODS AND SUPPLIES
36010	DIGGLE EQUIPMENT		\$31.66	2003	GOODS AND SUPPLIES
37180	DIGGLE EQUIPMENT		\$31.66	2003	GOODS AND SUPPLIES
39181	DIGGLE EQUIPMENT		\$47.30	2003	GOODS AND SUPPLIES
39537	DIGGLE EQUIPMENT		\$376.97	2003	GOODS AND SUPPLIES
29909	DIGITAL PACKAGING & DELIVERY SYSTEM INC		\$3,589.60	2003	GOODS AND SUPPLIES
1172	DIGITAL PACKAGING & DELIVERY SYSTEM INC		\$4,000.00	2004	GOODS AND SUPPLIES
6298	DIGITAL PACKAGING & DELIVERY SYSTEM INC		\$10.00	2004	GOODS AND SUPPLIES

GOODS AND SERVICES CONTRACTS

Appendix A

PURCHASE ORDER #	VENDOR NAME	ETHNICITY	AWARD AMOUNT	FY	BUSINESS CATEGORY
16909	DIGITAL PACKAGING & DELIVERY SYSTEM INC		\$4,000.00	2005	GOODS AND SUPPLIES
28511	DIGITAL PACKAGING & DELIVERY SYSTEM INC		\$264.00	2003	GOODS AND SUPPLIES
41322	DILLON SUPPLY CO		\$463.37	2005	GOODS AND SUPPLIES
41971	DILLON SUPPLY CO		\$10.89	2005	GOODS AND SUPPLIES
41957	DILLON SUPPLY CO		\$90.10	2005	GOODS AND SUPPLIES
41296	DILLON SUPPLY CO		\$36.31	2005	GOODS AND SUPPLIES
41399	DILLON SUPPLY CO		\$327.68	2005	GOODS AND SUPPLIES
41406	DILLON SUPPLY CO		\$163.80	2005	GOODS AND SUPPLIES
42430	DILLON SUPPLY CO		\$104.16	2005	GOODS AND SUPPLIES
41908	DILLON SUPPLY CO		\$92.07	2005	GOODS AND SUPPLIES
5283	DILLON SUPPLY CO		\$378.00	2004	GOODS AND SUPPLIES
13493	DILLON SUPPLY CO		\$417.40	2004	GOODS AND SUPPLIES
11050	DILLON SUPPLY CO		\$465.15	2004	GOODS AND SUPPLIES
10683	DILLON SUPPLY CO		\$296.00	2004	GOODS AND SUPPLIES
8064	DILLON SUPPLY CO		\$718.20	2004	GOODS AND SUPPLIES
8209	DILLON SUPPLY CO		\$144.83	2004	GOODS AND SUPPLIES
11675	DILLON SUPPLY CO		\$225.13	2004	GOODS AND SUPPLIES
8311	DILLON SUPPLY CO		\$30.74	2004	GOODS AND SUPPLIES
10125	DILLON SUPPLY CO		\$120.75	2004	GOODS AND SUPPLIES
12978	DILLON SUPPLY CO		\$264.46	2004	GOODS AND SUPPLIES
1181	DILLON SUPPLY CO		\$286.65	2004	GOODS AND SUPPLIES
3570	DILLON SUPPLY CO		\$246.75	2004	GOODS AND SUPPLIES
7929	DILLON SUPPLY CO		\$2,000.00	2004	GOODS AND SUPPLIES
8087	DILLON SUPPLY CO		\$19.95	2004	GOODS AND SUPPLIES
8110	DILLON SUPPLY CO		\$151.20	2004	GOODS AND SUPPLIES
7938	DILLON SUPPLY CO		\$245.39	2004	GOODS AND SUPPLIES
1987	DILLON SUPPLY CO		\$65.77	2004	GOODS AND SUPPLIES
1993	DILLON SUPPLY CO		\$2,000.00	2004	GOODS AND SUPPLIES
1786	DILLON SUPPLY CO		\$43.58	2004	GOODS AND SUPPLIES
391	DILLON SUPPLY CO		\$150.69	2004	GOODS AND SUPPLIES
5790	DILLON SUPPLY CO		\$151.20	2004	GOODS AND SUPPLIES
11320	DILLON SUPPLY CO		\$125.80	2004	GOODS AND SUPPLIES
6786	DILLON SUPPLY CO		\$30.00	2004	GOODS AND SUPPLIES
6002	DILLON SUPPLY CO		\$565.77	2004	GOODS AND SUPPLIES

GOODS AND SERVICES CONTRACTS

Appendix A

PURCHASE ORDER #	VENDOR NAME	ETHNICITY	AWARD AMOUNT	FY	BUSINESS CATEGORY
2044	DILLON SUPPLY CO		\$38.43	2004	GOODS AND SUPPLIES
12805	DILLON SUPPLY CO		\$269.85	2004	GOODS AND SUPPLIES
1875	DILLON SUPPLY CO		\$204.96	2004	GOODS AND SUPPLIES
12306	DILLON SUPPLY CO		\$393.87	2004	GOODS AND SUPPLIES
13293	DILLON SUPPLY CO		\$82.62	2004	GOODS AND SUPPLIES
12284	DILLON SUPPLY CO		\$710.12	2004	GOODS AND SUPPLIES
5958	DILLON SUPPLY CO		\$245.35	2004	GOODS AND SUPPLIES
5915	DILLON SUPPLY CO		\$130.41	2004	GOODS AND SUPPLIES
9859	DILLON SUPPLY CO		\$275.00	2004	GOODS AND SUPPLIES
4976	DILLON SUPPLY CO		\$27.83	2004	GOODS AND SUPPLIES
9297	DILLON SUPPLY CO		\$40.95	2004	GOODS AND SUPPLIES
3985	DILLON SUPPLY CO		\$16.70	2004	GOODS AND SUPPLIES
652	DILLON SUPPLY CO		\$485.60	2004	GOODS AND SUPPLIES
12226	DILLON SUPPLY CO		\$140.91	2004	GOODS AND SUPPLIES
11444	DILLON SUPPLY CO		\$234.63	2004	GOODS AND SUPPLIES
12596	DILLON SUPPLY CO		\$179.54	2004	GOODS AND SUPPLIES
8931	DILLON SUPPLY CO		\$61.07	2004	GOODS AND SUPPLIES
609	DILLON SUPPLY CO		\$319.41	2004	GOODS AND SUPPLIES
7859	DILLON SUPPLY CO		\$58.77	2004	GOODS AND SUPPLIES
981	DILLON SUPPLY CO		\$23.00	2004	GOODS AND SUPPLIES
12535	DILLON SUPPLY CO		\$91.45	2004	GOODS AND SUPPLIES
11954	DILLON SUPPLY CO		\$173.63	2004	GOODS AND SUPPLIES
868	DILLON SUPPLY CO		\$21.26	2004	GOODS AND SUPPLIES
6321	DILLON SUPPLY CO		\$379.70	2004	GOODS AND SUPPLIES
6808	DILLON SUPPLY CO		\$141.64	2004	GOODS AND SUPPLIES
6320	DILLON SUPPLY CO		\$129.16	2004	GOODS AND SUPPLIES
9048	DILLON SUPPLY CO		\$88.20	2004	GOODS AND SUPPLIES
1492	DILLON SUPPLY CO		\$601.65	2004	GOODS AND SUPPLIES
1398	DILLON SUPPLY CO		\$411.65	2004	GOODS AND SUPPLIES
3172	DILLON SUPPLY CO		\$229.82	2004	GOODS AND SUPPLIES
12040	DILLON SUPPLY CO		\$672.85	2004	GOODS AND SUPPLIES
6672	DILLON SUPPLY CO		\$84.00	2004	GOODS AND SUPPLIES
2716	DILLON SUPPLY CO		\$464.31	2004	GOODS AND SUPPLIES
4724	DILLON SUPPLY CO		\$25.47	2004	GOODS AND SUPPLIES

GOODS AND SERVICES CONTRACTS

Appendix A

PURCHASE ORDER #	VENDOR NAME	ETHNICITY	AWARD AMOUNT	FY	BUSINESS CATEGORY
1769	DILLON SUPPLY CO		\$497.24	2004	GOODS AND SUPPLIES
18710	DILLON SUPPLY CO		\$141.22	2005	GOODS AND SUPPLIES
24663	DILLON SUPPLY CO		\$463.37	2005	GOODS AND SUPPLIES
21938	DILLON SUPPLY CO		\$497.14	2005	GOODS AND SUPPLIES
23927	DILLON SUPPLY CO		\$400.00	2005	GOODS AND SUPPLIES
16848	DILLON SUPPLY CO		\$74.85	2005	GOODS AND SUPPLIES
24596	DILLON SUPPLY CO		\$148.94	2005	GOODS AND SUPPLIES
23792	DILLON SUPPLY CO		\$400.00	2005	GOODS AND SUPPLIES
24665	DILLON SUPPLY CO		\$416.64	2005	GOODS AND SUPPLIES
14037	DILLON SUPPLY CO		\$80.08	2004	GOODS AND SUPPLIES
24666	DILLON SUPPLY CO		\$291.98	2005	GOODS AND SUPPLIES
16520	DILLON SUPPLY CO		\$34.39	2005	GOODS AND SUPPLIES
20149	DILLON SUPPLY CO		\$192.98	2005	GOODS AND SUPPLIES
19451	DILLON SUPPLY CO		\$29.98	2005	GOODS AND SUPPLIES
27331	DILLON SUPPLY CO		\$137.59	2005	GOODS AND SUPPLIES
19035	DILLON SUPPLY CO		\$496.14	2005	GOODS AND SUPPLIES
23790	DILLON SUPPLY CO		\$400.00	2005	GOODS AND SUPPLIES
21939	DILLON SUPPLY CO		\$231.87	2005	GOODS AND SUPPLIES
15745	DILLON SUPPLY CO		\$166.53	2005	GOODS AND SUPPLIES
16828	DILLON SUPPLY CO		\$1,050.00	2005	GOODS AND SUPPLIES
16982	DILLON SUPPLY CO		\$499.47	2005	GOODS AND SUPPLIES
24746	DILLON SUPPLY CO		\$58.93	2005	GOODS AND SUPPLIES
16981	DILLON SUPPLY CO		\$497.26	2005	GOODS AND SUPPLIES
16979	DILLON SUPPLY CO		\$497.14	2005	GOODS AND SUPPLIES
26764	DILLON SUPPLY CO		\$55.69	2005	GOODS AND SUPPLIES
16980	DILLON SUPPLY CO		\$499.37	2005	GOODS AND SUPPLIES
18150	DILLON SUPPLY CO		\$32.01	2005	GOODS AND SUPPLIES
25875	DILLON SUPPLY CO		\$2,100.00	2005	GOODS AND SUPPLIES
21194	DILLON SUPPLY CO		\$41.20	2005	GOODS AND SUPPLIES
16112	DILLON SUPPLY CO		\$102.48	2005	GOODS AND SUPPLIES
24343	DILLON SUPPLY CO		\$238.15	2005	GOODS AND SUPPLIES
20553	DILLON SUPPLY CO		\$80.85	2005	GOODS AND SUPPLIES
15546	DILLON SUPPLY CO		\$148.49	2005	GOODS AND SUPPLIES
22399	DILLON SUPPLY CO		\$132.66	2005	GOODS AND SUPPLIES

GOODS AND SERVICES CONTRACTS

Appendix A

PURCHASE ORDER #	VENDOR NAME	ETHNICITY	AWARD AMOUNT	FY	BUSINESS CATEGORY
16080	DILLON SUPPLY CO		\$500.00	2005	GOODS AND SUPPLIES
17103	DILLON SUPPLY CO		\$146.47	2005	GOODS AND SUPPLIES
24345	DILLON SUPPLY CO		\$497.95	2005	GOODS AND SUPPLIES
19386	DILLON SUPPLY CO		\$163.80	2005	GOODS AND SUPPLIES
16114	DILLON SUPPLY CO		\$172.27	2005	GOODS AND SUPPLIES
24260	DILLON SUPPLY CO		\$478.80	2005	GOODS AND SUPPLIES
19382	DILLON SUPPLY CO		\$478.80	2005	GOODS AND SUPPLIES
20107	DILLON SUPPLY CO		\$47.57	2005	GOODS AND SUPPLIES
20340	DILLON SUPPLY CO		\$304.23	2005	GOODS AND SUPPLIES
21195	DILLON SUPPLY CO		\$61.88	2005	GOODS AND SUPPLIES
20368	DILLON SUPPLY CO		\$1,050.00	2005	GOODS AND SUPPLIES
22299	DILLON SUPPLY CO		\$71.16	2005	GOODS AND SUPPLIES
22787	DILLON SUPPLY CO		\$819.00	2005	GOODS AND SUPPLIES
17290	DILLON SUPPLY CO		\$342.28	2005	GOODS AND SUPPLIES
25067	DILLON SUPPLY CO		\$245.39	2005	GOODS AND SUPPLIES
14796	DILLON SUPPLY CO		\$709.56	2005	GOODS AND SUPPLIES
23974	DILLON SUPPLY CO		\$499.00	2005	GOODS AND SUPPLIES
25041	DILLON SUPPLY CO		\$111.34	2005	GOODS AND SUPPLIES
19554	DILLON SUPPLY CO		\$342.28	2005	GOODS AND SUPPLIES
24888	DILLON SUPPLY CO		\$3,895.96	2005	GOODS AND SUPPLIES
15197	DILLON SUPPLY CO		\$246.38	2005	GOODS AND SUPPLIES
18392	DILLON SUPPLY CO		\$480.90	2005	GOODS AND SUPPLIES
22537	DILLON SUPPLY CO		\$192.88	2005	GOODS AND SUPPLIES
14668	DILLON SUPPLY CO		\$54.07	2004	GOODS AND SUPPLIES
22848	DILLON SUPPLY CO		\$201.21	2005	GOODS AND SUPPLIES
16113	DILLON SUPPLY CO		\$104.48	2005	GOODS AND SUPPLIES
18672	DILLON SUPPLY CO		\$274.57	2005	GOODS AND SUPPLIES
20513	DILLON SUPPLY CO		\$200.00	2005	GOODS AND SUPPLIES
25485	DILLON SUPPLY CO		\$112.42	2005	GOODS AND SUPPLIES
26557	DILLON SUPPLY CO		\$125.27	2005	GOODS AND SUPPLIES
21903	DILLON SUPPLY CO		\$72.95	2005	GOODS AND SUPPLIES
21897	DILLON SUPPLY CO		\$246.42	2005	GOODS AND SUPPLIES
25035	DILLON SUPPLY CO		\$258.30	2005	GOODS AND SUPPLIES
17960	DILLON SUPPLY CO		\$156.07	2005	GOODS AND SUPPLIES

GOODS AND SERVICES CONTRACTS

Appendix A

PURCHASE ORDER #	VENDOR NAME	ETHNICITY	AWARD AMOUNT	FY	BUSINESS CATEGORY
24363	DILLON SUPPLY CO		\$393.87	2005	GOODS AND SUPPLIES
33148	DILMAR OIL CO INC		\$96.08	2003	GOODS AND SUPPLIES
41936	DILMAR OIL CO INC		\$270.31	2005	GOODS AND SUPPLIES
39540	DILMAR OIL CO INC		\$1,555.18	2003	GOODS AND SUPPLIES
31358	DILMAR OIL CO INC		\$1,640.10	2003	GOODS AND SUPPLIES
35890	DILMAR OIL CO INC		\$5,603.13	2003	GOODS AND SUPPLIES
35874	DILMAR OIL CO INC		\$499.90	2003	GOODS AND SUPPLIES
33838	DILMAR OIL CO INC		\$41.43	2003	GOODS AND SUPPLIES
30995	DILMAR OIL CO INC		\$40.95	2003	GOODS AND SUPPLIES
37019	DILMAR OIL CO INC		\$178.80	2003	GOODS AND SUPPLIES
39588	DILMAR OIL CO INC		\$1,304.87	2003	GOODS AND SUPPLIES
8519	DILMAR OIL CO INC		\$785.40	2004	GOODS AND SUPPLIES
12651	DILMAR OIL CO INC		\$33.26	2004	GOODS AND SUPPLIES
5453	DILMAR OIL CO INC		\$6,048.00	2004	GOODS AND SUPPLIES
6844	DILMAR OIL CO INC		\$8,760.00	2004	GOODS AND SUPPLIES
6121	DILMAR OIL CO INC		\$208.73	2004	GOODS AND SUPPLIES
5905	DILMAR OIL CO INC		\$3,591.47	2004	GOODS AND SUPPLIES
4527	DILMAR OIL CO INC		\$107.36	2004	GOODS AND SUPPLIES
12408	DILMAR OIL CO INC		\$6,457.50	2004	GOODS AND SUPPLIES
7136	DILMAR OIL CO INC		\$37.87	2004	GOODS AND SUPPLIES
10164	DILMAR OIL CO INC		\$8,959.52	2004	GOODS AND SUPPLIES
1288	DILMAR OIL CO INC		\$7,070.92	2004	GOODS AND SUPPLIES
5645	DILMAR OIL CO INC		\$202.70	2004	GOODS AND SUPPLIES
7138	DILMAR OIL CO INC		\$77.18	2004	GOODS AND SUPPLIES
493	DILMAR OIL CO INC		\$431.55	2004	GOODS AND SUPPLIES
5093	DILMAR OIL CO INC		\$313.09	2004	GOODS AND SUPPLIES
8133	DILMAR OIL CO INC		\$92.14	2004	GOODS AND SUPPLIES
1625	DILMAR OIL CO INC		\$194.62	2004	GOODS AND SUPPLIES
5897	DILMAR OIL CO INC		\$399.05	2004	GOODS AND SUPPLIES
26400	DILMAR OIL CO INC		\$184.39	2005	GOODS AND SUPPLIES
23931	DILMAR OIL CO INC		\$967.01	2005	GOODS AND SUPPLIES
19868	DILMAR OIL CO INC		\$3,102.00	2005	GOODS AND SUPPLIES
18541	DILMAR OIL CO INC		\$6,741.00	2005	GOODS AND SUPPLIES
15682	DILMAR OIL CO INC		\$27.59	2005	GOODS AND SUPPLIES

GOODS AND SERVICES CONTRACTS

Appendix A

PURCHASE ORDER #	VENDOR NAME	ETHNICITY	AWARD AMOUNT	FY	BUSINESS CATEGORY
19780	DILMAR OIL CO INC		\$517.00	2005	GOODS AND SUPPLIES
25408	DILMAR OIL CO INC		\$119.65	2005	GOODS AND SUPPLIES
25131	DILMAR OIL CO INC		\$997.54	2005	GOODS AND SUPPLIES
27704	DILMAR OIL CO INC		\$69.76	2003	GOODS AND SUPPLIES
21515	DILMAR OIL CO INC		\$2,480.90	2005	GOODS AND SUPPLIES
18707	DILMAR OIL CO INC		\$281.84	2005	GOODS AND SUPPLIES
14535	DILMAR OIL CO INC		\$9,406.50	2004	GOODS AND SUPPLIES
26737	DILMAR OIL CO INC		\$184.39	2005	GOODS AND SUPPLIES
25890	DILMAR OIL CO INC		\$3,180.98	2005	GOODS AND SUPPLIES
18411	DILMAR OIL CO INC		\$3,165.69	2005	GOODS AND SUPPLIES
24689	DILMAR OIL CO INC		\$997.54	2005	GOODS AND SUPPLIES
22662	DILMAR OIL CO INC		\$1,496.31	2005	GOODS AND SUPPLIES
25081	DILMAR OIL CO INC		\$147.51	2005	GOODS AND SUPPLIES
556	DISPLAY CENTER INC		\$471.45	2004	GOODS AND SUPPLIES
40263	DISPLAYS UNLIMITED		\$1,288.63	2003	GOODS AND SUPPLIES
17897	DISPLAYS UNLIMITED		\$2,937.00	2005	GOODS AND SUPPLIES
29507	DIXIE LANDSCAPING SUPPLY		\$1,995.00	2003	GOODS AND SUPPLIES
35677	DIXIE LANDSCAPING SUPPLY		\$197.40	2003	GOODS AND SUPPLIES
39545	DIXIE LANDSCAPING SUPPLY		\$98.70	2003	GOODS AND SUPPLIES
37800	DIXIE LANDSCAPING SUPPLY		\$74.03	2003	GOODS AND SUPPLIES
39442	DIXIE LANDSCAPING SUPPLY		\$910.00	2003	GOODS AND SUPPLIES
32478	DIXIE LANDSCAPING SUPPLY		\$997.50	2003	GOODS AND SUPPLIES
37826	DIXIE LANDSCAPING SUPPLY		\$2,072.70	2003	GOODS AND SUPPLIES
32477	DIXIE LANDSCAPING SUPPLY		\$2,072.70	2003	GOODS AND SUPPLIES
38712	DIXIE LANDSCAPING SUPPLY		\$997.50	2003	GOODS AND SUPPLIES
9600	DIXIE LANDSCAPING SUPPLY		\$602.50	2004	GOODS AND SUPPLIES
4690	DIXIE LANDSCAPING SUPPLY		\$245.70	2004	GOODS AND SUPPLIES
9539	DIXIE LANDSCAPING SUPPLY		\$385.88	2004	GOODS AND SUPPLIES
9540	DIXIE LANDSCAPING SUPPLY		\$1,764.00	2004	GOODS AND SUPPLIES
14840	DIXIE LANDSCAPING SUPPLY		\$1,102.50	2005	GOODS AND SUPPLIES
36718	DIXIE TROPHIES INC		\$35.70	2003	GOODS AND SUPPLIES
35978	DIXIE TROPHIES INC		\$430.50	2003	GOODS AND SUPPLIES
39567	DIXIE TROPHIES INC		\$71.72	2003	GOODS AND SUPPLIES
38285	DIXIE TROPHIES INC		\$931.04	2003	GOODS AND SUPPLIES

GOODS AND SERVICES CONTRACTS

Appendix A

PURCHASE ORDER #	VENDOR NAME	ETHNICITY	AWARD AMOUNT	FY	BUSINESS CATEGORY
41390	DIXIE TROPHIES INC		\$100.00	2005	GOODS AND SUPPLIES
34776	DIXIE TROPHIES INC		\$110.25	2003	GOODS AND SUPPLIES
35031	DIXIE TROPHIES INC		\$37.85	2003	GOODS AND SUPPLIES
33504	DIXIE TROPHIES INC		\$24.57	2003	GOODS AND SUPPLIES
35513	DIXIE TROPHIES INC		\$189.00	2003	GOODS AND SUPPLIES
39506	DIXIE TROPHIES INC		\$71.93	2003	GOODS AND SUPPLIES
13300	DIXIE TROPHIES INC		\$62.52	2004	GOODS AND SUPPLIES
4313	DIXIE TROPHIES INC		\$74.05	2004	GOODS AND SUPPLIES
12855	DIXIE TROPHIES INC		\$79.05	2004	GOODS AND SUPPLIES
7195	DIXIE TROPHIES INC		\$954.03	2004	GOODS AND SUPPLIES
27146	DIXIE TROPHIES INC		\$78.75	2005	GOODS AND SUPPLIES
20077	DIXIE TROPHIES INC		\$50.00	2005	GOODS AND SUPPLIES
21552	DIXIE TROPHIES INC		\$81.26	2005	GOODS AND SUPPLIES
28845	DIXIE TROPHIES INC		\$98.70	2003	GOODS AND SUPPLIES
4279	DJOLIBA, DON		\$300.00	2004	GOODS AND SUPPLIES
29560	DODGELAND OF COLUMBIA INC		\$1,997.60	2003	GOODS AND SUPPLIES
35335	DODGELAND OF COLUMBIA INC		\$210.71	2003	GOODS AND SUPPLIES
41969	DODGELAND OF COLUMBIA INC		\$106.17	2005	GOODS AND SUPPLIES
42189	DODGELAND OF COLUMBIA INC		\$126.53	2005	GOODS AND SUPPLIES
38575	DODGELAND OF COLUMBIA INC		\$653.79	2003	GOODS AND SUPPLIES
42267	DODGELAND OF COLUMBIA INC		\$147.56	2005	GOODS AND SUPPLIES
9952	DODGELAND OF COLUMBIA INC		\$265.44	2004	GOODS AND SUPPLIES
11686	DODGELAND OF COLUMBIA INC		\$132.72	2004	GOODS AND SUPPLIES
12060	DODGELAND OF COLUMBIA INC		\$79.34	2004	GOODS AND SUPPLIES
13806	DODGELAND OF COLUMBIA INC		\$66.11	2004	GOODS AND SUPPLIES
12074	DODGELAND OF COLUMBIA INC		\$132.72	2004	GOODS AND SUPPLIES
807	DODGELAND OF COLUMBIA INC		\$500.00	2004	GOODS AND SUPPLIES
28672	DODGELAND OF COLUMBIA INC		\$23,802.00	2003	GOODS AND SUPPLIES
16116	DODGELAND OF COLUMBIA INC		\$22.43	2005	GOODS AND SUPPLIES
14464	DODGELAND OF COLUMBIA INC		\$71.15	2004	GOODS AND SUPPLIES
14661	DODGELAND OF COLUMBIA INC		\$12.94	2004	GOODS AND SUPPLIES
17184	DODGELAND OF COLUMBIA INC		\$131.67	2005	GOODS AND SUPPLIES
17234	DODGELAND OF COLUMBIA INC		\$1,050.00	2005	GOODS AND SUPPLIES
31939	DOORS UNLIMITED INC	NONMINORITY MALE	\$182.70	2003	GOODS AND SUPPLIES

GOODS AND SERVICES CONTRACTS

Appendix A

PURCHASE ORDER #	VENDOR NAME	ETHNICITY	AWARD AMOUNT	FY	BUSINESS CATEGORY
38798	DOORS UNLIMITED INC	NONMINORITY MALE	\$279.13	2003	GOODS AND SUPPLIES
36619	DOORS UNLIMITED INC	NONMINORITY MALE	\$255.00	2003	GOODS AND SUPPLIES
38916	DOORS UNLIMITED INC	NONMINORITY MALE	\$925.00	2003	GOODS AND SUPPLIES
35899	DOORS UNLIMITED INC	NONMINORITY MALE	\$182.70	2003	GOODS AND SUPPLIES
34519	DOORS UNLIMITED INC	NONMINORITY MALE	\$780.00	2003	GOODS AND SUPPLIES
40173	DOORS UNLIMITED INC	NONMINORITY MALE	\$126.88	2003	GOODS AND SUPPLIES
35329	DOORS UNLIMITED INC	NONMINORITY MALE	\$761.26	2003	GOODS AND SUPPLIES
37023	DOORS UNLIMITED INC	NONMINORITY MALE	\$999.78	2003	GOODS AND SUPPLIES
6675	DOORS UNLIMITED INC	NONMINORITY MALE	\$228.38	2004	GOODS AND SUPPLIES
6313	DOORS UNLIMITED INC	NONMINORITY MALE	\$218.23	2004	GOODS AND SUPPLIES
9052	DOORS UNLIMITED INC	NONMINORITY MALE	\$263.90	2004	GOODS AND SUPPLIES
12114	DOORS UNLIMITED INC	NONMINORITY MALE	\$938.88	2004	GOODS AND SUPPLIES
25940	DOORS UNLIMITED INC	NONMINORITY MALE	\$2,340.00	2005	GOODS AND SUPPLIES
25926	DOORS UNLIMITED INC	NONMINORITY MALE	\$1,500.00	2005	GOODS AND SUPPLIES
36214	DOUBLE E TRUCKING INC	NONMINORITY MALE	\$892.50	2003	GOODS AND SUPPLIES
42074	DOUBLE E TRUCKING INC	NONMINORITY MALE	\$496.12	2005	GOODS AND SUPPLIES
41207	DOUBLE E TRUCKING INC	NONMINORITY MALE	\$1,785.00	2005	GOODS AND SUPPLIES
32823	DOUBLE E TRUCKING INC	NONMINORITY MALE	\$1,800.00	2003	GOODS AND SUPPLIES
31402	DOUBLE E TRUCKING INC	NONMINORITY MALE	\$577.50	2003	GOODS AND SUPPLIES
38183	DOUBLE E TRUCKING INC	NONMINORITY MALE	\$892.50	2003	GOODS AND SUPPLIES
36460	DOUBLE E TRUCKING INC	NONMINORITY MALE	\$472.50	2003	GOODS AND SUPPLIES
5390	DOUBLE E TRUCKING INC	NONMINORITY MALE	\$473.00	2004	GOODS AND SUPPLIES
12899	DOUBLE E TRUCKING INC	NONMINORITY MALE	\$152.00	2004	GOODS AND SUPPLIES
4225	DOUBLE E TRUCKING INC	NONMINORITY MALE	\$2,500.00	2004	GOODS AND SUPPLIES
9321	DOUBLE E TRUCKING INC	NONMINORITY MALE	\$494.00	2004	GOODS AND SUPPLIES
23902	DOUBLE E TRUCKING INC	NONMINORITY MALE	\$892.50	2005	GOODS AND SUPPLIES
25353	DOUBLE E TRUCKING INC	NONMINORITY MALE	\$892.50	2005	GOODS AND SUPPLIES
19822	DOUBLE E TRUCKING INC	NONMINORITY MALE	\$1,786.05	2005	GOODS AND SUPPLIES
23118	DOUBLE E TRUCKING INC	NONMINORITY MALE	\$892.50	2005	GOODS AND SUPPLIES
18894	DOUBLE E TRUCKING INC	NONMINORITY MALE	\$2,677.50	2005	GOODS AND SUPPLIES
25796	DOUBLE E TRUCKING INC	NONMINORITY MALE	\$496.12	2005	GOODS AND SUPPLIES
18635	DOUBLE E TRUCKING INC	NONMINORITY MALE	\$892.50	2005	GOODS AND SUPPLIES
41257	DOWNTOWN PRINTERS	NONMINORITY MALE	\$95.40	2005	GOODS AND SUPPLIES
41162	DOWNTOWN PRINTERS	NONMINORITY MALE	\$84.00	2005	GOODS AND SUPPLIES

GOODS AND SERVICES CONTRACTS

Appendix A

PURCHASE ORDER #	VENDOR NAME	ETHNICITY	AWARD AMOUNT	FY	BUSINESS CATEGORY
41172	DOWNTOWN PRINTERS	NONMINORITY MALE	\$722.93	2005	GOODS AND SUPPLIES
41163	DOWNTOWN PRINTERS	NONMINORITY MALE	\$431.28	2005	GOODS AND SUPPLIES
41178	DOWNTOWN PRINTERS	NONMINORITY MALE	\$507.15	2005	GOODS AND SUPPLIES
41165	DOWNTOWN PRINTERS	NONMINORITY MALE	\$168.00	2005	GOODS AND SUPPLIES
41453	DOWNTOWN PRINTERS	NONMINORITY MALE	\$34.00	2005	GOODS AND SUPPLIES
41173	DOWNTOWN PRINTERS	NONMINORITY MALE	\$212.00	2005	GOODS AND SUPPLIES
1420	DOWNTOWN PRINTERS	NONMINORITY MALE	\$80.12	2004	GOODS AND SUPPLIES
2599	DOWNTOWN PRINTERS	NONMINORITY MALE	\$192.15	2004	GOODS AND SUPPLIES
1525	DOWNTOWN PRINTERS	NONMINORITY MALE	\$35.70	2004	GOODS AND SUPPLIES
9837	DOWNTOWN PRINTERS	NONMINORITY MALE	\$212.10	2004	GOODS AND SUPPLIES
9913	DOWNTOWN PRINTERS	NONMINORITY MALE	\$51.45	2004	GOODS AND SUPPLIES
11104	DOWNTOWN PRINTERS	NONMINORITY MALE	\$71.40	2004	GOODS AND SUPPLIES
8912	DOWNTOWN PRINTERS	NONMINORITY MALE	\$35.70	2004	GOODS AND SUPPLIES
10340	DOWNTOWN PRINTERS	NONMINORITY MALE	\$181.65	2004	GOODS AND SUPPLIES
10537	DOWNTOWN PRINTERS	NONMINORITY MALE	\$35.70	2004	GOODS AND SUPPLIES
9361	DOWNTOWN PRINTERS	NONMINORITY MALE	\$42.00	2004	GOODS AND SUPPLIES
10339	DOWNTOWN PRINTERS	NONMINORITY MALE	\$71.40	2004	GOODS AND SUPPLIES
13922	DOWNTOWN PRINTERS	NONMINORITY MALE	\$177.45	2004	GOODS AND SUPPLIES
10333	DOWNTOWN PRINTERS	NONMINORITY MALE	\$67.20	2004	GOODS AND SUPPLIES
11103	DOWNTOWN PRINTERS	NONMINORITY MALE	\$317.10	2004	GOODS AND SUPPLIES
10625	DOWNTOWN PRINTERS	NONMINORITY MALE	\$35.70	2004	GOODS AND SUPPLIES
8573	DOWNTOWN PRINTERS	NONMINORITY MALE	\$764.30	2004	GOODS AND SUPPLIES
11119	DOWNTOWN PRINTERS	NONMINORITY MALE	\$435.00	2004	GOODS AND SUPPLIES
10808	DOWNTOWN PRINTERS	NONMINORITY MALE	\$35.70	2004	GOODS AND SUPPLIES
13946	DOWNTOWN PRINTERS	NONMINORITY MALE	\$35.70	2004	GOODS AND SUPPLIES
9095	DOWNTOWN PRINTERS	NONMINORITY MALE	\$34.00	2004	GOODS AND SUPPLIES
9076	DOWNTOWN PRINTERS	NONMINORITY MALE	\$35.70	2004	GOODS AND SUPPLIES
11607	DOWNTOWN PRINTERS	NONMINORITY MALE	\$35.70	2004	GOODS AND SUPPLIES
11592	DOWNTOWN PRINTERS	NONMINORITY MALE	\$283.50	2004	GOODS AND SUPPLIES
11307	DOWNTOWN PRINTERS	NONMINORITY MALE	\$225.75	2004	GOODS AND SUPPLIES
9524	DOWNTOWN PRINTERS	NONMINORITY MALE	\$664.65	2004	GOODS AND SUPPLIES
10726	DOWNTOWN PRINTERS	NONMINORITY MALE	\$34.00	2004	GOODS AND SUPPLIES
9362	DOWNTOWN PRINTERS	NONMINORITY MALE	\$142.80	2004	GOODS AND SUPPLIES
9062	DOWNTOWN PRINTERS	NONMINORITY MALE	\$35.70	2004	GOODS AND SUPPLIES

GOODS AND SERVICES CONTRACTS

Appendix A

PURCHASE ORDER #	VENDOR NAME	ETHNICITY	AWARD AMOUNT	FY	BUSINESS CATEGORY
10055	DOWNTOWN PRINTERS	NONMINORITY MALE	\$71.40	2004	GOODS AND SUPPLIES
1524	DOWNTOWN PRINTERS	NONMINORITY MALE	\$456.75	2004	GOODS AND SUPPLIES
9216	DOWNTOWN PRINTERS	NONMINORITY MALE	\$36.75	2004	GOODS AND SUPPLIES
9363	DOWNTOWN PRINTERS	NONMINORITY MALE	\$45.15	2004	GOODS AND SUPPLIES
12396	DOWNTOWN PRINTERS	NONMINORITY MALE	\$570.15	2004	GOODS AND SUPPLIES
6832	DOWNTOWN PRINTERS	NONMINORITY MALE	\$252.00	2004	GOODS AND SUPPLIES
6823	DOWNTOWN PRINTERS	NONMINORITY MALE	\$332.85	2004	GOODS AND SUPPLIES
624	DOWNTOWN PRINTERS	NONMINORITY MALE	\$631.05	2004	GOODS AND SUPPLIES
4890	DOWNTOWN PRINTERS	NONMINORITY MALE	\$35.70	2004	GOODS AND SUPPLIES
3395	DOWNTOWN PRINTERS	NONMINORITY MALE	\$45.15	2004	GOODS AND SUPPLIES
8349	DOWNTOWN PRINTERS	NONMINORITY MALE	\$168.00	2004	GOODS AND SUPPLIES
6540	DOWNTOWN PRINTERS	NONMINORITY MALE	\$80.12	2004	GOODS AND SUPPLIES
12370	DOWNTOWN PRINTERS	NONMINORITY MALE	\$120.75	2004	GOODS AND SUPPLIES
13663	DOWNTOWN PRINTERS	NONMINORITY MALE	\$82.95	2004	GOODS AND SUPPLIES
6712	DOWNTOWN PRINTERS	NONMINORITY MALE	\$35.70	2004	GOODS AND SUPPLIES
6688	DOWNTOWN PRINTERS	NONMINORITY MALE	\$310.80	2004	GOODS AND SUPPLIES
12458	DOWNTOWN PRINTERS	NONMINORITY MALE	\$673.05	2004	GOODS AND SUPPLIES
4943	DOWNTOWN PRINTERS	NONMINORITY MALE	\$35.70	2004	GOODS AND SUPPLIES
4944	DOWNTOWN PRINTERS	NONMINORITY MALE	\$114.45	2004	GOODS AND SUPPLIES
3959	DOWNTOWN PRINTERS	NONMINORITY MALE	\$117.60	2004	GOODS AND SUPPLIES
6747	DOWNTOWN PRINTERS	NONMINORITY MALE	\$153.30	2004	GOODS AND SUPPLIES
2389	DOWNTOWN PRINTERS	NONMINORITY MALE	\$514.50	2004	GOODS AND SUPPLIES
4171	DOWNTOWN PRINTERS	NONMINORITY MALE	\$137.81	2004	GOODS AND SUPPLIES
7446	DOWNTOWN PRINTERS	NONMINORITY MALE	\$82.95	2004	GOODS AND SUPPLIES
4205	DOWNTOWN PRINTERS	NONMINORITY MALE	\$35.70	2004	GOODS AND SUPPLIES
3019	DOWNTOWN PRINTERS	NONMINORITY MALE	\$663.58	2004	GOODS AND SUPPLIES
3020	DOWNTOWN PRINTERS	NONMINORITY MALE	\$35.70	2004	GOODS AND SUPPLIES
7354	DOWNTOWN PRINTERS	NONMINORITY MALE	\$428.40	2004	GOODS AND SUPPLIES
4664	DOWNTOWN PRINTERS	NONMINORITY MALE	\$992.25	2004	GOODS AND SUPPLIES
4422	DOWNTOWN PRINTERS	NONMINORITY MALE	\$94.50	2004	GOODS AND SUPPLIES
6922	DOWNTOWN PRINTERS	NONMINORITY MALE	\$358.05	2004	GOODS AND SUPPLIES
3021	DOWNTOWN PRINTERS	NONMINORITY MALE	\$35.70	2004	GOODS AND SUPPLIES
7192	DOWNTOWN PRINTERS	NONMINORITY MALE	\$281.40	2004	GOODS AND SUPPLIES
1819	DOWNTOWN PRINTERS	NONMINORITY MALE	\$35.70	2004	GOODS AND SUPPLIES

GOODS AND SERVICES CONTRACTS

Appendix A

PURCHASE ORDER #	VENDOR NAME	ETHNICITY	AWARD AMOUNT	FY	BUSINESS CATEGORY
7129	DOWNTOWN PRINTERS	NONMINORITY MALE	\$140.00	2004	GOODS AND SUPPLIES
12271	DOWNTOWN PRINTERS	NONMINORITY MALE	\$113.40	2004	GOODS AND SUPPLIES
6186	DOWNTOWN PRINTERS	NONMINORITY MALE	\$45.15	2004	GOODS AND SUPPLIES
6539	DOWNTOWN PRINTERS	NONMINORITY MALE	\$372.75	2004	GOODS AND SUPPLIES
7312	DOWNTOWN PRINTERS	NONMINORITY MALE	\$78.00	2004	GOODS AND SUPPLIES
5729	DOWNTOWN PRINTERS	NONMINORITY MALE	\$460.95	2004	GOODS AND SUPPLIES
6031	DOWNTOWN PRINTERS	NONMINORITY MALE	\$262.30	2004	GOODS AND SUPPLIES
6029	DOWNTOWN PRINTERS	NONMINORITY MALE	\$107.10	2004	GOODS AND SUPPLIES
12714	DOWNTOWN PRINTERS	NONMINORITY MALE	\$212.10	2004	GOODS AND SUPPLIES
5998	DOWNTOWN PRINTERS	NONMINORITY MALE	\$35.70	2004	GOODS AND SUPPLIES
5995	DOWNTOWN PRINTERS	NONMINORITY MALE	\$80.12	2004	GOODS AND SUPPLIES
771	DOWNTOWN PRINTERS	NONMINORITY MALE	\$26.25	2004	GOODS AND SUPPLIES
4945	DOWNTOWN PRINTERS	NONMINORITY MALE	\$114.45	2004	GOODS AND SUPPLIES
5816	DOWNTOWN PRINTERS	NONMINORITY MALE	\$845.91	2004	GOODS AND SUPPLIES
6182	DOWNTOWN PRINTERS	NONMINORITY MALE	\$212.10	2004	GOODS AND SUPPLIES
5701	DOWNTOWN PRINTERS	NONMINORITY MALE	\$212.10	2004	GOODS AND SUPPLIES
5685	DOWNTOWN PRINTERS	NONMINORITY MALE	\$116.55	2004	GOODS AND SUPPLIES
5512	DOWNTOWN PRINTERS	NONMINORITY MALE	\$212.10	2004	GOODS AND SUPPLIES
5523	DOWNTOWN PRINTERS	NONMINORITY MALE	\$260.00	2004	GOODS AND SUPPLIES
5524	DOWNTOWN PRINTERS	NONMINORITY MALE	\$186.32	2004	GOODS AND SUPPLIES
5567	DOWNTOWN PRINTERS	NONMINORITY MALE	\$35.70	2004	GOODS AND SUPPLIES
12787	DOWNTOWN PRINTERS	NONMINORITY MALE	\$35.70	2004	GOODS AND SUPPLIES
2223	DOWNTOWN PRINTERS	NONMINORITY MALE	\$35.70	2004	GOODS AND SUPPLIES
5046	DOWNTOWN PRINTERS	NONMINORITY MALE	\$212.10	2004	GOODS AND SUPPLIES
2254	DOWNTOWN PRINTERS	NONMINORITY MALE	\$133.35	2004	GOODS AND SUPPLIES
6499	DOWNTOWN PRINTERS	NONMINORITY MALE	\$288.23	2004	GOODS AND SUPPLIES
5150	DOWNTOWN PRINTERS	NONMINORITY MALE	\$217.35	2004	GOODS AND SUPPLIES
1096	DOWNTOWN PRINTERS	NONMINORITY MALE	\$35.70	2004	GOODS AND SUPPLIES
5157	DOWNTOWN PRINTERS	NONMINORITY MALE	\$200.87	2004	GOODS AND SUPPLIES
6049	DOWNTOWN PRINTERS	NONMINORITY MALE	\$61.95	2004	GOODS AND SUPPLIES
6371	DOWNTOWN PRINTERS	NONMINORITY MALE	\$244.76	2004	GOODS AND SUPPLIES
5276	DOWNTOWN PRINTERS	NONMINORITY MALE	\$249.90	2004	GOODS AND SUPPLIES
6223	DOWNTOWN PRINTERS	NONMINORITY MALE	\$35.70	2004	GOODS AND SUPPLIES
8484	DOWNTOWN PRINTERS	NONMINORITY MALE	\$279.30	2004	GOODS AND SUPPLIES

GOODS AND SERVICES CONTRACTS

Appendix A

PURCHASE ORDER #	VENDOR NAME	ETHNICITY	AWARD AMOUNT	FY	BUSINESS CATEGORY
12194	DOWNTOWN PRINTERS	NONMINORITY MALE	\$271.95	2004	GOODS AND SUPPLIES
6185	DOWNTOWN PRINTERS	NONMINORITY MALE	\$45.15	2004	GOODS AND SUPPLIES
6184	DOWNTOWN PRINTERS	NONMINORITY MALE	\$43.00	2004	GOODS AND SUPPLIES
6183	DOWNTOWN PRINTERS	NONMINORITY MALE	\$45.15	2004	GOODS AND SUPPLIES
6952	DOWNTOWN PRINTERS	NONMINORITY MALE	\$183.40	2004	GOODS AND SUPPLIES
1912	DOWNTOWN PRINTERS	NONMINORITY MALE	\$294.00	2004	GOODS AND SUPPLIES
3615	DOWNTOWN PRINTERS	NONMINORITY MALE	\$45.15	2004	GOODS AND SUPPLIES
918	DOWNTOWN PRINTERS	NONMINORITY MALE	\$152.25	2004	GOODS AND SUPPLIES
13654	DOWNTOWN PRINTERS	NONMINORITY MALE	\$42.00	2004	GOODS AND SUPPLIES
7884	DOWNTOWN PRINTERS	NONMINORITY MALE	\$168.00	2004	GOODS AND SUPPLIES
1168	DOWNTOWN PRINTERS	NONMINORITY MALE	\$91.35	2004	GOODS AND SUPPLIES
7887	DOWNTOWN PRINTERS	NONMINORITY MALE	\$35.70	2004	GOODS AND SUPPLIES
7923	DOWNTOWN PRINTERS	NONMINORITY MALE	\$45.15	2004	GOODS AND SUPPLIES
1174	DOWNTOWN PRINTERS	NONMINORITY MALE	\$187.95	2004	GOODS AND SUPPLIES
11882	DOWNTOWN PRINTERS	NONMINORITY MALE	\$558.60	2004	GOODS AND SUPPLIES
7964	DOWNTOWN PRINTERS	NONMINORITY MALE	\$141.75	2004	GOODS AND SUPPLIES
7825	DOWNTOWN PRINTERS	NONMINORITY MALE	\$89.25	2004	GOODS AND SUPPLIES
3616	DOWNTOWN PRINTERS	NONMINORITY MALE	\$45.15	2004	GOODS AND SUPPLIES
7963	DOWNTOWN PRINTERS	NONMINORITY MALE	\$460.95	2004	GOODS AND SUPPLIES
8143	DOWNTOWN PRINTERS	NONMINORITY MALE	\$220.50	2004	GOODS AND SUPPLIES
8145	DOWNTOWN PRINTERS	NONMINORITY MALE	\$107.10	2004	GOODS AND SUPPLIES
3614	DOWNTOWN PRINTERS	NONMINORITY MALE	\$45.15	2004	GOODS AND SUPPLIES
3613	DOWNTOWN PRINTERS	NONMINORITY MALE	\$45.15	2004	GOODS AND SUPPLIES
8190	DOWNTOWN PRINTERS	NONMINORITY MALE	\$34.00	2004	GOODS AND SUPPLIES
1701	DOWNTOWN PRINTERS	NONMINORITY MALE	\$619.50	2004	GOODS AND SUPPLIES
3611	DOWNTOWN PRINTERS	NONMINORITY MALE	\$35.70	2004	GOODS AND SUPPLIES
11751	DOWNTOWN PRINTERS	NONMINORITY MALE	\$466.00	2004	GOODS AND SUPPLIES
3589	DOWNTOWN PRINTERS	NONMINORITY MALE	\$178.50	2004	GOODS AND SUPPLIES
8470	DOWNTOWN PRINTERS	NONMINORITY MALE	\$35.70	2004	GOODS AND SUPPLIES
6951	DOWNTOWN PRINTERS	NONMINORITY MALE	\$183.40	2004	GOODS AND SUPPLIES
3936	DOWNTOWN PRINTERS	NONMINORITY MALE	\$45.15	2004	GOODS AND SUPPLIES
7646	DOWNTOWN PRINTERS	NONMINORITY MALE	\$35.70	2004	GOODS AND SUPPLIES
17667	DOWNTOWN PRINTERS	NONMINORITY MALE	\$168.00	2005	GOODS AND SUPPLIES
17855	DOWNTOWN PRINTERS	NONMINORITY MALE	\$35.70	2005	GOODS AND SUPPLIES

GOODS AND SERVICES CONTRACTS

Appendix A

PURCHASE ORDER #	VENDOR NAME	ETHNICITY	AWARD AMOUNT	FY	BUSINESS CATEGORY
17457	DOWNTOWN PRINTERS	NONMINORITY MALE	\$372.75	2005	GOODS AND SUPPLIES
20442	DOWNTOWN PRINTERS	NONMINORITY MALE	\$185.00	2005	GOODS AND SUPPLIES
17224	DOWNTOWN PRINTERS	NONMINORITY MALE	\$387.45	2005	GOODS AND SUPPLIES
19834	DOWNTOWN PRINTERS	NONMINORITY MALE	\$35.70	2005	GOODS AND SUPPLIES
17669	DOWNTOWN PRINTERS	NONMINORITY MALE	\$372.75	2005	GOODS AND SUPPLIES
19842	DOWNTOWN PRINTERS	NONMINORITY MALE	\$35.70	2005	GOODS AND SUPPLIES
19844	DOWNTOWN PRINTERS	NONMINORITY MALE	\$182.00	2005	GOODS AND SUPPLIES
17757	DOWNTOWN PRINTERS	NONMINORITY MALE	\$54.60	2005	GOODS AND SUPPLIES
17738	DOWNTOWN PRINTERS	NONMINORITY MALE	\$286.65	2005	GOODS AND SUPPLIES
24990	DOWNTOWN PRINTERS	NONMINORITY MALE	\$49.00	2005	GOODS AND SUPPLIES
14154	DOWNTOWN PRINTERS	NONMINORITY MALE	\$35.70	2004	GOODS AND SUPPLIES
24065	DOWNTOWN PRINTERS	NONMINORITY MALE	\$51.00	2005	GOODS AND SUPPLIES
17690	DOWNTOWN PRINTERS	NONMINORITY MALE	\$490.00	2005	GOODS AND SUPPLIES
14135	DOWNTOWN PRINTERS	NONMINORITY MALE	\$42.00	2004	GOODS AND SUPPLIES
18254	DOWNTOWN PRINTERS	NONMINORITY MALE	\$35.70	2005	GOODS AND SUPPLIES
18255	DOWNTOWN PRINTERS	NONMINORITY MALE	\$35.70	2005	GOODS AND SUPPLIES
19843	DOWNTOWN PRINTERS	NONMINORITY MALE	\$52.50	2005	GOODS AND SUPPLIES
18022	DOWNTOWN PRINTERS	NONMINORITY MALE	\$35.70	2005	GOODS AND SUPPLIES
18133	DOWNTOWN PRINTERS	NONMINORITY MALE	\$456.75	2005	GOODS AND SUPPLIES
20921	DOWNTOWN PRINTERS	NONMINORITY MALE	\$105.00	2005	GOODS AND SUPPLIES
20952	DOWNTOWN PRINTERS	NONMINORITY MALE	\$260.40	2005	GOODS AND SUPPLIES
19498	DOWNTOWN PRINTERS	NONMINORITY MALE	\$591.17	2005	GOODS AND SUPPLIES
19500	DOWNTOWN PRINTERS	NONMINORITY MALE	\$659.40	2005	GOODS AND SUPPLIES
14500	DOWNTOWN PRINTERS	NONMINORITY MALE	\$483.69	2004	GOODS AND SUPPLIES
17053	DOWNTOWN PRINTERS	NONMINORITY MALE	\$152.25	2005	GOODS AND SUPPLIES
27288	DOWNTOWN PRINTERS	NONMINORITY MALE	\$399.00	2005	GOODS AND SUPPLIES
18151	DOWNTOWN PRINTERS	NONMINORITY MALE	\$78.75	2005	GOODS AND SUPPLIES
18153	DOWNTOWN PRINTERS	NONMINORITY MALE	\$35.70	2005	GOODS AND SUPPLIES
14457	DOWNTOWN PRINTERS	NONMINORITY MALE	\$35.70	2004	GOODS AND SUPPLIES
16765	DOWNTOWN PRINTERS	NONMINORITY MALE	\$132.30	2005	GOODS AND SUPPLIES
18023	DOWNTOWN PRINTERS	NONMINORITY MALE	\$35.70	2005	GOODS AND SUPPLIES
17222	DOWNTOWN PRINTERS	NONMINORITY MALE	\$182.70	2005	GOODS AND SUPPLIES
17124	DOWNTOWN PRINTERS	NONMINORITY MALE	\$35.70	2005	GOODS AND SUPPLIES
17127	DOWNTOWN PRINTERS	NONMINORITY MALE	\$315.00	2005	GOODS AND SUPPLIES

GOODS AND SERVICES CONTRACTS

Appendix A

PURCHASE ORDER #	VENDOR NAME	ETHNICITY	AWARD AMOUNT	FY	BUSINESS CATEGORY
17128	DOWNTOWN PRINTERS	NONMINORITY MALE	\$309.75	2005	GOODS AND SUPPLIES
24471	DOWNTOWN PRINTERS	NONMINORITY MALE	\$94.50	2005	GOODS AND SUPPLIES
17173	DOWNTOWN PRINTERS	NONMINORITY MALE	\$36.92	2005	GOODS AND SUPPLIES
19637	DOWNTOWN PRINTERS	NONMINORITY MALE	\$210.00	2005	GOODS AND SUPPLIES
16782	DOWNTOWN PRINTERS	NONMINORITY MALE	\$484.00	2005	GOODS AND SUPPLIES
22954	DOWNTOWN PRINTERS	NONMINORITY MALE	\$68.00	2005	GOODS AND SUPPLIES
23763	DOWNTOWN PRINTERS	NONMINORITY MALE	\$35.70	2005	GOODS AND SUPPLIES
16738	DOWNTOWN PRINTERS	NONMINORITY MALE	\$242.55	2005	GOODS AND SUPPLIES
23271	DOWNTOWN PRINTERS	NONMINORITY MALE	\$170.00	2005	GOODS AND SUPPLIES
14453	DOWNTOWN PRINTERS	NONMINORITY MALE	\$67.20	2004	GOODS AND SUPPLIES
16561	DOWNTOWN PRINTERS	NONMINORITY MALE	\$36.92	2005	GOODS AND SUPPLIES
18308	DOWNTOWN PRINTERS	NONMINORITY MALE	\$189.00	2005	GOODS AND SUPPLIES
21607	DOWNTOWN PRINTERS	NONMINORITY MALE	\$105.00	2005	GOODS AND SUPPLIES
19269	DOWNTOWN PRINTERS	NONMINORITY MALE	\$619.50	2005	GOODS AND SUPPLIES
21886	DOWNTOWN PRINTERS	NONMINORITY MALE	\$105.00	2005	GOODS AND SUPPLIES
16643	DOWNTOWN PRINTERS	NONMINORITY MALE	\$35.70	2005	GOODS AND SUPPLIES
16031	DOWNTOWN PRINTERS	NONMINORITY MALE	\$35.70	2005	GOODS AND SUPPLIES
18615	DOWNTOWN PRINTERS	NONMINORITY MALE	\$714.00	2005	GOODS AND SUPPLIES
16652	DOWNTOWN PRINTERS	NONMINORITY MALE	\$87.15	2005	GOODS AND SUPPLIES
16045	DOWNTOWN PRINTERS	NONMINORITY MALE	\$91.35	2005	GOODS AND SUPPLIES
16044	DOWNTOWN PRINTERS	NONMINORITY MALE	\$60.90	2005	GOODS AND SUPPLIES
18605	DOWNTOWN PRINTERS	NONMINORITY MALE	\$159.60	2005	GOODS AND SUPPLIES
16454	DOWNTOWN PRINTERS	NONMINORITY MALE	\$49.35	2005	GOODS AND SUPPLIES
18819	DOWNTOWN PRINTERS	NONMINORITY MALE	\$84.00	2005	GOODS AND SUPPLIES
15097	DOWNTOWN PRINTERS	NONMINORITY MALE	\$674.08	2005	GOODS AND SUPPLIES
25392	DOWNTOWN PRINTERS	NONMINORITY MALE	\$633.15	2005	GOODS AND SUPPLIES
26103	DOWNTOWN PRINTERS	NONMINORITY MALE	\$468.30	2005	GOODS AND SUPPLIES
16041	DOWNTOWN PRINTERS	NONMINORITY MALE	\$35.70	2005	GOODS AND SUPPLIES
16042	DOWNTOWN PRINTERS	NONMINORITY MALE	\$35.70	2005	GOODS AND SUPPLIES
16211	DOWNTOWN PRINTERS	NONMINORITY MALE	\$120.75	2005	GOODS AND SUPPLIES
18762	DOWNTOWN PRINTERS	NONMINORITY MALE	\$91.35	2005	GOODS AND SUPPLIES
15652	DOWNTOWN PRINTERS	NONMINORITY MALE	\$42.00	2005	GOODS AND SUPPLIES
25046	DOWNTOWN PRINTERS	NONMINORITY MALE	\$182.70	2005	GOODS AND SUPPLIES
16655	DOWNTOWN PRINTERS	NONMINORITY MALE	\$220.50	2005	GOODS AND SUPPLIES

GOODS AND SERVICES CONTRACTS

Appendix A

PURCHASE ORDER #	VENDOR NAME	ETHNICITY	AWARD AMOUNT	FY	BUSINESS CATEGORY
21605	DOWNTOWN PRINTERS	NONMINORITY MALE	\$105.00	2005	GOODS AND SUPPLIES
15653	DOWNTOWN PRINTERS	NONMINORITY MALE	\$383.00	2005	GOODS AND SUPPLIES
15951	DOWNTOWN PRINTERS	NONMINORITY MALE	\$152.25	2005	GOODS AND SUPPLIES
37610	DRAKES FLORIST		\$104.75	2003	GOODS AND SUPPLIES
33082	DRAKES FLORIST		\$158.00	2003	GOODS AND SUPPLIES
33678	DRAKES FLORIST		\$227.30	2003	GOODS AND SUPPLIES
29409	DRAKES FLORIST		\$32.00	2003	GOODS AND SUPPLIES
38332	DRAKES FLORIST		\$215.25	2003	GOODS AND SUPPLIES
38125	DUKES EQUIPMENT CO INC		\$223.41	2003	GOODS AND SUPPLIES
30832	DUKES EQUIPMENT CO INC		\$10.78	2003	GOODS AND SUPPLIES
35988	DUKES EQUIPMENT CO INC		\$303.67	2003	GOODS AND SUPPLIES
37850	DUKES EQUIPMENT CO INC		\$332.46	2003	GOODS AND SUPPLIES
35901	DUKES EQUIPMENT CO INC		\$15.75	2003	GOODS AND SUPPLIES
38774	DUKES EQUIPMENT CO INC		\$15.38	2003	GOODS AND SUPPLIES
2668	DUKES EQUIPMENT CO INC		\$160.36	2004	GOODS AND SUPPLIES
11013	DUKES EQUIPMENT CO INC		\$35.15	2004	GOODS AND SUPPLIES
17155	DUKES EQUIPMENT CO INC		\$400.00	2005	GOODS AND SUPPLIES
39120	DUTCH AMERICAN FLORAL		\$105.00	2003	GOODS AND SUPPLIES
27083	DUTCH DOOR INC		\$323.27	2005	GOODS AND SUPPLIES
26637	DUTCH HEATING & AIR CONDITIONING INC		\$499.00	2005	GOODS AND SUPPLIES
18884	DUTCH HEATING & AIR CONDITIONING INC		\$285.00	2005	GOODS AND SUPPLIES
22843	DYER INC		\$49.26	2005	GOODS AND SUPPLIES
15864	DYKES, RU		\$100.00	2005	GOODS AND SUPPLIES
31654	E & D ENTERPRISE INC		\$107.63	2003	GOODS AND SUPPLIES
42144	E & D ENTERPRISE INC		\$409.50	2005	GOODS AND SUPPLIES
41299	E & D ENTERPRISE INC		\$186.16	2005	GOODS AND SUPPLIES
35072	E & D ENTERPRISE INC		\$220.50	2003	GOODS AND SUPPLIES
37997	E & D ENTERPRISE INC		\$535.20	2003	GOODS AND SUPPLIES
6527	E & D ENTERPRISE INC		\$253.75	2004	GOODS AND SUPPLIES
7445	E & D ENTERPRISE INC		\$213.15	2004	GOODS AND SUPPLIES
13461	E & D ENTERPRISE INC		\$548.10	2004	GOODS AND SUPPLIES
3593	E & D ENTERPRISE INC		\$191.10	2004	GOODS AND SUPPLIES
3281	E & D ENTERPRISE INC		\$191.10	2004	GOODS AND SUPPLIES
2967	E & D ENTERPRISE INC		\$89.25	2004	GOODS AND SUPPLIES

GOODS AND SERVICES CONTRACTS

Appendix A

PURCHASE ORDER #	VENDOR NAME	ETHNICITY	AWARD AMOUNT	FY	BUSINESS CATEGORY
5808	E & D ENTERPRISE INC		\$406.00	2004	GOODS AND SUPPLIES
21760	E & D ENTERPRISE INC		\$213.15	2005	GOODS AND SUPPLIES
25870	E & D ENTERPRISE INC		\$400.93	2005	GOODS AND SUPPLIES
20219	E & D ENTERPRISE INC		\$329.88	2005	GOODS AND SUPPLIES
18897	E & D ENTERPRISE INC		\$262.50	2005	GOODS AND SUPPLIES
16456	E C L EQUIPMENT CO		\$128.00	2005	GOODS AND SUPPLIES
42223	E DS PLANTS		\$52.00	2005	GOODS AND SUPPLIES
6003	E DS PLANTS		\$462.00	2004	GOODS AND SUPPLIES
39124	EAST COAST GLASSWORKS		\$887.50	2003	GOODS AND SUPPLIES
32627	EASTERN BUSINESS FORMS INC	NONMINORITY WOMEN	\$475.15	2003	GOODS AND SUPPLIES
28572	EASTERN BUSINESS FORMS INC	NONMINORITY WOMEN	\$290.07	2003	GOODS AND SUPPLIES
38554	EASTERN EQUIPMENT & CHEMICAL CO INC		\$69.81	2003	GOODS AND SUPPLIES
34804	EASTERN EQUIPMENT & CHEMICAL CO INC		\$192.00	2003	GOODS AND SUPPLIES
34803	EASTERN EQUIPMENT & CHEMICAL CO INC		\$79.66	2003	GOODS AND SUPPLIES
29769	EASTERN EQUIPMENT & CHEMICAL CO INC		\$113.08	2003	GOODS AND SUPPLIES
32436	EASTERN EQUIPMENT & CHEMICAL CO INC		\$29.40	2003	GOODS AND SUPPLIES
1370	EASTERN EQUIPMENT & CHEMICAL CO INC		\$21.26	2004	GOODS AND SUPPLIES
42179	EASTOVER OIL CO INC		\$76.40	2005	GOODS AND SUPPLIES
29565	EASTOVER OIL CO INC		\$969.16	2003	GOODS AND SUPPLIES
37599	EASTOVER OIL CO INC		\$27.08	2003	GOODS AND SUPPLIES
39061	EASTOVER OIL CO INC		\$361.99	2003	GOODS AND SUPPLIES
37516	EASTOVER OIL CO INC		\$497.35	2003	GOODS AND SUPPLIES
32463	EASTOVER OIL CO INC		\$484.29	2003	GOODS AND SUPPLIES
11779	EASTOVER OIL CO INC		\$67.19	2004	GOODS AND SUPPLIES
10794	EASTOVER OIL CO INC		\$182.94	2004	GOODS AND SUPPLIES
430	EASTOVER OIL CO INC		\$500.00	2004	GOODS AND SUPPLIES
8665	EASTOVER OIL CO INC		\$500.00	2004	GOODS AND SUPPLIES
13195	EASTOVER OIL CO INC		\$184.46	2004	GOODS AND SUPPLIES
10462	EASTOVER OIL CO INC		\$87.77	2004	GOODS AND SUPPLIES
3367	EASTOVER OIL CO INC		\$1,000.00	2004	GOODS AND SUPPLIES
13196	EASTOVER OIL CO INC		\$13.02	2004	GOODS AND SUPPLIES
11778	EASTOVER OIL CO INC		\$220.23	2004	GOODS AND SUPPLIES
11720	EASTOVER OIL CO INC		\$94.66	2004	GOODS AND SUPPLIES
13720	EASTOVER OIL CO INC		\$76.72	2004	GOODS AND SUPPLIES

GOODS AND SERVICES CONTRACTS

Appendix A

PURCHASE ORDER #	VENDOR NAME	ETHNICITY	AWARD AMOUNT	FY	BUSINESS CATEGORY
24304	EASTOVER OIL CO INC		\$166.22	2005	GOODS AND SUPPLIES
21289	EASTOVER OIL CO INC		\$237.30	2005	GOODS AND SUPPLIES
26895	EASTOVER OIL CO INC		\$525.00	2005	GOODS AND SUPPLIES
18080	EASTOVER OIL CO INC		\$58.43	2005	GOODS AND SUPPLIES
18081	EASTOVER OIL CO INC		\$50.02	2005	GOODS AND SUPPLIES
28111	EASTOVER OIL CO INC		\$23.16	2003	GOODS AND SUPPLIES
14466	EASTOVER OIL CO INC		\$109.70	2004	GOODS AND SUPPLIES
28110	EASTOVER OIL CO INC		\$15.12	2003	GOODS AND SUPPLIES
14467	EASTOVER OIL CO INC		\$21.00	2004	GOODS AND SUPPLIES
15323	EASTOVER OIL CO INC		\$525.00	2005	GOODS AND SUPPLIES
27123	EASTOVER OIL CO INC		\$525.00	2005	GOODS AND SUPPLIES
21391	EASTOVER OIL CO INC		\$37.02	2005	GOODS AND SUPPLIES
24606	EASTOVER OIL CO INC		\$81.99	2005	GOODS AND SUPPLIES
21390	EASTOVER OIL CO INC		\$218.96	2005	GOODS AND SUPPLIES
26733	EASTOVER OIL CO INC		\$145.45	2005	GOODS AND SUPPLIES
22129	EASTOVER OIL CO INC		\$143.03	2005	GOODS AND SUPPLIES
22854	EASTOVER OIL CO INC		\$217.52	2005	GOODS AND SUPPLIES
26416	EASTOVER OIL CO INC		\$201.48	2005	GOODS AND SUPPLIES
19215	EASTOVER OIL CO INC		\$525.00	2005	GOODS AND SUPPLIES
25321	EASTOVER OIL CO INC		\$231.22	2005	GOODS AND SUPPLIES
38379	EDISTO GAS CO	NONMINORITY MALE	\$1,978.21	2003	GOODS AND SUPPLIES
36082	EDISTO GAS CO	NONMINORITY MALE	\$12,043.88	2003	GOODS AND SUPPLIES
31187	EDISTO GAS CO	NONMINORITY MALE	\$10,818.94	2003	GOODS AND SUPPLIES
252	EDISTO GAS CO	NONMINORITY MALE	\$1,600.00	2004	GOODS AND SUPPLIES
360	EDISTO GAS CO	NONMINORITY MALE	\$800.00	2004	GOODS AND SUPPLIES
266	EDISTO GAS CO	NONMINORITY MALE	\$4,318.00	2004	GOODS AND SUPPLIES
354	EDISTO GAS CO	NONMINORITY MALE	\$3,000.00	2004	GOODS AND SUPPLIES
2250	EDISTO GAS CO	NONMINORITY MALE	\$380.63	2004	GOODS AND SUPPLIES
9919	EDISTO GAS CO	NONMINORITY MALE	\$1,800.00	2004	GOODS AND SUPPLIES
267	EDISTO GAS CO	NONMINORITY MALE	\$2,500.00	2004	GOODS AND SUPPLIES
347	EDISTO GAS CO	NONMINORITY MALE	\$4,700.00	2004	GOODS AND SUPPLIES
253	EDISTO GAS CO	NONMINORITY MALE	\$2,950.00	2004	GOODS AND SUPPLIES
5168	EDISTO GAS CO	NONMINORITY MALE	\$2,000.00	2004	GOODS AND SUPPLIES
10029	EDISTO GAS CO	NONMINORITY MALE	\$289.56	2004	GOODS AND SUPPLIES

GOODS AND SERVICES CONTRACTS

Appendix A

PURCHASE ORDER #	VENDOR NAME	ETHNICITY	AWARD AMOUNT	FY	BUSINESS CATEGORY
24725	EDISTO GAS CO	NONMINORITY MALE	\$1,200.00	2005	GOODS AND SUPPLIES
15296	EDISTO GAS CO	NONMINORITY MALE	\$1,508.00	2005	GOODS AND SUPPLIES
23523	EDISTO GAS CO	NONMINORITY MALE	\$635.11	2005	GOODS AND SUPPLIES
24730	EDISTO GAS CO	NONMINORITY MALE	\$1,200.00	2005	GOODS AND SUPPLIES
23511	EDISTO GAS CO	NONMINORITY MALE	\$1,000.00	2005	GOODS AND SUPPLIES
24729	EDISTO GAS CO	NONMINORITY MALE	\$1,200.00	2005	GOODS AND SUPPLIES
24728	EDISTO GAS CO	NONMINORITY MALE	\$1,000.00	2005	GOODS AND SUPPLIES
24731	EDISTO GAS CO	NONMINORITY MALE	\$1,200.00	2005	GOODS AND SUPPLIES
18156	EDISTO GAS CO	NONMINORITY MALE	\$2,000.00	2005	GOODS AND SUPPLIES
15201	EDISTO GAS CO	NONMINORITY MALE	\$1,200.00	2005	GOODS AND SUPPLIES
25415	EDISTO GAS CO	NONMINORITY MALE	\$392.14	2005	GOODS AND SUPPLIES
22162	EDISTO GAS CO	NONMINORITY MALE	\$2,000.00	2005	GOODS AND SUPPLIES
19253	EDISTO GAS CO	NONMINORITY MALE	\$2,600.00	2005	GOODS AND SUPPLIES
18802	EDISTO GAS CO	NONMINORITY MALE	\$1,600.00	2005	GOODS AND SUPPLIES
15284	EDISTO GAS CO	NONMINORITY MALE	\$3,900.00	2005	GOODS AND SUPPLIES
22472	EDISTO GAS CO	NONMINORITY MALE	\$2,000.00	2005	GOODS AND SUPPLIES
18803	EDISTO GAS CO	NONMINORITY MALE	\$2,600.00	2005	GOODS AND SUPPLIES
33782	EDMAC COMPRESSOR CO		\$407.58	2003	GOODS AND SUPPLIES
13464	EDMAC COMPRESSOR CO		\$2,901.15	2004	GOODS AND SUPPLIES
10886	EDUCATIONAL WONDERLAND		\$200.00	2004	GOODS AND SUPPLIES
41416	EIDSONS SPORTS & CUSTOM EMBROIDERY	NONMINORITY MALE	\$238.50	2005	GOODS AND SUPPLIES
8225	EIDSONS SPORTS & CUSTOM EMBROIDERY	NONMINORITY MALE	\$176.40	2004	GOODS AND SUPPLIES
242	EIDSONS SPORTS & CUSTOM EMBROIDERY	NONMINORITY MALE	\$4,500.00	2004	GOODS AND SUPPLIES
13055	EIDSONS SPORTS & CUSTOM EMBROIDERY	NONMINORITY MALE	\$1,500.00	2004	GOODS AND SUPPLIES
12748	EIDSONS SPORTS & CUSTOM EMBROIDERY	NONMINORITY MALE	\$1,000.00	2004	GOODS AND SUPPLIES
243	EIDSONS SPORTS & CUSTOM EMBROIDERY	NONMINORITY MALE	\$2,000.00	2004	GOODS AND SUPPLIES
9066	EIDSONS SPORTS & CUSTOM EMBROIDERY	NONMINORITY MALE	\$4,500.00	2004	GOODS AND SUPPLIES
18674	EIDSONS SPORTS & CUSTOM EMBROIDERY	NONMINORITY MALE	\$420.00	2005	GOODS AND SUPPLIES
24531	EIDSONS SPORTS & CUSTOM EMBROIDERY	NONMINORITY MALE	\$3,000.00	2005	GOODS AND SUPPLIES
16292	EIDSONS SPORTS & CUSTOM EMBROIDERY	NONMINORITY MALE	\$2,000.00	2005	GOODS AND SUPPLIES
22744	EIDSONS SPORTS & CUSTOM EMBROIDERY	NONMINORITY MALE	\$189.00	2005	GOODS AND SUPPLIES
22743	EIDSONS SPORTS & CUSTOM EMBROIDERY	NONMINORITY MALE	\$525.00	2005	GOODS AND SUPPLIES
15365	EIDSONS SPORTS & CUSTOM EMBROIDERY	NONMINORITY MALE	\$5,427.00	2005	GOODS AND SUPPLIES
24557	EIDSONS SPORTS & CUSTOM EMBROIDERY	NONMINORITY MALE	\$105.00	2005	GOODS AND SUPPLIES

GOODS AND SERVICES CONTRACTS

Appendix A

PURCHASE ORDER #	VENDOR NAME	ETHNICITY	AWARD AMOUNT	FY	BUSINESS CATEGORY
39443	EISONS FLORIST INC		\$26.25	2003	GOODS AND SUPPLIES
12421	EISONS FLORIST INC		\$31.50	2004	GOODS AND SUPPLIES
11619	EISONS FLORIST INC		\$86.10	2004	GOODS AND SUPPLIES
28795	EISONS FLORIST INC		\$576.40	2003	GOODS AND SUPPLIES
37725	ELECTRIC CONTROL & SUPPLY INC		\$2,027.28	2003	GOODS AND SUPPLIES
36442	ELECTRIC CONTROL & SUPPLY INC		\$104.00	2003	GOODS AND SUPPLIES
31882	ELECTRIC CONTROL & SUPPLY INC		\$87.36	2003	GOODS AND SUPPLIES
34585	ELECTRIC CONTROL & SUPPLY INC		\$301.41	2003	GOODS AND SUPPLIES
30959	ELECTRIC CONTROL & SUPPLY INC		\$318.26	2003	GOODS AND SUPPLIES
29741	ELECTRIC CONTROL & SUPPLY INC		\$194.58	2003	GOODS AND SUPPLIES
36735	ELECTRIC CONTROL & SUPPLY INC		\$176.69	2003	GOODS AND SUPPLIES
33759	ELECTRIC CONTROL & SUPPLY INC		\$374.22	2003	GOODS AND SUPPLIES
39700	ELECTRIC CONTROL & SUPPLY INC		\$183.75	2003	GOODS AND SUPPLIES
29625	ELECTRIC CONTROL & SUPPLY INC		\$58.46	2003	GOODS AND SUPPLIES
29616	ELECTRIC CONTROL & SUPPLY INC		\$247.38	2003	GOODS AND SUPPLIES
39010	ELECTRIC CONTROL & SUPPLY INC		\$110.23	2003	GOODS AND SUPPLIES
35419	ELECTRIC CONTROL & SUPPLY INC		\$169.10	2003	GOODS AND SUPPLIES
32732	ELECTRIC CONTROL & SUPPLY INC		\$40.24	2003	GOODS AND SUPPLIES
32628	ELECTRIC CONTROL & SUPPLY INC		\$118.76	2003	GOODS AND SUPPLIES
36719	ELECTRIC CONTROL & SUPPLY INC		\$346.50	2003	GOODS AND SUPPLIES
36643	ELECTRIC CONTROL & SUPPLY INC		\$251.21	2003	GOODS AND SUPPLIES
34294	ELECTRIC CONTROL & SUPPLY INC		\$71.25	2003	GOODS AND SUPPLIES
31874	ELECTRIC CONTROL & SUPPLY INC		\$102.04	2003	GOODS AND SUPPLIES
37748	ELECTRIC CONTROL & SUPPLY INC		\$30.15	2003	GOODS AND SUPPLIES
33224	ELECTRIC CONTROL & SUPPLY INC		\$231.50	2003	GOODS AND SUPPLIES
8480	ELECTRIC CONTROL & SUPPLY INC		\$491.91	2004	GOODS AND SUPPLIES
8481	ELECTRIC CONTROL & SUPPLY INC		\$129.78	2004	GOODS AND SUPPLIES
13003	ELECTRIC CONTROL & SUPPLY INC		\$467.83	2004	GOODS AND SUPPLIES
2807	ELECTRIC CONTROL & SUPPLY INC		\$256.69	2004	GOODS AND SUPPLIES
13002	ELECTRIC CONTROL & SUPPLY INC		\$1,339.80	2004	GOODS AND SUPPLIES
3434	ELECTRIC CONTROL & SUPPLY INC		\$456.15	2004	GOODS AND SUPPLIES
8382	ELECTRIC CONTROL & SUPPLY INC		\$106.80	2004	GOODS AND SUPPLIES
8248	ELECTRIC CONTROL & SUPPLY INC		\$129.78	2004	GOODS AND SUPPLIES
13010	ELECTRIC CONTROL & SUPPLY INC		\$131.04	2004	GOODS AND SUPPLIES

GOODS AND SERVICES CONTRACTS

Appendix A

PURCHASE ORDER #	VENDOR NAME	ETHNICITY	AWARD AMOUNT	FY	BUSINESS CATEGORY
11256	ELECTRIC CONTROL & SUPPLY INC		\$507.15	2004	GOODS AND SUPPLIES
4930	ELECTRIC CONTROL & SUPPLY INC		\$265.13	2004	GOODS AND SUPPLIES
11886	ELECTRIC CONTROL & SUPPLY INC		\$201.08	2004	GOODS AND SUPPLIES
3431	ELECTRIC CONTROL & SUPPLY INC		\$491.90	2004	GOODS AND SUPPLIES
12303	ELECTRIC CONTROL & SUPPLY INC		\$491.90	2004	GOODS AND SUPPLIES
10600	ELECTRIC CONTROL & SUPPLY INC		\$271.95	2004	GOODS AND SUPPLIES
7842	ELECTRIC CONTROL & SUPPLY INC		\$75.60	2004	GOODS AND SUPPLIES
4519	ELECTRIC CONTROL & SUPPLY INC		\$669.90	2004	GOODS AND SUPPLIES
23105	ELECTRIC CONTROL & SUPPLY INC		\$42.00	2005	GOODS AND SUPPLIES
19032	ELECTRIC CONTROL & SUPPLY INC		\$271.95	2005	GOODS AND SUPPLIES
16704	ELECTRIC CONTROL & SUPPLY INC		\$149.81	2005	GOODS AND SUPPLIES
27334	ELECTRIC CONTROL & SUPPLY INC		\$1,134.00	2005	GOODS AND SUPPLIES
27598	ELECTRIC CONTROL & SUPPLY INC		\$198.45	2005	GOODS AND SUPPLIES
25680	ELECTRIC CONTROL & SUPPLY INC		\$298.86	2005	GOODS AND SUPPLIES
16800	ELECTRIC CONTROL & SUPPLY INC		\$669.90	2005	GOODS AND SUPPLIES
15541	ELECTRIC CONTROL & SUPPLY INC		\$71.56	2005	GOODS AND SUPPLIES
15227	ELECTRIC CONTROL & SUPPLY INC		\$3,000.00	2005	GOODS AND SUPPLIES
21654	ELECTRIC CONTROL & SUPPLY INC		\$669.90	2005	GOODS AND SUPPLIES
14632	ELECTRIC CONTROL & SUPPLY INC		\$17.06	2004	GOODS AND SUPPLIES
16801	ELECTRIC CONTROL & SUPPLY INC		\$271.95	2005	GOODS AND SUPPLIES
28137	ELECTRIC CONTROL & SUPPLY INC		\$138.94	2003	GOODS AND SUPPLIES
14303	ELECTRIC CONTROL & SUPPLY INC		\$441.53	2004	GOODS AND SUPPLIES
14545	ELECTRIC CONTROL & SUPPLY INC		\$48.42	2004	GOODS AND SUPPLIES
31894	ELECTRIC MOTOR & REPAIR INC		\$873.35	2003	GOODS AND SUPPLIES
41874	ELECTRIC MOTOR & REPAIR INC		\$1,991.74	2005	GOODS AND SUPPLIES
31896	ELECTRIC MOTOR & REPAIR INC		\$1,717.95	2003	GOODS AND SUPPLIES
29993	ELECTRIC MOTOR & REPAIR INC		\$1,017.75	2003	GOODS AND SUPPLIES
37763	ELECTRIC MOTOR & REPAIR INC		\$3,271.25	2003	GOODS AND SUPPLIES
33184	ELECTRIC MOTOR & REPAIR INC		\$297.80	2003	GOODS AND SUPPLIES
30686	ELECTRIC MOTOR & REPAIR INC		\$229.95	2003	GOODS AND SUPPLIES
39719	ELECTRIC MOTOR & REPAIR INC		\$2,500.00	2003	GOODS AND SUPPLIES
39164	ELECTRIC MOTOR & REPAIR INC		\$100.80	2003	GOODS AND SUPPLIES
31765	ELECTRIC MOTOR & REPAIR INC		\$82.95	2003	GOODS AND SUPPLIES
30982	ELECTRIC MOTOR & REPAIR INC		\$284.65	2003	GOODS AND SUPPLIES

GOODS AND SERVICES CONTRACTS

Appendix A

PURCHASE ORDER #	VENDOR NAME	ETHNICITY	AWARD AMOUNT	FY	BUSINESS CATEGORY
32385	ELECTRIC MOTOR & REPAIR INC		\$4,022.25	2003	GOODS AND SUPPLIES
29026	ELECTRIC MOTOR & REPAIR INC		\$3,275.80	2003	GOODS AND SUPPLIES
38241	ELECTRIC MOTOR & REPAIR INC		\$381.25	2003	GOODS AND SUPPLIES
30972	ELECTRIC MOTOR & REPAIR INC		\$184.40	2003	GOODS AND SUPPLIES
39693	ELECTRIC MOTOR & REPAIR INC		\$200.00	2003	GOODS AND SUPPLIES
30596	ELECTRIC MOTOR & REPAIR INC		\$1,017.75	2003	GOODS AND SUPPLIES
2511	ELECTRIC MOTOR & REPAIR INC		\$350.00	2004	GOODS AND SUPPLIES
3433	ELECTRIC MOTOR & REPAIR INC		\$205.80	2004	GOODS AND SUPPLIES
10601	ELECTRIC MOTOR & REPAIR INC		\$1,077.30	2004	GOODS AND SUPPLIES
10569	ELECTRIC MOTOR & REPAIR INC		\$2,397.50	2004	GOODS AND SUPPLIES
4493	ELECTRIC MOTOR & REPAIR INC		\$130.20	2004	GOODS AND SUPPLIES
3048	ELECTRIC MOTOR & REPAIR INC		\$20.00	2004	GOODS AND SUPPLIES
9238	ELECTRIC MOTOR & REPAIR INC		\$538.65	2004	GOODS AND SUPPLIES
4909	ELECTRIC MOTOR & REPAIR INC		\$149.10	2004	GOODS AND SUPPLIES
5418	ELECTRIC MOTOR & REPAIR INC		\$249.90	2004	GOODS AND SUPPLIES
10665	ELECTRIC MOTOR & REPAIR INC		\$3,407.00	2004	GOODS AND SUPPLIES
12770	ELECTRIC MOTOR & REPAIR INC		\$378.28	2004	GOODS AND SUPPLIES
699	ELECTRIC MOTOR & REPAIR INC		\$150.00	2004	GOODS AND SUPPLIES
12378	ELECTRIC MOTOR & REPAIR INC		\$25,974.90	2004	GOODS AND SUPPLIES
12856	ELECTRIC MOTOR & REPAIR INC		\$925.00	2004	GOODS AND SUPPLIES
1331	ELECTRIC MOTOR & REPAIR INC		\$1,926.75	2004	GOODS AND SUPPLIES
10602	ELECTRIC MOTOR & REPAIR INC		\$457.80	2004	GOODS AND SUPPLIES
6470	ELECTRIC MOTOR & REPAIR INC		\$120.00	2004	GOODS AND SUPPLIES
12483	ELECTRIC MOTOR & REPAIR INC		\$438.48	2004	GOODS AND SUPPLIES
12520	ELECTRIC MOTOR & REPAIR INC		\$7,593.60	2004	GOODS AND SUPPLIES
7995	ELECTRIC MOTOR & REPAIR INC		\$467.25	2004	GOODS AND SUPPLIES
22509	ELECTRIC MOTOR & REPAIR INC		\$64,196.00	2005	GOODS AND SUPPLIES
21632	ELECTRIC MOTOR & REPAIR INC		\$3,557.40	2005	GOODS AND SUPPLIES
14323	ELECTRIC MOTOR & REPAIR INC		\$2,840.25	2004	GOODS AND SUPPLIES
24698	ELECTRIC MOTOR & REPAIR INC		\$3,208.80	2005	GOODS AND SUPPLIES
15224	ELECTRIC MOTOR & REPAIR INC		\$3,229.70	2005	GOODS AND SUPPLIES
26274	ELECTRIC MOTOR & REPAIR INC		\$1,273.65	2005	GOODS AND SUPPLIES
25156	ELECTRIC MOTOR & REPAIR INC		\$9,240.00	2005	GOODS AND SUPPLIES
15514	ELECTRIC MOTOR & REPAIR INC		\$1,500.00	2005	GOODS AND SUPPLIES

GOODS AND SERVICES CONTRACTS

Appendix A

PURCHASE ORDER #	VENDOR NAME	ETHNICITY	AWARD AMOUNT	FY	BUSINESS CATEGORY
26333	ELECTRIC MOTOR & REPAIR INC		\$174.30	2005	GOODS AND SUPPLIES
18613	ELECTRIC MOTOR & REPAIR INC		\$1,517.25	2005	GOODS AND SUPPLIES
17461	ELECTRIC MOTOR & REPAIR INC		\$4,690.35	2005	GOODS AND SUPPLIES
17355	ELECTRIC MOTOR & REPAIR INC		\$735.00	2005	GOODS AND SUPPLIES
16582	ELECTRIC MOTOR & REPAIR INC		\$735.00	2005	GOODS AND SUPPLIES
23924	ELECTRIC MOTOR & REPAIR INC		\$1,600.00	2005	GOODS AND SUPPLIES
23973	ELECTRIC MOTOR & REPAIR INC		\$3,025.00	2005	GOODS AND SUPPLIES
16026	ELECTRIC MOTOR & REPAIR INC		\$250.00	2005	GOODS AND SUPPLIES
28999	ELECTRIC MOTOR & REPAIR INC		\$291.40	2003	GOODS AND SUPPLIES
25039	ELECTRIC MOTOR & REPAIR INC		\$1,470.00	2005	GOODS AND SUPPLIES
19208	ELECTRIC MOTOR & REPAIR INC		\$143.85	2005	GOODS AND SUPPLIES
30533	ELECTRONIC BUSINESS EQUIPMENT INC		\$8,513.00	2003	GOODS AND SUPPLIES
39341	ENGLEWOOD ELECTRIC SUPPLY CORP		\$205.95	2003	GOODS AND SUPPLIES
37320	ENGLEWOOD ELECTRIC SUPPLY CORP		\$213.42	2003	GOODS AND SUPPLIES
32316	ENGLEWOOD ELECTRIC SUPPLY CORP		\$63.15	2003	GOODS AND SUPPLIES
34110	ENGLEWOOD ELECTRIC SUPPLY CORP		\$834.58	2003	GOODS AND SUPPLIES
30971	ENGLEWOOD ELECTRIC SUPPLY CORP		\$10,060.91	2003	GOODS AND SUPPLIES
35149	ENGLEWOOD ELECTRIC SUPPLY CORP		\$68.42	2003	GOODS AND SUPPLIES
33208	ENGLEWOOD ELECTRIC SUPPLY CORP		\$502.95	2003	GOODS AND SUPPLIES
30992	ENGLEWOOD ELECTRIC SUPPLY CORP		\$181.55	2003	GOODS AND SUPPLIES
32595	ENGLEWOOD ELECTRIC SUPPLY CORP		\$1,790.41	2003	GOODS AND SUPPLIES
31467	ENGLEWOOD ELECTRIC SUPPLY CORP		\$375.29	2003	GOODS AND SUPPLIES
30946	ENGLEWOOD ELECTRIC SUPPLY CORP		\$2,593.50	2003	GOODS AND SUPPLIES
34051	ENGLEWOOD ELECTRIC SUPPLY CORP		\$354.90	2003	GOODS AND SUPPLIES
2652	ENGLEWOOD ELECTRIC SUPPLY CORP		\$115.24	2004	GOODS AND SUPPLIES
13761	ENGLEWOOD ELECTRIC SUPPLY CORP		\$7,022.40	2004	GOODS AND SUPPLIES
12485	ENGLEWOOD ELECTRIC SUPPLY CORP		\$497.68	2004	GOODS AND SUPPLIES
13762	ENGLEWOOD ELECTRIC SUPPLY CORP		\$3,456.34	2004	GOODS AND SUPPLIES
2745	ENGLEWOOD ELECTRIC SUPPLY CORP		\$87.86	2004	GOODS AND SUPPLIES
11262	ENGLEWOOD ELECTRIC SUPPLY CORP		\$281.49	2004	GOODS AND SUPPLIES
4518	ENGLEWOOD ELECTRIC SUPPLY CORP		\$2,316.30	2004	GOODS AND SUPPLIES
7070	ENGLEWOOD ELECTRIC SUPPLY CORP		\$470.40	2004	GOODS AND SUPPLIES
6797	ENGLEWOOD ELECTRIC SUPPLY CORP		\$2,735.60	2004	GOODS AND SUPPLIES
12037	ENGLEWOOD ELECTRIC SUPPLY CORP		\$2,316.30	2004	GOODS AND SUPPLIES

GOODS AND SERVICES CONTRACTS

Appendix A

PURCHASE ORDER #	VENDOR NAME	ETHNICITY	AWARD AMOUNT	FY	BUSINESS CATEGORY
2789	ENGLEWOOD ELECTRIC SUPPLY CORP		\$626.85	2004	GOODS AND SUPPLIES
2440	ENGLEWOOD ELECTRIC SUPPLY CORP		\$134.85	2004	GOODS AND SUPPLIES
23692	ENGLEWOOD ELECTRIC SUPPLY CORP		\$3,142.24	2005	GOODS AND SUPPLIES
23701	ENGLEWOOD ELECTRIC SUPPLY CORP		\$257.17	2005	GOODS AND SUPPLIES
25504	ENGLEWOOD ELECTRIC SUPPLY CORP		\$7,182.10	2005	GOODS AND SUPPLIES
16786	ENGLEWOOD ELECTRIC SUPPLY CORP		\$387.53	2005	GOODS AND SUPPLIES
15233	ENGLEWOOD ELECTRIC SUPPLY CORP		\$3,000.00	2005	GOODS AND SUPPLIES
22149	ENGLEWOOD ELECTRIC SUPPLY CORP		\$1,133.10	2005	GOODS AND SUPPLIES
24048	ENGLEWOOD ELECTRIC SUPPLY CORP		\$1,059.14	2005	GOODS AND SUPPLIES
37812	EVANS STEEL SERVICE	NONMINORITY MALE	\$77.66	2003	GOODS AND SUPPLIES
34929	EVANS STEEL SERVICE	NONMINORITY MALE	\$110.21	2003	GOODS AND SUPPLIES
37179	EVANS STEEL SERVICE	NONMINORITY MALE	\$43.16	2003	GOODS AND SUPPLIES
36279	EVANS STEEL SERVICE	NONMINORITY MALE	\$26.20	2003	GOODS AND SUPPLIES
39043	EVANS STEEL SERVICE	NONMINORITY MALE	\$204.28	2003	GOODS AND SUPPLIES
1831	EVANS STEEL SERVICE	NONMINORITY MALE	\$12.00	2004	GOODS AND SUPPLIES
774	EVANS STEEL SERVICE	NONMINORITY MALE	\$10.24	2004	GOODS AND SUPPLIES
10036	EVANS STEEL SERVICE	NONMINORITY MALE	\$256.38	2004	GOODS AND SUPPLIES
8216	EVANS STEEL SERVICE	NONMINORITY MALE	\$43.29	2004	GOODS AND SUPPLIES
13835	EVANS STEEL SERVICE	NONMINORITY MALE	\$978.90	2004	GOODS AND SUPPLIES
8160	EVANS STEEL SERVICE	NONMINORITY MALE	\$731.54	2004	GOODS AND SUPPLIES
4427	EVANS STEEL SERVICE	NONMINORITY MALE	\$97.92	2004	GOODS AND SUPPLIES
16322	EVANS STEEL SERVICE	NONMINORITY MALE	\$48.29	2005	GOODS AND SUPPLIES
26648	EVANS STEEL SERVICE	NONMINORITY MALE	\$40.00	2005	GOODS AND SUPPLIES
25460	EVANS STEEL SERVICE	NONMINORITY MALE	\$486.22	2005	GOODS AND SUPPLIES
28099	EVANS STEEL SERVICE	NONMINORITY MALE	\$385.35	2003	GOODS AND SUPPLIES
27391	EVANS STEEL SERVICE	NONMINORITY MALE	\$51.77	2005	GOODS AND SUPPLIES
22197	EVANS STEEL SERVICE	NONMINORITY MALE	\$296.14	2005	GOODS AND SUPPLIES
31783	EXPRESS COATINGS		\$84.24	2003	GOODS AND SUPPLIES
33811	EXPRESS COATINGS		\$109.41	2003	GOODS AND SUPPLIES
35320	EXPRESS COATINGS		\$118.92	2003	GOODS AND SUPPLIES
29762	EXPRESS COATINGS		\$28.79	2003	GOODS AND SUPPLIES
33618	EXPRESS COATINGS		\$6.56	2003	GOODS AND SUPPLIES
35716	EXPRESS COATINGS		\$5.78	2003	GOODS AND SUPPLIES
37238	EXPRESS COATINGS		\$8.80	2003	GOODS AND SUPPLIES

GOODS AND SERVICES CONTRACTS

Appendix A

PURCHASE ORDER #	VENDOR NAME	ETHNICITY	AWARD AMOUNT	FY	BUSINESS CATEGORY
341	EXPRESS COATINGS		\$30.78	2004	GOODS AND SUPPLIES
480	EXPRESS COATINGS		\$7.30	2004	GOODS AND SUPPLIES
426	F A JOHNSON CONSULTING GROUP INC	AFRICAN AMERICAN	\$26.75	2004	GOODS AND SUPPLIES
6004	F S C ARELLANO PRODUCE		\$105.00	2004	GOODS AND SUPPLIES
30366	FAIRFIELD TRACTOR CO INC		\$218.15	2003	GOODS AND SUPPLIES
42428	FAIRFIELD TRACTOR CO INC		\$170.14	2005	GOODS AND SUPPLIES
42419	FAIRFIELD TRACTOR CO INC		\$1,660.34	2005	GOODS AND SUPPLIES
42013	FAIRFIELD TRACTOR CO INC		\$673.21	2005	GOODS AND SUPPLIES
42000	FAIRFIELD TRACTOR CO INC		\$1,050.00	2005	GOODS AND SUPPLIES
32904	FAIRFIELD TRACTOR CO INC		\$4,986.57	2003	GOODS AND SUPPLIES
41944	FAIRFIELD TRACTOR CO INC		\$182.70	2005	GOODS AND SUPPLIES
40485	FAIRFIELD TRACTOR CO INC		\$362.48	2003	GOODS AND SUPPLIES
37051	FAIRFIELD TRACTOR CO INC		\$1,425.00	2003	GOODS AND SUPPLIES
29194	FAIRFIELD TRACTOR CO INC		\$4,909.69	2003	GOODS AND SUPPLIES
36002	FAIRFIELD TRACTOR CO INC		\$5,091.29	2003	GOODS AND SUPPLIES
40463	FAIRFIELD TRACTOR CO INC		\$65.39	2003	GOODS AND SUPPLIES
40439	FAIRFIELD TRACTOR CO INC		\$510.05	2003	GOODS AND SUPPLIES
40209	FAIRFIELD TRACTOR CO INC		\$997.67	2003	GOODS AND SUPPLIES
42169	FAIRFIELD TRACTOR CO INC		\$2,351.68	2005	GOODS AND SUPPLIES
34780	FAIRFIELD TRACTOR CO INC		\$189.00	2003	GOODS AND SUPPLIES
42199	FAIRFIELD TRACTOR CO INC		\$512.63	2005	GOODS AND SUPPLIES
42184	FAIRFIELD TRACTOR CO INC		\$2,864.22	2005	GOODS AND SUPPLIES
11712	FAIRFIELD TRACTOR CO INC		\$2,100.00	2004	GOODS AND SUPPLIES
2674	FAIRFIELD TRACTOR CO INC		\$4,500.00	2004	GOODS AND SUPPLIES
13585	FAIRFIELD TRACTOR CO INC		\$996.23	2004	GOODS AND SUPPLIES
9280	FAIRFIELD TRACTOR CO INC		\$602.46	2004	GOODS AND SUPPLIES
13813	FAIRFIELD TRACTOR CO INC		\$87.54	2004	GOODS AND SUPPLIES
1394	FAIRFIELD TRACTOR CO INC		\$2,000.00	2004	GOODS AND SUPPLIES
10635	FAIRFIELD TRACTOR CO INC		\$286.08	2004	GOODS AND SUPPLIES
2078	FAIRFIELD TRACTOR CO INC		\$178,952.00	2004	GOODS AND SUPPLIES
13617	FAIRFIELD TRACTOR CO INC		\$169.64	2004	GOODS AND SUPPLIES
111	FAIRFIELD TRACTOR CO INC		\$2,100.00	2004	GOODS AND SUPPLIES
11215	FAIRFIELD TRACTOR CO INC		\$313.29	2004	GOODS AND SUPPLIES
2166	FAIRFIELD TRACTOR CO INC		\$725.99	2004	GOODS AND SUPPLIES

GOODS AND SERVICES CONTRACTS

Appendix A

PURCHASE ORDER #	VENDOR NAME	ETHNICITY	AWARD AMOUNT	FY	BUSINESS CATEGORY
9307	FAIRFIELD TRACTOR CO INC		\$2,000.00	2004	GOODS AND SUPPLIES
11324	FAIRFIELD TRACTOR CO INC		\$910.95	2004	GOODS AND SUPPLIES
10178	FAIRFIELD TRACTOR CO INC		\$890.51	2004	GOODS AND SUPPLIES
10792	FAIRFIELD TRACTOR CO INC		\$197.39	2004	GOODS AND SUPPLIES
10450	FAIRFIELD TRACTOR CO INC		\$194.25	2004	GOODS AND SUPPLIES
13690	FAIRFIELD TRACTOR CO INC		\$80.85	2004	GOODS AND SUPPLIES
6458	FAIRFIELD TRACTOR CO INC		\$3,000.00	2004	GOODS AND SUPPLIES
21986	FAIRFIELD TRACTOR CO INC		\$942.75	2005	GOODS AND SUPPLIES
21428	FAIRFIELD TRACTOR CO INC		\$5,250.00	2005	GOODS AND SUPPLIES
17351	FAIRFIELD TRACTOR CO INC		\$2,100.00	2005	GOODS AND SUPPLIES
24916	FAIRFIELD TRACTOR CO INC		\$2,312.71	2005	GOODS AND SUPPLIES
18560	FAIRFIELD TRACTOR CO INC		\$2,950.98	2005	GOODS AND SUPPLIES
15562	FAIRFIELD TRACTOR CO INC		\$2,100.00	2005	GOODS AND SUPPLIES
21211	FAIRFIELD TRACTOR CO INC		\$746.41	2005	GOODS AND SUPPLIES
26199	FAIRFIELD TRACTOR CO INC		\$2,100.00	2005	GOODS AND SUPPLIES
15107	FAIRFIELD TRACTOR CO INC		\$2,100.00	2005	GOODS AND SUPPLIES
22107	FAIRFIELD TRACTOR CO INC		\$2,100.00	2005	GOODS AND SUPPLIES
17179	FAIRFIELD TRACTOR CO INC		\$2,100.00	2005	GOODS AND SUPPLIES
14242	FAIRFIELD TRACTOR CO INC		\$408.48	2004	GOODS AND SUPPLIES
23952	FAIRFIELD TRACTOR CO INC		\$215.26	2005	GOODS AND SUPPLIES
23937	FAIRFIELD TRACTOR CO INC		\$2,100.00	2005	GOODS AND SUPPLIES
27126	FAIRFIELD TRACTOR CO INC		\$2,100.00	2005	GOODS AND SUPPLIES
23487	FAIRFIELD TRACTOR CO INC		\$1,964.23	2005	GOODS AND SUPPLIES
17115	FAIRFIELD TRACTOR CO INC		\$201.94	2005	GOODS AND SUPPLIES
20115	FAIRFIELD TRACTOR CO INC		\$1,059.97	2005	GOODS AND SUPPLIES
14607	FAIRFIELD TRACTOR CO INC		\$1,050.00	2004	GOODS AND SUPPLIES
14036	FAIRFIELD TRACTOR CO INC		\$2,284.21	2004	GOODS AND SUPPLIES
21666	FAIRFIELD TRACTOR CO INC		\$7,302.54	2005	GOODS AND SUPPLIES
16470	FAIRFIELD TRACTOR CO INC		\$410.17	2005	GOODS AND SUPPLIES
25491	FAIRFIELD TRACTOR CO INC		\$179.63	2005	GOODS AND SUPPLIES
21480	FAIRFIELD TRACTOR CO INC		\$2,146.00	2005	GOODS AND SUPPLIES
20999	FAIRFIELD TRACTOR CO INC		\$1,373.68	2005	GOODS AND SUPPLIES
20294	FAIRFIELD TRACTOR CO INC		\$3,292.28	2005	GOODS AND SUPPLIES
14173	FAIRFIELD TRACTOR CO INC		\$446.25	2004	GOODS AND SUPPLIES

GOODS AND SERVICES CONTRACTS

Appendix A

PURCHASE ORDER #	VENDOR NAME	ETHNICITY	AWARD AMOUNT	FY	BUSINESS CATEGORY
16858	FAIRFIELD TRACTOR CO INC		\$80.49	2005	GOODS AND SUPPLIES
17006	FAIRFIELD TRACTOR CO INC		\$361.82	2005	GOODS AND SUPPLIES
16930	FAIRFIELD TRACTOR CO INC		\$2,274.26	2005	GOODS AND SUPPLIES
25878	FAIRFIELD TRACTOR CO INC		\$347.16	2005	GOODS AND SUPPLIES
19652	FAIRFIELD TRACTOR CO INC		\$1,050.00	2005	GOODS AND SUPPLIES
20941	FAIRFIELD TRACTOR CO INC		\$480.75	2005	GOODS AND SUPPLIES
34779	FARRELL GROUP PROPLANNER		\$33.55	2003	GOODS AND SUPPLIES
6195	FARRELL GROUP PROPLANNER		\$61.11	2004	GOODS AND SUPPLIES
18147	FARRELL GROUP PROPLANNER		\$150.00	2005	GOODS AND SUPPLIES
372	FAST PHOTO EXPRESS DBA A FAST PHOTO EXPRESS		\$2,022.93	2004	GOODS AND SUPPLIES
380	FAST PHOTO EXPRESS DBA A FAST PHOTO EXPRESS		\$1,244.25	2004	GOODS AND SUPPLIES
26833	FAST PHOTO EXPRESS DBA A FAST PHOTO EXPRESS		\$2,000.00	2005	GOODS AND SUPPLIES
41374	FAST SIGNS	NONMINORITY MALE	\$173.25	2005	GOODS AND SUPPLIES
30003	FAST SIGNS	NONMINORITY MALE	\$203.18	2003	GOODS AND SUPPLIES
32084	FAST SIGNS	NONMINORITY MALE	\$31.50	2003	GOODS AND SUPPLIES
35073	FAST SIGNS	NONMINORITY MALE	\$261.98	2003	GOODS AND SUPPLIES
37365	FAST SIGNS	NONMINORITY MALE	\$49.35	2003	GOODS AND SUPPLIES
4823	FAST SIGNS	NONMINORITY MALE	\$42.00	2004	GOODS AND SUPPLIES
4922	FAST SIGNS	NONMINORITY MALE	\$367.50	2004	GOODS AND SUPPLIES
24057	FAST SIGNS	NONMINORITY MALE	\$346.50	2005	GOODS AND SUPPLIES
18899	FAST SIGNS	NONMINORITY MALE	\$47.25	2005	GOODS AND SUPPLIES
16560	FAST SIGNS	NONMINORITY MALE	\$326.16	2005	GOODS AND SUPPLIES
18306	FAST SIGNS	NONMINORITY MALE	\$194.60	2005	GOODS AND SUPPLIES
5633	FASTCO THREADED PRODUCTS		\$2,397.38	2004	GOODS AND SUPPLIES
4701	FASTCO THREADED PRODUCTS		\$373.40	2004	GOODS AND SUPPLIES
37269	FASTENAL CORP		\$84.95	2003	GOODS AND SUPPLIES
37191	FASTENAL CORP		\$449.64	2003	GOODS AND SUPPLIES
39617	FASTENAL CORP		\$45.01	2003	GOODS AND SUPPLIES
38542	FASTENAL CORP		\$82.16	2003	GOODS AND SUPPLIES
34279	FASTENAL CORP		\$54.01	2003	GOODS AND SUPPLIES
33795	FASTENAL CORP		\$6.95	2003	GOODS AND SUPPLIES
35120	FASTENAL CORP		\$6.22	2003	GOODS AND SUPPLIES
37594	FASTENAL CORP		\$59.35	2003	GOODS AND SUPPLIES
35145	FASTENAL CORP		\$45.18	2003	GOODS AND SUPPLIES

GOODS AND SERVICES CONTRACTS

Appendix A

PURCHASE ORDER #	VENDOR NAME	ETHNICITY	AWARD AMOUNT	FY	BUSINESS CATEGORY
29550	FASTENAL CORP		\$32.97	2003	GOODS AND SUPPLIES
35994	FASTENAL CORP		\$431.87	2003	GOODS AND SUPPLIES
29756	FASTENAL CORP		\$39.40	2003	GOODS AND SUPPLIES
42300	FASTENAL CORP		\$14.71	2005	GOODS AND SUPPLIES
29757	FASTENAL CORP		\$6.93	2003	GOODS AND SUPPLIES
4790	FASTENAL CORP		\$158.20	2004	GOODS AND SUPPLIES
6124	FASTENAL CORP		\$530.88	2004	GOODS AND SUPPLIES
10448	FASTENAL CORP		\$34.60	2004	GOODS AND SUPPLIES
6676	FASTENAL CORP		\$8.03	2004	GOODS AND SUPPLIES
4047	FASTENAL CORP		\$76.04	2004	GOODS AND SUPPLIES
10183	FASTENAL CORP		\$136.36	2004	GOODS AND SUPPLIES
12548	FASTENAL CORP		\$30.72	2004	GOODS AND SUPPLIES
8942	FASTENAL CORP		\$523.84	2004	GOODS AND SUPPLIES
10632	FASTENAL CORP		\$13.11	2004	GOODS AND SUPPLIES
9279	FASTENAL CORP		\$39.95	2004	GOODS AND SUPPLIES
3984	FASTENAL CORP		\$213.03	2004	GOODS AND SUPPLIES
5880	FASTENAL CORP		\$175.99	2004	GOODS AND SUPPLIES
3477	FASTENAL CORP		\$2,685.59	2004	GOODS AND SUPPLIES
12825	FASTENAL CORP		\$4.02	2004	GOODS AND SUPPLIES
10253	FASTENAL CORP		\$483.86	2004	GOODS AND SUPPLIES
12312	FASTENAL CORP		\$84.14	2004	GOODS AND SUPPLIES
26406	FASTENAL CORP		\$22.25	2005	GOODS AND SUPPLIES
23939	FASTENAL CORP		\$58.84	2005	GOODS AND SUPPLIES
19024	FASTENAL CORP		\$46.59	2005	GOODS AND SUPPLIES
20152	FASTENAL CORP		\$22.85	2005	GOODS AND SUPPLIES
17237	FASTENAL CORP		\$14.73	2005	GOODS AND SUPPLIES
16118	FASTENAL CORP		\$24.26	2005	GOODS AND SUPPLIES
22336	FASTENAL CORP		\$5.10	2005	GOODS AND SUPPLIES
23192	FASTENAL CORP		\$61.77	2005	GOODS AND SUPPLIES
26243	FASTENAL CORP		\$16.73	2005	GOODS AND SUPPLIES
14944	FASTENAL CORP		\$11.96	2005	GOODS AND SUPPLIES
26952	FASTENAL CORP		\$308.72	2005	GOODS AND SUPPLIES
26890	FASTENAL CORP		\$42.07	2005	GOODS AND SUPPLIES
3073	FILLING STATION DBA FUEL FOODS INC		\$182.00	2004	GOODS AND SUPPLIES

GOODS AND SERVICES CONTRACTS

Appendix A

PURCHASE ORDER #	VENDOR NAME	ETHNICITY	AWARD AMOUNT	FY	BUSINESS CATEGORY
35612	FLORAL ARTS BASQUETTES DBA FLORAL ART CENTER INC		\$86.58	2003	GOODS AND SUPPLIES
32544	FLORAL ARTS BASQUETTES DBA FLORAL ART CENTER INC		\$183.31	2003	GOODS AND SUPPLIES
34167	FLORAL ARTS BASQUETTES DBA FLORAL ART CENTER INC		\$81.38	2003	GOODS AND SUPPLIES
28796	FLORAL ARTS BASQUETTES DBA FLORAL ART CENTER INC		\$476.77	2003	GOODS AND SUPPLIES
31267	FLORAL ELEGANCE BY JOURDAIN INC		\$45.00	2003	GOODS AND SUPPLIES
36048	FOAM SPRAY INC		\$443.22	2003	GOODS AND SUPPLIES
40146	FOAM SPRAY INC		\$2,675.25	2003	GOODS AND SUPPLIES
32117	FOAM SPRAY INC		\$1,176.20	2003	GOODS AND SUPPLIES
39855	FOAM SPRAY INC		\$541.80	2003	GOODS AND SUPPLIES
34877	FOAM SPRAY INC		\$184.75	2003	GOODS AND SUPPLIES
30444	FOAM SPRAY INC		\$3,451.58	2003	GOODS AND SUPPLIES
29945	FOAM SPRAY INC		\$443.24	2003	GOODS AND SUPPLIES
40106	FOAM SPRAY INC		\$1,680.00	2003	GOODS AND SUPPLIES
34376	FOAM SPRAY INC		\$530.56	2003	GOODS AND SUPPLIES
38983	FOAM SPRAY INC		\$4,081.90	2003	GOODS AND SUPPLIES
32495	FOAM SPRAY INC		\$2,395.74	2003	GOODS AND SUPPLIES
30173	FOAM SPRAY INC		\$199.50	2003	GOODS AND SUPPLIES
39879	FOAM SPRAY INC		\$90.63	2003	GOODS AND SUPPLIES
37641	FOAM SPRAY INC		\$2,540.40	2003	GOODS AND SUPPLIES
33971	FOAM SPRAY INC		\$509.00	2003	GOODS AND SUPPLIES
33965	FOAM SPRAY INC		\$181.13	2003	GOODS AND SUPPLIES
34499	FOAM SPRAY INC		\$278.25	2003	GOODS AND SUPPLIES
35237	FOAM SPRAY INC		\$4,440.80	2003	GOODS AND SUPPLIES
5467	FOAM SPRAY INC		\$453.71	2004	GOODS AND SUPPLIES
41209	FORMS & SUPPLY INC	NONMINORITY WOMEN	\$1,724.99	2005	GOODS AND SUPPLIES
34077	FORMS & SUPPLY INC	NONMINORITY WOMEN	\$272.35	2003	GOODS AND SUPPLIES
38479	FORMS & SUPPLY INC	NONMINORITY WOMEN	\$101.63	2003	GOODS AND SUPPLIES
38481	FORMS & SUPPLY INC	NONMINORITY WOMEN	\$166.81	2003	GOODS AND SUPPLIES
37476	FORMS & SUPPLY INC	NONMINORITY WOMEN	\$177.29	2003	GOODS AND SUPPLIES
41208	FORMS & SUPPLY INC	NONMINORITY WOMEN	\$231.58	2005	GOODS AND SUPPLIES
35410	FORMS & SUPPLY INC	NONMINORITY WOMEN	\$347.87	2003	GOODS AND SUPPLIES
30146	FORMS & SUPPLY INC	NONMINORITY WOMEN	\$29.96	2003	GOODS AND SUPPLIES
30128	FORMS & SUPPLY INC	NONMINORITY WOMEN	\$135.00	2003	GOODS AND SUPPLIES
41641	FORMS & SUPPLY INC	NONMINORITY WOMEN	\$341.92	2005	GOODS AND SUPPLIES

GOODS AND SERVICES CONTRACTS

Appendix A

PURCHASE ORDER #	VENDOR NAME	ETHNICITY	AWARD AMOUNT	FY	BUSINESS CATEGORY
42245	FORMS & SUPPLY INC	NONMINORITY WOMEN	\$370.88	2005	GOODS AND SUPPLIES
33219	FORMS & SUPPLY INC	NONMINORITY WOMEN	\$349.65	2003	GOODS AND SUPPLIES
29199	FORMS & SUPPLY INC	NONMINORITY WOMEN	\$169.50	2003	GOODS AND SUPPLIES
39269	FORMS & SUPPLY INC	NONMINORITY WOMEN	\$98.50	2003	GOODS AND SUPPLIES
41642	FORMS & SUPPLY INC	NONMINORITY WOMEN	\$29.51	2005	GOODS AND SUPPLIES
37693	FORMS & SUPPLY INC	NONMINORITY WOMEN	\$1,250.48	2003	GOODS AND SUPPLIES
32255	FORMS & SUPPLY INC	NONMINORITY WOMEN	\$223.12	2003	GOODS AND SUPPLIES
32257	FORMS & SUPPLY INC	NONMINORITY WOMEN	\$183.16	2003	GOODS AND SUPPLIES
33790	FORMS & SUPPLY INC	NONMINORITY WOMEN	\$73.23	2003	GOODS AND SUPPLIES
37692	FORMS & SUPPLY INC	NONMINORITY WOMEN	\$255.84	2003	GOODS AND SUPPLIES
38731	FORMS & SUPPLY INC	NONMINORITY WOMEN	\$187.68	2003	GOODS AND SUPPLIES
37295	FORMS & SUPPLY INC	NONMINORITY WOMEN	\$75.23	2003	GOODS AND SUPPLIES
36426	FORMS & SUPPLY INC	NONMINORITY WOMEN	\$14.44	2003	GOODS AND SUPPLIES
42054	FORMS & SUPPLY INC	NONMINORITY WOMEN	\$1,290.71	2005	GOODS AND SUPPLIES
29618	FORMS & SUPPLY INC	NONMINORITY WOMEN	\$139.84	2003	GOODS AND SUPPLIES
38612	FORMS & SUPPLY INC	NONMINORITY WOMEN	\$246.03	2003	GOODS AND SUPPLIES
35119	FORMS & SUPPLY INC	NONMINORITY WOMEN	\$171.60	2003	GOODS AND SUPPLIES
36363	FORMS & SUPPLY INC	NONMINORITY WOMEN	\$126.41	2003	GOODS AND SUPPLIES
33727	FORMS & SUPPLY INC	NONMINORITY WOMEN	\$349.85	2003	GOODS AND SUPPLIES
41431	FORMS & SUPPLY INC	NONMINORITY WOMEN	\$29.87	2005	GOODS AND SUPPLIES
36392	FORMS & SUPPLY INC	NONMINORITY WOMEN	\$398.65	2003	GOODS AND SUPPLIES
38593	FORMS & SUPPLY INC	NONMINORITY WOMEN	\$20.75	2003	GOODS AND SUPPLIES
37691	FORMS & SUPPLY INC	NONMINORITY WOMEN	\$2,212.95	2003	GOODS AND SUPPLIES
39295	FORMS & SUPPLY INC	NONMINORITY WOMEN	\$50.00	2003	GOODS AND SUPPLIES
36590	FORMS & SUPPLY INC	NONMINORITY WOMEN	\$269.78	2003	GOODS AND SUPPLIES
29745	FORMS & SUPPLY INC	NONMINORITY WOMEN	\$434.28	2003	GOODS AND SUPPLIES
41531	FORMS & SUPPLY INC	NONMINORITY WOMEN	\$454.23	2005	GOODS AND SUPPLIES
42066	FORMS & SUPPLY INC	NONMINORITY WOMEN	\$464.82	2005	GOODS AND SUPPLIES
42079	FORMS & SUPPLY INC	NONMINORITY WOMEN	\$349.15	2005	GOODS AND SUPPLIES
42097	FORMS & SUPPLY INC	NONMINORITY WOMEN	\$97.39	2005	GOODS AND SUPPLIES
32184	FORMS & SUPPLY INC	NONMINORITY WOMEN	\$259.46	2003	GOODS AND SUPPLIES
42101	FORMS & SUPPLY INC	NONMINORITY WOMEN	\$54.85	2005	GOODS AND SUPPLIES
39399	FORMS & SUPPLY INC	NONMINORITY WOMEN	\$225.21	2003	GOODS AND SUPPLIES
30092	FORMS & SUPPLY INC	NONMINORITY WOMEN	\$209.25	2003	GOODS AND SUPPLIES

GOODS AND SERVICES CONTRACTS

Appendix A

PURCHASE ORDER #	VENDOR NAME	ETHNICITY	AWARD AMOUNT	FY	BUSINESS CATEGORY
36758	FORMS & SUPPLY INC	NONMINORITY WOMEN	\$259.90	2003	GOODS AND SUPPLIES
37784	FORMS & SUPPLY INC	NONMINORITY WOMEN	\$219.52	2003	GOODS AND SUPPLIES
31877	FORMS & SUPPLY INC	NONMINORITY WOMEN	\$351.31	2003	GOODS AND SUPPLIES
29634	FORMS & SUPPLY INC	NONMINORITY WOMEN	\$423.74	2003	GOODS AND SUPPLIES
37168	FORMS & SUPPLY INC	NONMINORITY WOMEN	\$323.53	2003	GOODS AND SUPPLIES
35457	FORMS & SUPPLY INC	NONMINORITY WOMEN	\$264.76	2003	GOODS AND SUPPLIES
38056	FORMS & SUPPLY INC	NONMINORITY WOMEN	\$118.24	2003	GOODS AND SUPPLIES
32629	FORMS & SUPPLY INC	NONMINORITY WOMEN	\$391.48	2003	GOODS AND SUPPLIES
34263	FORMS & SUPPLY INC	NONMINORITY WOMEN	\$683.28	2003	GOODS AND SUPPLIES
35695	FORMS & SUPPLY INC	NONMINORITY WOMEN	\$4.99	2003	GOODS AND SUPPLIES
32724	FORMS & SUPPLY INC	NONMINORITY WOMEN	\$361.64	2003	GOODS AND SUPPLIES
39706	FORMS & SUPPLY INC	NONMINORITY WOMEN	\$112.17	2003	GOODS AND SUPPLIES
30640	FORMS & SUPPLY INC	NONMINORITY WOMEN	\$200.00	2003	GOODS AND SUPPLIES
38054	FORMS & SUPPLY INC	NONMINORITY WOMEN	\$174.29	2003	GOODS AND SUPPLIES
34200	FORMS & SUPPLY INC	NONMINORITY WOMEN	\$23.17	2003	GOODS AND SUPPLIES
35482	FORMS & SUPPLY INC	NONMINORITY WOMEN	\$299.85	2003	GOODS AND SUPPLIES
36212	FORMS & SUPPLY INC	NONMINORITY WOMEN	\$372.32	2003	GOODS AND SUPPLIES
36238	FORMS & SUPPLY INC	NONMINORITY WOMEN	\$63.89	2003	GOODS AND SUPPLIES
40028	FORMS & SUPPLY INC	NONMINORITY WOMEN	\$139.95	2003	GOODS AND SUPPLIES
36982	FORMS & SUPPLY INC	NONMINORITY WOMEN	\$198.50	2003	GOODS AND SUPPLIES
39664	FORMS & SUPPLY INC	NONMINORITY WOMEN	\$112.64	2003	GOODS AND SUPPLIES
40261	FORMS & SUPPLY INC	NONMINORITY WOMEN	\$212.85	2003	GOODS AND SUPPLIES
40288	FORMS & SUPPLY INC	NONMINORITY WOMEN	\$384.70	2003	GOODS AND SUPPLIES
34601	FORMS & SUPPLY INC	NONMINORITY WOMEN	\$125.08	2003	GOODS AND SUPPLIES
35524	FORMS & SUPPLY INC	NONMINORITY WOMEN	\$3,194.74	2003	GOODS AND SUPPLIES
32647	FORMS & SUPPLY INC	NONMINORITY WOMEN	\$22.68	2003	GOODS AND SUPPLIES
30964	FORMS & SUPPLY INC	NONMINORITY WOMEN	\$169.77	2003	GOODS AND SUPPLIES
34699	FORMS & SUPPLY INC	NONMINORITY WOMEN	\$31.02	2003	GOODS AND SUPPLIES
34700	FORMS & SUPPLY INC	NONMINORITY WOMEN	\$246.48	2003	GOODS AND SUPPLIES
31513	FORMS & SUPPLY INC	NONMINORITY WOMEN	\$389.16	2003	GOODS AND SUPPLIES
37803	FORMS & SUPPLY INC	NONMINORITY WOMEN	\$247.92	2003	GOODS AND SUPPLIES
41086	FORMS & SUPPLY INC	NONMINORITY WOMEN	\$434.94	2005	GOODS AND SUPPLIES
32618	FORMS & SUPPLY INC	NONMINORITY WOMEN	\$164.37	2003	GOODS AND SUPPLIES
31549	FORMS & SUPPLY INC	NONMINORITY WOMEN	\$81.71	2003	GOODS AND SUPPLIES

GOODS AND SERVICES CONTRACTS

Appendix A

PURCHASE ORDER #	VENDOR NAME	ETHNICITY	AWARD AMOUNT	FY	BUSINESS CATEGORY
41088	FORMS & SUPPLY INC	NONMINORITY WOMEN	\$382.28	2005	GOODS AND SUPPLIES
38229	FORMS & SUPPLY INC	NONMINORITY WOMEN	\$64.40	2003	GOODS AND SUPPLIES
35747	FORMS & SUPPLY INC	NONMINORITY WOMEN	\$1,175.91	2003	GOODS AND SUPPLIES
34226	FORMS & SUPPLY INC	NONMINORITY WOMEN	\$209.16	2003	GOODS AND SUPPLIES
41087	FORMS & SUPPLY INC	NONMINORITY WOMEN	\$2,801.34	2005	GOODS AND SUPPLIES
4056	FORMS & SUPPLY INC	NONMINORITY WOMEN	\$1,500.00	2004	GOODS AND SUPPLIES
7486	FORMS & SUPPLY INC	NONMINORITY WOMEN	\$230.00	2004	GOODS AND SUPPLIES
7488	FORMS & SUPPLY INC	NONMINORITY WOMEN	\$356.26	2004	GOODS AND SUPPLIES
7448	FORMS & SUPPLY INC	NONMINORITY WOMEN	\$23.42	2004	GOODS AND SUPPLIES
7444	FORMS & SUPPLY INC	NONMINORITY WOMEN	\$357.00	2004	GOODS AND SUPPLIES
7433	FORMS & SUPPLY INC	NONMINORITY WOMEN	\$2,972.15	2004	GOODS AND SUPPLIES
4355	FORMS & SUPPLY INC	NONMINORITY WOMEN	\$477.08	2004	GOODS AND SUPPLIES
13341	FORMS & SUPPLY INC	NONMINORITY WOMEN	\$130.93	2004	GOODS AND SUPPLIES
1526	FORMS & SUPPLY INC	NONMINORITY WOMEN	\$67.75	2004	GOODS AND SUPPLIES
9242	FORMS & SUPPLY INC	NONMINORITY WOMEN	\$999.33	2004	GOODS AND SUPPLIES
9243	FORMS & SUPPLY INC	NONMINORITY WOMEN	\$513.46	2004	GOODS AND SUPPLIES
146	FORMS & SUPPLY INC	NONMINORITY WOMEN	\$465.89	2004	GOODS AND SUPPLIES
12359	FORMS & SUPPLY INC	NONMINORITY WOMEN	\$225.03	2004	GOODS AND SUPPLIES
3479	FORMS & SUPPLY INC	NONMINORITY WOMEN	\$588.04	2004	GOODS AND SUPPLIES
1828	FORMS & SUPPLY INC	NONMINORITY WOMEN	\$459.63	2004	GOODS AND SUPPLIES
13312	FORMS & SUPPLY INC	NONMINORITY WOMEN	\$29.29	2004	GOODS AND SUPPLIES
13662	FORMS & SUPPLY INC	NONMINORITY WOMEN	\$472.50	2004	GOODS AND SUPPLIES
388	FORMS & SUPPLY INC	NONMINORITY WOMEN	\$210.33	2004	GOODS AND SUPPLIES
10685	FORMS & SUPPLY INC	NONMINORITY WOMEN	\$376.63	2004	GOODS AND SUPPLIES
3503	FORMS & SUPPLY INC	NONMINORITY WOMEN	\$377.12	2004	GOODS AND SUPPLIES
3528	FORMS & SUPPLY INC	NONMINORITY WOMEN	\$199.52	2004	GOODS AND SUPPLIES
3530	FORMS & SUPPLY INC	NONMINORITY WOMEN	\$70.05	2004	GOODS AND SUPPLIES
8454	FORMS & SUPPLY INC	NONMINORITY WOMEN	\$362.60	2004	GOODS AND SUPPLIES
13612	FORMS & SUPPLY INC	NONMINORITY WOMEN	\$887.87	2004	GOODS AND SUPPLIES
2756	FORMS & SUPPLY INC	NONMINORITY WOMEN	\$541.04	2004	GOODS AND SUPPLIES
8227	FORMS & SUPPLY INC	NONMINORITY WOMEN	\$1,004.13	2004	GOODS AND SUPPLIES
8177	FORMS & SUPPLY INC	NONMINORITY WOMEN	\$19.95	2004	GOODS AND SUPPLIES
2871	FORMS & SUPPLY INC	NONMINORITY WOMEN	\$50.56	2004	GOODS AND SUPPLIES
316	FORMS & SUPPLY INC	NONMINORITY WOMEN	\$389.94	2004	GOODS AND SUPPLIES

GOODS AND SERVICES CONTRACTS

Appendix A

PURCHASE ORDER #	VENDOR NAME	ETHNICITY	AWARD AMOUNT	FY	BUSINESS CATEGORY
2748	FORMS & SUPPLY INC	NONMINORITY WOMEN	\$452.58	2004	GOODS AND SUPPLIES
9032	FORMS & SUPPLY INC	NONMINORITY WOMEN	\$735.45	2004	GOODS AND SUPPLIES
8714	FORMS & SUPPLY INC	NONMINORITY WOMEN	\$350.00	2004	GOODS AND SUPPLIES
7597	FORMS & SUPPLY INC	NONMINORITY WOMEN	\$525.00	2004	GOODS AND SUPPLIES
3654	FORMS & SUPPLY INC	NONMINORITY WOMEN	\$192.78	2004	GOODS AND SUPPLIES
3655	FORMS & SUPPLY INC	NONMINORITY WOMEN	\$420.00	2004	GOODS AND SUPPLIES
2920	FORMS & SUPPLY INC	NONMINORITY WOMEN	\$179.93	2004	GOODS AND SUPPLIES
11507	FORMS & SUPPLY INC	NONMINORITY WOMEN	\$294.42	2004	GOODS AND SUPPLIES
7828	FORMS & SUPPLY INC	NONMINORITY WOMEN	\$26.53	2004	GOODS AND SUPPLIES
881	FORMS & SUPPLY INC	NONMINORITY WOMEN	\$0.60	2004	GOODS AND SUPPLIES
7827	FORMS & SUPPLY INC	NONMINORITY WOMEN	\$28.92	2004	GOODS AND SUPPLIES
7826	FORMS & SUPPLY INC	NONMINORITY WOMEN	\$53.55	2004	GOODS AND SUPPLIES
10619	FORMS & SUPPLY INC	NONMINORITY WOMEN	\$896.19	2004	GOODS AND SUPPLIES
2726	FORMS & SUPPLY INC	NONMINORITY WOMEN	\$572.87	2004	GOODS AND SUPPLIES
7615	FORMS & SUPPLY INC	NONMINORITY WOMEN	\$1,050.00	2004	GOODS AND SUPPLIES
11544	FORMS & SUPPLY INC	NONMINORITY WOMEN	\$373.59	2004	GOODS AND SUPPLIES
5291	FORMS & SUPPLY INC	NONMINORITY WOMEN	\$435.80	2004	GOODS AND SUPPLIES
403	FORMS & SUPPLY INC	NONMINORITY WOMEN	\$238.85	2004	GOODS AND SUPPLIES
13124	FORMS & SUPPLY INC	NONMINORITY WOMEN	\$489.72	2004	GOODS AND SUPPLIES
13888	FORMS & SUPPLY INC	NONMINORITY WOMEN	\$44.67	2004	GOODS AND SUPPLIES
13748	FORMS & SUPPLY INC	NONMINORITY WOMEN	\$209.16	2004	GOODS AND SUPPLIES
776	FORMS & SUPPLY INC	NONMINORITY WOMEN	\$11.62	2004	GOODS AND SUPPLIES
3148	FORMS & SUPPLY INC	NONMINORITY WOMEN	\$701.21	2004	GOODS AND SUPPLIES
11014	FORMS & SUPPLY INC	NONMINORITY WOMEN	\$226.47	2004	GOODS AND SUPPLIES
2234	FORMS & SUPPLY INC	NONMINORITY WOMEN	\$75.19	2004	GOODS AND SUPPLIES
2230	FORMS & SUPPLY INC	NONMINORITY WOMEN	\$49.05	2004	GOODS AND SUPPLIES
3149	FORMS & SUPPLY INC	NONMINORITY WOMEN	\$499.75	2004	GOODS AND SUPPLIES
903	FORMS & SUPPLY INC	NONMINORITY WOMEN	\$259.88	2004	GOODS AND SUPPLIES
12474	FORMS & SUPPLY INC	NONMINORITY WOMEN	\$367.50	2004	GOODS AND SUPPLIES
3362	FORMS & SUPPLY INC	NONMINORITY WOMEN	\$380.13	2004	GOODS AND SUPPLIES
12490	FORMS & SUPPLY INC	NONMINORITY WOMEN	\$210.00	2004	GOODS AND SUPPLIES
5301	FORMS & SUPPLY INC	NONMINORITY WOMEN	\$104.00	2004	GOODS AND SUPPLIES
11168	FORMS & SUPPLY INC	NONMINORITY WOMEN	\$490.30	2004	GOODS AND SUPPLIES
9844	FORMS & SUPPLY INC	NONMINORITY WOMEN	\$137.79	2004	GOODS AND SUPPLIES

GOODS AND SERVICES CONTRACTS

Appendix A

PURCHASE ORDER #	VENDOR NAME	ETHNICITY	AWARD AMOUNT	FY	BUSINESS CATEGORY
9845	FORMS & SUPPLY INC	NONMINORITY WOMEN	\$154.94	2004	GOODS AND SUPPLIES
9846	FORMS & SUPPLY INC	NONMINORITY WOMEN	\$423.18	2004	GOODS AND SUPPLIES
9847	FORMS & SUPPLY INC	NONMINORITY WOMEN	\$242.39	2004	GOODS AND SUPPLIES
12991	FORMS & SUPPLY INC	NONMINORITY WOMEN	\$403.14	2004	GOODS AND SUPPLIES
5412	FORMS & SUPPLY INC	NONMINORITY WOMEN	\$472.50	2004	GOODS AND SUPPLIES
5485	FORMS & SUPPLY INC	NONMINORITY WOMEN	\$244.74	2004	GOODS AND SUPPLIES
9886	FORMS & SUPPLY INC	NONMINORITY WOMEN	\$394.03	2004	GOODS AND SUPPLIES
12887	FORMS & SUPPLY INC	NONMINORITY WOMEN	\$337.00	2004	GOODS AND SUPPLIES
12633	FORMS & SUPPLY INC	NONMINORITY WOMEN	\$2,730.08	2004	GOODS AND SUPPLIES
4897	FORMS & SUPPLY INC	NONMINORITY WOMEN	\$525.00	2004	GOODS AND SUPPLIES
1461	FORMS & SUPPLY INC	NONMINORITY WOMEN	\$496.32	2004	GOODS AND SUPPLIES
6829	FORMS & SUPPLY INC	NONMINORITY WOMEN	\$442.76	2004	GOODS AND SUPPLIES
501	FORMS & SUPPLY INC	NONMINORITY WOMEN	\$25.00	2004	GOODS AND SUPPLIES
10904	FORMS & SUPPLY INC	NONMINORITY WOMEN	\$194.41	2004	GOODS AND SUPPLIES
6806	FORMS & SUPPLY INC	NONMINORITY WOMEN	\$215.98	2004	GOODS AND SUPPLIES
10383	FORMS & SUPPLY INC	NONMINORITY WOMEN	\$488.00	2004	GOODS AND SUPPLIES
2725	FORMS & SUPPLY INC	NONMINORITY WOMEN	\$162.39	2004	GOODS AND SUPPLIES
10375	FORMS & SUPPLY INC	NONMINORITY WOMEN	\$51.19	2004	GOODS AND SUPPLIES
12330	FORMS & SUPPLY INC	NONMINORITY WOMEN	\$174.89	2004	GOODS AND SUPPLIES
13225	FORMS & SUPPLY INC	NONMINORITY WOMEN	\$347.13	2004	GOODS AND SUPPLIES
4878	FORMS & SUPPLY INC	NONMINORITY WOMEN	\$8.74	2004	GOODS AND SUPPLIES
12493	FORMS & SUPPLY INC	NONMINORITY WOMEN	\$382.13	2004	GOODS AND SUPPLIES
2723	FORMS & SUPPLY INC	NONMINORITY WOMEN	\$148.66	2004	GOODS AND SUPPLIES
6617	FORMS & SUPPLY INC	NONMINORITY WOMEN	\$588.53	2004	GOODS AND SUPPLIES
13880	FORMS & SUPPLY INC	NONMINORITY WOMEN	\$400.00	2004	GOODS AND SUPPLIES
4934	FORMS & SUPPLY INC	NONMINORITY WOMEN	\$212.09	2004	GOODS AND SUPPLIES
9474	FORMS & SUPPLY INC	NONMINORITY WOMEN	\$500.00	2004	GOODS AND SUPPLIES
10937	FORMS & SUPPLY INC	NONMINORITY WOMEN	\$283.50	2004	GOODS AND SUPPLIES
10945	FORMS & SUPPLY INC	NONMINORITY WOMEN	\$2,174.36	2004	GOODS AND SUPPLIES
12332	FORMS & SUPPLY INC	NONMINORITY WOMEN	\$1,674.06	2004	GOODS AND SUPPLIES
12331	FORMS & SUPPLY INC	NONMINORITY WOMEN	\$79.57	2004	GOODS AND SUPPLIES
10940	FORMS & SUPPLY INC	NONMINORITY WOMEN	\$1,299.41	2004	GOODS AND SUPPLIES
22690	FORMS & SUPPLY INC	NONMINORITY WOMEN	\$540.33	2005	GOODS AND SUPPLIES
24750	FORMS & SUPPLY INC	NONMINORITY WOMEN	\$429.22	2005	GOODS AND SUPPLIES

GOODS AND SERVICES CONTRACTS

Appendix A

PURCHASE ORDER #	VENDOR NAME	ETHNICITY	AWARD AMOUNT	FY	BUSINESS CATEGORY
23439	FORMS & SUPPLY INC	NONMINORITY WOMEN	\$236.35	2005	GOODS AND SUPPLIES
27359	FORMS & SUPPLY INC	NONMINORITY WOMEN	\$50.53	2005	GOODS AND SUPPLIES
21796	FORMS & SUPPLY INC	NONMINORITY WOMEN	\$716.31	2005	GOODS AND SUPPLIES
20415	FORMS & SUPPLY INC	NONMINORITY WOMEN	\$82.07	2005	GOODS AND SUPPLIES
15610	FORMS & SUPPLY INC	NONMINORITY WOMEN	\$183.81	2005	GOODS AND SUPPLIES
18520	FORMS & SUPPLY INC	NONMINORITY WOMEN	\$115.91	2005	GOODS AND SUPPLIES
23432	FORMS & SUPPLY INC	NONMINORITY WOMEN	\$402.92	2005	GOODS AND SUPPLIES
25115	FORMS & SUPPLY INC	NONMINORITY WOMEN	\$687.61	2005	GOODS AND SUPPLIES
23999	FORMS & SUPPLY INC	NONMINORITY WOMEN	\$134.91	2005	GOODS AND SUPPLIES
19026	FORMS & SUPPLY INC	NONMINORITY WOMEN	\$525.00	2005	GOODS AND SUPPLIES
17146	FORMS & SUPPLY INC	NONMINORITY WOMEN	\$495.18	2005	GOODS AND SUPPLIES
16032	FORMS & SUPPLY INC	NONMINORITY WOMEN	\$307.18	2005	GOODS AND SUPPLIES
24234	FORMS & SUPPLY INC	NONMINORITY WOMEN	\$109.25	2005	GOODS AND SUPPLIES
16486	FORMS & SUPPLY INC	NONMINORITY WOMEN	\$3,859.98	2005	GOODS AND SUPPLIES
25685	FORMS & SUPPLY INC	NONMINORITY WOMEN	\$509.31	2005	GOODS AND SUPPLIES
24251	FORMS & SUPPLY INC	NONMINORITY WOMEN	\$462.41	2005	GOODS AND SUPPLIES
16468	FORMS & SUPPLY INC	NONMINORITY WOMEN	\$1,515.21	2005	GOODS AND SUPPLIES
21435	FORMS & SUPPLY INC	NONMINORITY WOMEN	\$446.80	2005	GOODS AND SUPPLIES
26814	FORMS & SUPPLY INC	NONMINORITY WOMEN	\$216.77	2005	GOODS AND SUPPLIES
22406	FORMS & SUPPLY INC	NONMINORITY WOMEN	\$207.38	2005	GOODS AND SUPPLIES
25561	FORMS & SUPPLY INC	NONMINORITY WOMEN	\$472.50	2005	GOODS AND SUPPLIES
22395	FORMS & SUPPLY INC	NONMINORITY WOMEN	\$440.70	2005	GOODS AND SUPPLIES
24960	FORMS & SUPPLY INC	NONMINORITY WOMEN	\$392.05	2005	GOODS AND SUPPLIES
26818	FORMS & SUPPLY INC	NONMINORITY WOMEN	\$374.99	2005	GOODS AND SUPPLIES
21403	FORMS & SUPPLY INC	NONMINORITY WOMEN	\$173.28	2005	GOODS AND SUPPLIES
24714	FORMS & SUPPLY INC	NONMINORITY WOMEN	\$406.70	2005	GOODS AND SUPPLIES
20885	FORMS & SUPPLY INC	NONMINORITY WOMEN	\$12.55	2005	GOODS AND SUPPLIES
27371	FORMS & SUPPLY INC	NONMINORITY WOMEN	\$415.15	2005	GOODS AND SUPPLIES
24280	FORMS & SUPPLY INC	NONMINORITY WOMEN	\$2,138.73	2005	GOODS AND SUPPLIES
24277	FORMS & SUPPLY INC	NONMINORITY WOMEN	\$270.14	2005	GOODS AND SUPPLIES
26825	FORMS & SUPPLY INC	NONMINORITY WOMEN	\$209.84	2005	GOODS AND SUPPLIES
25247	FORMS & SUPPLY INC	NONMINORITY WOMEN	\$769.04	2005	GOODS AND SUPPLIES
23430	FORMS & SUPPLY INC	NONMINORITY WOMEN	\$491.80	2005	GOODS AND SUPPLIES
22702	FORMS & SUPPLY INC	NONMINORITY WOMEN	\$322.25	2005	GOODS AND SUPPLIES

GOODS AND SERVICES CONTRACTS

Appendix A

PURCHASE ORDER #	VENDOR NAME	ETHNICITY	AWARD AMOUNT	FY	BUSINESS CATEGORY
19119	FORMS & SUPPLY INC	NONMINORITY WOMEN	\$359.99	2005	GOODS AND SUPPLIES
28229	FORMS & SUPPLY INC	NONMINORITY WOMEN	\$450.90	2003	GOODS AND SUPPLIES
26307	FORMS & SUPPLY INC	NONMINORITY WOMEN	\$497.68	2005	GOODS AND SUPPLIES
27349	FORMS & SUPPLY INC	NONMINORITY WOMEN	\$150.00	2005	GOODS AND SUPPLIES
26294	FORMS & SUPPLY INC	NONMINORITY WOMEN	\$268.66	2005	GOODS AND SUPPLIES
21835	FORMS & SUPPLY INC	NONMINORITY WOMEN	\$253.20	2005	GOODS AND SUPPLIES
26930	FORMS & SUPPLY INC	NONMINORITY WOMEN	\$175.46	2005	GOODS AND SUPPLIES
16790	FORMS & SUPPLY INC	NONMINORITY WOMEN	\$885.92	2005	GOODS AND SUPPLIES
27272	FORMS & SUPPLY INC	NONMINORITY WOMEN	\$535.31	2005	GOODS AND SUPPLIES
17396	FORMS & SUPPLY INC	NONMINORITY WOMEN	\$39.19	2005	GOODS AND SUPPLIES
25760	FORMS & SUPPLY INC	NONMINORITY WOMEN	\$115.33	2005	GOODS AND SUPPLIES
23669	FORMS & SUPPLY INC	NONMINORITY WOMEN	\$69.72	2005	GOODS AND SUPPLIES
23604	FORMS & SUPPLY INC	NONMINORITY WOMEN	\$1,778.07	2005	GOODS AND SUPPLIES
24045	FORMS & SUPPLY INC	NONMINORITY WOMEN	\$394.25	2005	GOODS AND SUPPLIES
17421	FORMS & SUPPLY INC	NONMINORITY WOMEN	\$365.45	2005	GOODS AND SUPPLIES
23690	FORMS & SUPPLY INC	NONMINORITY WOMEN	\$525.00	2005	GOODS AND SUPPLIES
26950	FORMS & SUPPLY INC	NONMINORITY WOMEN	\$78.49	2005	GOODS AND SUPPLIES
16813	FORMS & SUPPLY INC	NONMINORITY WOMEN	\$61.11	2005	GOODS AND SUPPLIES
15867	FORMS & SUPPLY INC	NONMINORITY WOMEN	\$270.46	2005	GOODS AND SUPPLIES
24884	FORMS & SUPPLY INC	NONMINORITY WOMEN	\$472.50	2005	GOODS AND SUPPLIES
22747	FORMS & SUPPLY INC	NONMINORITY WOMEN	\$1,652.71	2005	GOODS AND SUPPLIES
26351	FORMS & SUPPLY INC	NONMINORITY WOMEN	\$498.75	2005	GOODS AND SUPPLIES
26417	FORMS & SUPPLY INC	NONMINORITY WOMEN	\$368.27	2005	GOODS AND SUPPLIES
21809	FORMS & SUPPLY INC	NONMINORITY WOMEN	\$784.35	2005	GOODS AND SUPPLIES
26505	FORMS & SUPPLY INC	NONMINORITY WOMEN	\$13.68	2005	GOODS AND SUPPLIES
26438	FORMS & SUPPLY INC	NONMINORITY WOMEN	\$64.15	2005	GOODS AND SUPPLIES
21822	FORMS & SUPPLY INC	NONMINORITY WOMEN	\$818.11	2005	GOODS AND SUPPLIES
22295	FORMS & SUPPLY INC	NONMINORITY WOMEN	\$482.96	2005	GOODS AND SUPPLIES
26419	FORMS & SUPPLY INC	NONMINORITY WOMEN	\$200.00	2005	GOODS AND SUPPLIES
14183	FORMS & SUPPLY INC	NONMINORITY WOMEN	\$495.00	2004	GOODS AND SUPPLIES
25161	FORMS & SUPPLY INC	NONMINORITY WOMEN	\$397.78	2005	GOODS AND SUPPLIES
21331	FORMS & SUPPLY INC	NONMINORITY WOMEN	\$112.86	2005	GOODS AND SUPPLIES
22798	FORMS & SUPPLY INC	NONMINORITY WOMEN	\$239.09	2005	GOODS AND SUPPLIES
22974	FORMS & SUPPLY INC	NONMINORITY WOMEN	\$245.76	2005	GOODS AND SUPPLIES

GOODS AND SERVICES CONTRACTS

Appendix A

PURCHASE ORDER #	VENDOR NAME	ETHNICITY	AWARD AMOUNT	FY	BUSINESS CATEGORY
22970	FORMS & SUPPLY INC	NONMINORITY WOMEN	\$311.54	2005	GOODS AND SUPPLIES
22967	FORMS & SUPPLY INC	NONMINORITY WOMEN	\$525.00	2005	GOODS AND SUPPLIES
14182	FORMS & SUPPLY INC	NONMINORITY WOMEN	\$51.43	2004	GOODS AND SUPPLIES
20244	FORMS & SUPPLY INC	NONMINORITY WOMEN	\$173.25	2005	GOODS AND SUPPLIES
15043	FORMS & SUPPLY INC	NONMINORITY WOMEN	\$735.00	2005	GOODS AND SUPPLIES
25162	FORMS & SUPPLY INC	NONMINORITY WOMEN	\$312.88	2005	GOODS AND SUPPLIES
24168	FORMS & SUPPLY INC	NONMINORITY WOMEN	\$429.18	2005	GOODS AND SUPPLIES
22978	FORMS & SUPPLY INC	NONMINORITY WOMEN	\$208.71	2005	GOODS AND SUPPLIES
24473	FORMS & SUPPLY INC	NONMINORITY WOMEN	\$86.75	2005	GOODS AND SUPPLIES
20658	FORMS & SUPPLY INC	NONMINORITY WOMEN	\$167.90	2005	GOODS AND SUPPLIES
27634	FORMS & SUPPLY INC	NONMINORITY WOMEN	\$370.59	2005	GOODS AND SUPPLIES
25335	FORMS & SUPPLY INC	NONMINORITY WOMEN	\$222.68	2005	GOODS AND SUPPLIES
20126	FORMS & SUPPLY INC	NONMINORITY WOMEN	\$214.17	2005	GOODS AND SUPPLIES
25450	FORMS & SUPPLY INC	NONMINORITY WOMEN	\$1,076.24	2005	GOODS AND SUPPLIES
26597	FORMS & SUPPLY INC	NONMINORITY WOMEN	\$32.02	2005	GOODS AND SUPPLIES
27644	FORMS & SUPPLY INC	NONMINORITY WOMEN	\$43.49	2005	GOODS AND SUPPLIES
22040	FORMS & SUPPLY INC	NONMINORITY WOMEN	\$615.82	2005	GOODS AND SUPPLIES
22508	FORMS & SUPPLY INC	NONMINORITY WOMEN	\$686.98	2005	GOODS AND SUPPLIES
21003	FORMS & SUPPLY INC	NONMINORITY WOMEN	\$118.01	2005	GOODS AND SUPPLIES
16208	FORMS & SUPPLY INC	NONMINORITY WOMEN	\$287.17	2005	GOODS AND SUPPLIES
18046	FORMS & SUPPLY INC	NONMINORITY WOMEN	\$1,180.74	2005	GOODS AND SUPPLIES
24635	FORMS & SUPPLY INC	NONMINORITY WOMEN	\$195.17	2005	GOODS AND SUPPLIES
19619	FORMS & SUPPLY INC	NONMINORITY WOMEN	\$435.07	2005	GOODS AND SUPPLIES
26524	FORMS & SUPPLY INC	NONMINORITY WOMEN	\$250.00	2005	GOODS AND SUPPLIES
21640	FORMS & SUPPLY INC	NONMINORITY WOMEN	\$203.98	2005	GOODS AND SUPPLIES
15210	FORMS & SUPPLY INC	NONMINORITY WOMEN	\$2,000.00	2005	GOODS AND SUPPLIES
22074	FORMS & SUPPLY INC	NONMINORITY WOMEN	\$188.52	2005	GOODS AND SUPPLIES
16661	FORMS & SUPPLY INC	NONMINORITY WOMEN	\$299.25	2005	GOODS AND SUPPLIES
20128	FORMS & SUPPLY INC	NONMINORITY WOMEN	\$390.96	2005	GOODS AND SUPPLIES
19574	FORMS & SUPPLY INC	NONMINORITY WOMEN	\$69.32	2005	GOODS AND SUPPLIES
26639	FORMS & SUPPLY INC	NONMINORITY WOMEN	\$348.35	2005	GOODS AND SUPPLIES
20760	FORMS & SUPPLY INC	NONMINORITY WOMEN	\$67.77	2005	GOODS AND SUPPLIES
23151	FORMS & SUPPLY INC	NONMINORITY WOMEN	\$564.53	2005	GOODS AND SUPPLIES
14449	FORMS & SUPPLY INC	NONMINORITY WOMEN	\$1,295.41	2004	GOODS AND SUPPLIES

GOODS AND SERVICES CONTRACTS

Appendix A

PURCHASE ORDER #	VENDOR NAME	ETHNICITY	AWARD AMOUNT	FY	BUSINESS CATEGORY
21551	FORMS & SUPPLY INC	NONMINORITY WOMEN	\$140.71	2005	GOODS AND SUPPLIES
18737	FORMS & SUPPLY INC	NONMINORITY WOMEN	\$3,824.99	2005	GOODS AND SUPPLIES
18033	FORMS & SUPPLY INC	NONMINORITY WOMEN	\$525.00	2005	GOODS AND SUPPLIES
18731	FORMS & SUPPLY INC	NONMINORITY WOMEN	\$128.73	2005	GOODS AND SUPPLIES
14413	FORMS & SUPPLY INC	NONMINORITY WOMEN	\$863.65	2004	GOODS AND SUPPLIES
17122	FORMS & SUPPLY INC	NONMINORITY WOMEN	\$727.43	2005	GOODS AND SUPPLIES
17073	FORMS & SUPPLY INC	NONMINORITY WOMEN	\$338.00	2005	GOODS AND SUPPLIES
22550	FORMS & SUPPLY INC	NONMINORITY WOMEN	\$96.44	2005	GOODS AND SUPPLIES
27080	FORMS & SUPPLY INC	NONMINORITY WOMEN	\$283.65	2005	GOODS AND SUPPLIES
24544	FORMS & SUPPLY INC	NONMINORITY WOMEN	\$102.86	2005	GOODS AND SUPPLIES
25375	FORMS & SUPPLY INC	NONMINORITY WOMEN	\$239.10	2005	GOODS AND SUPPLIES
21546	FORMS & SUPPLY INC	NONMINORITY WOMEN	\$415.73	2005	GOODS AND SUPPLIES
18729	FORMS & SUPPLY INC	NONMINORITY WOMEN	\$271.23	2005	GOODS AND SUPPLIES
14455	FORMS & SUPPLY INC	NONMINORITY WOMEN	\$204.75	2004	GOODS AND SUPPLIES
24528	FORMS & SUPPLY INC	NONMINORITY WOMEN	\$375.00	2005	GOODS AND SUPPLIES
20141	FORMS & SUPPLY INC	NONMINORITY WOMEN	\$289.41	2005	GOODS AND SUPPLIES
17091	FORMS & SUPPLY INC	NONMINORITY WOMEN	\$367.75	2005	GOODS AND SUPPLIES
20215	FORMS & SUPPLY INC	NONMINORITY WOMEN	\$95.63	2005	GOODS AND SUPPLIES
26164	FORMS & SUPPLY INC	NONMINORITY WOMEN	\$472.50	2005	GOODS AND SUPPLIES
20214	FORMS & SUPPLY INC	NONMINORITY WOMEN	\$228.85	2005	GOODS AND SUPPLIES
14322	FORMS & SUPPLY INC	NONMINORITY WOMEN	\$67.33	2004	GOODS AND SUPPLIES
19528	FORMS & SUPPLY INC	NONMINORITY WOMEN	\$18.41	2005	GOODS AND SUPPLIES
19701	FORMS & SUPPLY INC	NONMINORITY WOMEN	\$142.66	2005	GOODS AND SUPPLIES
14317	FORMS & SUPPLY INC	NONMINORITY WOMEN	\$327.55	2004	GOODS AND SUPPLIES
27444	FORMS & SUPPLY INC	NONMINORITY WOMEN	\$1,432.20	2005	GOODS AND SUPPLIES
14022	FORMS & SUPPLY INC	NONMINORITY WOMEN	\$219.83	2004	GOODS AND SUPPLIES
22474	FORMS & SUPPLY INC	NONMINORITY WOMEN	\$100.65	2005	GOODS AND SUPPLIES
19363	FORMS & SUPPLY INC	NONMINORITY WOMEN	\$198.32	2005	GOODS AND SUPPLIES
25510	FORMS & SUPPLY INC	NONMINORITY WOMEN	\$112.39	2005	GOODS AND SUPPLIES
16462	FORMS & SUPPLY INC	NONMINORITY WOMEN	\$172.16	2005	GOODS AND SUPPLIES
18696	FORMS & SUPPLY INC	NONMINORITY WOMEN	\$20.69	2005	GOODS AND SUPPLIES
27442	FORMS & SUPPLY INC	NONMINORITY WOMEN	\$384.52	2005	GOODS AND SUPPLIES
23056	FORMS & SUPPLY INC	NONMINORITY WOMEN	\$2,000.00	2005	GOODS AND SUPPLIES
19527	FORMS & SUPPLY INC	NONMINORITY WOMEN	\$82.15	2005	GOODS AND SUPPLIES

GOODS AND SERVICES CONTRACTS

Appendix A

PURCHASE ORDER #	VENDOR NAME	ETHNICITY	AWARD AMOUNT	FY	BUSINESS CATEGORY
22444	FORMS & SUPPLY INC	NONMINORITY WOMEN	\$291.59	2005	GOODS AND SUPPLIES
22805	FORMS & SUPPLY INC	NONMINORITY WOMEN	\$293.57	2005	GOODS AND SUPPLIES
19356	FORMS & SUPPLY INC	NONMINORITY WOMEN	\$447.24	2005	GOODS AND SUPPLIES
25049	FORMS & SUPPLY INC	NONMINORITY WOMEN	\$402.51	2005	GOODS AND SUPPLIES
19333	FORMS & SUPPLY INC	NONMINORITY WOMEN	\$328.29	2005	GOODS AND SUPPLIES
22479	FORMS & SUPPLY INC	NONMINORITY WOMEN	\$80.02	2005	GOODS AND SUPPLIES
20046	FORMS & SUPPLY INC	NONMINORITY WOMEN	\$1,001.85	2005	GOODS AND SUPPLIES
24645	FORMS & SUPPLY INC	NONMINORITY WOMEN	\$63.87	2005	GOODS AND SUPPLIES
14377	FORMS & SUPPLY INC	NONMINORITY WOMEN	\$2,320.10	2004	GOODS AND SUPPLIES
20202	FORMS & SUPPLY INC	NONMINORITY WOMEN	\$419.48	2005	GOODS AND SUPPLIES
19348	FORMS & SUPPLY INC	NONMINORITY WOMEN	\$41.34	2005	GOODS AND SUPPLIES
14378	FORMS & SUPPLY INC	NONMINORITY WOMEN	\$819.03	2004	GOODS AND SUPPLIES
39299	FOSTER COOK COMMERCIAL INTERIORS		\$75.00	2003	GOODS AND SUPPLIES
38492	FOSTER COOK COMMERCIAL INTERIORS		\$1,037.50	2003	GOODS AND SUPPLIES
38436	FOSTER COOK COMMERCIAL INTERIORS		\$985.00	2003	GOODS AND SUPPLIES
38457	FOSTER COOK COMMERCIAL INTERIORS		\$525.00	2003	GOODS AND SUPPLIES
38445	FOSTER COOK COMMERCIAL INTERIORS		\$375.00	2003	GOODS AND SUPPLIES
38518	FOSTER COOK COMMERCIAL INTERIORS		\$1,265.00	2003	GOODS AND SUPPLIES
38467	FOSTER COOK COMMERCIAL INTERIORS		\$977.25	2003	GOODS AND SUPPLIES
38459	FOSTER COOK COMMERCIAL INTERIORS		\$300.00	2003	GOODS AND SUPPLIES
38456	FOSTER COOK COMMERCIAL INTERIORS		\$1,020.00	2003	GOODS AND SUPPLIES
38443	FOSTER COOK COMMERCIAL INTERIORS		\$435.00	2003	GOODS AND SUPPLIES
38446	FOSTER COOK COMMERCIAL INTERIORS		\$360.00	2003	GOODS AND SUPPLIES
21997	FOSTER COOK COMMERCIAL INTERIORS		\$1,450.00	2005	GOODS AND SUPPLIES
23465	FOSTER COOK COMMERCIAL INTERIORS		\$418.95	2005	GOODS AND SUPPLIES
21232	FOSTER COOK COMMERCIAL INTERIORS		\$120.75	2005	GOODS AND SUPPLIES
21011	FOSTER COOK COMMERCIAL INTERIORS		\$9,878.40	2005	GOODS AND SUPPLIES
20229	FOSTER COOK COMMERCIAL INTERIORS		\$3,780.00	2005	GOODS AND SUPPLIES
19620	FOSTER COOK COMMERCIAL INTERIORS		\$1,863.75	2005	GOODS AND SUPPLIES
22441	FOSTER COOK COMMERCIAL INTERIORS		\$252.00	2005	GOODS AND SUPPLIES
41211	FOSTER DIXIANA CORP		\$1,102.50	2005	GOODS AND SUPPLIES
7296	FOSTER DIXIANA CORP		\$498.75	2004	GOODS AND SUPPLIES
3903	FOSTER DIXIANA CORP		\$214.40	2004	GOODS AND SUPPLIES
67	FOSTER DIXIANA CORP		\$2,094.76	2004	GOODS AND SUPPLIES

GOODS AND SERVICES CONTRACTS

Appendix A

PURCHASE ORDER #	VENDOR NAME	ETHNICITY	AWARD AMOUNT	FY	BUSINESS CATEGORY
1158	FOSTER DIXIANA CORP		\$220.50	2004	GOODS AND SUPPLIES
3974	FOSTER DIXIANA CORP		\$498.75	2004	GOODS AND SUPPLIES
26346	FOSTER DIXIANA CORP		\$498.75	2005	GOODS AND SUPPLIES
24042	FOSTER DIXIANA CORP		\$498.75	2005	GOODS AND SUPPLIES
26452	FOSTER DIXIANA CORP		\$2,003.40	2005	GOODS AND SUPPLIES
24735	FOSTER DIXIANA CORP		\$498.75	2005	GOODS AND SUPPLIES
22882	FOSTER DIXIANA CORP		\$498.75	2005	GOODS AND SUPPLIES
24896	FOSTER DIXIANA CORP		\$498.75	2005	GOODS AND SUPPLIES
24899	FOSTER DIXIANA CORP		\$498.75	2005	GOODS AND SUPPLIES
24393	FOSTER DIXIANA CORP		\$498.75	2005	GOODS AND SUPPLIES
31964	FOSTER DIXIANA SAND INC		\$93.39	2003	GOODS AND SUPPLIES
29247	FOSTER DIXIANA SAND INC		\$989.18	2003	GOODS AND SUPPLIES
36255	FOSTER DIXIANA SAND INC		\$878.25	2003	GOODS AND SUPPLIES
31355	FOSTER DIXIANA SAND INC		\$832.13	2003	GOODS AND SUPPLIES
30413	FOSTER DIXIANA SAND INC		\$184.01	2003	GOODS AND SUPPLIES
36261	FOSTER DIXIANA SAND INC		\$811.17	2003	GOODS AND SUPPLIES
34323	FOSTER DIXIANA SAND INC		\$474.98	2003	GOODS AND SUPPLIES
33876	FOSTER DIXIANA SAND INC		\$945.98	2003	GOODS AND SUPPLIES
33206	FOSTER DIXIANA SAND INC		\$450.00	2003	GOODS AND SUPPLIES
36466	FOSTER DIXIANA SAND INC		\$181.00	2003	GOODS AND SUPPLIES
32019	FOSTER DIXIANA SAND INC		\$337.38	2003	GOODS AND SUPPLIES
35862	FOSTER DIXIANA SAND INC		\$33.26	2003	GOODS AND SUPPLIES
31044	FOSTER DIXIANA SAND INC		\$100.80	2003	GOODS AND SUPPLIES
31352	FOSTER DIXIANA SAND INC		\$768.63	2003	GOODS AND SUPPLIES
8355	FOSTER DIXIANA SAND INC		\$500.00	2004	GOODS AND SUPPLIES
2400	FOSTER DIXIANA SAND INC		\$1,890.00	2004	GOODS AND SUPPLIES
6689	FOSTER DIXIANA SAND INC		\$1,890.00	2004	GOODS AND SUPPLIES
7495	FOSTER DIXIANA SAND INC		\$698.25	2004	GOODS AND SUPPLIES
4691	FOSTER DIXIANA SAND INC		\$493.50	2004	GOODS AND SUPPLIES
8029	FOSTER DIXIANA SAND INC		\$64.45	2004	GOODS AND SUPPLIES
6366	FOSTER DIXIANA SAND INC		\$172.52	2004	GOODS AND SUPPLIES
8362	FOSTER DIXIANA SAND INC		\$3,000.00	2004	GOODS AND SUPPLIES
13021	FOSTER DIXIANA SAND INC		\$410.00	2004	GOODS AND SUPPLIES
20808	FOSTER DIXIANA SAND INC		\$4,000.00	2005	GOODS AND SUPPLIES

GOODS AND SERVICES CONTRACTS

Appendix A

PURCHASE ORDER #	VENDOR NAME	ETHNICITY	AWARD AMOUNT	FY	BUSINESS CATEGORY
25179	FOSTER DIXIANA SAND INC		\$498.75	2005	GOODS AND SUPPLIES
24266	FOSTER DIXIANA SAND INC		\$288.75	2005	GOODS AND SUPPLIES
14759	FOSTER DIXIANA SAND INC		\$1,050.00	2005	GOODS AND SUPPLIES
41081	FRAISER TIRE SERVICE		\$28,485.75	2005	GOODS AND SUPPLIES
42165	FRAISER TIRE SERVICE		\$762.78	2005	GOODS AND SUPPLIES
30125	FRALEY & QUATTLEBAUM REFRIGERATION		\$193.92	2003	GOODS AND SUPPLIES
7856	FRALEY & QUATTLEBAUM REFRIGERATION		\$129.84	2004	GOODS AND SUPPLIES
20939	FRALEY & QUATTLEBAUM REFRIGERATION		\$70.00	2005	GOODS AND SUPPLIES
13972	FRALEY & QUATTLEBAUM REFRIGERATION		\$2,985.00	2004	GOODS AND SUPPLIES
41494	FRAME SHOP INC		\$42.84	2005	GOODS AND SUPPLIES
11992	FRAME SHOP INC		\$42.84	2004	GOODS AND SUPPLIES
12973	FRAME SHOP INC		\$42.84	2004	GOODS AND SUPPLIES
21925	FRAME SHOP INC		\$128.52	2005	GOODS AND SUPPLIES
25762	FRAME SHOP INC		\$85.68	2005	GOODS AND SUPPLIES
23747	FRAME SHOP INC		\$85.68	2005	GOODS AND SUPPLIES
26263	FRAME WAREHOUSE INC		\$29.12	2005	GOODS AND SUPPLIES
20796	FRAME WAREHOUSE INC		\$30.72	2005	GOODS AND SUPPLIES
21924	FRAME WAREHOUSE INC		\$80.00	2005	GOODS AND SUPPLIES
24657	FRAMES & THINGS ART GALLERY	AFRICAN AMERICAN	\$122.85	2005	GOODS AND SUPPLIES
26592	FRAMES & THINGS ART GALLERY	AFRICAN AMERICAN	\$89.25	2005	GOODS AND SUPPLIES
24499	FRAMES & THINGS ART GALLERY	AFRICAN AMERICAN	\$101.08	2005	GOODS AND SUPPLIES
27422	FRAMES & THINGS ART GALLERY	AFRICAN AMERICAN	\$89.25	2005	GOODS AND SUPPLIES
5978	FRAMING PLUS		\$378.00	2004	GOODS AND SUPPLIES
8463	FRAMING PLUS		\$17.55	2004	GOODS AND SUPPLIES
20217	FRAMING PLUS		\$340.00	2005	GOODS AND SUPPLIES
18896	FRAMING PLUS		\$89.25	2005	GOODS AND SUPPLIES
19825	FRAMING PLUS		\$411.08	2005	GOODS AND SUPPLIES
2705	FRANKLIN D PLUMBING & GAS	NONMINORITY MALE	\$520.45	2004	GOODS AND SUPPLIES
12444	FRANKLIN D PLUMBING & GAS	NONMINORITY MALE	\$110.00	2004	GOODS AND SUPPLIES
26783	FRANKLIN D PLUMBING & GAS	NONMINORITY MALE	\$163.72	2005	GOODS AND SUPPLIES
12918	FRANKLINS PRINTING DOWNTOWN COLUMBIA		\$62.60	2004	GOODS AND SUPPLIES
5144	FRANKLINS PRINTING DOWNTOWN COLUMBIA		\$165.38	2004	GOODS AND SUPPLIES
7357	FRANKLINS PRINTING DOWNTOWN COLUMBIA		\$150.00	2004	GOODS AND SUPPLIES
6166	FRANKLINS PRINTING DOWNTOWN COLUMBIA		\$171.28	2004	GOODS AND SUPPLIES

GOODS AND SERVICES CONTRACTS

Appendix A

PURCHASE ORDER #	VENDOR NAME	ETHNICITY	AWARD AMOUNT	FY	BUSINESS CATEGORY
12264	FRANKLINS PRINTING DOWNTOWN COLUMBIA		\$510.30	2004	GOODS AND SUPPLIES
6245	FRANKLINS PRINTING DOWNTOWN COLUMBIA		\$255.58	2004	GOODS AND SUPPLIES
6244	FRANKLINS PRINTING DOWNTOWN COLUMBIA		\$183.89	2004	GOODS AND SUPPLIES
6279	FRANKLINS PRINTING DOWNTOWN COLUMBIA		\$246.30	2004	GOODS AND SUPPLIES
6187	FRANKLINS PRINTING DOWNTOWN COLUMBIA		\$255.58	2004	GOODS AND SUPPLIES
7829	FRANKLINS PRINTING DOWNTOWN COLUMBIA		\$1,312.50	2004	GOODS AND SUPPLIES
10570	FRANKLINS PRINTING DOWNTOWN COLUMBIA		\$6,562.50	2004	GOODS AND SUPPLIES
9106	FRANKLINS PRINTING DOWNTOWN COLUMBIA		\$40.27	2004	GOODS AND SUPPLIES
7651	FRANKLINS PRINTING DOWNTOWN COLUMBIA		\$72.70	2004	GOODS AND SUPPLIES
5446	FRANKLINS PRINTING DOWNTOWN COLUMBIA		\$465.12	2004	GOODS AND SUPPLIES
10650	FRANKLINS PRINTING DOWNTOWN COLUMBIA		\$251.28	2004	GOODS AND SUPPLIES
5700	FRANKLINS PRINTING DOWNTOWN COLUMBIA		\$785.66	2004	GOODS AND SUPPLIES
1509	FRANKLINS PRINTING DOWNTOWN COLUMBIA		\$72.70	2004	GOODS AND SUPPLIES
2909	FRANKLINS PRINTING DOWNTOWN COLUMBIA		\$939.75	2004	GOODS AND SUPPLIES
1596	FRANKLINS PRINTING DOWNTOWN COLUMBIA		\$127.52	2004	GOODS AND SUPPLIES
6415	FRANKLINS PRINTING DOWNTOWN COLUMBIA		\$525.00	2004	GOODS AND SUPPLIES
11118	FRANKLINS PRINTING DOWNTOWN COLUMBIA		\$193.11	2004	GOODS AND SUPPLIES
3629	FRANKLINS PRINTING DOWNTOWN COLUMBIA		\$311.28	2004	GOODS AND SUPPLIES
5815	FRANKLINS PRINTING DOWNTOWN COLUMBIA		\$866.25	2004	GOODS AND SUPPLIES
10939	FRANKLINS PRINTING DOWNTOWN COLUMBIA		\$40.27	2004	GOODS AND SUPPLIES
3610	FRANKLINS PRINTING DOWNTOWN COLUMBIA		\$287.57	2004	GOODS AND SUPPLIES
12265	FRANKLINS PRINTING DOWNTOWN COLUMBIA		\$520.80	2004	GOODS AND SUPPLIES
9457	FRANKLINS PRINTING DOWNTOWN COLUMBIA		\$315.00	2004	GOODS AND SUPPLIES
3385	FRANKLINS PRINTING DOWNTOWN COLUMBIA		\$36.23	2004	GOODS AND SUPPLIES
6536	FRANKLINS PRINTING DOWNTOWN COLUMBIA		\$152.10	2004	GOODS AND SUPPLIES
1507	FRANKLINS PRINTING DOWNTOWN COLUMBIA		\$126.43	2004	GOODS AND SUPPLIES
1295	FRANKLINS PRINTING DOWNTOWN COLUMBIA		\$139.92	2004	GOODS AND SUPPLIES
6280	FRANKLINS PRINTING DOWNTOWN COLUMBIA		\$262.05	2004	GOODS AND SUPPLIES
3129	FRANKLINS PRINTING DOWNTOWN COLUMBIA		\$40.30	2004	GOODS AND SUPPLIES
5496	FRANKLINS PRINTING DOWNTOWN COLUMBIA		\$69.24	2004	GOODS AND SUPPLIES
5993	FRANKLINS PRINTING DOWNTOWN COLUMBIA		\$104.30	2004	GOODS AND SUPPLIES
12702	FRANKLINS PRINTING DOWNTOWN COLUMBIA		\$263.55	2004	GOODS AND SUPPLIES
862	FRANKLINS PRINTING DOWNTOWN COLUMBIA		\$522.90	2004	GOODS AND SUPPLIES
2681	FRANKLINS PRINTING DOWNTOWN COLUMBIA		\$122.56	2004	GOODS AND SUPPLIES

GOODS AND SERVICES CONTRACTS

Appendix A

PURCHASE ORDER #	VENDOR NAME	ETHNICITY	AWARD AMOUNT	FY	BUSINESS CATEGORY
5495	FRANKLINS PRINTING DOWNTOWN COLUMBIA		\$126.43	2004	GOODS AND SUPPLIES
16654	FRANKLINS PRINTING DOWNTOWN COLUMBIA		\$180.10	2005	GOODS AND SUPPLIES
17140	FRANKLINS PRINTING DOWNTOWN COLUMBIA		\$84.79	2005	GOODS AND SUPPLIES
24718	FRANKLINS PRINTING DOWNTOWN COLUMBIA		\$59.23	2005	GOODS AND SUPPLIES
16720	FRANKLINS PRINTING DOWNTOWN COLUMBIA		\$262.03	2005	GOODS AND SUPPLIES
16051	FRANKLINS PRINTING DOWNTOWN COLUMBIA		\$126.43	2005	GOODS AND SUPPLIES
18947	FRANKLINS PRINTING DOWNTOWN COLUMBIA		\$90.01	2005	GOODS AND SUPPLIES
18948	FRANKLINS PRINTING DOWNTOWN COLUMBIA		\$320.25	2005	GOODS AND SUPPLIES
17582	FRANKLINS PRINTING DOWNTOWN COLUMBIA		\$102.97	2005	GOODS AND SUPPLIES
18761	FRANKLINS PRINTING DOWNTOWN COLUMBIA		\$335.80	2005	GOODS AND SUPPLIES
16659	FRANKLINS PRINTING DOWNTOWN COLUMBIA		\$62.68	2005	GOODS AND SUPPLIES
19705	FRANKLINS PRINTING DOWNTOWN COLUMBIA		\$105.00	2005	GOODS AND SUPPLIES
27454	FRANKLINS PRINTING DOWNTOWN COLUMBIA		\$507.02	2005	GOODS AND SUPPLIES
23240	FRANKLINS PRINTING DOWNTOWN COLUMBIA		\$445.28	2005	GOODS AND SUPPLIES
23238	FRANKLINS PRINTING DOWNTOWN COLUMBIA		\$204.75	2005	GOODS AND SUPPLIES
14524	FRANKLINS PRINTING DOWNTOWN COLUMBIA		\$668.51	2004	GOODS AND SUPPLIES
16658	FRANKLINS PRINTING DOWNTOWN COLUMBIA		\$62.68	2005	GOODS AND SUPPLIES
23237	FRANKLINS PRINTING DOWNTOWN COLUMBIA		\$331.57	2005	GOODS AND SUPPLIES
22510	FRANKLINS PRINTING DOWNTOWN COLUMBIA		\$40.95	2005	GOODS AND SUPPLIES
19673	FRANKLINS PRINTING DOWNTOWN COLUMBIA		\$171.27	2005	GOODS AND SUPPLIES
24758	FRANKLINS PRINTING DOWNTOWN COLUMBIA		\$104.92	2005	GOODS AND SUPPLIES
22317	FRANKLINS PRINTING DOWNTOWN COLUMBIA		\$382.20	2005	GOODS AND SUPPLIES
17402	FRANKLINS PRINTING DOWNTOWN COLUMBIA		\$73.76	2005	GOODS AND SUPPLIES
16290	FRANKLINS PRINTING DOWNTOWN COLUMBIA		\$47.64	2005	GOODS AND SUPPLIES
22759	FRANKLINS PRINTING DOWNTOWN COLUMBIA		\$510.30	2005	GOODS AND SUPPLIES
20766	FRANKLINS PRINTING DOWNTOWN COLUMBIA		\$82.57	2005	GOODS AND SUPPLIES
24865	FRANKLINS PRINTING DOWNTOWN COLUMBIA		\$99.99	2005	GOODS AND SUPPLIES
17087	FRANKLINS PRINTING DOWNTOWN COLUMBIA		\$84.79	2005	GOODS AND SUPPLIES
19892	FRANKLINS PRINTING DOWNTOWN COLUMBIA		\$92.97	2005	GOODS AND SUPPLIES
27275	FRANKLINS PRINTING DOWNTOWN COLUMBIA		\$184.80	2005	GOODS AND SUPPLIES
16653	FRANKLINS PRINTING DOWNTOWN COLUMBIA		\$75.22	2005	GOODS AND SUPPLIES
22955	FRANKLINS PRINTING DOWNTOWN COLUMBIA		\$269.28	2005	GOODS AND SUPPLIES
17129	FRANKLINS PRINTING DOWNTOWN COLUMBIA		\$158.05	2005	GOODS AND SUPPLIES
24759	FRANKLINS PRINTING DOWNTOWN COLUMBIA		\$79.00	2005	GOODS AND SUPPLIES

GOODS AND SERVICES CONTRACTS

Appendix A

PURCHASE ORDER #	VENDOR NAME	ETHNICITY	AWARD AMOUNT	FY	BUSINESS CATEGORY
15811	FRANKLINS PRINTING DOWNTOWN COLUMBIA		\$27.84	2005	GOODS AND SUPPLIES
23474	FRANKLINS PRINTING DOWNTOWN COLUMBIA		\$123.95	2005	GOODS AND SUPPLIES
20682	FRANKLINS PRINTING DOWNTOWN COLUMBIA		\$136.50	2005	GOODS AND SUPPLIES
16037	FRANKLINS PRINTING DOWNTOWN COLUMBIA		\$176.23	2005	GOODS AND SUPPLIES
18189	FRANKLINS PRINTING DOWNTOWN COLUMBIA		\$97.13	2005	GOODS AND SUPPLIES
16209	FRANKLINS PRINTING DOWNTOWN COLUMBIA		\$165.22	2005	GOODS AND SUPPLIES
18190	FRANKLINS PRINTING DOWNTOWN COLUMBIA		\$97.13	2005	GOODS AND SUPPLIES
17223	FRANKLINS PRINTING DOWNTOWN COLUMBIA		\$24.00	2005	GOODS AND SUPPLIES
20312	FRANKLINS PRINTING DOWNTOWN COLUMBIA		\$681.98	2005	GOODS AND SUPPLIES
13733	FRANKS CARWASH OF BUSH RIVER ROAD INC	NONMINORITY MALE	\$315.00	2004	GOODS AND SUPPLIES
5488	FRANKS CARWASH OF BUSH RIVER ROAD INC	NONMINORITY MALE	\$200.00	2004	GOODS AND SUPPLIES
15240	FRANKS CARWASH OF BUSH RIVER ROAD INC	NONMINORITY MALE	\$200.00	2005	GOODS AND SUPPLIES
41895	FRASIER TIRE SERVICE INC		\$1,574.11	2005	GOODS AND SUPPLIES
30616	FRASIER TIRE SERVICE INC		\$28,166.04	2003	GOODS AND SUPPLIES
31796	FRASIER TIRE SERVICE INC		\$4,990.21	2003	GOODS AND SUPPLIES
37572	FRASIER TIRE SERVICE INC		\$3,347.65	2003	GOODS AND SUPPLIES
35891	FRASIER TIRE SERVICE INC		\$3,477.00	2003	GOODS AND SUPPLIES
32906	FRASIER TIRE SERVICE INC		\$5,207.51	2003	GOODS AND SUPPLIES
42121	FRASIER TIRE SERVICE INC		\$190.70	2005	GOODS AND SUPPLIES
36645	FRASIER TIRE SERVICE INC		\$4,991.75	2003	GOODS AND SUPPLIES
35714	FRASIER TIRE SERVICE INC		\$1,178.12	2003	GOODS AND SUPPLIES
34917	FRASIER TIRE SERVICE INC		\$5,081.87	2003	GOODS AND SUPPLIES
29557	FRASIER TIRE SERVICE INC		\$4,978.93	2003	GOODS AND SUPPLIES
12666	FRASIER TIRE SERVICE INC		\$2,806.70	2004	GOODS AND SUPPLIES
3142	FRASIER TIRE SERVICE INC		\$4,500.00	2004	GOODS AND SUPPLIES
11682	FRASIER TIRE SERVICE INC		\$98.65	2004	GOODS AND SUPPLIES
11181	FRASIER TIRE SERVICE INC		\$656.28	2004	GOODS AND SUPPLIES
208	FRASIER TIRE SERVICE INC		\$72,749.25	2004	GOODS AND SUPPLIES
9830	FRASIER TIRE SERVICE INC		\$1,386.21	2004	GOODS AND SUPPLIES
1368	FRASIER TIRE SERVICE INC		\$4,500.00	2004	GOODS AND SUPPLIES
12942	FRASIER TIRE SERVICE INC		\$889.02	2004	GOODS AND SUPPLIES
4657	FRASIER TIRE SERVICE INC		\$4,500.00	2004	GOODS AND SUPPLIES
7079	FRASIER TIRE SERVICE INC		\$644.20	2004	GOODS AND SUPPLIES
9960	FRASIER TIRE SERVICE INC		\$1,524.00	2004	GOODS AND SUPPLIES

GOODS AND SERVICES CONTRACTS

Appendix A

PURCHASE ORDER #	VENDOR NAME	ETHNICITY	AWARD AMOUNT	FY	BUSINESS CATEGORY
7088	FRASIER TIRE SERVICE INC		\$1,178.12	2004	GOODS AND SUPPLIES
209	FRASIER TIRE SERVICE INC		\$49,349.75	2004	GOODS AND SUPPLIES
7521	FRASIER TIRE SERVICE INC		\$292.79	2004	GOODS AND SUPPLIES
2678	FRASIER TIRE SERVICE INC		\$489.88	2004	GOODS AND SUPPLIES
11960	FRASIER TIRE SERVICE INC		\$10,000.00	2004	GOODS AND SUPPLIES
7325	FRASIER TIRE SERVICE INC		\$1,327.41	2004	GOODS AND SUPPLIES
13492	FRASIER TIRE SERVICE INC		\$1,894.83	2004	GOODS AND SUPPLIES
3498	FRASIER TIRE SERVICE INC		\$4,500.00	2004	GOODS AND SUPPLIES
11027	FRASIER TIRE SERVICE INC		\$2,806.84	2004	GOODS AND SUPPLIES
10175	FRASIER TIRE SERVICE INC		\$238.74	2004	GOODS AND SUPPLIES
795	FRASIER TIRE SERVICE INC		\$5,250.00	2004	GOODS AND SUPPLIES
13185	FRASIER TIRE SERVICE INC		\$381.28	2004	GOODS AND SUPPLIES
11961	FRASIER TIRE SERVICE INC		\$20,000.00	2004	GOODS AND SUPPLIES
7699	FRASIER TIRE SERVICE INC		\$4,500.00	2004	GOODS AND SUPPLIES
10799	FRASIER TIRE SERVICE INC		\$211.14	2004	GOODS AND SUPPLIES
3264	FRASIER TIRE SERVICE INC		\$781.00	2004	GOODS AND SUPPLIES
10643	FRASIER TIRE SERVICE INC		\$610.89	2004	GOODS AND SUPPLIES
12120	FRASIER TIRE SERVICE INC		\$293.36	2004	GOODS AND SUPPLIES
8366	FRASIER TIRE SERVICE INC		\$1,398.00	2004	GOODS AND SUPPLIES
12870	FRASIER TIRE SERVICE INC		\$64.90	2004	GOODS AND SUPPLIES
2843	FRASIER TIRE SERVICE INC		\$4,725.00	2004	GOODS AND SUPPLIES
11313	FRASIER TIRE SERVICE INC		\$1,444.40	2004	GOODS AND SUPPLIES
10774	FRASIER TIRE SERVICE INC		\$397.84	2004	GOODS AND SUPPLIES
11681	FRASIER TIRE SERVICE INC		\$119.77	2004	GOODS AND SUPPLIES
21509	FRASIER TIRE SERVICE INC		\$256.27	2005	GOODS AND SUPPLIES
21265	FRASIER TIRE SERVICE INC		\$805.74	2005	GOODS AND SUPPLIES
22859	FRASIER TIRE SERVICE INC		\$973.31	2005	GOODS AND SUPPLIES
18852	FRASIER TIRE SERVICE INC		\$507.12	2005	GOODS AND SUPPLIES
20231	FRASIER TIRE SERVICE INC		\$210,790.95	2005	GOODS AND SUPPLIES
22774	FRASIER TIRE SERVICE INC		\$5,250.00	2005	GOODS AND SUPPLIES
21394	FRASIER TIRE SERVICE INC		\$1,296.10	2005	GOODS AND SUPPLIES
20567	FRASIER TIRE SERVICE INC		\$439.71	2005	GOODS AND SUPPLIES
19230	FRASIER TIRE SERVICE INC		\$482.74	2005	GOODS AND SUPPLIES
19094	FRASIER TIRE SERVICE INC		\$2,014.95	2005	GOODS AND SUPPLIES

GOODS AND SERVICES CONTRACTS

Appendix A

PURCHASE ORDER #	VENDOR NAME	ETHNICITY	AWARD AMOUNT	FY	BUSINESS CATEGORY
18059	FRASIER TIRE SERVICE INC		\$852.80	2005	GOODS AND SUPPLIES
21944	FRASIER TIRE SERVICE INC		\$3,063.87	2005	GOODS AND SUPPLIES
19648	FRASIER TIRE SERVICE INC		\$1,338.15	2005	GOODS AND SUPPLIES
18348	FRASIER TIRE SERVICE INC		\$487.00	2005	GOODS AND SUPPLIES
22637	FRASIER TIRE SERVICE INC		\$578.69	2005	GOODS AND SUPPLIES
21733	FRASIER TIRE SERVICE INC		\$192.80	2005	GOODS AND SUPPLIES
17102	FRASIER TIRE SERVICE INC		\$927.80	2005	GOODS AND SUPPLIES
13992	FRASIER TIRE SERVICE INC		\$108.90	2004	GOODS AND SUPPLIES
26402	FRASIER TIRE SERVICE INC		\$377.79	2005	GOODS AND SUPPLIES
26657	FRASIER TIRE SERVICE INC		\$738.75	2005	GOODS AND SUPPLIES
26670	FRASIER TIRE SERVICE INC		\$893.18	2005	GOODS AND SUPPLIES
15118	FRASIER TIRE SERVICE INC		\$121,685.00	2005	GOODS AND SUPPLIES
15116	FRASIER TIRE SERVICE INC		\$231.95	2005	GOODS AND SUPPLIES
24202	FRASIER TIRE SERVICE INC		\$423.07	2005	GOODS AND SUPPLIES
17297	FRASIER TIRE SERVICE INC		\$1,278.71	2005	GOODS AND SUPPLIES
17273	FRASIER TIRE SERVICE INC		\$211.90	2005	GOODS AND SUPPLIES
15195	FRASIER TIRE SERVICE INC		\$1,933.50	2005	GOODS AND SUPPLIES
16156	FRASIER TIRE SERVICE INC		\$3,000.00	2005	GOODS AND SUPPLIES
28833	FRASIER TIRE SERVICE INC		\$29,915.00	2003	GOODS AND SUPPLIES
15777	FRASIER TIRE SERVICE INC		\$3,634.44	2005	GOODS AND SUPPLIES
26884	FRASIER TIRE SERVICE INC		\$367.84	2005	GOODS AND SUPPLIES
24302	FRASIER TIRE SERVICE INC		\$320.70	2005	GOODS AND SUPPLIES
24359	FRASIER TIRE SERVICE INC		\$1,013.70	2005	GOODS AND SUPPLIES
14609	FRASIER TIRE SERVICE INC		\$1,281.50	2004	GOODS AND SUPPLIES
27325	FRASIER TIRE SERVICE INC		\$529.84	2005	GOODS AND SUPPLIES
14997	FRASIER TIRE SERVICE INC		\$3,150.00	2005	GOODS AND SUPPLIES
14642	FRASIER TIRE SERVICE INC		\$230.00	2004	GOODS AND SUPPLIES
27315	FRASIER TIRE SERVICE INC		\$2,100.00	2005	GOODS AND SUPPLIES
27239	FRASIER TIRE SERVICE INC		\$885.97	2005	GOODS AND SUPPLIES
11743	FREE TIMES		\$560.00	2004	GOODS AND SUPPLIES
20082	FREE TIMES		\$500.00	2005	GOODS AND SUPPLIES
37738	FRISCHKORN INC		\$370.40	2003	GOODS AND SUPPLIES
16802	FRISCHKORN INC		\$234.15	2005	GOODS AND SUPPLIES
17422	FRISCHKORN INC		\$336.00	2005	GOODS AND SUPPLIES

GOODS AND SERVICES CONTRACTS

Appendix A

PURCHASE ORDER #	VENDOR NAME	ETHNICITY	AWARD AMOUNT	FY	BUSINESS CATEGORY
19030	FRISCHKORN INC		\$38.64	2005	GOODS AND SUPPLIES
8727	G TANN GRAPHIX	AFRICAN AMERICAN	\$1,889.74	2004	GOODS AND SUPPLIES
11107	G TANN GRAPHIX	AFRICAN AMERICAN	\$2,759.42	2004	GOODS AND SUPPLIES
6270	G TANN GRAPHIX	AFRICAN AMERICAN	\$5,882.85	2004	GOODS AND SUPPLIES
14167	G TANN GRAPHIX	AFRICAN AMERICAN	\$1,889.74	2004	GOODS AND SUPPLIES
41469	GAINES W HARRISON & SONS		\$100.00	2005	GOODS AND SUPPLIES
40180	GAINES W HARRISON & SONS		\$994.47	2003	GOODS AND SUPPLIES
4970	GAINES W HARRISON & SONS		\$4,500.00	2004	GOODS AND SUPPLIES
2821	GAINES W HARRISON & SONS		\$4,500.00	2004	GOODS AND SUPPLIES
7925	GAINES W HARRISON & SONS		\$4,500.00	2004	GOODS AND SUPPLIES
425	GAINES W HARRISON & SONS		\$4,200.00	2004	GOODS AND SUPPLIES
13478	GAINES W HARRISON & SONS		\$1,050.00	2004	GOODS AND SUPPLIES
12671	GAINES W HARRISON & SONS		\$227.31	2004	GOODS AND SUPPLIES
12806	GAINES W HARRISON & SONS		\$191.73	2004	GOODS AND SUPPLIES
12872	GAINES W HARRISON & SONS		\$1,050.00	2004	GOODS AND SUPPLIES
11269	GAINES W HARRISON & SONS		\$774.73	2004	GOODS AND SUPPLIES
9894	GAINES W HARRISON & SONS		\$4,200.00	2004	GOODS AND SUPPLIES
19553	GAINES W HARRISON & SONS		\$2,100.00	2005	GOODS AND SUPPLIES
22642	GAINES W HARRISON & SONS		\$2,100.00	2005	GOODS AND SUPPLIES
26567	GAINES W HARRISON & SONS		\$2,100.00	2005	GOODS AND SUPPLIES
24324	GAINES W HARRISON & SONS		\$27.47	2005	GOODS AND SUPPLIES
27118	GAINES W HARRISON & SONS		\$2,094.72	2005	GOODS AND SUPPLIES
18106	GAINES W HARRISON & SONS		\$2,100.00	2005	GOODS AND SUPPLIES
15567	GAINES W HARRISON & SONS		\$2,100.00	2005	GOODS AND SUPPLIES
14601	GAINES W HARRISON & SONS		\$2,100.00	2004	GOODS AND SUPPLIES
23718	GAINES W HARRISON & SONS		\$2,100.00	2005	GOODS AND SUPPLIES
17252	GAINES W HARRISON & SONS		\$2,100.00	2005	GOODS AND SUPPLIES
22454	GAINES W HARRISON & SONS		\$92.40	2005	GOODS AND SUPPLIES
20118	GAINES W HARRISON & SONS		\$2,000.00	2005	GOODS AND SUPPLIES
22338	GAINES W HARRISON & SONS		\$476.94	2005	GOODS AND SUPPLIES
17261	GAINES W HARRISON & SONS		\$2,100.00	2005	GOODS AND SUPPLIES
24951	GAINES W HARRISON & SONS		\$2,100.00	2005	GOODS AND SUPPLIES
26882	GAINES W HARRISON & SONS		\$2,100.81	2005	GOODS AND SUPPLIES
42210	GALEANA CHRYSLER JEEP INC		\$1,050.00	2005	GOODS AND SUPPLIES

GOODS AND SERVICES CONTRACTS

Appendix A

PURCHASE ORDER #	VENDOR NAME	ETHNICITY	AWARD AMOUNT	FY	BUSINESS CATEGORY
29192	GALEANA CHRYSLER JEEP INC		\$1,217.43	2003	GOODS AND SUPPLIES
42299	GALEANA CHRYSLER JEEP INC		\$20.92	2005	GOODS AND SUPPLIES
11045	GALEANA CHRYSLER JEEP INC		\$118.91	2004	GOODS AND SUPPLIES
11033	GALEANA CHRYSLER JEEP INC		\$89.07	2004	GOODS AND SUPPLIES
10135	GALEANA CHRYSLER JEEP INC		\$3,639.20	2004	GOODS AND SUPPLIES
13174	GALEANA CHRYSLER JEEP INC		\$79.38	2004	GOODS AND SUPPLIES
5475	GALEANA CHRYSLER JEEP INC		\$500.00	2004	GOODS AND SUPPLIES
12207	GALEANA CHRYSLER JEEP INC		\$62.96	2004	GOODS AND SUPPLIES
11963	GALEANA CHRYSLER JEEP INC		\$12.68	2004	GOODS AND SUPPLIES
4375	GALEANA CHRYSLER JEEP INC		\$1,000.00	2004	GOODS AND SUPPLIES
476	GALEANA CHRYSLER JEEP INC		\$798.68	2004	GOODS AND SUPPLIES
11219	GALEANA CHRYSLER JEEP INC		\$133.83	2004	GOODS AND SUPPLIES
12064	GALEANA CHRYSLER JEEP INC		\$27.84	2004	GOODS AND SUPPLIES
11713	GALEANA CHRYSLER JEEP INC		\$78.15	2004	GOODS AND SUPPLIES
23419	GALEANA CHRYSLER JEEP INC		\$247.28	2005	GOODS AND SUPPLIES
19940	GALEANA CHRYSLER JEEP INC		\$842.31	2005	GOODS AND SUPPLIES
21271	GALEANA CHRYSLER JEEP INC		\$26.58	2005	GOODS AND SUPPLIES
22864	GALEANA CHRYSLER JEEP INC		\$274.05	2005	GOODS AND SUPPLIES
17792	GALEANA CHRYSLER JEEP INC		\$240.19	2005	GOODS AND SUPPLIES
16473	GALEANA CHRYSLER JEEP INC		\$48.91	2005	GOODS AND SUPPLIES
21489	GALEANA CHRYSLER JEEP INC		\$40.83	2005	GOODS AND SUPPLIES
23915	GALEANA CHRYSLER JEEP INC		\$525.00	2005	GOODS AND SUPPLIES
20840	GALEANA CHRYSLER JEEP INC		\$257.99	2005	GOODS AND SUPPLIES
19229	GALEANA CHRYSLER JEEP INC		\$303.38	2005	GOODS AND SUPPLIES
18482	GALEANA CHRYSLER JEEP INC		\$525.00	2005	GOODS AND SUPPLIES
15108	GALEANA CHRYSLER JEEP INC		\$1,050.00	2005	GOODS AND SUPPLIES
18343	GALEANA CHRYSLER JEEP INC		\$54.22	2005	GOODS AND SUPPLIES
16594	GALEANA CHRYSLER JEEP INC		\$1,050.00	2005	GOODS AND SUPPLIES
25130	GALEANA CHRYSLER JEEP INC		\$38.75	2005	GOODS AND SUPPLIES
18323	GALEANA CHRYSLER JEEP INC		\$68.28	2005	GOODS AND SUPPLIES
21199	GALEANA CHRYSLER JEEP INC		\$82.69	2005	GOODS AND SUPPLIES
14934	GALEANA CHRYSLER JEEP INC		\$209.88	2005	GOODS AND SUPPLIES
18074	GALEANA CHRYSLER JEEP INC		\$26.07	2005	GOODS AND SUPPLIES
25497	GALEANA CHRYSLER JEEP INC		\$279.20	2005	GOODS AND SUPPLIES

GOODS AND SERVICES CONTRACTS

Appendix A

PURCHASE ORDER #	VENDOR NAME	ETHNICITY	AWARD AMOUNT	FY	BUSINESS CATEGORY
25503	GALEANA CHRYSLER JEEP INC		\$1,050.00	2005	GOODS AND SUPPLIES
31252	GALLMAN, NICHOLAS T DBA TREVINO AUTOMATED SYSTEMS		\$13,796.00	2003	GOODS AND SUPPLIES
41097	GANN OFFICE SUPPLIES		\$702.45	2005	GOODS AND SUPPLIES
41213	GANN OFFICE SUPPLIES		\$1,736.96	2005	GOODS AND SUPPLIES
25970	GANN OFFICE SUPPLIES		\$343.12	2005	GOODS AND SUPPLIES
25914	GANN OFFICE SUPPLIES		\$1,018.31	2005	GOODS AND SUPPLIES
38659	GATEWAY COMPUTER STORE		\$139.65	2003	GOODS AND SUPPLIES
12414	GATEWAY COMPUTER STORE		\$157.49	2004	GOODS AND SUPPLIES
24138	GATEWAY COMPUTER STORE		\$98.50	2005	GOODS AND SUPPLIES
37864	GATEWAY SUPPLY CO INC		\$103.78	2003	GOODS AND SUPPLIES
29231	GATEWAY SUPPLY CO INC		\$490.45	2003	GOODS AND SUPPLIES
42365	GATEWAY SUPPLY CO INC		\$369.94	2005	GOODS AND SUPPLIES
29522	GATEWAY SUPPLY CO INC		\$30.96	2003	GOODS AND SUPPLIES
30365	GATEWAY SUPPLY CO INC		\$6.91	2003	GOODS AND SUPPLIES
39971	GATEWAY SUPPLY CO INC		\$34.29	2003	GOODS AND SUPPLIES
29117	GATEWAY SUPPLY CO INC		\$410.97	2003	GOODS AND SUPPLIES
30632	GATEWAY SUPPLY CO INC		\$370.32	2003	GOODS AND SUPPLIES
7876	GATEWAY SUPPLY CO INC		\$387.23	2004	GOODS AND SUPPLIES
5910	GATEWAY SUPPLY CO INC		\$433.00	2004	GOODS AND SUPPLIES
9576	GATEWAY SUPPLY CO INC		\$52.51	2004	GOODS AND SUPPLIES
5306	GATEWAY SUPPLY CO INC		\$419.73	2004	GOODS AND SUPPLIES
8249	GATEWAY SUPPLY CO INC		\$615.99	2004	GOODS AND SUPPLIES
8478	GATEWAY SUPPLY CO INC		\$124.07	2004	GOODS AND SUPPLIES
8479	GATEWAY SUPPLY CO INC		\$78.92	2004	GOODS AND SUPPLIES
4013	GATEWAY SUPPLY CO INC		\$59.58	2004	GOODS AND SUPPLIES
7843	GATEWAY SUPPLY CO INC		\$80.87	2004	GOODS AND SUPPLIES
12488	GATEWAY SUPPLY CO INC		\$363.45	2004	GOODS AND SUPPLIES
2973	GATEWAY SUPPLY CO INC		\$566.60	2004	GOODS AND SUPPLIES
4364	GATEWAY SUPPLY CO INC		\$106.70	2004	GOODS AND SUPPLIES
10822	GATEWAY SUPPLY CO INC		\$948.00	2004	GOODS AND SUPPLIES
12995	GATEWAY SUPPLY CO INC		\$1.78	2004	GOODS AND SUPPLIES
23616	GATEWAY SUPPLY CO INC		\$147.00	2005	GOODS AND SUPPLIES
22481	GATEWAY SUPPLY CO INC		\$79.00	2005	GOODS AND SUPPLIES
16680	GATEWAY SUPPLY CO INC		\$432.13	2005	GOODS AND SUPPLIES

GOODS AND SERVICES CONTRACTS

PURCHASE ORDER #	VENDOR NAME	ETHNICITY	AWARD AMOUNT	FY	BUSINESS CATEGORY
23890	GATEWAY SUPPLY CO INC		\$156.00	2005	GOODS AND SUPPLIES
19994	GATEWAY SUPPLY CO INC		\$77.68	2005	GOODS AND SUPPLIES
21807	GATEWAY SUPPLY CO INC		\$65.90	2005	GOODS AND SUPPLIES
21508	GATEWAY SUPPLY CO INC		\$78.75	2005	GOODS AND SUPPLIES
24389	GATEWAY SUPPLY CO INC		\$51.17	2005	GOODS AND SUPPLIES
18004	GATEWAY SUPPLY CO INC		\$184.78	2005	GOODS AND SUPPLIES
15230	GATEWAY SUPPLY CO INC		\$3,000.00	2005	GOODS AND SUPPLIES
28210	GATEWAY SUPPLY CO INC		\$103.61	2003	GOODS AND SUPPLIES
18895	GATEWAY SUPPLY CO INC		\$336.00	2005	GOODS AND SUPPLIES
26996	GATEWAY SUPPLY CO INC		\$818.94	2005	GOODS AND SUPPLIES
23705	GATEWAY SUPPLY CO INC		\$1,083.60	2005	GOODS AND SUPPLIES
25958	GATEWAY SUPPLY CO INC		\$263.05	2005	GOODS AND SUPPLIES
28095	GATEWAY SUPPLY CO INC		\$26.68	2003	GOODS AND SUPPLIES
24209	GATEWAY SUPPLY CO INC		\$67.12	2005	GOODS AND SUPPLIES
25150	GATEWAY SUPPLY CO INC		\$200.00	2005	GOODS AND SUPPLIES
3947	GATTIS PRO AUDIO INC		\$446.25	2004	GOODS AND SUPPLIES
27184	GATTIS PRO AUDIO INC		\$6,564.90	2005	GOODS AND SUPPLIES
14585	GATTIS PRO AUDIO INC		\$3,600.00	2004	GOODS AND SUPPLIES
39755	GENCO POOLS & SPAS OF COLUMBIA INC		\$91.73	2003	GOODS AND SUPPLIES
850	GENCO POOLS & SPAS OF COLUMBIA INC		\$223.73	2004	GOODS AND SUPPLIES
510	GENCO POOLS & SPAS OF COLUMBIA INC		\$274.03	2004	GOODS AND SUPPLIES
35468	GENERAL ARTS FLOORS INC		\$79.59	2003	GOODS AND SUPPLIES
37440	GENERAL ARTS FLOORS INC		\$98.17	2003	GOODS AND SUPPLIES
18009	GENERAL ARTS FLOORS INC		\$210.00	2005	GOODS AND SUPPLIES
35385	GENERAL JACK & GREASE GUN SERVICE INC		\$382.20	2003	GOODS AND SUPPLIES
30360	GENERAL JACK & GREASE GUN SERVICE INC		\$38.00	2003	GOODS AND SUPPLIES
31990	GENERAL JACK & GREASE GUN SERVICE INC		\$131.25	2003	GOODS AND SUPPLIES
38771	GENERAL JACK & GREASE GUN SERVICE INC		\$425.41	2003	GOODS AND SUPPLIES
39189	GENERAL JACK & GREASE GUN SERVICE INC		\$176.17	2003	GOODS AND SUPPLIES
42033	GENERAL JACK & GREASE GUN SERVICE INC		\$1,046.43	2005	GOODS AND SUPPLIES
42032	GENERAL JACK & GREASE GUN SERVICE INC		\$99.49	2005	GOODS AND SUPPLIES
33886	GENERAL JACK & GREASE GUN SERVICE INC		\$421.19	2003	GOODS AND SUPPLIES
34961	GENERAL JACK & GREASE GUN SERVICE INC		\$296.96	2003	GOODS AND SUPPLIES
37777	GENERAL JACK & GREASE GUN SERVICE INC		\$120.27	2003	GOODS AND SUPPLIES

GOODS AND SERVICES CONTRACTS

Appendix A

PURCHASE ORDER #	VENDOR NAME	ETHNICITY	AWARD AMOUNT	FY	BUSINESS CATEGORY
35713	GENERAL JACK & GREASE GUN SERVICE INC		\$29.40	2003	GOODS AND SUPPLIES
31507	GENERAL JACK & GREASE GUN SERVICE INC		\$756.23	2003	GOODS AND SUPPLIES
36277	GENERAL JACK & GREASE GUN SERVICE INC		\$36.75	2003	GOODS AND SUPPLIES
31787	GENERAL JACK & GREASE GUN SERVICE INC		\$498.16	2003	GOODS AND SUPPLIES
32430	GENERAL JACK & GREASE GUN SERVICE INC		\$93.93	2003	GOODS AND SUPPLIES
35892	GENERAL JACK & GREASE GUN SERVICE INC		\$576.99	2003	GOODS AND SUPPLIES
36586	GENERAL JACK & GREASE GUN SERVICE INC		\$226.94	2003	GOODS AND SUPPLIES
38773	GENERAL JACK & GREASE GUN SERVICE INC		\$23.63	2003	GOODS AND SUPPLIES
29774	GENERAL JACK & GREASE GUN SERVICE INC		\$341.40	2003	GOODS AND SUPPLIES
33296	GENERAL JACK & GREASE GUN SERVICE INC		\$390.86	2003	GOODS AND SUPPLIES
32899	GENERAL JACK & GREASE GUN SERVICE INC		\$59.68	2003	GOODS AND SUPPLIES
38790	GENERAL JACK & GREASE GUN SERVICE INC		\$215.75	2003	GOODS AND SUPPLIES
35986	GENERAL JACK & GREASE GUN SERVICE INC		\$288.61	2003	GOODS AND SUPPLIES
29293	GENERAL JACK & GREASE GUN SERVICE INC		\$427.23	2003	GOODS AND SUPPLIES
39593	GENERAL JACK & GREASE GUN SERVICE INC		\$226.51	2003	GOODS AND SUPPLIES
2358	GENERAL JACK & GREASE GUN SERVICE INC		\$5.04	2004	GOODS AND SUPPLIES
6312	GENERAL JACK & GREASE GUN SERVICE INC		\$349.32	2004	GOODS AND SUPPLIES
5881	GENERAL JACK & GREASE GUN SERVICE INC		\$18.72	2004	GOODS AND SUPPLIES
11186	GENERAL JACK & GREASE GUN SERVICE INC		\$513.96	2004	GOODS AND SUPPLIES
423	GENERAL JACK & GREASE GUN SERVICE INC		\$206.16	2004	GOODS AND SUPPLIES
9622	GENERAL JACK & GREASE GUN SERVICE INC		\$458.71	2004	GOODS AND SUPPLIES
7805	GENERAL JACK & GREASE GUN SERVICE INC		\$100.32	2004	GOODS AND SUPPLIES
3375	GENERAL JACK & GREASE GUN SERVICE INC		\$67.99	2004	GOODS AND SUPPLIES
7186	GENERAL JACK & GREASE GUN SERVICE INC		\$30.45	2004	GOODS AND SUPPLIES
6737	GENERAL JACK & GREASE GUN SERVICE INC		\$16.80	2004	GOODS AND SUPPLIES
5233	GENERAL JACK & GREASE GUN SERVICE INC		\$267.20	2004	GOODS AND SUPPLIES
10604	GENERAL JACK & GREASE GUN SERVICE INC		\$67.62	2004	GOODS AND SUPPLIES
5624	GENERAL JACK & GREASE GUN SERVICE INC		\$26.05	2004	GOODS AND SUPPLIES
2793	GENERAL JACK & GREASE GUN SERVICE INC		\$200.71	2004	GOODS AND SUPPLIES
18555	GENERAL JACK & GREASE GUN SERVICE INC		\$131.25	2005	GOODS AND SUPPLIES
25498	GENERAL JACK & GREASE GUN SERVICE INC		\$337.69	2005	GOODS AND SUPPLIES
18355	GENERAL JACK & GREASE GUN SERVICE INC		\$563.22	2005	GOODS AND SUPPLIES
19548	GENERAL JACK & GREASE GUN SERVICE INC		\$15.40	2005	GOODS AND SUPPLIES
19098	GENERAL JACK & GREASE GUN SERVICE INC		\$99.49	2005	GOODS AND SUPPLIES

GOODS AND SERVICES CONTRACTS

Appendix A

PURCHASE ORDER #	VENDOR NAME	ETHNICITY	AWARD AMOUNT	FY	BUSINESS CATEGORY
17617	GENERAL JACK & GREASE GUN SERVICE INC		\$117.97	2005	GOODS AND SUPPLIES
22275	GENERAL JACK & GREASE GUN SERVICE INC		\$172.94	2005	GOODS AND SUPPLIES
26671	GENERAL JACK & GREASE GUN SERVICE INC		\$45.17	2005	GOODS AND SUPPLIES
20528	GENERAL JACK & GREASE GUN SERVICE INC		\$1,104.30	2005	GOODS AND SUPPLIES
16518	GENERAL JACK & GREASE GUN SERVICE INC		\$145.05	2005	GOODS AND SUPPLIES
19219	GENERAL JACK & GREASE GUN SERVICE INC		\$25.65	2005	GOODS AND SUPPLIES
16657	GENERAL JACK & GREASE GUN SERVICE INC		\$593.25	2005	GOODS AND SUPPLIES
24516	GILCHRIST LANDSCAPING & PAINTING SERVICES		\$225.75	2005	GOODS AND SUPPLIES
17748	GLASS SHOP INC		\$273.60	2005	GOODS AND SUPPLIES
16888	GLASS SHOP INC		\$786.80	2005	GOODS AND SUPPLIES
31782	GOLF CAR CENTER		\$27.75	2003	GOODS AND SUPPLIES
37998	GOLF CAR CENTER		\$125.00	2003	GOODS AND SUPPLIES
30353	GOLF CAR CENTER		\$230.71	2003	GOODS AND SUPPLIES
35991	GOLF CAR CENTER		\$60.00	2003	GOODS AND SUPPLIES
4164	GOLF CAR CENTER		\$131.25	2004	GOODS AND SUPPLIES
4365	GOLF CAR CENTER		\$2.32	2004	GOODS AND SUPPLIES
2509	GOLF CAR CENTER		\$11.15	2004	GOODS AND SUPPLIES
446	GOLF CAR CENTER		\$736.92	2004	GOODS AND SUPPLIES
3416	GOLF CAR CENTER		\$200.00	2004	GOODS AND SUPPLIES
8992	GOLF CAR CENTER		\$411.34	2004	GOODS AND SUPPLIES
3377	GOLF CAR CENTER		\$257.25	2004	GOODS AND SUPPLIES
6316	GOLF CAR CENTER		\$25.77	2004	GOODS AND SUPPLIES
15515	GOLF CAR CENTER		\$300.00	2005	GOODS AND SUPPLIES
20401	GOLF CAR CENTER		\$87.95	2005	GOODS AND SUPPLIES
23638	GOLF CAR CENTER		\$185.15	2005	GOODS AND SUPPLIES
23947	GOLF CAR CENTER		\$155.85	2005	GOODS AND SUPPLIES
18709	GOLF CAR CENTER		\$20.18	2005	GOODS AND SUPPLIES
29015	GOLF CAR CENTER		\$168.00	2003	GOODS AND SUPPLIES
29672	GOODLETT EQUIPMENT INC		\$11,767.00	2003	GOODS AND SUPPLIES
42298	GOODLETT EQUIPMENT INC		\$218.36	2005	GOODS AND SUPPLIES
36283	GOODLETT EQUIPMENT INC		\$449.36	2003	GOODS AND SUPPLIES
41090	GOODLETT EQUIPMENT INC		\$10,886.40	2005	GOODS AND SUPPLIES
42225	GOODLETT EQUIPMENT INC		\$218.36	2005	GOODS AND SUPPLIES
41941	GOODLETT EQUIPMENT INC		\$14.18	2005	GOODS AND SUPPLIES

GOODS AND SERVICES CONTRACTS

Appendix A

PURCHASE ORDER #	VENDOR NAME	ETHNICITY	AWARD AMOUNT	FY	BUSINESS CATEGORY
39462	GOODLETT EQUIPMENT INC		\$495.00	2003	GOODS AND SUPPLIES
30390	GOODLETT EQUIPMENT INC		\$1,242.51	2003	GOODS AND SUPPLIES
9875	GOODLETT EQUIPMENT INC		\$1,104.00	2004	GOODS AND SUPPLIES
13292	GOODLETT EQUIPMENT INC		\$252.75	2004	GOODS AND SUPPLIES
11979	GOODLETT EQUIPMENT INC		\$71.57	2004	GOODS AND SUPPLIES
13198	GOODLETT EQUIPMENT INC		\$168.08	2004	GOODS AND SUPPLIES
12113	GOODLETT EQUIPMENT INC		\$129.42	2004	GOODS AND SUPPLIES
4163	GOODLETT EQUIPMENT INC		\$671.43	2004	GOODS AND SUPPLIES
10989	GOODLETT EQUIPMENT INC		\$191.57	2004	GOODS AND SUPPLIES
8208	GOODLETT EQUIPMENT INC		\$20.95	2004	GOODS AND SUPPLIES
12941	GOODLETT EQUIPMENT INC		\$85.00	2004	GOODS AND SUPPLIES
793	GOODLETT EQUIPMENT INC		\$200.00	2004	GOODS AND SUPPLIES
13799	GOODLETT EQUIPMENT INC		\$47.04	2004	GOODS AND SUPPLIES
10011	GOODLETT EQUIPMENT INC		\$5,269.95	2004	GOODS AND SUPPLIES
4484	GOODLETT EQUIPMENT INC		\$1,000.00	2004	GOODS AND SUPPLIES
1644	GOODLETT EQUIPMENT INC		\$200.00	2004	GOODS AND SUPPLIES
7812	GOODLETT EQUIPMENT INC		\$199.71	2004	GOODS AND SUPPLIES
11701	GOODLETT EQUIPMENT INC		\$61.95	2004	GOODS AND SUPPLIES
10456	GOODLETT EQUIPMENT INC		\$803.09	2004	GOODS AND SUPPLIES
8939	GOODLETT EQUIPMENT INC		\$101.45	2004	GOODS AND SUPPLIES
16152	GOODLETT EQUIPMENT INC		\$295.07	2005	GOODS AND SUPPLIES
20273	GOODLETT EQUIPMENT INC		\$84.17	2005	GOODS AND SUPPLIES
17256	GOODLETT EQUIPMENT INC		\$346.96	2005	GOODS AND SUPPLIES
19464	GOODLETT EQUIPMENT INC		\$124.00	2005	GOODS AND SUPPLIES
14230	GOODLETT EQUIPMENT INC		\$201.64	2004	GOODS AND SUPPLIES
18548	GOODLETT EQUIPMENT INC		\$315.84	2005	GOODS AND SUPPLIES
23166	GOODLETT EQUIPMENT INC		\$139.43	2005	GOODS AND SUPPLIES
14651	GOODLETT EQUIPMENT INC		\$15.25	2004	GOODS AND SUPPLIES
21268	GOODLETT EQUIPMENT INC		\$23.13	2005	GOODS AND SUPPLIES
21673	GOODLETT EQUIPMENT INC		\$2,954.70	2005	GOODS AND SUPPLIES
22123	GOODLETT EQUIPMENT INC		\$18.06	2005	GOODS AND SUPPLIES
20566	GOODLETT EQUIPMENT INC		\$140.30	2005	GOODS AND SUPPLIES
14913	GOODLETT EQUIPMENT INC		\$1,050.00	2005	GOODS AND SUPPLIES
24225	GOODLETT EQUIPMENT INC		\$1,050.00	2005	GOODS AND SUPPLIES

GOODS AND SERVICES CONTRACTS

Appendix A

PURCHASE ORDER #	VENDOR NAME	ETHNICITY	AWARD AMOUNT	FY	BUSINESS CATEGORY
17716	GOODLETT EQUIPMENT INC		\$1,050.00	2005	GOODS AND SUPPLIES
17635	GOODLETT EQUIPMENT INC		\$56.55	2005	GOODS AND SUPPLIES
25139	GOODLETT EQUIPMENT INC		\$337.29	2005	GOODS AND SUPPLIES
20820	GOODLETT EQUIPMENT INC		\$302.30	2005	GOODS AND SUPPLIES
26607	GOODLETT EQUIPMENT INC		\$1,600.20	2005	GOODS AND SUPPLIES
37004	GOWAN JOHNSON		\$2,620.30	2003	GOODS AND SUPPLIES
39791	GOWAN JOHNSON		\$1,560.00	2003	GOODS AND SUPPLIES
22663	GOWAN JOHNSON		\$685.00	2005	GOODS AND SUPPLIES
30960	GRAHL ELECTRIC SUPPLY CO INC		\$417.38	2003	GOODS AND SUPPLIES
37443	GRAHL ELECTRIC SUPPLY CO INC		\$973.27	2003	GOODS AND SUPPLIES
33648	GRAHL ELECTRIC SUPPLY CO INC		\$95.35	2003	GOODS AND SUPPLIES
40290	GRAHL ELECTRIC SUPPLY CO INC		\$115.16	2003	GOODS AND SUPPLIES
39917	GRAHL ELECTRIC SUPPLY CO INC		\$21.46	2003	GOODS AND SUPPLIES
42366	GRAHL ELECTRIC SUPPLY CO INC		\$221.08	2005	GOODS AND SUPPLIES
32755	GRAHL ELECTRIC SUPPLY CO INC		\$30.77	2003	GOODS AND SUPPLIES
37322	GRAHL ELECTRIC SUPPLY CO INC		\$341.21	2003	GOODS AND SUPPLIES
40149	GRAHL ELECTRIC SUPPLY CO INC		\$1,756.80	2003	GOODS AND SUPPLIES
29027	GRAHL ELECTRIC SUPPLY CO INC		\$2,566.43	2003	GOODS AND SUPPLIES
40345	GRAHL ELECTRIC SUPPLY CO INC		\$198.00	2003	GOODS AND SUPPLIES
32728	GRAHL ELECTRIC SUPPLY CO INC		\$129.26	2003	GOODS AND SUPPLIES
29232	GRAHL ELECTRIC SUPPLY CO INC		\$4,176.47	2003	GOODS AND SUPPLIES
32727	GRAHL ELECTRIC SUPPLY CO INC		\$85.45	2003	GOODS AND SUPPLIES
39906	GRAHL ELECTRIC SUPPLY CO INC		\$1,192.67	2003	GOODS AND SUPPLIES
29072	GRAHL ELECTRIC SUPPLY CO INC		\$383.72	2003	GOODS AND SUPPLIES
37505	GRAHL ELECTRIC SUPPLY CO INC		\$182.36	2003	GOODS AND SUPPLIES
32690	GRAHL ELECTRIC SUPPLY CO INC		\$241.92	2003	GOODS AND SUPPLIES
38864	GRAHL ELECTRIC SUPPLY CO INC		\$486.95	2003	GOODS AND SUPPLIES
36933	GRAHL ELECTRIC SUPPLY CO INC		\$109.40	2003	GOODS AND SUPPLIES
35054	GRAHL ELECTRIC SUPPLY CO INC		\$996.79	2003	GOODS AND SUPPLIES
33228	GRAHL ELECTRIC SUPPLY CO INC		\$551.25	2003	GOODS AND SUPPLIES
29090	GRAHL ELECTRIC SUPPLY CO INC		\$83.58	2003	GOODS AND SUPPLIES
32135	GRAHL ELECTRIC SUPPLY CO INC		\$44.52	2003	GOODS AND SUPPLIES
38707	GRAHL ELECTRIC SUPPLY CO INC		\$91.88	2003	GOODS AND SUPPLIES
32692	GRAHL ELECTRIC SUPPLY CO INC		\$109.67	2003	GOODS AND SUPPLIES

GOODS AND SERVICES CONTRACTS

Appendix A

PURCHASE ORDER #	VENDOR NAME	ETHNICITY	AWARD AMOUNT	FY	BUSINESS CATEGORY
35042	GRAHL ELECTRIC SUPPLY CO INC		\$600.36	2003	GOODS AND SUPPLIES
32197	GRAHL ELECTRIC SUPPLY CO INC		\$34.22	2003	GOODS AND SUPPLIES
31434	GRAHL ELECTRIC SUPPLY CO INC		\$53.46	2003	GOODS AND SUPPLIES
38753	GRAHL ELECTRIC SUPPLY CO INC		\$57.80	2003	GOODS AND SUPPLIES
42350	GRAHL ELECTRIC SUPPLY CO INC		\$351.55	2005	GOODS AND SUPPLIES
38700	GRAHL ELECTRIC SUPPLY CO INC		\$261.29	2003	GOODS AND SUPPLIES
30555	GRAHL ELECTRIC SUPPLY CO INC		\$421.76	2003	GOODS AND SUPPLIES
38449	GRAHL ELECTRIC SUPPLY CO INC		\$1,249.80	2003	GOODS AND SUPPLIES
33309	GRAHL ELECTRIC SUPPLY CO INC		\$60.02	2003	GOODS AND SUPPLIES
36875	GRAHL ELECTRIC SUPPLY CO INC		\$153.55	2003	GOODS AND SUPPLIES
33687	GRAHL ELECTRIC SUPPLY CO INC		\$260.99	2003	GOODS AND SUPPLIES
35487	GRAHL ELECTRIC SUPPLY CO INC		\$68.26	2003	GOODS AND SUPPLIES
38605	GRAHL ELECTRIC SUPPLY CO INC		\$476.28	2003	GOODS AND SUPPLIES
36446	GRAHL ELECTRIC SUPPLY CO INC		\$94.94	2003	GOODS AND SUPPLIES
36915	GRAHL ELECTRIC SUPPLY CO INC		\$2,089.45	2003	GOODS AND SUPPLIES
39071	GRAHL ELECTRIC SUPPLY CO INC		\$3,979.50	2003	GOODS AND SUPPLIES
36367	GRAHL ELECTRIC SUPPLY CO INC		\$39.36	2003	GOODS AND SUPPLIES
30753	GRAHL ELECTRIC SUPPLY CO INC		\$465.36	2003	GOODS AND SUPPLIES
30542	GRAHL ELECTRIC SUPPLY CO INC		\$433.31	2003	GOODS AND SUPPLIES
38450	GRAHL ELECTRIC SUPPLY CO INC		\$47.78	2003	GOODS AND SUPPLIES
34592	GRAHL ELECTRIC SUPPLY CO INC		\$499.49	2003	GOODS AND SUPPLIES
39775	GRAHL ELECTRIC SUPPLY CO INC		\$261.58	2003	GOODS AND SUPPLIES
33418	GRAHL ELECTRIC SUPPLY CO INC		\$213.95	2003	GOODS AND SUPPLIES
30878	GRAHL ELECTRIC SUPPLY CO INC		\$3,718.25	2003	GOODS AND SUPPLIES
41880	GRAHL ELECTRIC SUPPLY CO INC		\$79.80	2005	GOODS AND SUPPLIES
30590	GRAHL ELECTRIC SUPPLY CO INC		\$876.22	2003	GOODS AND SUPPLIES
33555	GRAHL ELECTRIC SUPPLY CO INC		\$139.55	2003	GOODS AND SUPPLIES
37984	GRAHL ELECTRIC SUPPLY CO INC		\$160.02	2003	GOODS AND SUPPLIES
37797	GRAHL ELECTRIC SUPPLY CO INC		\$117.18	2003	GOODS AND SUPPLIES
31709	GRAHL ELECTRIC SUPPLY CO INC		\$508.22	2003	GOODS AND SUPPLIES
29771	GRAHL ELECTRIC SUPPLY CO INC		\$109.49	2003	GOODS AND SUPPLIES
34705	GRAHL ELECTRIC SUPPLY CO INC		\$113.46	2003	GOODS AND SUPPLIES
36083	GRAHL ELECTRIC SUPPLY CO INC		\$209.42	2003	GOODS AND SUPPLIES
611	GRAHL ELECTRIC SUPPLY CO INC		\$5,248.95	2004	GOODS AND SUPPLIES

GOODS AND SERVICES CONTRACTS

Appendix A

PURCHASE ORDER #	VENDOR NAME	ETHNICITY	AWARD AMOUNT	FY	BUSINESS CATEGORY
8932	GRAHL ELECTRIC SUPPLY CO INC		\$171.99	2004	GOODS AND SUPPLIES
7331	GRAHL ELECTRIC SUPPLY CO INC		\$138.53	2004	GOODS AND SUPPLIES
968	GRAHL ELECTRIC SUPPLY CO INC		\$170.73	2004	GOODS AND SUPPLIES
4221	GRAHL ELECTRIC SUPPLY CO INC		\$38.64	2004	GOODS AND SUPPLIES
5197	GRAHL ELECTRIC SUPPLY CO INC		\$326.34	2004	GOODS AND SUPPLIES
7337	GRAHL ELECTRIC SUPPLY CO INC		\$486.95	2004	GOODS AND SUPPLIES
5303	GRAHL ELECTRIC SUPPLY CO INC		\$1,500.00	2004	GOODS AND SUPPLIES
6208	GRAHL ELECTRIC SUPPLY CO INC		\$2,500.00	2004	GOODS AND SUPPLIES
9197	GRAHL ELECTRIC SUPPLY CO INC		\$308.97	2004	GOODS AND SUPPLIES
11456	GRAHL ELECTRIC SUPPLY CO INC		\$1,100.00	2004	GOODS AND SUPPLIES
9478	GRAHL ELECTRIC SUPPLY CO INC		\$1,032.00	2004	GOODS AND SUPPLIES
6355	GRAHL ELECTRIC SUPPLY CO INC		\$94.87	2004	GOODS AND SUPPLIES
1775	GRAHL ELECTRIC SUPPLY CO INC		\$1,500.00	2004	GOODS AND SUPPLIES
4100	GRAHL ELECTRIC SUPPLY CO INC		\$800.00	2004	GOODS AND SUPPLIES
9115	GRAHL ELECTRIC SUPPLY CO INC		\$460.00	2004	GOODS AND SUPPLIES
4821	GRAHL ELECTRIC SUPPLY CO INC		\$485.00	2004	GOODS AND SUPPLIES
10049	GRAHL ELECTRIC SUPPLY CO INC		\$315.05	2004	GOODS AND SUPPLIES
2914	GRAHL ELECTRIC SUPPLY CO INC		\$492.68	2004	GOODS AND SUPPLIES
12103	GRAHL ELECTRIC SUPPLY CO INC		\$490.00	2004	GOODS AND SUPPLIES
1760	GRAHL ELECTRIC SUPPLY CO INC		\$411.56	2004	GOODS AND SUPPLIES
3292	GRAHL ELECTRIC SUPPLY CO INC		\$700.00	2004	GOODS AND SUPPLIES
3990	GRAHL ELECTRIC SUPPLY CO INC		\$64.07	2004	GOODS AND SUPPLIES
8802	GRAHL ELECTRIC SUPPLY CO INC		\$193.41	2004	GOODS AND SUPPLIES
11397	GRAHL ELECTRIC SUPPLY CO INC		\$74.34	2004	GOODS AND SUPPLIES
10675	GRAHL ELECTRIC SUPPLY CO INC		\$250.00	2004	GOODS AND SUPPLIES
3982	GRAHL ELECTRIC SUPPLY CO INC		\$57.71	2004	GOODS AND SUPPLIES
12082	GRAHL ELECTRIC SUPPLY CO INC		\$315.00	2004	GOODS AND SUPPLIES
4106	GRAHL ELECTRIC SUPPLY CO INC		\$1,010.00	2004	GOODS AND SUPPLIES
6847	GRAHL ELECTRIC SUPPLY CO INC		\$922.79	2004	GOODS AND SUPPLIES
1500	GRAHL ELECTRIC SUPPLY CO INC		\$184.80	2004	GOODS AND SUPPLIES
10585	GRAHL ELECTRIC SUPPLY CO INC		\$496.56	2004	GOODS AND SUPPLIES
8807	GRAHL ELECTRIC SUPPLY CO INC		\$313.00	2004	GOODS AND SUPPLIES
5964	GRAHL ELECTRIC SUPPLY CO INC		\$576.20	2004	GOODS AND SUPPLIES
8620	GRAHL ELECTRIC SUPPLY CO INC		\$75.29	2004	GOODS AND SUPPLIES

GOODS AND SERVICES CONTRACTS

Appendix A

PURCHASE ORDER #	VENDOR NAME	ETHNICITY	AWARD AMOUNT	FY	BUSINESS CATEGORY
6970	GRAHL ELECTRIC SUPPLY CO INC		\$147.05	2004	GOODS AND SUPPLIES
4529	GRAHL ELECTRIC SUPPLY CO INC		\$420.67	2004	GOODS AND SUPPLIES
12297	GRAHL ELECTRIC SUPPLY CO INC		\$208.36	2004	GOODS AND SUPPLIES
13045	GRAHL ELECTRIC SUPPLY CO INC		\$1,170.00	2004	GOODS AND SUPPLIES
4312	GRAHL ELECTRIC SUPPLY CO INC		\$271.92	2004	GOODS AND SUPPLIES
1384	GRAHL ELECTRIC SUPPLY CO INC		\$254.52	2004	GOODS AND SUPPLIES
10984	GRAHL ELECTRIC SUPPLY CO INC		\$115.19	2004	GOODS AND SUPPLIES
953	GRAHL ELECTRIC SUPPLY CO INC		\$99.75	2004	GOODS AND SUPPLIES
2790	GRAHL ELECTRIC SUPPLY CO INC		\$79.28	2004	GOODS AND SUPPLIES
3127	GRAHL ELECTRIC SUPPLY CO INC		\$424.94	2004	GOODS AND SUPPLIES
1253	GRAHL ELECTRIC SUPPLY CO INC		\$57.71	2004	GOODS AND SUPPLIES
8464	GRAHL ELECTRIC SUPPLY CO INC		\$235.00	2004	GOODS AND SUPPLIES
10349	GRAHL ELECTRIC SUPPLY CO INC		\$497.41	2004	GOODS AND SUPPLIES
524	GRAHL ELECTRIC SUPPLY CO INC		\$484.45	2004	GOODS AND SUPPLIES
12316	GRAHL ELECTRIC SUPPLY CO INC		\$399.00	2004	GOODS AND SUPPLIES
6810	GRAHL ELECTRIC SUPPLY CO INC		\$110.82	2004	GOODS AND SUPPLIES
12300	GRAHL ELECTRIC SUPPLY CO INC		\$167.00	2004	GOODS AND SUPPLIES
12699	GRAHL ELECTRIC SUPPLY CO INC		\$1,535.63	2004	GOODS AND SUPPLIES
8808	GRAHL ELECTRIC SUPPLY CO INC		\$1,032.00	2004	GOODS AND SUPPLIES
6067	GRAHL ELECTRIC SUPPLY CO INC		\$150.82	2004	GOODS AND SUPPLIES
12482	GRAHL ELECTRIC SUPPLY CO INC		\$448.27	2004	GOODS AND SUPPLIES
8126	GRAHL ELECTRIC SUPPLY CO INC		\$428.92	2004	GOODS AND SUPPLIES
3499	GRAHL ELECTRIC SUPPLY CO INC		\$700.00	2004	GOODS AND SUPPLIES
12481	GRAHL ELECTRIC SUPPLY CO INC		\$155.11	2004	GOODS AND SUPPLIES
9479	GRAHL ELECTRIC SUPPLY CO INC		\$1,032.00	2004	GOODS AND SUPPLIES
5294	GRAHL ELECTRIC SUPPLY CO INC		\$653.00	2004	GOODS AND SUPPLIES
12445	GRAHL ELECTRIC SUPPLY CO INC		\$143.34	2004	GOODS AND SUPPLIES
5293	GRAHL ELECTRIC SUPPLY CO INC		\$106.47	2004	GOODS AND SUPPLIES
12453	GRAHL ELECTRIC SUPPLY CO INC		\$292.57	2004	GOODS AND SUPPLIES
2505	GRAHL ELECTRIC SUPPLY CO INC		\$381.94	2004	GOODS AND SUPPLIES
7156	GRAHL ELECTRIC SUPPLY CO INC		\$110.82	2004	GOODS AND SUPPLIES
26350	GRAHL ELECTRIC SUPPLY CO INC		\$105.00	2005	GOODS AND SUPPLIES
14800	GRAHL ELECTRIC SUPPLY CO INC		\$2,302.65	2005	GOODS AND SUPPLIES
17681	GRAHL ELECTRIC SUPPLY CO INC		\$250.00	2005	GOODS AND SUPPLIES

GOODS AND SERVICES CONTRACTS

Appendix A

PURCHASE ORDER #	VENDOR NAME	ETHNICITY	AWARD AMOUNT	FY	BUSINESS CATEGORY
17689	GRAHL ELECTRIC SUPPLY CO INC		\$1,483.65	2005	GOODS AND SUPPLIES
23254	GRAHL ELECTRIC SUPPLY CO INC		\$1,000.00	2005	GOODS AND SUPPLIES
23078	GRAHL ELECTRIC SUPPLY CO INC		\$500.00	2005	GOODS AND SUPPLIES
25905	GRAHL ELECTRIC SUPPLY CO INC		\$270.41	2005	GOODS AND SUPPLIES
25819	GRAHL ELECTRIC SUPPLY CO INC		\$322.43	2005	GOODS AND SUPPLIES
28804	GRAHL ELECTRIC SUPPLY CO INC		\$68.04	2003	GOODS AND SUPPLIES
21595	GRAHL ELECTRIC SUPPLY CO INC		\$147.17	2005	GOODS AND SUPPLIES
17698	GRAHL ELECTRIC SUPPLY CO INC		\$453.65	2005	GOODS AND SUPPLIES
25922	GRAHL ELECTRIC SUPPLY CO INC		\$186.16	2005	GOODS AND SUPPLIES
14446	GRAHL ELECTRIC SUPPLY CO INC		\$472.50	2004	GOODS AND SUPPLIES
15517	GRAHL ELECTRIC SUPPLY CO INC		\$2,000.00	2005	GOODS AND SUPPLIES
29013	GRAHL ELECTRIC SUPPLY CO INC		\$959.64	2003	GOODS AND SUPPLIES
15294	GRAHL ELECTRIC SUPPLY CO INC		\$65.08	2005	GOODS AND SUPPLIES
19412	GRAHL ELECTRIC SUPPLY CO INC		\$500.00	2005	GOODS AND SUPPLIES
28215	GRAHL ELECTRIC SUPPLY CO INC		\$430.08	2003	GOODS AND SUPPLIES
19411	GRAHL ELECTRIC SUPPLY CO INC		\$262.13	2005	GOODS AND SUPPLIES
15997	GRAHL ELECTRIC SUPPLY CO INC		\$3,000.00	2005	GOODS AND SUPPLIES
26947	GRAHL ELECTRIC SUPPLY CO INC		\$131.23	2005	GOODS AND SUPPLIES
20094	GRAHL ELECTRIC SUPPLY CO INC		\$400.00	2005	GOODS AND SUPPLIES
20103	GRAHL ELECTRIC SUPPLY CO INC		\$434.20	2005	GOODS AND SUPPLIES
26610	GRAHL ELECTRIC SUPPLY CO INC		\$500.00	2005	GOODS AND SUPPLIES
19662	GRAHL ELECTRIC SUPPLY CO INC		\$337.67	2005	GOODS AND SUPPLIES
14387	GRAHL ELECTRIC SUPPLY CO INC		\$263.53	2004	GOODS AND SUPPLIES
22496	GRAHL ELECTRIC SUPPLY CO INC		\$1,000.00	2005	GOODS AND SUPPLIES
17699	GRAHL ELECTRIC SUPPLY CO INC		\$33.30	2005	GOODS AND SUPPLIES
25530	GRAHL ELECTRIC SUPPLY CO INC		\$977.13	2005	GOODS AND SUPPLIES
24449	GRAHL ELECTRIC SUPPLY CO INC		\$1,317.96	2005	GOODS AND SUPPLIES
17760	GRAHL ELECTRIC SUPPLY CO INC		\$180.15	2005	GOODS AND SUPPLIES
22678	GRAHL ELECTRIC SUPPLY CO INC		\$224.70	2005	GOODS AND SUPPLIES
21963	GRAHL ELECTRIC SUPPLY CO INC		\$500.00	2005	GOODS AND SUPPLIES
20494	GRAHL ELECTRIC SUPPLY CO INC		\$83.41	2005	GOODS AND SUPPLIES
25921	GRAHL ELECTRIC SUPPLY CO INC		\$188.06	2005	GOODS AND SUPPLIES
22337	GRAHL ELECTRIC SUPPLY CO INC		\$14.53	2005	GOODS AND SUPPLIES
19322	GRAHL ELECTRIC SUPPLY CO INC		\$248.45	2005	GOODS AND SUPPLIES

GOODS AND SERVICES CONTRACTS

Appendix A

PURCHASE ORDER #	VENDOR NAME	ETHNICITY	AWARD AMOUNT	FY	BUSINESS CATEGORY
20101	GRAHL ELECTRIC SUPPLY CO INC		\$233.97	2005	GOODS AND SUPPLIES
19123	GRAHL ELECTRIC SUPPLY CO INC		\$2,000.00	2005	GOODS AND SUPPLIES
15219	GRAHL ELECTRIC SUPPLY CO INC		\$2,000.00	2005	GOODS AND SUPPLIES
14050	GRAHL ELECTRIC SUPPLY CO INC		\$530.00	2004	GOODS AND SUPPLIES
22782	GRAHL ELECTRIC SUPPLY CO INC		\$50.86	2005	GOODS AND SUPPLIES
23551	GRAHL ELECTRIC SUPPLY CO INC		\$40.70	2005	GOODS AND SUPPLIES
21723	GRAHL ELECTRIC SUPPLY CO INC		\$497.53	2005	GOODS AND SUPPLIES
25019	GRAHL ELECTRIC SUPPLY CO INC		\$225.53	2005	GOODS AND SUPPLIES
22893	GRAHL ELECTRIC SUPPLY CO INC		\$651.42	2005	GOODS AND SUPPLIES
15177	GRAHL ELECTRIC SUPPLY CO INC		\$2,500.00	2005	GOODS AND SUPPLIES
24239	GRAHL ELECTRIC SUPPLY CO INC		\$412.44	2005	GOODS AND SUPPLIES
27251	GRAHL ELECTRIC SUPPLY CO INC		\$322.94	2005	GOODS AND SUPPLIES
19917	GRAHL ELECTRIC SUPPLY CO INC		\$2,525.36	2005	GOODS AND SUPPLIES
21885	GRAHL ELECTRIC SUPPLY CO INC		\$341.66	2005	GOODS AND SUPPLIES
22891	GRAHL ELECTRIC SUPPLY CO INC		\$850.51	2005	GOODS AND SUPPLIES
7256	GRAND RENTAL STATION		\$150.00	2004	GOODS AND SUPPLIES
28838	GRAND RENTAL STATION		\$54.08	2003	GOODS AND SUPPLIES
23062	GRAND RENTAL STATION		\$392.80	2005	GOODS AND SUPPLIES
3521	GRAPH ITTI SPORTSWEAR & SPECIALTY CO INC		\$402.68	2004	GOODS AND SUPPLIES
2740	GRAPH ITTI SPORTSWEAR & SPECIALTY CO INC		\$174.30	2004	GOODS AND SUPPLIES
27432	GRAPH ITTI SPORTSWEAR & SPECIALTY CO INC		\$400.00	2005	GOODS AND SUPPLIES
19902	GRAPH ITTI SPORTSWEAR & SPECIALTY CO INC		\$25.20	2005	GOODS AND SUPPLIES
14893	GRAPH ITTI SPORTSWEAR & SPECIALTY CO INC		\$514.50	2005	GOODS AND SUPPLIES
26066	GRAPH ITTI SPORTSWEAR & SPECIALTY CO INC		\$725.00	2005	GOODS AND SUPPLIES
35356	GREGORY ELECTRIC CO INC		\$487.94	2003	GOODS AND SUPPLIES
2960	GREGORY ELECTRIC CO INC		\$404.25	2004	GOODS AND SUPPLIES
1436	GREGORY ELECTRIC CO INC		\$1,071.00	2004	GOODS AND SUPPLIES
5136	GREGORY ELECTRIC CO INC		\$1,440.00	2004	GOODS AND SUPPLIES
8707	GREGORY ELECTRIC CO INC		\$719.25	2004	GOODS AND SUPPLIES
11096	GREGORY ELECTRIC CO INC		\$525.00	2004	GOODS AND SUPPLIES
2436	GREGORY ELECTRIC CO INC		\$1,016.40	2004	GOODS AND SUPPLIES
4357	GREGORY ELECTRIC CO INC		\$675.00	2004	GOODS AND SUPPLIES
7123	GREGORY ELECTRIC CO INC		\$985.00	2004	GOODS AND SUPPLIES
65	GREGORY ELECTRIC CO INC		\$685.00	2004	GOODS AND SUPPLIES

GOODS AND SERVICES CONTRACTS

Appendix A

PURCHASE ORDER #	VENDOR NAME	ETHNICITY	AWARD AMOUNT	FY	BUSINESS CATEGORY
2562	GREGORY ELECTRIC CO INC		\$262.50	2004	GOODS AND SUPPLIES
22022	GREGORY ELECTRIC CO INC		\$1,375.00	2005	GOODS AND SUPPLIES
24667	GREGORY ELECTRIC CO INC		\$850.00	2005	GOODS AND SUPPLIES
33084	GRICE MARKET INC		\$34.65	2003	GOODS AND SUPPLIES
843	GRICE MARKET INC		\$101.78	2004	GOODS AND SUPPLIES
7388	GRIMBALL COTTERILL & ASSOC	NONMINORITY MALE	\$80.88	2004	GOODS AND SUPPLIES
30519	GRITE GLASS CO	AFRICAN AMERICAN	\$1,239.67	2003	GOODS AND SUPPLIES
40515	GRITE GLASS CO	AFRICAN AMERICAN	\$782.15	2003	GOODS AND SUPPLIES
25496	GRITE GLASS CO	AFRICAN AMERICAN	\$175.00	2005	GOODS AND SUPPLIES
9141	GUARANTEED SUPPLY CO OF SOUTH CAROLINA INC		\$95.00	2004	GOODS AND SUPPLIES
31676	GUARDIAN FENCE SUPPLIERS OF SOUTH CAROLINA INC		\$10,725.65	2003	GOODS AND SUPPLIES
35485	GUARDIAN FENCE SUPPLIERS OF SOUTH CAROLINA INC		\$183.48	2003	GOODS AND SUPPLIES
31437	GUARDIAN FENCE SUPPLIERS OF SOUTH CAROLINA INC		\$153.50	2003	GOODS AND SUPPLIES
31381	GUARDIAN FENCE SUPPLIERS OF SOUTH CAROLINA INC		\$65.63	2003	GOODS AND SUPPLIES
36730	GUARDIAN FENCE SUPPLIERS OF SOUTH CAROLINA INC		\$108.50	2003	GOODS AND SUPPLIES
6809	GUARDIAN FENCE SUPPLIERS OF SOUTH CAROLINA INC		\$44.36	2004	GOODS AND SUPPLIES
10680	GUARDIAN FENCE SUPPLIERS OF SOUTH CAROLINA INC		\$84.00	2004	GOODS AND SUPPLIES
3776	GUARDIAN FENCE SUPPLIERS OF SOUTH CAROLINA INC		\$266.00	2004	GOODS AND SUPPLIES
12881	GUARDIAN FENCE SUPPLIERS OF SOUTH CAROLINA INC		\$1,690.33	2004	GOODS AND SUPPLIES
20912	GUARDIAN FENCE SUPPLIERS OF SOUTH CAROLINA INC		\$24.94	2005	GOODS AND SUPPLIES
37286	H & H OFFICE SOLUTIONS	NONMINORITY WOMEN	\$231.42	2003	GOODS AND SUPPLIES
32488	H & H OFFICE SOLUTIONS	NONMINORITY WOMEN	\$64.21	2003	GOODS AND SUPPLIES
32683	H & H OFFICE SOLUTIONS	NONMINORITY WOMEN	\$28.92	2003	GOODS AND SUPPLIES
33090	H & H OFFICE SOLUTIONS	NONMINORITY WOMEN	\$231.15	2003	GOODS AND SUPPLIES
38490	H & H OFFICE SOLUTIONS	NONMINORITY WOMEN	\$154.19	2003	GOODS AND SUPPLIES
36874	H & H OFFICE SOLUTIONS	NONMINORITY WOMEN	\$18.00	2003	GOODS AND SUPPLIES
33311	H & H OFFICE SOLUTIONS	NONMINORITY WOMEN	\$155.30	2003	GOODS AND SUPPLIES
32568	H & H OFFICE SOLUTIONS	NONMINORITY WOMEN	\$375.95	2003	GOODS AND SUPPLIES
33788	H & H OFFICE SOLUTIONS	NONMINORITY WOMEN	\$89.32	2003	GOODS AND SUPPLIES
36864	H & H OFFICE SOLUTIONS	NONMINORITY WOMEN	\$17.61	2003	GOODS AND SUPPLIES
33698	H & H OFFICE SOLUTIONS	NONMINORITY WOMEN	\$260.87	2003	GOODS AND SUPPLIES
36865	H & H OFFICE SOLUTIONS	NONMINORITY WOMEN	\$195.30	2003	GOODS AND SUPPLIES
33467	H & H OFFICE SOLUTIONS	NONMINORITY WOMEN	\$460.31	2003	GOODS AND SUPPLIES
33097	H & H OFFICE SOLUTIONS	NONMINORITY WOMEN	\$51.76	2003	GOODS AND SUPPLIES

GOODS AND SERVICES CONTRACTS

Appendix A

PURCHASE ORDER #	VENDOR NAME	ETHNICITY	AWARD AMOUNT	FY	BUSINESS CATEGORY
33091	H & H OFFICE SOLUTIONS	NONMINORITY WOMEN	\$52.22	2003	GOODS AND SUPPLIES
36842	H & H OFFICE SOLUTIONS	NONMINORITY WOMEN	\$334.80	2003	GOODS AND SUPPLIES
36858	H & H OFFICE SOLUTIONS	NONMINORITY WOMEN	\$130.89	2003	GOODS AND SUPPLIES
36973	H & H OFFICE SOLUTIONS	NONMINORITY WOMEN	\$49.45	2003	GOODS AND SUPPLIES
37751	H & H OFFICE SOLUTIONS	NONMINORITY WOMEN	\$266.24	2003	GOODS AND SUPPLIES
37729	H & H OFFICE SOLUTIONS	NONMINORITY WOMEN	\$327.08	2003	GOODS AND SUPPLIES
36843	H & H OFFICE SOLUTIONS	NONMINORITY WOMEN	\$83.70	2003	GOODS AND SUPPLIES
36859	H & H OFFICE SOLUTIONS	NONMINORITY WOMEN	\$275.06	2003	GOODS AND SUPPLIES
36663	H & H OFFICE SOLUTIONS	NONMINORITY WOMEN	\$84.71	2003	GOODS AND SUPPLIES
37249	H & H OFFICE SOLUTIONS	NONMINORITY WOMEN	\$350.70	2003	GOODS AND SUPPLIES
32480	H & H OFFICE SOLUTIONS	NONMINORITY WOMEN	\$46.94	2003	GOODS AND SUPPLIES
33598	H & H OFFICE SOLUTIONS	NONMINORITY WOMEN	\$43.75	2003	GOODS AND SUPPLIES
37833	H & H OFFICE SOLUTIONS	NONMINORITY WOMEN	\$188.29	2003	GOODS AND SUPPLIES
33350	H & H OFFICE SOLUTIONS	NONMINORITY WOMEN	\$542.59	2003	GOODS AND SUPPLIES
37776	H & H OFFICE SOLUTIONS	NONMINORITY WOMEN	\$348.83	2003	GOODS AND SUPPLIES
38166	H & H OFFICE SOLUTIONS	NONMINORITY WOMEN	\$612.59	2003	GOODS AND SUPPLIES
37656	H & H OFFICE SOLUTIONS	NONMINORITY WOMEN	\$18.44	2003	GOODS AND SUPPLIES
33691	H & H OFFICE SOLUTIONS	NONMINORITY WOMEN	\$550.06	2003	GOODS AND SUPPLIES
33266	H & H OFFICE SOLUTIONS	NONMINORITY WOMEN	\$167.58	2003	GOODS AND SUPPLIES
33516	H & H OFFICE SOLUTIONS	NONMINORITY WOMEN	\$201.73	2003	GOODS AND SUPPLIES
37530	H & H OFFICE SOLUTIONS	NONMINORITY WOMEN	\$290.90	2003	GOODS AND SUPPLIES
36809	H & H OFFICE SOLUTIONS	NONMINORITY WOMEN	\$96.78	2003	GOODS AND SUPPLIES
37925	H & H OFFICE SOLUTIONS	NONMINORITY WOMEN	\$14.69	2003	GOODS AND SUPPLIES
38359	H & H OFFICE SOLUTIONS	NONMINORITY WOMEN	\$113.75	2003	GOODS AND SUPPLIES
37531	H & H OFFICE SOLUTIONS	NONMINORITY WOMEN	\$81.85	2003	GOODS AND SUPPLIES
37926	H & H OFFICE SOLUTIONS	NONMINORITY WOMEN	\$355.47	2003	GOODS AND SUPPLIES
38358	H & H OFFICE SOLUTIONS	NONMINORITY WOMEN	\$96.92	2003	GOODS AND SUPPLIES
33523	H & H OFFICE SOLUTIONS	NONMINORITY WOMEN	\$76.86	2003	GOODS AND SUPPLIES
33121	H & H OFFICE SOLUTIONS	NONMINORITY WOMEN	\$334.80	2003	GOODS AND SUPPLIES
37660	H & H OFFICE SOLUTIONS	NONMINORITY WOMEN	\$73.42	2003	GOODS AND SUPPLIES
37328	H & H OFFICE SOLUTIONS	NONMINORITY WOMEN	\$2,366.34	2003	GOODS AND SUPPLIES
37316	H & H OFFICE SOLUTIONS	NONMINORITY WOMEN	\$282.90	2003	GOODS AND SUPPLIES
33203	H & H OFFICE SOLUTIONS	NONMINORITY WOMEN	\$100.80	2003	GOODS AND SUPPLIES
33644	H & H OFFICE SOLUTIONS	NONMINORITY WOMEN	\$98.45	2003	GOODS AND SUPPLIES

GOODS AND SERVICES CONTRACTS

Appendix A

PURCHASE ORDER #	VENDOR NAME	ETHNICITY	AWARD AMOUNT	FY	BUSINESS CATEGORY
37055	H & H OFFICE SOLUTIONS	NONMINORITY WOMEN	\$96.60	2003	GOODS AND SUPPLIES
33268	H & H OFFICE SOLUTIONS	NONMINORITY WOMEN	\$314.45	2003	GOODS AND SUPPLIES
38239	H & H OFFICE SOLUTIONS	NONMINORITY WOMEN	\$18.51	2003	GOODS AND SUPPLIES
33752	H & H OFFICE SOLUTIONS	NONMINORITY WOMEN	\$184.99	2003	GOODS AND SUPPLIES
34950	H & H OFFICE SOLUTIONS	NONMINORITY WOMEN	\$411.71	2003	GOODS AND SUPPLIES
37978	H & H OFFICE SOLUTIONS	NONMINORITY WOMEN	\$16.13	2003	GOODS AND SUPPLIES
37349	H & H OFFICE SOLUTIONS	NONMINORITY WOMEN	\$735.75	2003	GOODS AND SUPPLIES
33548	H & H OFFICE SOLUTIONS	NONMINORITY WOMEN	\$92.21	2003	GOODS AND SUPPLIES
37037	H & H OFFICE SOLUTIONS	NONMINORITY WOMEN	\$883.16	2003	GOODS AND SUPPLIES
33136	H & H OFFICE SOLUTIONS	NONMINORITY WOMEN	\$1,001.06	2003	GOODS AND SUPPLIES
38366	H & H OFFICE SOLUTIONS	NONMINORITY WOMEN	\$705.96	2003	GOODS AND SUPPLIES
33480	H & H OFFICE SOLUTIONS	NONMINORITY WOMEN	\$1,648.80	2003	GOODS AND SUPPLIES
36667	H & H OFFICE SOLUTIONS	NONMINORITY WOMEN	\$110.68	2003	GOODS AND SUPPLIES
33481	H & H OFFICE SOLUTIONS	NONMINORITY WOMEN	\$404.90	2003	GOODS AND SUPPLIES
33104	H & H OFFICE SOLUTIONS	NONMINORITY WOMEN	\$152.24	2003	GOODS AND SUPPLIES
32471	H & H OFFICE SOLUTIONS	NONMINORITY WOMEN	\$460.01	2003	GOODS AND SUPPLIES
37944	H & H OFFICE SOLUTIONS	NONMINORITY WOMEN	\$132.21	2003	GOODS AND SUPPLIES
32682	H & H OFFICE SOLUTIONS	NONMINORITY WOMEN	\$238.40	2003	GOODS AND SUPPLIES
33738	H & H OFFICE SOLUTIONS	NONMINORITY WOMEN	\$30.33	2003	GOODS AND SUPPLIES
37417	H & H OFFICE SOLUTIONS	NONMINORITY WOMEN	\$243.74	2003	GOODS AND SUPPLIES
37157	H & H OFFICE SOLUTIONS	NONMINORITY WOMEN	\$173.65	2003	GOODS AND SUPPLIES
38690	H & H OFFICE SOLUTIONS	NONMINORITY WOMEN	\$383.76	2003	GOODS AND SUPPLIES
33562	H & H OFFICE SOLUTIONS	NONMINORITY WOMEN	\$452.60	2003	GOODS AND SUPPLIES
37394	H & H OFFICE SOLUTIONS	NONMINORITY WOMEN	\$279.00	2003	GOODS AND SUPPLIES
37529	H & H OFFICE SOLUTIONS	NONMINORITY WOMEN	\$300.00	2003	GOODS AND SUPPLIES
32588	H & H OFFICE SOLUTIONS	NONMINORITY WOMEN	\$284.00	2003	GOODS AND SUPPLIES
37526	H & H OFFICE SOLUTIONS	NONMINORITY WOMEN	\$584.08	2003	GOODS AND SUPPLIES
37527	H & H OFFICE SOLUTIONS	NONMINORITY WOMEN	\$300.00	2003	GOODS AND SUPPLIES
37156	H & H OFFICE SOLUTIONS	NONMINORITY WOMEN	\$464.75	2003	GOODS AND SUPPLIES
37877	H & H OFFICE SOLUTIONS	NONMINORITY WOMEN	\$206.68	2003	GOODS AND SUPPLIES
37627	H & H OFFICE SOLUTIONS	NONMINORITY WOMEN	\$558.38	2003	GOODS AND SUPPLIES
38360	H & H OFFICE SOLUTIONS	NONMINORITY WOMEN	\$583.38	2003	GOODS AND SUPPLIES
37528	H & H OFFICE SOLUTIONS	NONMINORITY WOMEN	\$300.00	2003	GOODS AND SUPPLIES
33271	H & H OFFICE SOLUTIONS	NONMINORITY WOMEN	\$227.10	2003	GOODS AND SUPPLIES

GOODS AND SERVICES CONTRACTS

Appendix A

PURCHASE ORDER #	VENDOR NAME	ETHNICITY	AWARD AMOUNT	FY	BUSINESS CATEGORY
37606	H & H OFFICE SOLUTIONS	NONMINORITY WOMEN	\$403.73	2003	GOODS AND SUPPLIES
37694	H & H OFFICE SOLUTIONS	NONMINORITY WOMEN	\$429.95	2003	GOODS AND SUPPLIES
33272	H & H OFFICE SOLUTIONS	NONMINORITY WOMEN	\$71.00	2003	GOODS AND SUPPLIES
30485	H & H OFFICE SOLUTIONS	NONMINORITY WOMEN	\$186.86	2003	GOODS AND SUPPLIES
33895	H & H OFFICE SOLUTIONS	NONMINORITY WOMEN	\$51.09	2003	GOODS AND SUPPLIES
39469	H & H OFFICE SOLUTIONS	NONMINORITY WOMEN	\$219.99	2003	GOODS AND SUPPLIES
35444	H & H OFFICE SOLUTIONS	NONMINORITY WOMEN	\$364.22	2003	GOODS AND SUPPLIES
30308	H & H OFFICE SOLUTIONS	NONMINORITY WOMEN	\$93.81	2003	GOODS AND SUPPLIES
30405	H & H OFFICE SOLUTIONS	NONMINORITY WOMEN	\$319.42	2003	GOODS AND SUPPLIES
34109	H & H OFFICE SOLUTIONS	NONMINORITY WOMEN	\$396.39	2003	GOODS AND SUPPLIES
30409	H & H OFFICE SOLUTIONS	NONMINORITY WOMEN	\$130.20	2003	GOODS AND SUPPLIES
30459	H & H OFFICE SOLUTIONS	NONMINORITY WOMEN	\$407.78	2003	GOODS AND SUPPLIES
30477	H & H OFFICE SOLUTIONS	NONMINORITY WOMEN	\$37.69	2003	GOODS AND SUPPLIES
30090	H & H OFFICE SOLUTIONS	NONMINORITY WOMEN	\$195.06	2003	GOODS AND SUPPLIES
30484	H & H OFFICE SOLUTIONS	NONMINORITY WOMEN	\$144.61	2003	GOODS AND SUPPLIES
31844	H & H OFFICE SOLUTIONS	NONMINORITY WOMEN	\$413.88	2003	GOODS AND SUPPLIES
31731	H & H OFFICE SOLUTIONS	NONMINORITY WOMEN	\$88.68	2003	GOODS AND SUPPLIES
30506	H & H OFFICE SOLUTIONS	NONMINORITY WOMEN	\$260.75	2003	GOODS AND SUPPLIES
34183	H & H OFFICE SOLUTIONS	NONMINORITY WOMEN	\$1,500.00	2003	GOODS AND SUPPLIES
30507	H & H OFFICE SOLUTIONS	NONMINORITY WOMEN	\$63.20	2003	GOODS AND SUPPLIES
39642	H & H OFFICE SOLUTIONS	NONMINORITY WOMEN	\$46.00	2003	GOODS AND SUPPLIES
34588	H & H OFFICE SOLUTIONS	NONMINORITY WOMEN	\$386.19	2003	GOODS AND SUPPLIES
34567	H & H OFFICE SOLUTIONS	NONMINORITY WOMEN	\$473.87	2003	GOODS AND SUPPLIES
31632	H & H OFFICE SOLUTIONS	NONMINORITY WOMEN	\$129.19	2003	GOODS AND SUPPLIES
34566	H & H OFFICE SOLUTIONS	NONMINORITY WOMEN	\$1,192.96	2003	GOODS AND SUPPLIES
34532	H & H OFFICE SOLUTIONS	NONMINORITY WOMEN	\$577.62	2003	GOODS AND SUPPLIES
30483	H & H OFFICE SOLUTIONS	NONMINORITY WOMEN	\$111.78	2003	GOODS AND SUPPLIES
35360	H & H OFFICE SOLUTIONS	NONMINORITY WOMEN	\$300.00	2003	GOODS AND SUPPLIES
33929	H & H OFFICE SOLUTIONS	NONMINORITY WOMEN	\$565.00	2003	GOODS AND SUPPLIES
36419	H & H OFFICE SOLUTIONS	NONMINORITY WOMEN	\$407.08	2003	GOODS AND SUPPLIES
29932	H & H OFFICE SOLUTIONS	NONMINORITY WOMEN	\$76.40	2003	GOODS AND SUPPLIES
29933	H & H OFFICE SOLUTIONS	NONMINORITY WOMEN	\$168.90	2003	GOODS AND SUPPLIES
34759	H & H OFFICE SOLUTIONS	NONMINORITY WOMEN	\$560.55	2003	GOODS AND SUPPLIES
35349	H & H OFFICE SOLUTIONS	NONMINORITY WOMEN	\$41.98	2003	GOODS AND SUPPLIES

GOODS AND SERVICES CONTRACTS

Appendix A

PURCHASE ORDER #	VENDOR NAME	ETHNICITY	AWARD AMOUNT	FY	BUSINESS CATEGORY
35359	H & H OFFICE SOLUTIONS	NONMINORITY WOMEN	\$300.00	2003	GOODS AND SUPPLIES
33930	H & H OFFICE SOLUTIONS	NONMINORITY WOMEN	\$75.10	2003	GOODS AND SUPPLIES
39252	H & H OFFICE SOLUTIONS	NONMINORITY WOMEN	\$112.04	2003	GOODS AND SUPPLIES
31820	H & H OFFICE SOLUTIONS	NONMINORITY WOMEN	\$700.70	2003	GOODS AND SUPPLIES
33949	H & H OFFICE SOLUTIONS	NONMINORITY WOMEN	\$235.91	2003	GOODS AND SUPPLIES
30716	H & H OFFICE SOLUTIONS	NONMINORITY WOMEN	\$335.60	2003	GOODS AND SUPPLIES
35361	H & H OFFICE SOLUTIONS	NONMINORITY WOMEN	\$300.00	2003	GOODS AND SUPPLIES
33966	H & H OFFICE SOLUTIONS	NONMINORITY WOMEN	\$120.72	2003	GOODS AND SUPPLIES
35362	H & H OFFICE SOLUTIONS	NONMINORITY WOMEN	\$269.61	2003	GOODS AND SUPPLIES
39327	H & H OFFICE SOLUTIONS	NONMINORITY WOMEN	\$141.84	2003	GOODS AND SUPPLIES
39328	H & H OFFICE SOLUTIONS	NONMINORITY WOMEN	\$1,059.80	2003	GOODS AND SUPPLIES
35363	H & H OFFICE SOLUTIONS	NONMINORITY WOMEN	\$300.00	2003	GOODS AND SUPPLIES
35364	H & H OFFICE SOLUTIONS	NONMINORITY WOMEN	\$147.58	2003	GOODS AND SUPPLIES
34738	H & H OFFICE SOLUTIONS	NONMINORITY WOMEN	\$31.08	2003	GOODS AND SUPPLIES
31097	H & H OFFICE SOLUTIONS	NONMINORITY WOMEN	\$49.66	2003	GOODS AND SUPPLIES
31856	H & H OFFICE SOLUTIONS	NONMINORITY WOMEN	\$74.81	2003	GOODS AND SUPPLIES
33933	H & H OFFICE SOLUTIONS	NONMINORITY WOMEN	\$238.40	2003	GOODS AND SUPPLIES
35926	H & H OFFICE SOLUTIONS	NONMINORITY WOMEN	\$49.78	2003	GOODS AND SUPPLIES
34393	H & H OFFICE SOLUTIONS	NONMINORITY WOMEN	\$303.33	2003	GOODS AND SUPPLIES
40058	H & H OFFICE SOLUTIONS	NONMINORITY WOMEN	\$207.08	2003	GOODS AND SUPPLIES
34378	H & H OFFICE SOLUTIONS	NONMINORITY WOMEN	\$46.26	2003	GOODS AND SUPPLIES
40548	H & H OFFICE SOLUTIONS	NONMINORITY WOMEN	\$52.29	2003	GOODS AND SUPPLIES
40542	H & H OFFICE SOLUTIONS	NONMINORITY WOMEN	\$129.72	2003	GOODS AND SUPPLIES
40541	H & H OFFICE SOLUTIONS	NONMINORITY WOMEN	\$142.98	2003	GOODS AND SUPPLIES
40108	H & H OFFICE SOLUTIONS	NONMINORITY WOMEN	\$262.96	2003	GOODS AND SUPPLIES
40115	H & H OFFICE SOLUTIONS	NONMINORITY WOMEN	\$919.60	2003	GOODS AND SUPPLIES
35855	H & H OFFICE SOLUTIONS	NONMINORITY WOMEN	\$197.60	2003	GOODS AND SUPPLIES
30685	H & H OFFICE SOLUTIONS	NONMINORITY WOMEN	\$421.29	2003	GOODS AND SUPPLIES
40155	H & H OFFICE SOLUTIONS	NONMINORITY WOMEN	\$104.64	2003	GOODS AND SUPPLIES
30932	H & H OFFICE SOLUTIONS	NONMINORITY WOMEN	\$388.92	2003	GOODS AND SUPPLIES
35924	H & H OFFICE SOLUTIONS	NONMINORITY WOMEN	\$74.45	2003	GOODS AND SUPPLIES
35923	H & H OFFICE SOLUTIONS	NONMINORITY WOMEN	\$427.64	2003	GOODS AND SUPPLIES
31595	H & H OFFICE SOLUTIONS	NONMINORITY WOMEN	\$13.94	2003	GOODS AND SUPPLIES
40208	H & H OFFICE SOLUTIONS	NONMINORITY WOMEN	\$105.98	2003	GOODS AND SUPPLIES

GOODS AND SERVICES CONTRACTS

Appendix A

PURCHASE ORDER #	VENDOR NAME	ETHNICITY	AWARD AMOUNT	FY	BUSINESS CATEGORY
34307	H & H OFFICE SOLUTIONS	NONMINORITY WOMEN	\$512.96	2003	GOODS AND SUPPLIES
31123	H & H OFFICE SOLUTIONS	NONMINORITY WOMEN	\$92.03	2003	GOODS AND SUPPLIES
31146	H & H OFFICE SOLUTIONS	NONMINORITY WOMEN	\$320.53	2003	GOODS AND SUPPLIES
31160	H & H OFFICE SOLUTIONS	NONMINORITY WOMEN	\$52.25	2003	GOODS AND SUPPLIES
31227	H & H OFFICE SOLUTIONS	NONMINORITY WOMEN	\$56.49	2003	GOODS AND SUPPLIES
40316	H & H OFFICE SOLUTIONS	NONMINORITY WOMEN	\$68.90	2003	GOODS AND SUPPLIES
40480	H & H OFFICE SOLUTIONS	NONMINORITY WOMEN	\$195.00	2003	GOODS AND SUPPLIES
36063	H & H OFFICE SOLUTIONS	NONMINORITY WOMEN	\$100.47	2003	GOODS AND SUPPLIES
35376	H & H OFFICE SOLUTIONS	NONMINORITY WOMEN	\$320.73	2003	GOODS AND SUPPLIES
31613	H & H OFFICE SOLUTIONS	NONMINORITY WOMEN	\$83.70	2003	GOODS AND SUPPLIES
36105	H & H OFFICE SOLUTIONS	NONMINORITY WOMEN	\$61.98	2003	GOODS AND SUPPLIES
36088	H & H OFFICE SOLUTIONS	NONMINORITY WOMEN	\$179.81	2003	GOODS AND SUPPLIES
36087	H & H OFFICE SOLUTIONS	NONMINORITY WOMEN	\$404.26	2003	GOODS AND SUPPLIES
31577	H & H OFFICE SOLUTIONS	NONMINORITY WOMEN	\$83.75	2003	GOODS AND SUPPLIES
31524	H & H OFFICE SOLUTIONS	NONMINORITY WOMEN	\$69.93	2003	GOODS AND SUPPLIES
30768	H & H OFFICE SOLUTIONS	NONMINORITY WOMEN	\$56.58	2003	GOODS AND SUPPLIES
36074	H & H OFFICE SOLUTIONS	NONMINORITY WOMEN	\$20.52	2003	GOODS AND SUPPLIES
36073	H & H OFFICE SOLUTIONS	NONMINORITY WOMEN	\$378.37	2003	GOODS AND SUPPLIES
34406	H & H OFFICE SOLUTIONS	NONMINORITY WOMEN	\$90.08	2003	GOODS AND SUPPLIES
36064	H & H OFFICE SOLUTIONS	NONMINORITY WOMEN	\$295.06	2003	GOODS AND SUPPLIES
34407	H & H OFFICE SOLUTIONS	NONMINORITY WOMEN	\$79.00	2003	GOODS AND SUPPLIES
39871	H & H OFFICE SOLUTIONS	NONMINORITY WOMEN	\$503.11	2003	GOODS AND SUPPLIES
36062	H & H OFFICE SOLUTIONS	NONMINORITY WOMEN	\$371.72	2003	GOODS AND SUPPLIES
39972	H & H OFFICE SOLUTIONS	NONMINORITY WOMEN	\$30.00	2003	GOODS AND SUPPLIES
30859	H & H OFFICE SOLUTIONS	NONMINORITY WOMEN	\$43.50	2003	GOODS AND SUPPLIES
30860	H & H OFFICE SOLUTIONS	NONMINORITY WOMEN	\$29.28	2003	GOODS AND SUPPLIES
31452	H & H OFFICE SOLUTIONS	NONMINORITY WOMEN	\$139.07	2003	GOODS AND SUPPLIES
30864	H & H OFFICE SOLUTIONS	NONMINORITY WOMEN	\$123.76	2003	GOODS AND SUPPLIES
30899	H & H OFFICE SOLUTIONS	NONMINORITY WOMEN	\$96.96	2003	GOODS AND SUPPLIES
30900	H & H OFFICE SOLUTIONS	NONMINORITY WOMEN	\$89.02	2003	GOODS AND SUPPLIES
36108	H & H OFFICE SOLUTIONS	NONMINORITY WOMEN	\$105.43	2003	GOODS AND SUPPLIES
36065	H & H OFFICE SOLUTIONS	NONMINORITY WOMEN	\$363.07	2003	GOODS AND SUPPLIES
29348	H & H OFFICE SOLUTIONS	NONMINORITY WOMEN	\$322.80	2003	GOODS AND SUPPLIES
34799	H & H OFFICE SOLUTIONS	NONMINORITY WOMEN	\$50.11	2003	GOODS AND SUPPLIES

GOODS AND SERVICES CONTRACTS

Appendix A

PURCHASE ORDER #	VENDOR NAME	ETHNICITY	AWARD AMOUNT	FY	BUSINESS CATEGORY
35213	H & H OFFICE SOLUTIONS	NONMINORITY WOMEN	\$50.28	2003	GOODS AND SUPPLIES
35214	H & H OFFICE SOLUTIONS	NONMINORITY WOMEN	\$234.84	2003	GOODS AND SUPPLIES
35227	H & H OFFICE SOLUTIONS	NONMINORITY WOMEN	\$48.49	2003	GOODS AND SUPPLIES
36560	H & H OFFICE SOLUTIONS	NONMINORITY WOMEN	\$45.04	2003	GOODS AND SUPPLIES
36522	H & H OFFICE SOLUTIONS	NONMINORITY WOMEN	\$91.22	2003	GOODS AND SUPPLIES
35211	H & H OFFICE SOLUTIONS	NONMINORITY WOMEN	\$66.74	2003	GOODS AND SUPPLIES
39003	H & H OFFICE SOLUTIONS	NONMINORITY WOMEN	\$78.76	2003	GOODS AND SUPPLIES
35253	H & H OFFICE SOLUTIONS	NONMINORITY WOMEN	\$130.82	2003	GOODS AND SUPPLIES
33889	H & H OFFICE SOLUTIONS	NONMINORITY WOMEN	\$58.18	2003	GOODS AND SUPPLIES
32119	H & H OFFICE SOLUTIONS	NONMINORITY WOMEN	\$250.59	2003	GOODS AND SUPPLIES
33852	H & H OFFICE SOLUTIONS	NONMINORITY WOMEN	\$33.26	2003	GOODS AND SUPPLIES
29733	H & H OFFICE SOLUTIONS	NONMINORITY WOMEN	\$116.92	2003	GOODS AND SUPPLIES
35234	H & H OFFICE SOLUTIONS	NONMINORITY WOMEN	\$698.40	2003	GOODS AND SUPPLIES
29238	H & H OFFICE SOLUTIONS	NONMINORITY WOMEN	\$477.86	2003	GOODS AND SUPPLIES
32102	H & H OFFICE SOLUTIONS	NONMINORITY WOMEN	\$13.63	2003	GOODS AND SUPPLIES
29783	H & H OFFICE SOLUTIONS	NONMINORITY WOMEN	\$117.77	2003	GOODS AND SUPPLIES
29800	H & H OFFICE SOLUTIONS	NONMINORITY WOMEN	\$85.89	2003	GOODS AND SUPPLIES
29707	H & H OFFICE SOLUTIONS	NONMINORITY WOMEN	\$40.99	2003	GOODS AND SUPPLIES
32201	H & H OFFICE SOLUTIONS	NONMINORITY WOMEN	\$375.20	2003	GOODS AND SUPPLIES
29338	H & H OFFICE SOLUTIONS	NONMINORITY WOMEN	\$328.98	2003	GOODS AND SUPPLIES
29580	H & H OFFICE SOLUTIONS	NONMINORITY WOMEN	\$582.73	2003	GOODS AND SUPPLIES
29588	H & H OFFICE SOLUTIONS	NONMINORITY WOMEN	\$70.95	2003	GOODS AND SUPPLIES
29589	H & H OFFICE SOLUTIONS	NONMINORITY WOMEN	\$182.16	2003	GOODS AND SUPPLIES
29595	H & H OFFICE SOLUTIONS	NONMINORITY WOMEN	\$1,480.50	2003	GOODS AND SUPPLIES
38942	H & H OFFICE SOLUTIONS	NONMINORITY WOMEN	\$97.56	2003	GOODS AND SUPPLIES
29282	H & H OFFICE SOLUTIONS	NONMINORITY WOMEN	\$278.67	2003	GOODS AND SUPPLIES
35212	H & H OFFICE SOLUTIONS	NONMINORITY WOMEN	\$30.94	2003	GOODS AND SUPPLIES
29346	H & H OFFICE SOLUTIONS	NONMINORITY WOMEN	\$57.98	2003	GOODS AND SUPPLIES
32103	H & H OFFICE SOLUTIONS	NONMINORITY WOMEN	\$64.80	2003	GOODS AND SUPPLIES
38965	H & H OFFICE SOLUTIONS	NONMINORITY WOMEN	\$354.20	2003	GOODS AND SUPPLIES
38966	H & H OFFICE SOLUTIONS	NONMINORITY WOMEN	\$279.80	2003	GOODS AND SUPPLIES
38967	H & H OFFICE SOLUTIONS	NONMINORITY WOMEN	\$72.10	2003	GOODS AND SUPPLIES
38836	H & H OFFICE SOLUTIONS	NONMINORITY WOMEN	\$254.39	2003	GOODS AND SUPPLIES
29615	H & H OFFICE SOLUTIONS	NONMINORITY WOMEN	\$653.10	2003	GOODS AND SUPPLIES

GOODS AND SERVICES CONTRACTS

Appendix A

PURCHASE ORDER #	VENDOR NAME	ETHNICITY	AWARD AMOUNT	FY	BUSINESS CATEGORY
29578	H & H OFFICE SOLUTIONS	NONMINORITY WOMEN	\$557.82	2003	GOODS AND SUPPLIES
35185	H & H OFFICE SOLUTIONS	NONMINORITY WOMEN	\$167.53	2003	GOODS AND SUPPLIES
36499	H & H OFFICE SOLUTIONS	NONMINORITY WOMEN	\$106.20	2003	GOODS AND SUPPLIES
35127	H & H OFFICE SOLUTIONS	NONMINORITY WOMEN	\$491.66	2003	GOODS AND SUPPLIES
32027	H & H OFFICE SOLUTIONS	NONMINORITY WOMEN	\$21.74	2003	GOODS AND SUPPLIES
29844	H & H OFFICE SOLUTIONS	NONMINORITY WOMEN	\$94.17	2003	GOODS AND SUPPLIES
32054	H & H OFFICE SOLUTIONS	NONMINORITY WOMEN	\$30.31	2003	GOODS AND SUPPLIES
29408	H & H OFFICE SOLUTIONS	NONMINORITY WOMEN	\$28.80	2003	GOODS AND SUPPLIES
32101	H & H OFFICE SOLUTIONS	NONMINORITY WOMEN	\$238.84	2003	GOODS AND SUPPLIES
29860	H & H OFFICE SOLUTIONS	NONMINORITY WOMEN	\$247.20	2003	GOODS AND SUPPLIES
35275	H & H OFFICE SOLUTIONS	NONMINORITY WOMEN	\$367.80	2003	GOODS AND SUPPLIES
39101	H & H OFFICE SOLUTIONS	NONMINORITY WOMEN	\$430.80	2003	GOODS AND SUPPLIES
39141	H & H OFFICE SOLUTIONS	NONMINORITY WOMEN	\$66.70	2003	GOODS AND SUPPLIES
34935	H & H OFFICE SOLUTIONS	NONMINORITY WOMEN	\$1,002.93	2003	GOODS AND SUPPLIES
39156	H & H OFFICE SOLUTIONS	NONMINORITY WOMEN	\$28.79	2003	GOODS AND SUPPLIES
29859	H & H OFFICE SOLUTIONS	NONMINORITY WOMEN	\$675.00	2003	GOODS AND SUPPLIES
32017	H & H OFFICE SOLUTIONS	NONMINORITY WOMEN	\$555.24	2003	GOODS AND SUPPLIES
29871	H & H OFFICE SOLUTIONS	NONMINORITY WOMEN	\$158.22	2003	GOODS AND SUPPLIES
29873	H & H OFFICE SOLUTIONS	NONMINORITY WOMEN	\$67.69	2003	GOODS AND SUPPLIES
29885	H & H OFFICE SOLUTIONS	NONMINORITY WOMEN	\$188.98	2003	GOODS AND SUPPLIES
29886	H & H OFFICE SOLUTIONS	NONMINORITY WOMEN	\$276.92	2003	GOODS AND SUPPLIES
29887	H & H OFFICE SOLUTIONS	NONMINORITY WOMEN	\$341.13	2003	GOODS AND SUPPLIES
32012	H & H OFFICE SOLUTIONS	NONMINORITY WOMEN	\$118.13	2003	GOODS AND SUPPLIES
29931	H & H OFFICE SOLUTIONS	NONMINORITY WOMEN	\$143.30	2003	GOODS AND SUPPLIES
29379	H & H OFFICE SOLUTIONS	NONMINORITY WOMEN	\$526.69	2003	GOODS AND SUPPLIES
29862	H & H OFFICE SOLUTIONS	NONMINORITY WOMEN	\$37.76	2003	GOODS AND SUPPLIES
33835	H & H OFFICE SOLUTIONS	NONMINORITY WOMEN	\$187.61	2003	GOODS AND SUPPLIES
35048	H & H OFFICE SOLUTIONS	NONMINORITY WOMEN	\$48.22	2003	GOODS AND SUPPLIES
32186	H & H OFFICE SOLUTIONS	NONMINORITY WOMEN	\$50.88	2003	GOODS AND SUPPLIES
32100	H & H OFFICE SOLUTIONS	NONMINORITY WOMEN	\$227.03	2003	GOODS AND SUPPLIES
34931	H & H OFFICE SOLUTIONS	NONMINORITY WOMEN	\$468.85	2003	GOODS AND SUPPLIES
34795	H & H OFFICE SOLUTIONS	NONMINORITY WOMEN	\$61.90	2003	GOODS AND SUPPLIES
34787	H & H OFFICE SOLUTIONS	NONMINORITY WOMEN	\$108.12	2003	GOODS AND SUPPLIES
29198	H & H OFFICE SOLUTIONS	NONMINORITY WOMEN	\$289.75	2003	GOODS AND SUPPLIES

GOODS AND SERVICES CONTRACTS

Appendix A

PURCHASE ORDER #	VENDOR NAME	ETHNICITY	AWARD AMOUNT	FY	BUSINESS CATEGORY
34798	H & H OFFICE SOLUTIONS	NONMINORITY WOMEN	\$17.84	2003	GOODS AND SUPPLIES
5212	H & H OFFICE SOLUTIONS	NONMINORITY WOMEN	\$240.06	2004	GOODS AND SUPPLIES
5425	H & H OFFICE SOLUTIONS	NONMINORITY WOMEN	\$367.85	2004	GOODS AND SUPPLIES
11737	H & H OFFICE SOLUTIONS	NONMINORITY WOMEN	\$22.63	2004	GOODS AND SUPPLIES
4348	H & H OFFICE SOLUTIONS	NONMINORITY WOMEN	\$21.42	2004	GOODS AND SUPPLIES
9541	H & H OFFICE SOLUTIONS	NONMINORITY WOMEN	\$562.29	2004	GOODS AND SUPPLIES
217	H & H OFFICE SOLUTIONS	NONMINORITY WOMEN	\$8.38	2004	GOODS AND SUPPLIES
8255	H & H OFFICE SOLUTIONS	NONMINORITY WOMEN	\$250.00	2004	GOODS AND SUPPLIES
9525	H & H OFFICE SOLUTIONS	NONMINORITY WOMEN	\$237.86	2004	GOODS AND SUPPLIES
13726	H & H OFFICE SOLUTIONS	NONMINORITY WOMEN	\$120.23	2004	GOODS AND SUPPLIES
3729	H & H OFFICE SOLUTIONS	NONMINORITY WOMEN	\$500.00	2004	GOODS AND SUPPLIES
914	H & H OFFICE SOLUTIONS	NONMINORITY WOMEN	\$86.21	2004	GOODS AND SUPPLIES
12261	H & H OFFICE SOLUTIONS	NONMINORITY WOMEN	\$61.88	2004	GOODS AND SUPPLIES
8612	H & H OFFICE SOLUTIONS	NONMINORITY WOMEN	\$586.76	2004	GOODS AND SUPPLIES
1612	H & H OFFICE SOLUTIONS	NONMINORITY WOMEN	\$6.89	2004	GOODS AND SUPPLIES
12225	H & H OFFICE SOLUTIONS	NONMINORITY WOMEN	\$77.45	2004	GOODS AND SUPPLIES
8172	H & H OFFICE SOLUTIONS	NONMINORITY WOMEN	\$29.94	2004	GOODS AND SUPPLIES
11829	H & H OFFICE SOLUTIONS	NONMINORITY WOMEN	\$159.99	2004	GOODS AND SUPPLIES
11830	H & H OFFICE SOLUTIONS	NONMINORITY WOMEN	\$146.98	2004	GOODS AND SUPPLIES
10829	H & H OFFICE SOLUTIONS	NONMINORITY WOMEN	\$64.89	2004	GOODS AND SUPPLIES
3790	H & H OFFICE SOLUTIONS	NONMINORITY WOMEN	\$35.68	2004	GOODS AND SUPPLIES
9473	H & H OFFICE SOLUTIONS	NONMINORITY WOMEN	\$457.75	2004	GOODS AND SUPPLIES
10830	H & H OFFICE SOLUTIONS	NONMINORITY WOMEN	\$33.78	2004	GOODS AND SUPPLIES
279	H & H OFFICE SOLUTIONS	NONMINORITY WOMEN	\$306.87	2004	GOODS AND SUPPLIES
11672	H & H OFFICE SOLUTIONS	NONMINORITY WOMEN	\$645.33	2004	GOODS AND SUPPLIES
2657	H & H OFFICE SOLUTIONS	NONMINORITY WOMEN	\$341.14	2004	GOODS AND SUPPLIES
4498	H & H OFFICE SOLUTIONS	NONMINORITY WOMEN	\$129.65	2004	GOODS AND SUPPLIES
4486	H & H OFFICE SOLUTIONS	NONMINORITY WOMEN	\$234.63	2004	GOODS AND SUPPLIES
8441	H & H OFFICE SOLUTIONS	NONMINORITY WOMEN	\$258.99	2004	GOODS AND SUPPLIES
134	H & H OFFICE SOLUTIONS	NONMINORITY WOMEN	\$18.01	2004	GOODS AND SUPPLIES
11626	H & H OFFICE SOLUTIONS	NONMINORITY WOMEN	\$180.97	2004	GOODS AND SUPPLIES
10745	H & H OFFICE SOLUTIONS	NONMINORITY WOMEN	\$318.55	2004	GOODS AND SUPPLIES
2249	H & H OFFICE SOLUTIONS	NONMINORITY WOMEN	\$564.52	2004	GOODS AND SUPPLIES
6853	H & H OFFICE SOLUTIONS	NONMINORITY WOMEN	\$92.18	2004	GOODS AND SUPPLIES

GOODS AND SERVICES CONTRACTS

Appendix A

PURCHASE ORDER #	VENDOR NAME	ETHNICITY	AWARD AMOUNT	FY	BUSINESS CATEGORY
3565	H & H OFFICE SOLUTIONS	NONMINORITY WOMEN	\$2.14	2004	GOODS AND SUPPLIES
6858	H & H OFFICE SOLUTIONS	NONMINORITY WOMEN	\$549.86	2004	GOODS AND SUPPLIES
12184	H & H OFFICE SOLUTIONS	NONMINORITY WOMEN	\$248.06	2004	GOODS AND SUPPLIES
10849	H & H OFFICE SOLUTIONS	NONMINORITY WOMEN	\$32.63	2004	GOODS AND SUPPLIES
8605	H & H OFFICE SOLUTIONS	NONMINORITY WOMEN	\$276.15	2004	GOODS AND SUPPLIES
13881	H & H OFFICE SOLUTIONS	NONMINORITY WOMEN	\$400.00	2004	GOODS AND SUPPLIES
12290	H & H OFFICE SOLUTIONS	NONMINORITY WOMEN	\$27.96	2004	GOODS AND SUPPLIES
11246	H & H OFFICE SOLUTIONS	NONMINORITY WOMEN	\$31.67	2004	GOODS AND SUPPLIES
12286	H & H OFFICE SOLUTIONS	NONMINORITY WOMEN	\$315.00	2004	GOODS AND SUPPLIES
6948	H & H OFFICE SOLUTIONS	NONMINORITY WOMEN	\$58.23	2004	GOODS AND SUPPLIES
11608	H & H OFFICE SOLUTIONS	NONMINORITY WOMEN	\$57.24	2004	GOODS AND SUPPLIES
4369	H & H OFFICE SOLUTIONS	NONMINORITY WOMEN	\$11.62	2004	GOODS AND SUPPLIES
11863	H & H OFFICE SOLUTIONS	NONMINORITY WOMEN	\$283.15	2004	GOODS AND SUPPLIES
13887	H & H OFFICE SOLUTIONS	NONMINORITY WOMEN	\$129.05	2004	GOODS AND SUPPLIES
9680	H & H OFFICE SOLUTIONS	NONMINORITY WOMEN	\$136.98	2004	GOODS AND SUPPLIES
7515	H & H OFFICE SOLUTIONS	NONMINORITY WOMEN	\$328.62	2004	GOODS AND SUPPLIES
3356	H & H OFFICE SOLUTIONS	NONMINORITY WOMEN	\$420.00	2004	GOODS AND SUPPLIES
7754	H & H OFFICE SOLUTIONS	NONMINORITY WOMEN	\$140.38	2004	GOODS AND SUPPLIES
725	H & H OFFICE SOLUTIONS	NONMINORITY WOMEN	\$3.09	2004	GOODS AND SUPPLIES
1274	H & H OFFICE SOLUTIONS	NONMINORITY WOMEN	\$65.10	2004	GOODS AND SUPPLIES
7458	H & H OFFICE SOLUTIONS	NONMINORITY WOMEN	\$180.65	2004	GOODS AND SUPPLIES
4128	H & H OFFICE SOLUTIONS	NONMINORITY WOMEN	\$109.72	2004	GOODS AND SUPPLIES
4125	H & H OFFICE SOLUTIONS	NONMINORITY WOMEN	\$305.71	2004	GOODS AND SUPPLIES
7484	H & H OFFICE SOLUTIONS	NONMINORITY WOMEN	\$416.60	2004	GOODS AND SUPPLIES
7712	H & H OFFICE SOLUTIONS	NONMINORITY WOMEN	\$178.92	2004	GOODS AND SUPPLIES
362	H & H OFFICE SOLUTIONS	NONMINORITY WOMEN	\$76.21	2004	GOODS AND SUPPLIES
2247	H & H OFFICE SOLUTIONS	NONMINORITY WOMEN	\$147.00	2004	GOODS AND SUPPLIES
7511	H & H OFFICE SOLUTIONS	NONMINORITY WOMEN	\$70.38	2004	GOODS AND SUPPLIES
9364	H & H OFFICE SOLUTIONS	NONMINORITY WOMEN	\$972.82	2004	GOODS AND SUPPLIES
9120	H & H OFFICE SOLUTIONS	NONMINORITY WOMEN	\$14.82	2004	GOODS AND SUPPLIES
9129	H & H OFFICE SOLUTIONS	NONMINORITY WOMEN	\$183.75	2004	GOODS AND SUPPLIES
7575	H & H OFFICE SOLUTIONS	NONMINORITY WOMEN	\$462.51	2004	GOODS AND SUPPLIES
7580	H & H OFFICE SOLUTIONS	NONMINORITY WOMEN	\$37.85	2004	GOODS AND SUPPLIES
9132	H & H OFFICE SOLUTIONS	NONMINORITY WOMEN	\$54.10	2004	GOODS AND SUPPLIES

GOODS AND SERVICES CONTRACTS

Appendix A

PURCHASE ORDER #	VENDOR NAME	ETHNICITY	AWARD AMOUNT	FY	BUSINESS CATEGORY
7588	H & H OFFICE SOLUTIONS	NONMINORITY WOMEN	\$95.05	2004	GOODS AND SUPPLIES
9211	H & H OFFICE SOLUTIONS	NONMINORITY WOMEN	\$15.69	2004	GOODS AND SUPPLIES
9736	H & H OFFICE SOLUTIONS	NONMINORITY WOMEN	\$422.29	2004	GOODS AND SUPPLIES
2692	H & H OFFICE SOLUTIONS	NONMINORITY WOMEN	\$79.99	2004	GOODS AND SUPPLIES
1277	H & H OFFICE SOLUTIONS	NONMINORITY WOMEN	\$132.50	2004	GOODS AND SUPPLIES
11417	H & H OFFICE SOLUTIONS	NONMINORITY WOMEN	\$155.78	2004	GOODS AND SUPPLIES
7297	H & H OFFICE SOLUTIONS	NONMINORITY WOMEN	\$129.95	2004	GOODS AND SUPPLIES
3791	H & H OFFICE SOLUTIONS	NONMINORITY WOMEN	\$697.10	2004	GOODS AND SUPPLIES
746	H & H OFFICE SOLUTIONS	NONMINORITY WOMEN	\$247.70	2004	GOODS AND SUPPLIES
11900	H & H OFFICE SOLUTIONS	NONMINORITY WOMEN	\$499.00	2004	GOODS AND SUPPLIES
8928	H & H OFFICE SOLUTIONS	NONMINORITY WOMEN	\$281.88	2004	GOODS AND SUPPLIES
3223	H & H OFFICE SOLUTIONS	NONMINORITY WOMEN	\$76.21	2004	GOODS AND SUPPLIES
3225	H & H OFFICE SOLUTIONS	NONMINORITY WOMEN	\$76.27	2004	GOODS AND SUPPLIES
7924	H & H OFFICE SOLUTIONS	NONMINORITY WOMEN	\$290.07	2004	GOODS AND SUPPLIES
7276	H & H OFFICE SOLUTIONS	NONMINORITY WOMEN	\$12.79	2004	GOODS AND SUPPLIES
7277	H & H OFFICE SOLUTIONS	NONMINORITY WOMEN	\$29.49	2004	GOODS AND SUPPLIES
3453	H & H OFFICE SOLUTIONS	NONMINORITY WOMEN	\$83.90	2004	GOODS AND SUPPLIES
11385	H & H OFFICE SOLUTIONS	NONMINORITY WOMEN	\$179.45	2004	GOODS AND SUPPLIES
7886	H & H OFFICE SOLUTIONS	NONMINORITY WOMEN	\$136.13	2004	GOODS AND SUPPLIES
7779	H & H OFFICE SOLUTIONS	NONMINORITY WOMEN	\$405.37	2004	GOODS AND SUPPLIES
12151	H & H OFFICE SOLUTIONS	NONMINORITY WOMEN	\$44.68	2004	GOODS AND SUPPLIES
4218	H & H OFFICE SOLUTIONS	NONMINORITY WOMEN	\$3,600.00	2004	GOODS AND SUPPLIES
8960	H & H OFFICE SOLUTIONS	NONMINORITY WOMEN	\$157.50	2004	GOODS AND SUPPLIES
8961	H & H OFFICE SOLUTIONS	NONMINORITY WOMEN	\$137.62	2004	GOODS AND SUPPLIES
13655	H & H OFFICE SOLUTIONS	NONMINORITY WOMEN	\$382.67	2004	GOODS AND SUPPLIES
13667	H & H OFFICE SOLUTIONS	NONMINORITY WOMEN	\$71.23	2004	GOODS AND SUPPLIES
7816	H & H OFFICE SOLUTIONS	NONMINORITY WOMEN	\$17.51	2004	GOODS AND SUPPLIES
7361	H & H OFFICE SOLUTIONS	NONMINORITY WOMEN	\$95.51	2004	GOODS AND SUPPLIES
7790	H & H OFFICE SOLUTIONS	NONMINORITY WOMEN	\$811.84	2004	GOODS AND SUPPLIES
7377	H & H OFFICE SOLUTIONS	NONMINORITY WOMEN	\$160.33	2004	GOODS AND SUPPLIES
9133	H & H OFFICE SOLUTIONS	NONMINORITY WOMEN	\$94.53	2004	GOODS AND SUPPLIES
7280	H & H OFFICE SOLUTIONS	NONMINORITY WOMEN	\$353.86	2004	GOODS AND SUPPLIES
11129	H & H OFFICE SOLUTIONS	NONMINORITY WOMEN	\$242.35	2004	GOODS AND SUPPLIES
6705	H & H OFFICE SOLUTIONS	NONMINORITY WOMEN	\$220.15	2004	GOODS AND SUPPLIES

GOODS AND SERVICES CONTRACTS

Appendix A

PURCHASE ORDER #	VENDOR NAME	ETHNICITY	AWARD AMOUNT	FY	BUSINESS CATEGORY
6364	H & H OFFICE SOLUTIONS	NONMINORITY WOMEN	\$86.79	2004	GOODS AND SUPPLIES
5997	H & H OFFICE SOLUTIONS	NONMINORITY WOMEN	\$338.70	2004	GOODS AND SUPPLIES
5521	H & H OFFICE SOLUTIONS	NONMINORITY WOMEN	\$59.98	2004	GOODS AND SUPPLIES
12375	H & H OFFICE SOLUTIONS	NONMINORITY WOMEN	\$75.60	2004	GOODS AND SUPPLIES
1452	H & H OFFICE SOLUTIONS	NONMINORITY WOMEN	\$445.20	2004	GOODS AND SUPPLIES
12716	H & H OFFICE SOLUTIONS	NONMINORITY WOMEN	\$241.85	2004	GOODS AND SUPPLIES
5981	H & H OFFICE SOLUTIONS	NONMINORITY WOMEN	\$99.29	2004	GOODS AND SUPPLIES
29	H & H OFFICE SOLUTIONS	NONMINORITY WOMEN	\$19.69	2004	GOODS AND SUPPLIES
5489	H & H OFFICE SOLUTIONS	NONMINORITY WOMEN	\$63.42	2004	GOODS AND SUPPLIES
9737	H & H OFFICE SOLUTIONS	NONMINORITY WOMEN	\$17.26	2004	GOODS AND SUPPLIES
12608	H & H OFFICE SOLUTIONS	NONMINORITY WOMEN	\$272.62	2004	GOODS AND SUPPLIES
6361	H & H OFFICE SOLUTIONS	NONMINORITY WOMEN	\$284.58	2004	GOODS AND SUPPLIES
4764	H & H OFFICE SOLUTIONS	NONMINORITY WOMEN	\$472.71	2004	GOODS AND SUPPLIES
10909	H & H OFFICE SOLUTIONS	NONMINORITY WOMEN	\$84.82	2004	GOODS AND SUPPLIES
6694	H & H OFFICE SOLUTIONS	NONMINORITY WOMEN	\$115.82	2004	GOODS AND SUPPLIES
5950	H & H OFFICE SOLUTIONS	NONMINORITY WOMEN	\$24.38	2004	GOODS AND SUPPLIES
10213	H & H OFFICE SOLUTIONS	NONMINORITY WOMEN	\$260.11	2004	GOODS AND SUPPLIES
2992	H & H OFFICE SOLUTIONS	NONMINORITY WOMEN	\$407.35	2004	GOODS AND SUPPLIES
6083	H & H OFFICE SOLUTIONS	NONMINORITY WOMEN	\$513.97	2004	GOODS AND SUPPLIES
6048	H & H OFFICE SOLUTIONS	NONMINORITY WOMEN	\$348.73	2004	GOODS AND SUPPLIES
5513	H & H OFFICE SOLUTIONS	NONMINORITY WOMEN	\$313.95	2004	GOODS AND SUPPLIES
12937	H & H OFFICE SOLUTIONS	NONMINORITY WOMEN	\$70.23	2004	GOODS AND SUPPLIES
6510	H & H OFFICE SOLUTIONS	NONMINORITY WOMEN	\$248.84	2004	GOODS AND SUPPLIES
6360	H & H OFFICE SOLUTIONS	NONMINORITY WOMEN	\$292.94	2004	GOODS AND SUPPLIES
6488	H & H OFFICE SOLUTIONS	NONMINORITY WOMEN	\$157.50	2004	GOODS AND SUPPLIES
3099	H & H OFFICE SOLUTIONS	NONMINORITY WOMEN	\$347.93	2004	GOODS AND SUPPLIES
6152	H & H OFFICE SOLUTIONS	NONMINORITY WOMEN	\$219.68	2004	GOODS AND SUPPLIES
12329	H & H OFFICE SOLUTIONS	NONMINORITY WOMEN	\$289.46	2004	GOODS AND SUPPLIES
6153	H & H OFFICE SOLUTIONS	NONMINORITY WOMEN	\$534.10	2004	GOODS AND SUPPLIES
6156	H & H OFFICE SOLUTIONS	NONMINORITY WOMEN	\$17.35	2004	GOODS AND SUPPLIES
13284	H & H OFFICE SOLUTIONS	NONMINORITY WOMEN	\$121.71	2004	GOODS AND SUPPLIES
5754	H & H OFFICE SOLUTIONS	NONMINORITY WOMEN	\$481.15	2004	GOODS AND SUPPLIES
11113	H & H OFFICE SOLUTIONS	NONMINORITY WOMEN	\$406.04	2004	GOODS AND SUPPLIES
467	H & H OFFICE SOLUTIONS	NONMINORITY WOMEN	\$7.85	2004	GOODS AND SUPPLIES

GOODS AND SERVICES CONTRACTS

Appendix A

PURCHASE ORDER #	VENDOR NAME	ETHNICITY	AWARD AMOUNT	FY	BUSINESS CATEGORY
12938	H & H OFFICE SOLUTIONS	NONMINORITY WOMEN	\$51.24	2004	GOODS AND SUPPLIES
4938	H & H OFFICE SOLUTIONS	NONMINORITY WOMEN	\$279.41	2004	GOODS AND SUPPLIES
12334	H & H OFFICE SOLUTIONS	NONMINORITY WOMEN	\$338.39	2004	GOODS AND SUPPLIES
4877	H & H OFFICE SOLUTIONS	NONMINORITY WOMEN	\$578.72	2004	GOODS AND SUPPLIES
10039	H & H OFFICE SOLUTIONS	NONMINORITY WOMEN	\$199.02	2004	GOODS AND SUPPLIES
2286	H & H OFFICE SOLUTIONS	NONMINORITY WOMEN	\$241.14	2004	GOODS AND SUPPLIES
5548	H & H OFFICE SOLUTIONS	NONMINORITY WOMEN	\$29.28	2004	GOODS AND SUPPLIES
6202	H & H OFFICE SOLUTIONS	NONMINORITY WOMEN	\$9.19	2004	GOODS AND SUPPLIES
5999	H & H OFFICE SOLUTIONS	NONMINORITY WOMEN	\$805.76	2004	GOODS AND SUPPLIES
13228	H & H OFFICE SOLUTIONS	NONMINORITY WOMEN	\$52.85	2004	GOODS AND SUPPLIES
11114	H & H OFFICE SOLUTIONS	NONMINORITY WOMEN	\$176.54	2004	GOODS AND SUPPLIES
6602	H & H OFFICE SOLUTIONS	NONMINORITY WOMEN	\$16.38	2004	GOODS AND SUPPLIES
10233	H & H OFFICE SOLUTIONS	NONMINORITY WOMEN	\$339.75	2004	GOODS AND SUPPLIES
6739	H & H OFFICE SOLUTIONS	NONMINORITY WOMEN	\$1,094.77	2004	GOODS AND SUPPLIES
13852	H & H OFFICE SOLUTIONS	NONMINORITY WOMEN	\$741.31	2004	GOODS AND SUPPLIES
16043	H & H OFFICE SOLUTIONS	NONMINORITY WOMEN	\$182.86	2005	GOODS AND SUPPLIES
14270	H & H OFFICE SOLUTIONS	NONMINORITY WOMEN	\$60.10	2004	GOODS AND SUPPLIES
17020	H & H OFFICE SOLUTIONS	NONMINORITY WOMEN	\$155.91	2005	GOODS AND SUPPLIES
17126	H & H OFFICE SOLUTIONS	NONMINORITY WOMEN	\$49.95	2005	GOODS AND SUPPLIES
14273	H & H OFFICE SOLUTIONS	NONMINORITY WOMEN	\$173.15	2004	GOODS AND SUPPLIES
14782	H & H OFFICE SOLUTIONS	NONMINORITY WOMEN	\$225.75	2005	GOODS AND SUPPLIES
19719	H & H OFFICE SOLUTIONS	NONMINORITY WOMEN	\$43.89	2005	GOODS AND SUPPLIES
18409	H & H OFFICE SOLUTIONS	NONMINORITY WOMEN	\$186.24	2005	GOODS AND SUPPLIES
18095	H & H OFFICE SOLUTIONS	NONMINORITY WOMEN	\$499.16	2005	GOODS AND SUPPLIES
18096	H & H OFFICE SOLUTIONS	NONMINORITY WOMEN	\$80.29	2005	GOODS AND SUPPLIES
17108	H & H OFFICE SOLUTIONS	NONMINORITY WOMEN	\$668.57	2005	GOODS AND SUPPLIES
14272	H & H OFFICE SOLUTIONS	NONMINORITY WOMEN	\$179.52	2004	GOODS AND SUPPLIES
18945	H & H OFFICE SOLUTIONS	NONMINORITY WOMEN	\$130.20	2005	GOODS AND SUPPLIES
17449	H & H OFFICE SOLUTIONS	NONMINORITY WOMEN	\$57.80	2005	GOODS AND SUPPLIES
15479	H & H OFFICE SOLUTIONS	NONMINORITY WOMEN	\$765.29	2005	GOODS AND SUPPLIES
17499	H & H OFFICE SOLUTIONS	NONMINORITY WOMEN	\$456.98	2005	GOODS AND SUPPLIES
16660	H & H OFFICE SOLUTIONS	NONMINORITY WOMEN	\$49.01	2005	GOODS AND SUPPLIES
15998	H & H OFFICE SOLUTIONS	NONMINORITY WOMEN	\$79.17	2005	GOODS AND SUPPLIES
17765	H & H OFFICE SOLUTIONS	NONMINORITY WOMEN	\$57.50	2005	GOODS AND SUPPLIES

GOODS AND SERVICES CONTRACTS

Appendix A

PURCHASE ORDER #	VENDOR NAME	ETHNICITY	AWARD AMOUNT	FY	BUSINESS CATEGORY
15377	H & H OFFICE SOLUTIONS	NONMINORITY WOMEN	\$500.00	2005	GOODS AND SUPPLIES
18944	H & H OFFICE SOLUTIONS	NONMINORITY WOMEN	\$44.03	2005	GOODS AND SUPPLIES
17745	H & H OFFICE SOLUTIONS	NONMINORITY WOMEN	\$23.71	2005	GOODS AND SUPPLIES
15704	H & H OFFICE SOLUTIONS	NONMINORITY WOMEN	\$437.37	2005	GOODS AND SUPPLIES
17861	H & H OFFICE SOLUTIONS	NONMINORITY WOMEN	\$554.39	2005	GOODS AND SUPPLIES
14093	H & H OFFICE SOLUTIONS	NONMINORITY WOMEN	\$87.32	2004	GOODS AND SUPPLIES
14105	H & H OFFICE SOLUTIONS	NONMINORITY WOMEN	\$130.20	2004	GOODS AND SUPPLIES
18946	H & H OFFICE SOLUTIONS	NONMINORITY WOMEN	\$130.16	2005	GOODS AND SUPPLIES
16602	H & H OFFICE SOLUTIONS	NONMINORITY WOMEN	\$212.83	2005	GOODS AND SUPPLIES
17188	H & H OFFICE SOLUTIONS	NONMINORITY WOMEN	\$41.86	2005	GOODS AND SUPPLIES
14975	H & H OFFICE SOLUTIONS	NONMINORITY WOMEN	\$116.55	2005	GOODS AND SUPPLIES
14114	H & H OFFICE SOLUTIONS	NONMINORITY WOMEN	\$254.36	2004	GOODS AND SUPPLIES
17189	H & H OFFICE SOLUTIONS	NONMINORITY WOMEN	\$207.46	2005	GOODS AND SUPPLIES
15784	H & H OFFICE SOLUTIONS	NONMINORITY WOMEN	\$91.39	2005	GOODS AND SUPPLIES
28514	H & H OFFICE SOLUTIONS	NONMINORITY WOMEN	\$23.47	2005	GOODS AND SUPPLIES
14136	H & H OFFICE SOLUTIONS	NONMINORITY WOMEN	\$375.01	2004	GOODS AND SUPPLIES
17560	H & H OFFICE SOLUTIONS	NONMINORITY WOMEN	\$475.72	2005	GOODS AND SUPPLIES
35708	HAMMOND METAL FABRICATORS INC		\$282.49	2003	GOODS AND SUPPLIES
37237	HANCOCK BUICK CO OF COLUMBIA HANCOCK MOTORS		\$66.92	2003	GOODS AND SUPPLIES
42156	HANCOCK BUICK CO OF COLUMBIA HANCOCK MOTORS		\$402.80	2005	GOODS AND SUPPLIES
20112	HANCOCK BUICK CO OF COLUMBIA HANCOCK MOTORS		\$24.10	2005	GOODS AND SUPPLIES
34618	HANCOCK MACHINE SHOP		\$218.00	2003	GOODS AND SUPPLIES
35682	HANCOCK MACHINE SHOP		\$498.75	2003	GOODS AND SUPPLIES
33762	HANCOCK MACHINE SHOP		\$286.25	2003	GOODS AND SUPPLIES
31496	HANCOCK MACHINE SHOP		\$486.00	2003	GOODS AND SUPPLIES
33751	HANCOCK MACHINE SHOP		\$498.33	2003	GOODS AND SUPPLIES
31488	HANCOCK MACHINE SHOP		\$321.30	2003	GOODS AND SUPPLIES
29764	HANCOCK MACHINE SHOP		\$68.80	2003	GOODS AND SUPPLIES
37285	HANCOCK MACHINE SHOP		\$290.00	2003	GOODS AND SUPPLIES
33761	HANCOCK MACHINE SHOP		\$420.00	2003	GOODS AND SUPPLIES
40012	HANCOCK MACHINE SHOP		\$464.10	2003	GOODS AND SUPPLIES
39668	HANCOCK MACHINE SHOP		\$195.00	2003	GOODS AND SUPPLIES
30094	HANCOCK MACHINE SHOP		\$229.50	2003	GOODS AND SUPPLIES
30709	HANCOCK MACHINE SHOP		\$153.00	2003	GOODS AND SUPPLIES

GOODS AND SERVICES CONTRACTS

Appendix A

PURCHASE ORDER #	VENDOR NAME	ETHNICITY	AWARD AMOUNT	FY	BUSINESS CATEGORY
39667	HANCOCK MACHINE SHOP		\$400.00	2003	GOODS AND SUPPLIES
39666	HANCOCK MACHINE SHOP		\$131.25	2003	GOODS AND SUPPLIES
32648	HANCOCK MACHINE SHOP		\$498.33	2003	GOODS AND SUPPLIES
33312	HANCOCK MACHINE SHOP		\$420.00	2003	GOODS AND SUPPLIES
3496	HANCOCK MACHINE SHOP		\$700.00	2004	GOODS AND SUPPLIES
11756	HANCOCK MACHINE SHOP		\$63.00	2004	GOODS AND SUPPLIES
13625	HANCOCK MACHINE SHOP		\$231.00	2004	GOODS AND SUPPLIES
3293	HANCOCK MACHINE SHOP		\$700.00	2004	GOODS AND SUPPLIES
9509	HANCOCK MACHINE SHOP		\$487.04	2004	GOODS AND SUPPLIES
12475	HANCOCK MACHINE SHOP		\$114.66	2004	GOODS AND SUPPLIES
5321	HANCOCK MACHINE SHOP		\$1,050.00	2004	GOODS AND SUPPLIES
5632	HANCOCK MACHINE SHOP		\$57.00	2004	GOODS AND SUPPLIES
11458	HANCOCK MACHINE SHOP		\$487.20	2004	GOODS AND SUPPLIES
4776	HANCOCK MACHINE SHOP		\$79.80	2004	GOODS AND SUPPLIES
1451	HANCOCK MACHINE SHOP		\$609.00	2004	GOODS AND SUPPLIES
6295	HANCOCK MACHINE SHOP		\$178.06	2004	GOODS AND SUPPLIES
8533	HANCOCK MACHINE SHOP		\$70.00	2004	GOODS AND SUPPLIES
3263	HANCOCK MACHINE SHOP		\$35.00	2004	GOODS AND SUPPLIES
13036	HANCOCK MACHINE SHOP		\$380.36	2004	GOODS AND SUPPLIES
9798	HANCOCK MACHINE SHOP		\$282.85	2004	GOODS AND SUPPLIES
10720	HANCOCK MACHINE SHOP		\$244.76	2004	GOODS AND SUPPLIES
12573	HANCOCK MACHINE SHOP		\$127.05	2004	GOODS AND SUPPLIES
4542	HANCOCK MACHINE SHOP		\$315.00	2004	GOODS AND SUPPLIES
2236	HANCOCK MACHINE SHOP		\$74.55	2004	GOODS AND SUPPLIES
10083	HANCOCK MACHINE SHOP		\$482.50	2004	GOODS AND SUPPLIES
12990	HANCOCK MACHINE SHOP		\$502.95	2004	GOODS AND SUPPLIES
9800	HANCOCK MACHINE SHOP		\$27.56	2004	GOODS AND SUPPLIES
18869	HANCOCK MACHINE SHOP		\$472.50	2005	GOODS AND SUPPLIES
28998	HANCOCK MACHINE SHOP		\$536.60	2003	GOODS AND SUPPLIES
20717	HANCOCK MACHINE SHOP		\$400.87	2005	GOODS AND SUPPLIES
21562	HANCOCK MACHINE SHOP		\$275.63	2005	GOODS AND SUPPLIES
18034	HANCOCK MACHINE SHOP		\$640.50	2005	GOODS AND SUPPLIES
15506	HANCOCK MACHINE SHOP		\$700.00	2005	GOODS AND SUPPLIES
15518	HANCOCK MACHINE SHOP		\$700.00	2005	GOODS AND SUPPLIES

GOODS AND SERVICES CONTRACTS

Appendix A

PURCHASE ORDER #	VENDOR NAME	ETHNICITY	AWARD AMOUNT	FY	BUSINESS CATEGORY
19764	HANCOCK MACHINE SHOP		\$1,155.00	2005	GOODS AND SUPPLIES
23117	HANCOCK MACHINE SHOP		\$525.00	2005	GOODS AND SUPPLIES
21166	HANCOCK MACHINE SHOP		\$458.06	2005	GOODS AND SUPPLIES
21167	HANCOCK MACHINE SHOP		\$481.95	2005	GOODS AND SUPPLIES
22661	HANCOCK MACHINE SHOP		\$138.60	2005	GOODS AND SUPPLIES
21438	HANCOCK MACHINE SHOP		\$332.33	2005	GOODS AND SUPPLIES
18171	HANCOCK MACHINE SHOP		\$439.00	2005	GOODS AND SUPPLIES
19924	HANCOCK MACHINE SHOP		\$309.75	2005	GOODS AND SUPPLIES
21434	HANCOCK MACHINE SHOP		\$31.50	2005	GOODS AND SUPPLIES
18726	HANCOCK MACHINE SHOP		\$52.50	2005	GOODS AND SUPPLIES
34205	HANDY, N B		\$492.00	2003	GOODS AND SUPPLIES
32274	HANDY, N B		\$409.00	2003	GOODS AND SUPPLIES
40281	HANDY, N B		\$273.50	2003	GOODS AND SUPPLIES
39264	HANDY, N B		\$110.88	2003	GOODS AND SUPPLIES
31653	HANDY, N B		\$158.01	2003	GOODS AND SUPPLIES
38745	HANDY, N B		\$111.51	2003	GOODS AND SUPPLIES
34718	HANDY, N B		\$164.93	2003	GOODS AND SUPPLIES
29280	HANDY, N B		\$29.23	2003	GOODS AND SUPPLIES
30958	HANDY, N B		\$30.05	2003	GOODS AND SUPPLIES
37879	HANDY, N B		\$258.77	2003	GOODS AND SUPPLIES
31811	HANDY, N B		\$309.96	2003	GOODS AND SUPPLIES
13209	HANDY, N B		\$176.90	2004	GOODS AND SUPPLIES
17016	HANDY, N B		\$320.29	2005	GOODS AND SUPPLIES
17478	HANDY, N B		\$321.00	2005	GOODS AND SUPPLIES
28121	HANDY, N B		\$105.46	2003	GOODS AND SUPPLIES
23960	HANDY, N B		\$487.99	2005	GOODS AND SUPPLIES
9939	HANGER BRACE & BOOT INC		\$157.50	2004	GOODS AND SUPPLIES
11070	HANGER BRACE & BOOT INC		\$165.38	2004	GOODS AND SUPPLIES
22603	HANGER BRACE & BOOT INC		\$165.38	2005	GOODS AND SUPPLIES
16548	HANGER BRACE & BOOT INC		\$350.18	2005	GOODS AND SUPPLIES
41089	HANSON BRICK CORP		\$105.84	2004	GOODS AND SUPPLIES
3750	HANSON BRICK CORP		\$162.97	2004	GOODS AND SUPPLIES
145	HANSON BRICK CORP		\$162.97	2004	GOODS AND SUPPLIES
10832	HANSON BRICK CORP		\$168.00	2004	GOODS AND SUPPLIES

GOODS AND SERVICES CONTRACTS

Appendix A

PURCHASE ORDER #	VENDOR NAME	ETHNICITY	AWARD AMOUNT	FY	BUSINESS CATEGORY
2832	HANSON BRICK CORP		\$267.00	2004	GOODS AND SUPPLIES
21812	HANSON BRICK CORP		\$148.48	2005	GOODS AND SUPPLIES
3734	HAPPY BOOKSELLER		\$222.84	2004	GOODS AND SUPPLIES
30980	HARDAWAY CONCRETE CO INC		\$4,689.41	2003	GOODS AND SUPPLIES
31048	HARDAWAY CONCRETE CO INC		\$4,667.29	2005	GOODS AND SUPPLIES
34924	HARDAWAY CONCRETE CO INC		\$4,301.01	2003	GOODS AND SUPPLIES
29257	HARDAWAY CONCRETE CO INC		\$4,817.56	2003	GOODS AND SUPPLIES
38078	HARDAWAY CONCRETE CO INC		\$4,044.62	2003	GOODS AND SUPPLIES
38079	HARDAWAY CONCRETE CO INC		\$3,927.46	2003	GOODS AND SUPPLIES
29248	HARDAWAY CONCRETE CO INC		\$4,424.94	2003	GOODS AND SUPPLIES
40415	HARDAWAY CONCRETE CO INC		\$1,805.68	2003	GOODS AND SUPPLIES
40414	HARDAWAY CONCRETE CO INC		\$3,672.88	2003	GOODS AND SUPPLIES
34325	HARDAWAY CONCRETE CO INC		\$2,251.53	2003	GOODS AND SUPPLIES
29119	HARDAWAY CONCRETE CO INC		\$320.50	2003	GOODS AND SUPPLIES
34322	HARDAWAY CONCRETE CO INC		\$4,476.91	2003	GOODS AND SUPPLIES
29251	HARDAWAY CONCRETE CO INC		\$4,252.44	2003	GOODS AND SUPPLIES
37773	HARDAWAY CONCRETE CO INC		\$4,965.98	2003	GOODS AND SUPPLIES
30675	HARDAWAY CONCRETE CO INC		\$2,017.50	2003	GOODS AND SUPPLIES
41802	HARDAWAY CONCRETE CO INC		\$4,725.00	2005	GOODS AND SUPPLIES
30412	HARDAWAY CONCRETE CO INC		\$4,321.00	2003	GOODS AND SUPPLIES
41214	HARDAWAY CONCRETE CO INC		\$7,928.80	2005	GOODS AND SUPPLIES
37790	HARDAWAY CONCRETE CO INC		\$108.41	2003	GOODS AND SUPPLIES
33275	HARDAWAY CONCRETE CO INC		\$4,413.51	2003	GOODS AND SUPPLIES
32873	HARDAWAY CONCRETE CO INC		\$1,357.72	2003	GOODS AND SUPPLIES
41284	HARDAWAY CONCRETE CO INC		\$1,450.00	2005	GOODS AND SUPPLIES
30602	HARDAWAY CONCRETE CO INC		\$145.24	2003	GOODS AND SUPPLIES
34321	HARDAWAY CONCRETE CO INC		\$1,222.40	2003	GOODS AND SUPPLIES
37704	HARDAWAY CONCRETE CO INC		\$4,461.00	2003	GOODS AND SUPPLIES
29856	HARDAWAY CONCRETE CO INC		\$924.06	2003	GOODS AND SUPPLIES
41391	HARDAWAY CONCRETE CO INC		\$2,150.00	2005	GOODS AND SUPPLIES
35346	HARDAWAY CONCRETE CO INC		\$4,397.24	2003	GOODS AND SUPPLIES
41361	HARDAWAY CONCRETE CO INC		\$9,000.00	2005	GOODS AND SUPPLIES
30084	HARDAWAY CONCRETE CO INC		\$1,732.78	2003	GOODS AND SUPPLIES
35154	HARDAWAY CONCRETE CO INC		\$4,813.50	2003	GOODS AND SUPPLIES

GOODS AND SERVICES CONTRACTS

Appendix A

PURCHASE ORDER #	VENDOR NAME	ETHNICITY	AWARD AMOUNT	FY	BUSINESS CATEGORY
37036	HARDAWAY CONCRETE CO INC		\$4,449.65	2003	GOODS AND SUPPLIES
35083	HARDAWAY CONCRETE CO INC		\$269.00	2003	GOODS AND SUPPLIES
41999	HARDAWAY CONCRETE CO INC		\$7,875.00	2005	GOODS AND SUPPLIES
30793	HARDAWAY CONCRETE CO INC		\$1,922.87	2003	GOODS AND SUPPLIES
33196	HARDAWAY CONCRETE CO INC		\$4,902.13	2003	GOODS AND SUPPLIES
30792	HARDAWAY CONCRETE CO INC		\$635.78	2003	GOODS AND SUPPLIES
34589	HARDAWAY CONCRETE CO INC		\$4,915.74	2003	GOODS AND SUPPLIES
30773	HARDAWAY CONCRETE CO INC		\$7,708.13	2003	GOODS AND SUPPLIES
34923	HARDAWAY CONCRETE CO INC		\$4,207.76	2003	GOODS AND SUPPLIES
37060	HARDAWAY CONCRETE CO INC		\$4,304.52	2003	GOODS AND SUPPLIES
37934	HARDAWAY CONCRETE CO INC		\$462.40	2003	GOODS AND SUPPLIES
33173	HARDAWAY CONCRETE CO INC		\$4,891.61	2003	GOODS AND SUPPLIES
33172	HARDAWAY CONCRETE CO INC		\$2,465.40	2003	GOODS AND SUPPLIES
30673	HARDAWAY CONCRETE CO INC		\$4,859.17	2003	GOODS AND SUPPLIES
30621	HARDAWAY CONCRETE CO INC		\$4,766.48	2003	GOODS AND SUPPLIES
30790	HARDAWAY CONCRETE CO INC		\$4,152.67	2003	GOODS AND SUPPLIES
38886	HARDAWAY CONCRETE CO INC		\$4,832.11	2003	GOODS AND SUPPLIES
40078	HARDAWAY CONCRETE CO INC		\$3,948.33	2003	GOODS AND SUPPLIES
40077	HARDAWAY CONCRETE CO INC		\$4,860.16	2003	GOODS AND SUPPLIES
31559	HARDAWAY CONCRETE CO INC		\$4,832.54	2003	GOODS AND SUPPLIES
40057	HARDAWAY CONCRETE CO INC		\$491.08	2003	GOODS AND SUPPLIES
32600	HARDAWAY CONCRETE CO INC		\$4,399.35	2003	GOODS AND SUPPLIES
33735	HARDAWAY CONCRETE CO INC		\$4,927.30	2003	GOODS AND SUPPLIES
40049	HARDAWAY CONCRETE CO INC		\$127.10	2003	GOODS AND SUPPLIES
31667	HARDAWAY CONCRETE CO INC		\$1,281.74	2003	GOODS AND SUPPLIES
38820	HARDAWAY CONCRETE CO INC		\$4,503.98	2003	GOODS AND SUPPLIES
38615	HARDAWAY CONCRETE CO INC		\$299.25	2003	GOODS AND SUPPLIES
32231	HARDAWAY CONCRETE CO INC		\$201.60	2003	GOODS AND SUPPLIES
39360	HARDAWAY CONCRETE CO INC		\$223.25	2003	GOODS AND SUPPLIES
39725	HARDAWAY CONCRETE CO INC		\$1,475.26	2003	GOODS AND SUPPLIES
38821	HARDAWAY CONCRETE CO INC		\$4,522.85	2003	GOODS AND SUPPLIES
33880	HARDAWAY CONCRETE CO INC		\$4,382.13	2003	GOODS AND SUPPLIES
31502	HARDAWAY CONCRETE CO INC		\$4,493.43	2003	GOODS AND SUPPLIES
39726	HARDAWAY CONCRETE CO INC		\$359.10	2003	GOODS AND SUPPLIES

GOODS AND SERVICES CONTRACTS

Appendix A

PURCHASE ORDER #	VENDOR NAME	ETHNICITY	AWARD AMOUNT	FY	BUSINESS CATEGORY
32613	HARDAWAY CONCRETE CO INC		\$4,897.21	2003	GOODS AND SUPPLIES
39246	HARDAWAY CONCRETE CO INC		\$4,442.47	2003	GOODS AND SUPPLIES
39727	HARDAWAY CONCRETE CO INC		\$4,406.60	2003	GOODS AND SUPPLIES
39245	HARDAWAY CONCRETE CO INC		\$2,901.67	2003	GOODS AND SUPPLIES
39244	HARDAWAY CONCRETE CO INC		\$1,089.28	2003	GOODS AND SUPPLIES
36128	HARDAWAY CONCRETE CO INC		\$4,376.08	2003	GOODS AND SUPPLIES
32608	HARDAWAY CONCRETE CO INC		\$88.28	2003	GOODS AND SUPPLIES
36124	HARDAWAY CONCRETE CO INC		\$4,948.13	2003	GOODS AND SUPPLIES
36764	HARDAWAY CONCRETE CO INC		\$3,892.45	2003	GOODS AND SUPPLIES
36474	HARDAWAY CONCRETE CO INC		\$257.35	2003	GOODS AND SUPPLIES
38860	HARDAWAY CONCRETE CO INC		\$4,022.56	2003	GOODS AND SUPPLIES
36259	HARDAWAY CONCRETE CO INC		\$508.73	2003	GOODS AND SUPPLIES
39578	HARDAWAY CONCRETE CO INC		\$2,099.68	2003	GOODS AND SUPPLIES
31299	HARDAWAY CONCRETE CO INC		\$4,251.26	2003	GOODS AND SUPPLIES
32139	HARDAWAY CONCRETE CO INC		\$3,323.36	2003	GOODS AND SUPPLIES
33768	HARDAWAY CONCRETE CO INC		\$4,554.94	2003	GOODS AND SUPPLIES
31804	HARDAWAY CONCRETE CO INC		\$4,280.44	2003	GOODS AND SUPPLIES
31806	HARDAWAY CONCRETE CO INC		\$4,445.84	2003	GOODS AND SUPPLIES
32138	HARDAWAY CONCRETE CO INC		\$3,322.04	2003	GOODS AND SUPPLIES
31807	HARDAWAY CONCRETE CO INC		\$4,403.45	2003	GOODS AND SUPPLIES
36984	HARDAWAY CONCRETE CO INC		\$4,393.34	2003	GOODS AND SUPPLIES
32350	HARDAWAY CONCRETE CO INC		\$235.40	2003	GOODS AND SUPPLIES
38637	HARDAWAY CONCRETE CO INC		\$256.40	2003	GOODS AND SUPPLIES
39397	HARDAWAY CONCRETE CO INC		\$4,814.85	2003	GOODS AND SUPPLIES
575	HARDAWAY CONCRETE CO INC		\$2,520.00	2004	GOODS AND SUPPLIES
385	HARDAWAY CONCRETE CO INC		\$1,890.00	2004	GOODS AND SUPPLIES
3270	HARDAWAY CONCRETE CO INC		\$4,998.00	2004	GOODS AND SUPPLIES
4179	HARDAWAY CONCRETE CO INC		\$2,500.00	2004	GOODS AND SUPPLIES
162	HARDAWAY CONCRETE CO INC		\$2,079.00	2004	GOODS AND SUPPLIES
7429	HARDAWAY CONCRETE CO INC		\$4,500.00	2004	GOODS AND SUPPLIES
8120	HARDAWAY CONCRETE CO INC		\$3,000.00	2004	GOODS AND SUPPLIES
6034	HARDAWAY CONCRETE CO INC		\$4,725.00	2004	GOODS AND SUPPLIES
5065	HARDAWAY CONCRETE CO INC		\$1,953.00	2004	GOODS AND SUPPLIES
82	HARDAWAY CONCRETE CO INC		\$3,202.50	2004	GOODS AND SUPPLIES

GOODS AND SERVICES CONTRACTS

Appendix A

PURCHASE ORDER #	VENDOR NAME	ETHNICITY	AWARD AMOUNT	FY	BUSINESS CATEGORY
6427	HARDAWAY CONCRETE CO INC		\$836.77	2004	GOODS AND SUPPLIES
3507	HARDAWAY CONCRETE CO INC		\$2,100.00	2004	GOODS AND SUPPLIES
3879	HARDAWAY CONCRETE CO INC		\$5,000.00	2004	GOODS AND SUPPLIES
11481	HARDAWAY CONCRETE CO INC		\$1,000.00	2004	GOODS AND SUPPLIES
1965	HARDAWAY CONCRETE CO INC		\$448.88	2004	GOODS AND SUPPLIES
13024	HARDAWAY CONCRETE CO INC		\$22,400.00	2004	GOODS AND SUPPLIES
13901	HARDAWAY CONCRETE CO INC		\$3,150.00	2004	GOODS AND SUPPLIES
10114	HARDAWAY CONCRETE CO INC		\$4,725.00	2004	GOODS AND SUPPLIES
1959	HARDAWAY CONCRETE CO INC		\$1,302.00	2004	GOODS AND SUPPLIES
6198	HARDAWAY CONCRETE CO INC		\$1,500.00	2004	GOODS AND SUPPLIES
5369	HARDAWAY CONCRETE CO INC		\$5,000.00	2004	GOODS AND SUPPLIES
1957	HARDAWAY CONCRETE CO INC		\$1,137.15	2004	GOODS AND SUPPLIES
11097	HARDAWAY CONCRETE CO INC		\$5,000.00	2004	GOODS AND SUPPLIES
5036	HARDAWAY CONCRETE CO INC		\$1,050.00	2004	GOODS AND SUPPLIES
1747	HARDAWAY CONCRETE CO INC		\$8,924.95	2004	GOODS AND SUPPLIES
1590	HARDAWAY CONCRETE CO INC		\$3,412.50	2004	GOODS AND SUPPLIES
3880	HARDAWAY CONCRETE CO INC		\$5,250.00	2004	GOODS AND SUPPLIES
10415	HARDAWAY CONCRETE CO INC		\$3,675.00	2004	GOODS AND SUPPLIES
7600	HARDAWAY CONCRETE CO INC		\$2,625.00	2004	GOODS AND SUPPLIES
1774	HARDAWAY CONCRETE CO INC		\$661.50	2004	GOODS AND SUPPLIES
3877	HARDAWAY CONCRETE CO INC		\$2,100.00	2004	GOODS AND SUPPLIES
11875	HARDAWAY CONCRETE CO INC		\$9,500.00	2004	GOODS AND SUPPLIES
11874	HARDAWAY CONCRETE CO INC		\$274.05	2004	GOODS AND SUPPLIES
11343	HARDAWAY CONCRETE CO INC		\$5,000.00	2004	GOODS AND SUPPLIES
2245	HARDAWAY CONCRETE CO INC		\$448.88	2004	GOODS AND SUPPLIES
246	HARDAWAY CONCRETE CO INC		\$3,885.00	2004	GOODS AND SUPPLIES
176	HARDAWAY CONCRETE CO INC		\$503.48	2004	GOODS AND SUPPLIES
1783	HARDAWAY CONCRETE CO INC		\$485.10	2004	GOODS AND SUPPLIES
11412	HARDAWAY CONCRETE CO INC		\$2,000.00	2004	GOODS AND SUPPLIES
3845	HARDAWAY CONCRETE CO INC		\$1,302.00	2004	GOODS AND SUPPLIES
317	HARDAWAY CONCRETE CO INC		\$441.00	2004	GOODS AND SUPPLIES
3881	HARDAWAY CONCRETE CO INC		\$5,000.00	2004	GOODS AND SUPPLIES
640	HARDAWAY CONCRETE CO INC		\$2,058.00	2004	GOODS AND SUPPLIES
10492	HARDAWAY CONCRETE CO INC		\$2,000.00	2004	GOODS AND SUPPLIES

GOODS AND SERVICES CONTRACTS

Appendix A

PURCHASE ORDER #	VENDOR NAME	ETHNICITY	AWARD AMOUNT	FY	BUSINESS CATEGORY
8361	HARDAWAY CONCRETE CO INC		\$5,000.00	2004	GOODS AND SUPPLIES
3077	HARDAWAY CONCRETE CO INC		\$4,189.50	2004	GOODS AND SUPPLIES
8359	HARDAWAY CONCRETE CO INC		\$4,000.00	2004	GOODS AND SUPPLIES
83	HARDAWAY CONCRETE CO INC		\$3,320.63	2004	GOODS AND SUPPLIES
9804	HARDAWAY CONCRETE CO INC		\$5,000.00	2004	GOODS AND SUPPLIES
9805	HARDAWAY CONCRETE CO INC		\$5,000.00	2004	GOODS AND SUPPLIES
856	HARDAWAY CONCRETE CO INC		\$1,750.00	2004	GOODS AND SUPPLIES
1007	HARDAWAY CONCRETE CO INC		\$1,510.95	2004	GOODS AND SUPPLIES
13900	HARDAWAY CONCRETE CO INC		\$3,150.00	2004	GOODS AND SUPPLIES
5750	HARDAWAY CONCRETE CO INC		\$2,200.00	2004	GOODS AND SUPPLIES
9520	HARDAWAY CONCRETE CO INC		\$4,500.00	2004	GOODS AND SUPPLIES
7058	HARDAWAY CONCRETE CO INC		\$3,000.00	2004	GOODS AND SUPPLIES
12252	HARDAWAY CONCRETE CO INC		\$66.00	2004	GOODS AND SUPPLIES
13303	HARDAWAY CONCRETE CO INC		\$6,000.00	2004	GOODS AND SUPPLIES
396	HARDAWAY CONCRETE CO INC		\$315.00	2004	GOODS AND SUPPLIES
7059	HARDAWAY CONCRETE CO INC		\$3,000.00	2004	GOODS AND SUPPLIES
12185	HARDAWAY CONCRETE CO INC		\$130.20	2004	GOODS AND SUPPLIES
3250	HARDAWAY CONCRETE CO INC		\$1,500.00	2004	GOODS AND SUPPLIES
3256	HARDAWAY CONCRETE CO INC		\$1,690.50	2004	GOODS AND SUPPLIES
163	HARDAWAY CONCRETE CO INC		\$396.90	2004	GOODS AND SUPPLIES
8358	HARDAWAY CONCRETE CO INC		\$5,000.00	2004	GOODS AND SUPPLIES
2212	HARDAWAY CONCRETE CO INC		\$3,423.00	2004	GOODS AND SUPPLIES
5105	HARDAWAY CONCRETE CO INC		\$239.24	2004	GOODS AND SUPPLIES
69	HARDAWAY CONCRETE CO INC		\$2,081.10	2004	GOODS AND SUPPLIES
8360	HARDAWAY CONCRETE CO INC		\$5,000.00	2004	GOODS AND SUPPLIES
11802	HARDAWAY CONCRETE CO INC		\$5,000.00	2004	GOODS AND SUPPLIES
899	HARDAWAY CONCRETE CO INC		\$2,520.00	2004	GOODS AND SUPPLIES
12778	HARDAWAY CONCRETE CO INC		\$4,200.00	2004	GOODS AND SUPPLIES
13749	HARDAWAY CONCRETE CO INC		\$2,100.00	2004	GOODS AND SUPPLIES
1360	HARDAWAY CONCRETE CO INC		\$2,423.93	2004	GOODS AND SUPPLIES
1063	HARDAWAY CONCRETE CO INC		\$2,140.69	2004	GOODS AND SUPPLIES
3104	HARDAWAY CONCRETE CO INC		\$583.80	2004	GOODS AND SUPPLIES
644	HARDAWAY CONCRETE CO INC		\$1,722.00	2004	GOODS AND SUPPLIES
6874	HARDAWAY CONCRETE CO INC		\$5,000.00	2004	GOODS AND SUPPLIES

GOODS AND SERVICES CONTRACTS

Appendix A

PURCHASE ORDER #	VENDOR NAME	ETHNICITY	AWARD AMOUNT	FY	BUSINESS CATEGORY
6875	HARDAWAY CONCRETE CO INC		\$5,000.00	2004	GOODS AND SUPPLIES
13609	HARDAWAY CONCRETE CO INC		\$4,000.00	2004	GOODS AND SUPPLIES
3508	HARDAWAY CONCRETE CO INC		\$4,900.00	2004	GOODS AND SUPPLIES
16970	HARDAWAY CONCRETE CO INC		\$220.50	2005	GOODS AND SUPPLIES
14442	HARDAWAY CONCRETE CO INC		\$4,999.99	2004	GOODS AND SUPPLIES
16949	HARDAWAY CONCRETE CO INC		\$8,400.00	2005	GOODS AND SUPPLIES
14701	HARDAWAY CONCRETE CO INC		\$8,924.95	2005	GOODS AND SUPPLIES
27535	HARDAWAY CONCRETE CO INC		\$262.50	2005	GOODS AND SUPPLIES
22726	HARDAWAY CONCRETE CO INC		\$10,000.00	2005	GOODS AND SUPPLIES
22698	HARDAWAY CONCRETE CO INC		\$5,000.00	2005	GOODS AND SUPPLIES
19520	HARDAWAY CONCRETE CO INC		\$4,725.00	2005	GOODS AND SUPPLIES
19635	HARDAWAY CONCRETE CO INC		\$4,725.00	2005	GOODS AND SUPPLIES
24800	HARDAWAY CONCRETE CO INC		\$5,000.00	2005	GOODS AND SUPPLIES
24891	HARDAWAY CONCRETE CO INC		\$9,000.00	2005	GOODS AND SUPPLIES
24874	HARDAWAY CONCRETE CO INC		\$1,023.75	2005	GOODS AND SUPPLIES
22602	HARDAWAY CONCRETE CO INC		\$335.16	2005	GOODS AND SUPPLIES
18233	HARDAWAY CONCRETE CO INC		\$10,000.00	2005	GOODS AND SUPPLIES
26278	HARDAWAY CONCRETE CO INC		\$5,000.00	2005	GOODS AND SUPPLIES
20316	HARDAWAY CONCRETE CO INC		\$5,250.00	2005	GOODS AND SUPPLIES
19883	HARDAWAY CONCRETE CO INC		\$368.55	2005	GOODS AND SUPPLIES
20295	HARDAWAY CONCRETE CO INC		\$500.00	2005	GOODS AND SUPPLIES
19198	HARDAWAY CONCRETE CO INC		\$4,000.00	2005	GOODS AND SUPPLIES
24267	HARDAWAY CONCRETE CO INC		\$5,880.00	2005	GOODS AND SUPPLIES
27212	HARDAWAY CONCRETE CO INC		\$6,500.00	2005	GOODS AND SUPPLIES
15092	HARDAWAY CONCRETE CO INC		\$4,725.00	2005	GOODS AND SUPPLIES
22013	HARDAWAY CONCRETE CO INC		\$8,400.00	2005	GOODS AND SUPPLIES
15095	HARDAWAY CONCRETE CO INC		\$4,725.00	2005	GOODS AND SUPPLIES
25857	HARDAWAY CONCRETE CO INC		\$5,000.00	2005	GOODS AND SUPPLIES
23530	HARDAWAY CONCRETE CO INC		\$600.00	2005	GOODS AND SUPPLIES
15064	HARDAWAY CONCRETE CO INC		\$4,200.00	2005	GOODS AND SUPPLIES
23609	HARDAWAY CONCRETE CO INC		\$4,725.00	2005	GOODS AND SUPPLIES
15164	HARDAWAY CONCRETE CO INC		\$10,000.00	2005	GOODS AND SUPPLIES
20036	HARDAWAY CONCRETE CO INC		\$10,000.00	2005	GOODS AND SUPPLIES
28993	HARDAWAY CONCRETE CO INC		\$4,786.12	2003	GOODS AND SUPPLIES

GOODS AND SERVICES CONTRACTS

Appendix A

PURCHASE ORDER #	VENDOR NAME	ETHNICITY	AWARD AMOUNT	FY	BUSINESS CATEGORY
23675	HARDAWAY CONCRETE CO INC		\$420.00	2005	GOODS AND SUPPLIES
23761	HARDAWAY CONCRETE CO INC		\$10,000.00	2005	GOODS AND SUPPLIES
26493	HARDAWAY CONCRETE CO INC		\$5,250.00	2005	GOODS AND SUPPLIES
26541	HARDAWAY CONCRETE CO INC		\$5,000.00	2005	GOODS AND SUPPLIES
26517	HARDAWAY CONCRETE CO INC		\$1,200.00	2005	GOODS AND SUPPLIES
26523	HARDAWAY CONCRETE CO INC		\$900.00	2005	GOODS AND SUPPLIES
18765	HARDAWAY CONCRETE CO INC		\$362.72	2005	GOODS AND SUPPLIES
18445	HARDAWAY CONCRETE CO INC		\$5,153.09	2005	GOODS AND SUPPLIES
21094	HARDAWAY CONCRETE CO INC		\$4,725.00	2005	GOODS AND SUPPLIES
16990	HARDAWAY CONCRETE CO INC		\$10,000.00	2005	GOODS AND SUPPLIES
19251	HARDAWAY CONCRETE CO INC		\$4,725.00	2005	GOODS AND SUPPLIES
22199	HARDAWAY CONCRETE CO INC		\$2,249.10	2005	GOODS AND SUPPLIES
19252	HARDAWAY CONCRETE CO INC		\$4,725.00	2005	GOODS AND SUPPLIES
25698	HARDAWAY CONCRETE CO INC		\$4,725.00	2005	GOODS AND SUPPLIES
18457	HARDAWAY CONCRETE CO INC		\$8,400.00	2005	GOODS AND SUPPLIES
18456	HARDAWAY CONCRETE CO INC		\$3,675.00	2005	GOODS AND SUPPLIES
15986	HARDAWAY CONCRETE CO INC		\$1,500.00	2005	GOODS AND SUPPLIES
18593	HARDAWAY CONCRETE CO INC		\$4,725.00	2005	GOODS AND SUPPLIES
30969	HARDWARE HOUSE DBA NORRIS JONES INC		\$226.80	2003	GOODS AND SUPPLIES
32947	HARDWARE HOUSE DBA NORRIS JONES INC		\$37.79	2003	GOODS AND SUPPLIES
38880	HARDWARE HOUSE DBA NORRIS JONES INC		\$82.91	2003	GOODS AND SUPPLIES
40039	HARRELLS BICYCLE WORLD INC		\$491.45	2003	GOODS AND SUPPLIES
34726	HARTS APPL SERVICE INC		\$58.50	2003	GOODS AND SUPPLIES
34495	HARTS APPL SERVICE INC		\$82.26	2003	GOODS AND SUPPLIES
33879	HARTS APPL SERVICE INC		\$68.50	2003	GOODS AND SUPPLIES
13357	HARTS APPL SERVICE INC		\$289.38	2004	GOODS AND SUPPLIES
19369	HARTS APPL SERVICE INC		\$112.09	2005	GOODS AND SUPPLIES
33503	HAVENS FRAMEMAKERS GALLERY		\$621.86	2003	GOODS AND SUPPLIES
38825	HAVIRD OIL CO		\$2,729.85	2003	GOODS AND SUPPLIES
35765	HAVIRD OIL CO		\$15.31	2003	GOODS AND SUPPLIES
38833	HAVIRD OIL CO		\$340.23	2003	GOODS AND SUPPLIES
29014	HAVIRD OIL CO		\$16.00	2003	GOODS AND SUPPLIES
29773	HEAFNER TIRE GROUP		\$12.00	2003	GOODS AND SUPPLIES
33238	HEAFNER TIRE GROUP		\$5,260.21	2003	GOODS AND SUPPLIES

GOODS AND SERVICES CONTRACTS

Appendix A

PURCHASE ORDER #	VENDOR NAME	ETHNICITY	AWARD AMOUNT	FY	BUSINESS CATEGORY
36235	HEAFNER TIRE GROUP		\$4,446.50	2003	GOODS AND SUPPLIES
29574	HEAFNER TIRE GROUP		\$4,523.76	2003	GOODS AND SUPPLIES
39615	HEAFNER TIRE GROUP		\$939.75	2003	GOODS AND SUPPLIES
27364	HEAVYQUIP INC		\$3,371.02	2005	GOODS AND SUPPLIES
26354	HERALD OFFICE SYSTEMS		\$747.78	2005	GOODS AND SUPPLIES
25925	HERALD OFFICE SYSTEMS		\$407.93	2005	GOODS AND SUPPLIES
26339	HERALD OFFICE SYSTEMS		\$558.64	2005	GOODS AND SUPPLIES
11923	HERNDON CHEVROLET		\$17,303.81	2004	GOODS AND SUPPLIES
6826	HERNDON CHEVROLET		\$67,827.24	2004	GOODS AND SUPPLIES
11969	HERNDON CHEVROLET		\$48.30	2004	GOODS AND SUPPLIES
8487	HERNDON CHEVROLET		\$16,956.81	2004	GOODS AND SUPPLIES
8406	HERNDON CHEVROLET		\$27,208.88	2004	GOODS AND SUPPLIES
27544	HERNDON CHEVROLET		\$17,207.66	2005	GOODS AND SUPPLIES
22527	HERNDON CHEVROLET		\$203,654.70	2005	GOODS AND SUPPLIES
21768	HERNDON CHEVROLET		\$30,023.78	2005	GOODS AND SUPPLIES
22514	HERNDON CHEVROLET		\$25,388.46	2005	GOODS AND SUPPLIES
17847	HERNDON CHEVROLET		\$17,081.78	2005	GOODS AND SUPPLIES
21717	HERNDON CHEVROLET		\$18,820.12	2005	GOODS AND SUPPLIES
14921	HERNDON CHEVROLET		\$39.38	2005	GOODS AND SUPPLIES
17846	HERNDON CHEVROLET		\$17,081.78	2005	GOODS AND SUPPLIES
17844	HERNDON CHEVROLET		\$101,259.36	2005	GOODS AND SUPPLIES
35388	HERTZ EQUIPMENT RENTAL CORP		\$2,067.00	2003	GOODS AND SUPPLIES
36775	HERTZ EQUIPMENT RENTAL CORP		\$2,303.70	2003	GOODS AND SUPPLIES
39660	HERTZ EQUIPMENT RENTAL CORP		\$1,050.00	2003	GOODS AND SUPPLIES
33320	HERTZ EQUIPMENT RENTAL CORP		\$1,338.76	2003	GOODS AND SUPPLIES
33991	HERTZ EQUIPMENT RENTAL CORP		\$1,845.23	2003	GOODS AND SUPPLIES
34189	HERTZ EQUIPMENT RENTAL CORP		\$2,156.71	2003	GOODS AND SUPPLIES
38196	HERTZ EQUIPMENT RENTAL CORP		\$2,328.00	2003	GOODS AND SUPPLIES
32349	HERTZ EQUIPMENT RENTAL CORP		\$1,212.55	2003	GOODS AND SUPPLIES
30909	HERTZ EQUIPMENT RENTAL CORP		\$1,372.57	2003	GOODS AND SUPPLIES
6326	HERTZ EQUIPMENT RENTAL CORP		\$5,460.21	2004	GOODS AND SUPPLIES
6878	HERTZ EQUIPMENT RENTAL CORP		\$1,873.73	2004	GOODS AND SUPPLIES
2402	HERTZ EQUIPMENT RENTAL CORP		\$1,134.00	2004	GOODS AND SUPPLIES
8316	HERTZ EQUIPMENT RENTAL CORP		\$77.83	2004	GOODS AND SUPPLIES

GOODS AND SERVICES CONTRACTS

Appendix A

PURCHASE ORDER #	VENDOR NAME	ETHNICITY	AWARD AMOUNT	FY	BUSINESS CATEGORY
27596	HERTZ EQUIPMENT RENTAL CORP		\$96.81	2005	GOODS AND SUPPLIES
26337	HERTZ EQUIPMENT RENTAL CORP		\$5,775.00	2005	GOODS AND SUPPLIES
23098	HERTZ EQUIPMENT RENTAL CORP		\$2,362.50	2005	GOODS AND SUPPLIES
33262	HESCO INC		\$88.12	2003	GOODS AND SUPPLIES
30660	HESCO INC		\$40.02	2003	GOODS AND SUPPLIES
38126	HESCO INC		\$10.29	2003	GOODS AND SUPPLIES
30418	HESCO INC		\$232.07	2003	GOODS AND SUPPLIES
35543	HESCO INC		\$23.57	2003	GOODS AND SUPPLIES
30603	HESCO INC		\$22.09	2003	GOODS AND SUPPLIES
39623	HESCO INC		\$31.82	2003	GOODS AND SUPPLIES
34206	HESCO INC		\$155.00	2003	GOODS AND SUPPLIES
30863	HESCO INC		\$487.50	2003	GOODS AND SUPPLIES
37600	HESCO INC		\$139.42	2003	GOODS AND SUPPLIES
39008	HESCO INC		\$78.29	2003	GOODS AND SUPPLIES
36956	HESCO INC		\$77.11	2003	GOODS AND SUPPLIES
38669	HESCO INC		\$27.30	2003	GOODS AND SUPPLIES
33857	HESCO INC		\$138.18	2003	GOODS AND SUPPLIES
37524	HESCO INC		\$77.13	2003	GOODS AND SUPPLIES
35290	HESCO INC		\$56.46	2003	GOODS AND SUPPLIES
29834	HESCO INC		\$937.00	2003	GOODS AND SUPPLIES
36432	HESCO INC		\$23.57	2003	GOODS AND SUPPLIES
38702	HESCO INC		\$67.98	2003	GOODS AND SUPPLIES
30723	HESCO INC		\$15.70	2003	GOODS AND SUPPLIES
36428	HESCO INC		\$8.10	2003	GOODS AND SUPPLIES
95	HESCO INC		\$1,050.00	2004	GOODS AND SUPPLIES
369	HESCO INC		\$2,000.00	2004	GOODS AND SUPPLIES
27730	HESCO INC		\$345.21	2003	GOODS AND SUPPLIES
28821	HESCO INC		\$1,483.36	2003	GOODS AND SUPPLIES
28148	HESCO INC		\$34.55	2003	GOODS AND SUPPLIES
31239	HEWETTS GLASS CO INC		\$5,159.00	2003	GOODS AND SUPPLIES
36980	HEWETTS GLASS CO INC		\$598.00	2003	GOODS AND SUPPLIES
31269	HEWETTS GLASS CO INC		\$1,190.00	2003	GOODS AND SUPPLIES
30322	HEWETTS GLASS CO INC		\$3,990.00	2003	GOODS AND SUPPLIES
37121	HEWETTS GLASS CO INC		\$818.00	2003	GOODS AND SUPPLIES

GOODS AND SERVICES CONTRACTS

Appendix A

PURCHASE ORDER #	VENDOR NAME	ETHNICITY	AWARD AMOUNT	FY	BUSINESS CATEGORY
31444	HEWETTS GLASS CO INC		\$240.00	2003	GOODS AND SUPPLIES
38867	HEWETTS GLASS CO INC		\$4,890.00	2003	GOODS AND SUPPLIES
33007	HEWETTS GLASS CO INC		\$385.00	2003	GOODS AND SUPPLIES
8440	HEWETTS GLASS CO INC		\$960.00	2004	GOODS AND SUPPLIES
6061	HEWETTS GLASS CO INC		\$2,350.00	2004	GOODS AND SUPPLIES
6063	HEWETTS GLASS CO INC		\$244.82	2004	GOODS AND SUPPLIES
11463	HEWETTS GLASS CO INC		\$98.18	2004	GOODS AND SUPPLIES
6064	HEWETTS GLASS CO INC		\$1,468.95	2004	GOODS AND SUPPLIES
18495	HEWETTS GLASS CO INC		\$139.81	2005	GOODS AND SUPPLIES
20704	HEWETTS GLASS CO INC		\$250.00	2005	GOODS AND SUPPLIES
21160	HEWETTS GLASS CO INC		\$387.00	2005	GOODS AND SUPPLIES
36488	HILLER HARDWARE CO INC	NONMINORITY WOMEN	\$33.78	2003	GOODS AND SUPPLIES
33405	HILLER HARDWARE CO INC	NONMINORITY WOMEN	\$254.64	2003	GOODS AND SUPPLIES
38689	HILLER HARDWARE CO INC	NONMINORITY WOMEN	\$23.77	2003	GOODS AND SUPPLIES
36489	HILLER HARDWARE CO INC	NONMINORITY WOMEN	\$26.11	2003	GOODS AND SUPPLIES
31823	HILLER HARDWARE CO INC	NONMINORITY WOMEN	\$28.92	2003	GOODS AND SUPPLIES
35125	HILLER HARDWARE CO INC	NONMINORITY WOMEN	\$59.51	2003	GOODS AND SUPPLIES
39006	HILLER HARDWARE CO INC	NONMINORITY WOMEN	\$21.11	2003	GOODS AND SUPPLIES
36483	HILLER HARDWARE CO INC	NONMINORITY WOMEN	\$118.44	2003	GOODS AND SUPPLIES
31859	HILLER HARDWARE CO INC	NONMINORITY WOMEN	\$69.24	2003	GOODS AND SUPPLIES
36477	HILLER HARDWARE CO INC	NONMINORITY WOMEN	\$179.83	2003	GOODS AND SUPPLIES
29602	HILLER HARDWARE CO INC	NONMINORITY WOMEN	\$28.52	2003	GOODS AND SUPPLIES
31829	HILLER HARDWARE CO INC	NONMINORITY WOMEN	\$6.68	2003	GOODS AND SUPPLIES
31842	HILLER HARDWARE CO INC	NONMINORITY WOMEN	\$61.31	2003	GOODS AND SUPPLIES
36487	HILLER HARDWARE CO INC	NONMINORITY WOMEN	\$23.67	2003	GOODS AND SUPPLIES
37241	HILLER HARDWARE CO INC	NONMINORITY WOMEN	\$405.20	2003	GOODS AND SUPPLIES
36451	HILLER HARDWARE CO INC	NONMINORITY WOMEN	\$23.35	2003	GOODS AND SUPPLIES
34760	HILLER HARDWARE CO INC	NONMINORITY WOMEN	\$160.71	2003	GOODS AND SUPPLIES
32473	HILLER HARDWARE CO INC	NONMINORITY WOMEN	\$23.94	2003	GOODS AND SUPPLIES
38883	HILLER HARDWARE CO INC	NONMINORITY WOMEN	\$39.00	2003	GOODS AND SUPPLIES
32468	HILLER HARDWARE CO INC	NONMINORITY WOMEN	\$38.49	2003	GOODS AND SUPPLIES
36430	HILLER HARDWARE CO INC	NONMINORITY WOMEN	\$32.42	2003	GOODS AND SUPPLIES
39296	HILLER HARDWARE CO INC	NONMINORITY WOMEN	\$94.47	2003	GOODS AND SUPPLIES
36447	HILLER HARDWARE CO INC	NONMINORITY WOMEN	\$24.33	2003	GOODS AND SUPPLIES

GOODS AND SERVICES CONTRACTS

Appendix A

PURCHASE ORDER #	VENDOR NAME	ETHNICITY	AWARD AMOUNT	FY	BUSINESS CATEGORY
38529	HILLER HARDWARE CO INC	NONMINORITY WOMEN	\$20.98	2003	GOODS AND SUPPLIES
38528	HILLER HARDWARE CO INC	NONMINORITY WOMEN	\$31.28	2003	GOODS AND SUPPLIES
33869	HILLER HARDWARE CO INC	NONMINORITY WOMEN	\$172.96	2003	GOODS AND SUPPLIES
38684	HILLER HARDWARE CO INC	NONMINORITY WOMEN	\$37.92	2003	GOODS AND SUPPLIES
35366	HILLER HARDWARE CO INC	NONMINORITY WOMEN	\$41.12	2003	GOODS AND SUPPLIES
29440	HILLER HARDWARE CO INC	NONMINORITY WOMEN	\$42.87	2003	GOODS AND SUPPLIES
34922	HILLER HARDWARE CO INC	NONMINORITY WOMEN	\$66.92	2003	GOODS AND SUPPLIES
35061	HILLER HARDWARE CO INC	NONMINORITY WOMEN	\$22.46	2003	GOODS AND SUPPLIES
33701	HILLER HARDWARE CO INC	NONMINORITY WOMEN	\$56.94	2003	GOODS AND SUPPLIES
29524	HILLER HARDWARE CO INC	NONMINORITY WOMEN	\$955.12	2003	GOODS AND SUPPLIES
36429	HILLER HARDWARE CO INC	NONMINORITY WOMEN	\$26.39	2003	GOODS AND SUPPLIES
38634	HILLER HARDWARE CO INC	NONMINORITY WOMEN	\$49.85	2003	GOODS AND SUPPLIES
39023	HILLER HARDWARE CO INC	NONMINORITY WOMEN	\$30.06	2003	GOODS AND SUPPLIES
38645	HILLER HARDWARE CO INC	NONMINORITY WOMEN	\$25.90	2003	GOODS AND SUPPLIES
36372	HILLER HARDWARE CO INC	NONMINORITY WOMEN	\$40.46	2003	GOODS AND SUPPLIES
30718	HILLER HARDWARE CO INC	NONMINORITY WOMEN	\$40.43	2003	GOODS AND SUPPLIES
38059	HILLER HARDWARE CO INC	NONMINORITY WOMEN	\$68.07	2003	GOODS AND SUPPLIES
37109	HILLER HARDWARE CO INC	NONMINORITY WOMEN	\$20.15	2003	GOODS AND SUPPLIES
36906	HILLER HARDWARE CO INC	NONMINORITY WOMEN	\$20.78	2003	GOODS AND SUPPLIES
42219	HILLER HARDWARE CO INC	NONMINORITY WOMEN	\$10.38	2005	GOODS AND SUPPLIES
35970	HILLER HARDWARE CO INC	NONMINORITY WOMEN	\$74.51	2003	GOODS AND SUPPLIES
31373	HILLER HARDWARE CO INC	NONMINORITY WOMEN	\$34.73	2003	GOODS AND SUPPLIES
36908	HILLER HARDWARE CO INC	NONMINORITY WOMEN	\$33.99	2003	GOODS AND SUPPLIES
35807	HILLER HARDWARE CO INC	NONMINORITY WOMEN	\$25.05	2003	GOODS AND SUPPLIES
32765	HILLER HARDWARE CO INC	NONMINORITY WOMEN	\$26.41	2003	GOODS AND SUPPLIES
32224	HILLER HARDWARE CO INC	NONMINORITY WOMEN	\$37.78	2003	GOODS AND SUPPLIES
38652	HILLER HARDWARE CO INC	NONMINORITY WOMEN	\$29.89	2003	GOODS AND SUPPLIES
32693	HILLER HARDWARE CO INC	NONMINORITY WOMEN	\$44.81	2003	GOODS AND SUPPLIES
40037	HILLER HARDWARE CO INC	NONMINORITY WOMEN	\$32.30	2003	GOODS AND SUPPLIES
39781	HILLER HARDWARE CO INC	NONMINORITY WOMEN	\$8.50	2003	GOODS AND SUPPLIES
32769	HILLER HARDWARE CO INC	NONMINORITY WOMEN	\$24.36	2003	GOODS AND SUPPLIES
38004	HILLER HARDWARE CO INC	NONMINORITY WOMEN	\$200.49	2003	GOODS AND SUPPLIES
32792	HILLER HARDWARE CO INC	NONMINORITY WOMEN	\$28.47	2003	GOODS AND SUPPLIES
31448	HILLER HARDWARE CO INC	NONMINORITY WOMEN	\$90.80	2003	GOODS AND SUPPLIES

GOODS AND SERVICES CONTRACTS

Appendix A

PURCHASE ORDER #	VENDOR NAME	ETHNICITY	AWARD AMOUNT	FY	BUSINESS CATEGORY
39962	HILLER HARDWARE CO INC	NONMINORITY WOMEN	\$24.86	2003	GOODS AND SUPPLIES
32673	HILLER HARDWARE CO INC	NONMINORITY WOMEN	\$229.07	2003	GOODS AND SUPPLIES
31764	HILLER HARDWARE CO INC	NONMINORITY WOMEN	\$52.48	2003	GOODS AND SUPPLIES
38805	HILLER HARDWARE CO INC	NONMINORITY WOMEN	\$6.29	2003	GOODS AND SUPPLIES
40258	HILLER HARDWARE CO INC	NONMINORITY WOMEN	\$261.29	2003	GOODS AND SUPPLIES
30149	HILLER HARDWARE CO INC	NONMINORITY WOMEN	\$28.08	2003	GOODS AND SUPPLIES
29296	HILLER HARDWARE CO INC	NONMINORITY WOMEN	\$46.39	2003	GOODS AND SUPPLIES
37801	HILLER HARDWARE CO INC	NONMINORITY WOMEN	\$66.82	2003	GOODS AND SUPPLIES
29289	HILLER HARDWARE CO INC	NONMINORITY WOMEN	\$71.32	2003	GOODS AND SUPPLIES
39525	HILLER HARDWARE CO INC	NONMINORITY WOMEN	\$41.75	2003	GOODS AND SUPPLIES
29031	HILLER HARDWARE CO INC	NONMINORITY WOMEN	\$512.48	2003	GOODS AND SUPPLIES
33588	HILLER HARDWARE CO INC	NONMINORITY WOMEN	\$5.87	2003	GOODS AND SUPPLIES
32721	HILLER HARDWARE CO INC	NONMINORITY WOMEN	\$26.36	2003	GOODS AND SUPPLIES
35894	HILLER HARDWARE CO INC	NONMINORITY WOMEN	\$38.56	2003	GOODS AND SUPPLIES
39547	HILLER HARDWARE CO INC	NONMINORITY WOMEN	\$22.72	2003	GOODS AND SUPPLIES
32753	HILLER HARDWARE CO INC	NONMINORITY WOMEN	\$22.74	2003	GOODS AND SUPPLIES
39379	HILLER HARDWARE CO INC	NONMINORITY WOMEN	\$27.01	2003	GOODS AND SUPPLIES
39595	HILLER HARDWARE CO INC	NONMINORITY WOMEN	\$5.44	2003	GOODS AND SUPPLIES
40257	HILLER HARDWARE CO INC	NONMINORITY WOMEN	\$425.34	2003	GOODS AND SUPPLIES
33576	HILLER HARDWARE CO INC	NONMINORITY WOMEN	\$46.28	2003	GOODS AND SUPPLIES
31318	HILLER HARDWARE CO INC	NONMINORITY WOMEN	\$46.13	2003	GOODS AND SUPPLIES
37849	HILLER HARDWARE CO INC	NONMINORITY WOMEN	\$7.52	2003	GOODS AND SUPPLIES
35544	HILLER HARDWARE CO INC	NONMINORITY WOMEN	\$21.98	2003	GOODS AND SUPPLIES
31062	HILLER HARDWARE CO INC	NONMINORITY WOMEN	\$22.22	2003	GOODS AND SUPPLIES
38169	HILLER HARDWARE CO INC	NONMINORITY WOMEN	\$114.07	2003	GOODS AND SUPPLIES
8966	HILLER HARDWARE CO INC	NONMINORITY WOMEN	\$30.44	2004	GOODS AND SUPPLIES
2767	HILLER HARDWARE CO INC	NONMINORITY WOMEN	\$61.49	2004	GOODS AND SUPPLIES
4951	HILLER HARDWARE CO INC	NONMINORITY WOMEN	\$15.75	2004	GOODS AND SUPPLIES
9751	HILLER HARDWARE CO INC	NONMINORITY WOMEN	\$35.18	2004	GOODS AND SUPPLIES
10413	HILLER HARDWARE CO INC	NONMINORITY WOMEN	\$105.00	2004	GOODS AND SUPPLIES
216	HILLER HARDWARE CO INC	NONMINORITY WOMEN	\$1.52	2004	GOODS AND SUPPLIES
8028	HILLER HARDWARE CO INC	NONMINORITY WOMEN	\$39.17	2004	GOODS AND SUPPLIES
12681	HILLER HARDWARE CO INC	NONMINORITY WOMEN	\$125.98	2004	GOODS AND SUPPLIES
639	HILLER HARDWARE CO INC	NONMINORITY WOMEN	\$4.18	2004	GOODS AND SUPPLIES

GOODS AND SERVICES CONTRACTS

Appendix A

PURCHASE ORDER #	VENDOR NAME	ETHNICITY	AWARD AMOUNT	FY	BUSINESS CATEGORY
11212	HILLER HARDWARE CO INC	NONMINORITY WOMEN	\$37.80	2004	GOODS AND SUPPLIES
9131	HILLER HARDWARE CO INC	NONMINORITY WOMEN	\$106.51	2004	GOODS AND SUPPLIES
9320	HILLER HARDWARE CO INC	NONMINORITY WOMEN	\$237.00	2004	GOODS AND SUPPLIES
5329	HILLER HARDWARE CO INC	NONMINORITY WOMEN	\$114.86	2004	GOODS AND SUPPLIES
94	HILLER HARDWARE CO INC	NONMINORITY WOMEN	\$1,050.00	2004	GOODS AND SUPPLIES
9075	HILLER HARDWARE CO INC	NONMINORITY WOMEN	\$107.10	2004	GOODS AND SUPPLIES
12669	HILLER HARDWARE CO INC	NONMINORITY WOMEN	\$9.92	2004	GOODS AND SUPPLIES
10713	HILLER HARDWARE CO INC	NONMINORITY WOMEN	\$72.76	2004	GOODS AND SUPPLIES
4720	HILLER HARDWARE CO INC	NONMINORITY WOMEN	\$87.35	2004	GOODS AND SUPPLIES
5863	HILLER HARDWARE CO INC	NONMINORITY WOMEN	\$209.50	2004	GOODS AND SUPPLIES
8567	HILLER HARDWARE CO INC	NONMINORITY WOMEN	\$188.53	2004	GOODS AND SUPPLIES
1955	HILLER HARDWARE CO INC	NONMINORITY WOMEN	\$240.79	2004	GOODS AND SUPPLIES
11687	HILLER HARDWARE CO INC	NONMINORITY WOMEN	\$53.17	2004	GOODS AND SUPPLIES
12041	HILLER HARDWARE CO INC	NONMINORITY WOMEN	\$71.51	2004	GOODS AND SUPPLIES
10866	HILLER HARDWARE CO INC	NONMINORITY WOMEN	\$78.96	2004	GOODS AND SUPPLIES
12540	HILLER HARDWARE CO INC	NONMINORITY WOMEN	\$12.31	2004	GOODS AND SUPPLIES
6319	HILLER HARDWARE CO INC	NONMINORITY WOMEN	\$500.00	2004	GOODS AND SUPPLIES
1088	HILLER HARDWARE CO INC	NONMINORITY WOMEN	\$46.49	2004	GOODS AND SUPPLIES
13483	HILLER HARDWARE CO INC	NONMINORITY WOMEN	\$35.49	2004	GOODS AND SUPPLIES
8197	HILLER HARDWARE CO INC	NONMINORITY WOMEN	\$169.89	2004	GOODS AND SUPPLIES
12756	HILLER HARDWARE CO INC	NONMINORITY WOMEN	\$30.16	2004	GOODS AND SUPPLIES
710	HILLER HARDWARE CO INC	NONMINORITY WOMEN	\$52.50	2004	GOODS AND SUPPLIES
11511	HILLER HARDWARE CO INC	NONMINORITY WOMEN	\$52.50	2004	GOODS AND SUPPLIES
7899	HILLER HARDWARE CO INC	NONMINORITY WOMEN	\$100.51	2004	GOODS AND SUPPLIES
8431	HILLER HARDWARE CO INC	NONMINORITY WOMEN	\$54.58	2004	GOODS AND SUPPLIES
5680	HILLER HARDWARE CO INC	NONMINORITY WOMEN	\$41.90	2004	GOODS AND SUPPLIES
3769	HILLER HARDWARE CO INC	NONMINORITY WOMEN	\$46.49	2004	GOODS AND SUPPLIES
12471	HILLER HARDWARE CO INC	NONMINORITY WOMEN	\$157.50	2004	GOODS AND SUPPLIES
10668	HILLER HARDWARE CO INC	NONMINORITY WOMEN	\$157.50	2004	GOODS AND SUPPLIES
4936	HILLER HARDWARE CO INC	NONMINORITY WOMEN	\$39.75	2004	GOODS AND SUPPLIES
389	HILLER HARDWARE CO INC	NONMINORITY WOMEN	\$114.20	2004	GOODS AND SUPPLIES
3321	HILLER HARDWARE CO INC	NONMINORITY WOMEN	\$700.00	2004	GOODS AND SUPPLIES
15502	HILLER HARDWARE CO INC	NONMINORITY WOMEN	\$700.00	2005	GOODS AND SUPPLIES
18854	HILLER HARDWARE CO INC	NONMINORITY WOMEN	\$525.00	2005	GOODS AND SUPPLIES

GOODS AND SERVICES CONTRACTS

Appendix A

PURCHASE ORDER #	VENDOR NAME	ETHNICITY	AWARD AMOUNT	FY	BUSINESS CATEGORY
14724	HILLER HARDWARE CO INC	NONMINORITY WOMEN	\$130.00	2005	GOODS AND SUPPLIES
19284	HILLER HARDWARE CO INC	NONMINORITY WOMEN	\$100.00	2005	GOODS AND SUPPLIES
21627	HILLER HARDWARE CO INC	NONMINORITY WOMEN	\$34.53	2005	GOODS AND SUPPLIES
16014	HILLER HARDWARE CO INC	NONMINORITY WOMEN	\$150.00	2005	GOODS AND SUPPLIES
16319	HILLER HARDWARE CO INC	NONMINORITY WOMEN	\$500.00	2005	GOODS AND SUPPLIES
18649	HILLER HARDWARE CO INC	NONMINORITY WOMEN	\$24.14	2005	GOODS AND SUPPLIES
14626	HILLER HARDWARE CO INC	NONMINORITY WOMEN	\$50.41	2004	GOODS AND SUPPLIES
25906	HILLER HARDWARE CO INC	NONMINORITY WOMEN	\$111.22	2005	GOODS AND SUPPLIES
15046	HILLER HARDWARE CO INC	NONMINORITY WOMEN	\$525.00	2005	GOODS AND SUPPLIES
15153	HILLER HARDWARE CO INC	NONMINORITY WOMEN	\$500.00	2005	GOODS AND SUPPLIES
15737	HILLER HARDWARE CO INC	NONMINORITY WOMEN	\$158.17	2005	GOODS AND SUPPLIES
21547	HILLER HARDWARE CO INC	NONMINORITY WOMEN	\$62.39	2005	GOODS AND SUPPLIES
25898	HILLER HARDWARE CO INC	NONMINORITY WOMEN	\$428.66	2005	GOODS AND SUPPLIES
18335	HILLER HARDWARE CO INC	NONMINORITY WOMEN	\$67.38	2005	GOODS AND SUPPLIES
20858	HILLER HARDWARE CO INC	NONMINORITY WOMEN	\$68.20	2005	GOODS AND SUPPLIES
19241	HILLER HARDWARE CO INC	NONMINORITY WOMEN	\$46.41	2005	GOODS AND SUPPLIES
24232	HILLER HARDWARE CO INC	NONMINORITY WOMEN	\$31.40	2005	GOODS AND SUPPLIES
16540	HILLER HARDWARE CO INC	NONMINORITY WOMEN	\$84.02	2005	GOODS AND SUPPLIES
25741	HILLER HARDWARE CO INC	NONMINORITY WOMEN	\$525.00	2005	GOODS AND SUPPLIES
17022	HILLER HARDWARE CO INC	NONMINORITY WOMEN	\$106.00	2005	GOODS AND SUPPLIES
23524	HILLER HARDWARE CO INC	NONMINORITY WOMEN	\$33.97	2005	GOODS AND SUPPLIES
28848	HILLER HARDWARE CO INC	NONMINORITY WOMEN	\$422.17	2003	GOODS AND SUPPLIES
28270	HILLER HARDWARE CO INC	NONMINORITY WOMEN	\$35.06	2003	GOODS AND SUPPLIES
28809	HILLER HARDWARE CO INC	NONMINORITY WOMEN	\$28.69	2003	GOODS AND SUPPLIES
28271	HILLER HARDWARE CO INC	NONMINORITY WOMEN	\$22.75	2003	GOODS AND SUPPLIES
28142	HILLER HARDWARE CO INC	NONMINORITY WOMEN	\$34.65	2003	GOODS AND SUPPLIES
28212	HILLER HARDWARE CO INC	NONMINORITY WOMEN	\$64.70	2003	GOODS AND SUPPLIES
24060	HILLER HARDWARE CO INC	NONMINORITY WOMEN	\$500.00	2005	GOODS AND SUPPLIES
28152	HILLER HARDWARE CO INC	NONMINORITY WOMEN	\$58.98	2003	GOODS AND SUPPLIES
17448	HILLER HARDWARE CO INC	NONMINORITY WOMEN	\$33.74	2005	GOODS AND SUPPLIES
28150	HILLER HARDWARE CO INC	NONMINORITY WOMEN	\$81.14	2003	GOODS AND SUPPLIES
28128	HILLER HARDWARE CO INC	NONMINORITY WOMEN	\$21.55	2003	GOODS AND SUPPLIES
25061	HILLER HARDWARE CO INC	NONMINORITY WOMEN	\$82.92	2005	GOODS AND SUPPLIES
28105	HILLER HARDWARE CO INC	NONMINORITY WOMEN	\$31.07	2003	GOODS AND SUPPLIES

GOODS AND SERVICES CONTRACTS

Appendix A

PURCHASE ORDER #	VENDOR NAME	ETHNICITY	AWARD AMOUNT	FY	BUSINESS CATEGORY
16942	HILLER HARDWARE CO INC	NONMINORITY WOMEN	\$1,050.00	2005	GOODS AND SUPPLIES
17514	HILLER HARDWARE CO INC	NONMINORITY WOMEN	\$1,000.00	2005	GOODS AND SUPPLIES
28247	HILLER HARDWARE CO INC	NONMINORITY WOMEN	\$26.52	2003	GOODS AND SUPPLIES
14237	HILLER HARDWARE CO INC	NONMINORITY WOMEN	\$26.73	2004	GOODS AND SUPPLIES
28233	HILLER HARDWARE CO INC	NONMINORITY WOMEN	\$24.00	2003	GOODS AND SUPPLIES
41651	HILTONS POWER EQUIPMENT		\$27.46	2005	GOODS AND SUPPLIES
41853	HILTONS POWER EQUIPMENT		\$23.30	2005	GOODS AND SUPPLIES
41653	HILTONS POWER EQUIPMENT		\$15.88	2005	GOODS AND SUPPLIES
42417	HILTONS POWER EQUIPMENT		\$1,050.00	2005	GOODS AND SUPPLIES
9324	HILTONS POWER EQUIPMENT		\$559.77	2004	GOODS AND SUPPLIES
4782	HILTONS POWER EQUIPMENT		\$306.17	2004	GOODS AND SUPPLIES
109	HILTONS POWER EQUIPMENT		\$1,050.00	2004	GOODS AND SUPPLIES
5092	HILTONS POWER EQUIPMENT		\$2,000.00	2004	GOODS AND SUPPLIES
22658	HILTONS POWER EQUIPMENT		\$525.00	2005	GOODS AND SUPPLIES
21372	HILTONS POWER EQUIPMENT		\$289.04	2005	GOODS AND SUPPLIES
24296	HILTONS POWER EQUIPMENT		\$159.26	2005	GOODS AND SUPPLIES
21476	HILTONS POWER EQUIPMENT		\$245.41	2005	GOODS AND SUPPLIES
21984	HILTONS POWER EQUIPMENT		\$400.66	2005	GOODS AND SUPPLIES
26119	HILTONS POWER EQUIPMENT		\$728.91	2005	GOODS AND SUPPLIES
21495	HILTONS POWER EQUIPMENT		\$61.96	2005	GOODS AND SUPPLIES
16850	HILTONS POWER EQUIPMENT		\$1,050.00	2005	GOODS AND SUPPLIES
21860	HILTONS POWER EQUIPMENT		\$300.89	2005	GOODS AND SUPPLIES
24068	HILTONS POWER EQUIPMENT		\$1,962.45	2005	GOODS AND SUPPLIES
20819	HILTONS POWER EQUIPMENT		\$1,094.33	2005	GOODS AND SUPPLIES
19647	HILTONS POWER EQUIPMENT		\$408.45	2005	GOODS AND SUPPLIES
27191	HILTONS POWER EQUIPMENT		\$549.53	2005	GOODS AND SUPPLIES
23951	HILTONS POWER EQUIPMENT		\$388.15	2005	GOODS AND SUPPLIES
20638	HILTONS POWER EQUIPMENT		\$161.28	2005	GOODS AND SUPPLIES
20628	HILTONS POWER EQUIPMENT		\$27.90	2005	GOODS AND SUPPLIES
19978	HILTONS POWER EQUIPMENT		\$836.20	2005	GOODS AND SUPPLIES
41817	HINSON CABINET CO INC		\$4,135.00	2005	GOODS AND SUPPLIES
37765	HOBGOOD ELECTRIC & MACHINERY CO INC		\$420.00	2003	GOODS AND SUPPLIES
35161	HOBGOOD ELECTRIC & MACHINERY CO INC		\$975.00	2003	GOODS AND SUPPLIES
30690	HOBGOOD ELECTRIC & MACHINERY CO INC		\$4,045.00	2003	GOODS AND SUPPLIES

GOODS AND SERVICES CONTRACTS

Appendix A

PURCHASE ORDER #	VENDOR NAME	ETHNICITY	AWARD AMOUNT	FY	BUSINESS CATEGORY
9713	HOBGOOD ELECTRIC & MACHINERY CO INC		\$4,018.36	2004	GOODS AND SUPPLIES
9349	HOBGOOD ELECTRIC & MACHINERY CO INC		\$422.50	2004	GOODS AND SUPPLIES
1463	HOBGOOD ELECTRIC & MACHINERY CO INC		\$1,060.50	2004	GOODS AND SUPPLIES
1454	HOBGOOD ELECTRIC & MACHINERY CO INC		\$220.50	2004	GOODS AND SUPPLIES
5298	HOBGOOD ELECTRIC & MACHINERY CO INC		\$575.40	2004	GOODS AND SUPPLIES
4849	HOBGOOD ELECTRIC & MACHINERY CO INC		\$47.17	2004	GOODS AND SUPPLIES
190	HOBGOOD ELECTRIC & MACHINERY CO INC		\$4,226.25	2004	GOODS AND SUPPLIES
3051	HOBGOOD ELECTRIC & MACHINERY CO INC		\$4,399.50	2004	GOODS AND SUPPLIES
1353	HOBGOOD ELECTRIC & MACHINERY CO INC		\$358.00	2004	GOODS AND SUPPLIES
25900	HOBGOOD ELECTRIC & MACHINERY CO INC		\$2,829.75	2005	GOODS AND SUPPLIES
31742	HOLIDAY KAMPER & BOATS	NONMINORITY MALE	\$59.09	2003	GOODS AND SUPPLIES
35725	HOLIDAY KAMPER & BOATS	NONMINORITY MALE	\$566.45	2003	GOODS AND SUPPLIES
42383	HOLIDAY KAMPER & BOATS	NONMINORITY MALE	\$35.70	2005	GOODS AND SUPPLIES
32457	HOLIDAY KAMPER & BOATS	NONMINORITY MALE	\$448.53	2003	GOODS AND SUPPLIES
13193	HOLIDAY KAMPER & BOATS	NONMINORITY MALE	\$62.79	2004	GOODS AND SUPPLIES
11704	HOLIDAY KAMPER & BOATS	NONMINORITY MALE	\$77.52	2004	GOODS AND SUPPLIES
13258	HOLIDAY KAMPER & BOATS	NONMINORITY MALE	\$38.64	2004	GOODS AND SUPPLIES
1338	HOLIDAY KAMPER & BOATS	NONMINORITY MALE	\$52.92	2004	GOODS AND SUPPLIES
11273	HOLIDAY KAMPER & BOATS	NONMINORITY MALE	\$56.27	2004	GOODS AND SUPPLIES
13804	HOLIDAY KAMPER & BOATS	NONMINORITY MALE	\$111.82	2004	GOODS AND SUPPLIES
7228	HOLIDAY KAMPER & BOATS	NONMINORITY MALE	\$500.00	2004	GOODS AND SUPPLIES
13144	HOLIDAY KAMPER & BOATS	NONMINORITY MALE	\$480.02	2004	GOODS AND SUPPLIES
20945	HOLIDAY KAMPER & BOATS	NONMINORITY MALE	\$63.08	2005	GOODS AND SUPPLIES
23493	HOLIDAY KAMPER & BOATS	NONMINORITY MALE	\$75.60	2005	GOODS AND SUPPLIES
21201	HOLIDAY KAMPER & BOATS	NONMINORITY MALE	\$14.69	2005	GOODS AND SUPPLIES
21852	HOLIDAY KAMPER & BOATS	NONMINORITY MALE	\$54.39	2005	GOODS AND SUPPLIES
23716	HOLIDAY KAMPER & BOATS	NONMINORITY MALE	\$81.59	2005	GOODS AND SUPPLIES
19080	HOLIDAY KAMPER & BOATS	NONMINORITY MALE	\$176.65	2005	GOODS AND SUPPLIES
19781	HOLIDAY KAMPER & BOATS	NONMINORITY MALE	\$100.63	2005	GOODS AND SUPPLIES
15740	HOLIDAY KAMPER & BOATS	NONMINORITY MALE	\$21.15	2005	GOODS AND SUPPLIES
23920	HOLIDAY KAMPER & BOATS	NONMINORITY MALE	\$144.14	2005	GOODS AND SUPPLIES
22112	HOLIDAY KAMPER & BOATS	NONMINORITY MALE	\$24.57	2005	GOODS AND SUPPLIES
17622	HOLIDAY KAMPER & BOATS	NONMINORITY MALE	\$60.97	2005	GOODS AND SUPPLIES
20944	HOLIDAY KAMPER & BOATS	NONMINORITY MALE	\$42.97	2005	GOODS AND SUPPLIES

GOODS AND SERVICES CONTRACTS

Appendix A

PURCHASE ORDER #	VENDOR NAME	ETHNICITY	AWARD AMOUNT	FY	BUSINESS CATEGORY
24931	HOLIDAY KAMPER & BOATS	NONMINORITY MALE	\$200.00	2005	GOODS AND SUPPLIES
7157	HOLLOW CREEK TREE FARM		\$132.00	2004	GOODS AND SUPPLIES
35091	HOLOX LINDE GAS LIMITED		\$233.16	2003	GOODS AND SUPPLIES
33290	HOLOX LINDE GAS LIMITED		\$229.32	2003	GOODS AND SUPPLIES
30014	HOLOX LINDE GAS LIMITED		\$331.22	2003	GOODS AND SUPPLIES
40172	HOLOX LINDE GAS LIMITED		\$282.52	2003	GOODS AND SUPPLIES
37851	HOLOX LINDE GAS LIMITED		\$214.03	2003	GOODS AND SUPPLIES
32889	HOLOX LINDE GAS LIMITED		\$31.75	2003	GOODS AND SUPPLIES
34327	HOLOX LINDE GAS LIMITED		\$446.68	2003	GOODS AND SUPPLIES
30548	HOLOX LINDE GAS LIMITED		\$699.57	2003	GOODS AND SUPPLIES
30827	HOLOX LINDE GAS LIMITED		\$474.57	2003	GOODS AND SUPPLIES
32161	HOLOX LINDE GAS LIMITED		\$70.14	2003	GOODS AND SUPPLIES
38139	HOLOX LINDE GAS LIMITED		\$887.72	2003	GOODS AND SUPPLIES
29032	HOLOX LINDE GAS LIMITED		\$525.83	2003	GOODS AND SUPPLIES
29579	HOLOX LINDE GAS LIMITED		\$218.02	2003	GOODS AND SUPPLIES
33424	HOLOX LINDE GAS LIMITED		\$176.04	2003	GOODS AND SUPPLIES
38693	HOLOX LINDE GAS LIMITED		\$202.19	2003	GOODS AND SUPPLIES
39526	HOLOX LINDE GAS LIMITED		\$264.01	2003	GOODS AND SUPPLIES
41872	HOLOX LINDE GAS LIMITED		\$194.86	2005	GOODS AND SUPPLIES
37021	HOLOX LINDE GAS LIMITED		\$236.95	2003	GOODS AND SUPPLIES
34709	HOLOX LINDE GAS LIMITED		\$278.14	2003	GOODS AND SUPPLIES
30822	HOLOX LINDE GAS LIMITED		\$84.10	2003	GOODS AND SUPPLIES
42260	HOLOX LINDE GAS LIMITED		\$273.42	2005	GOODS AND SUPPLIES
29229	HOLOX LINDE GAS LIMITED		\$3,129.48	2003	GOODS AND SUPPLIES
32435	HOLOX LINDE GAS LIMITED		\$5.67	2003	GOODS AND SUPPLIES
33887	HOLOX LINDE GAS LIMITED		\$236.95	2003	GOODS AND SUPPLIES
30758	HOLOX LINDE GAS LIMITED		\$228.50	2003	GOODS AND SUPPLIES
33617	HOLOX LINDE GAS LIMITED		\$11.55	2003	GOODS AND SUPPLIES
35702	HOLOX LINDE GAS LIMITED		\$542.33	2003	GOODS AND SUPPLIES
39035	HOLOX LINDE GAS LIMITED		\$137.88	2003	GOODS AND SUPPLIES
31988	HOLOX LINDE GAS LIMITED		\$236.95	2003	GOODS AND SUPPLIES
34521	HOLOX LINDE GAS LIMITED		\$110.02	2003	GOODS AND SUPPLIES
29775	HOLOX LINDE GAS LIMITED		\$221.14	2003	GOODS AND SUPPLIES
34904	HOLOX LINDE GAS LIMITED		\$229.32	2003	GOODS AND SUPPLIES

GOODS AND SERVICES CONTRACTS

Appendix A

PURCHASE ORDER #	VENDOR NAME	ETHNICITY	AWARD AMOUNT	FY	BUSINESS CATEGORY
38553	HOLOX LINDE GAS LIMITED		\$242.24	2003	GOODS AND SUPPLIES
34510	HOLOX LINDE GAS LIMITED		\$57.17	2003	GOODS AND SUPPLIES
42281	HOLOX LINDE GAS LIMITED		\$553.46	2005	GOODS AND SUPPLIES
2499	HOLOX LINDE GAS LIMITED		\$208.28	2004	GOODS AND SUPPLIES
11774	HOLOX LINDE GAS LIMITED		\$838.17	2004	GOODS AND SUPPLIES
857	HOLOX LINDE GAS LIMITED		\$749.34	2004	GOODS AND SUPPLIES
4663	HOLOX LINDE GAS LIMITED		\$24.81	2004	GOODS AND SUPPLIES
1784	HOLOX LINDE GAS LIMITED		\$13.86	2004	GOODS AND SUPPLIES
13257	HOLOX LINDE GAS LIMITED		\$58.28	2004	GOODS AND SUPPLIES
2540	HOLOX LINDE GAS LIMITED		\$859.98	2004	GOODS AND SUPPLIES
4975	HOLOX LINDE GAS LIMITED		\$72.45	2004	GOODS AND SUPPLIES
13627	HOLOX LINDE GAS LIMITED		\$180.33	2004	GOODS AND SUPPLIES
6438	HOLOX LINDE GAS LIMITED		\$283.51	2004	GOODS AND SUPPLIES
9303	HOLOX LINDE GAS LIMITED		\$292.53	2004	GOODS AND SUPPLIES
8086	HOLOX LINDE GAS LIMITED		\$300.85	2004	GOODS AND SUPPLIES
3493	HOLOX LINDE GAS LIMITED		\$700.00	2004	GOODS AND SUPPLIES
11337	HOLOX LINDE GAS LIMITED		\$98.83	2004	GOODS AND SUPPLIES
586	HOLOX LINDE GAS LIMITED		\$5,248.95	2004	GOODS AND SUPPLIES
5247	HOLOX LINDE GAS LIMITED		\$301.47	2004	GOODS AND SUPPLIES
2042	HOLOX LINDE GAS LIMITED		\$76.50	2004	GOODS AND SUPPLIES
2795	HOLOX LINDE GAS LIMITED		\$750.00	2004	GOODS AND SUPPLIES
8526	HOLOX LINDE GAS LIMITED		\$124.50	2004	GOODS AND SUPPLIES
11698	HOLOX LINDE GAS LIMITED		\$31.23	2004	GOODS AND SUPPLIES
859	HOLOX LINDE GAS LIMITED		\$186.10	2004	GOODS AND SUPPLIES
4940	HOLOX LINDE GAS LIMITED		\$315.00	2004	GOODS AND SUPPLIES
860	HOLOX LINDE GAS LIMITED		\$713.66	2004	GOODS AND SUPPLIES
2161	HOLOX LINDE GAS LIMITED		\$273.42	2004	GOODS AND SUPPLIES
10603	HOLOX LINDE GAS LIMITED		\$18.90	2004	GOODS AND SUPPLIES
10272	HOLOX LINDE GAS LIMITED		\$291.57	2004	GOODS AND SUPPLIES
8606	HOLOX LINDE GAS LIMITED		\$477.17	2004	GOODS AND SUPPLIES
2550	HOLOX LINDE GAS LIMITED		\$1,168.36	2004	GOODS AND SUPPLIES
5423	HOLOX LINDE GAS LIMITED		\$462.93	2004	GOODS AND SUPPLIES
7083	HOLOX LINDE GAS LIMITED		\$320.33	2004	GOODS AND SUPPLIES
583	HOLOX LINDE GAS LIMITED		\$745.22	2004	GOODS AND SUPPLIES

GOODS AND SERVICES CONTRACTS

Appendix A

PURCHASE ORDER #	VENDOR NAME	ETHNICITY	AWARD AMOUNT	FY	BUSINESS CATEGORY
2471	HOLOX LINDE GAS LIMITED		\$270.78	2004	GOODS AND SUPPLIES
3140	HOLOX LINDE GAS LIMITED		\$120.39	2004	GOODS AND SUPPLIES
5629	HOLOX LINDE GAS LIMITED		\$66.15	2004	GOODS AND SUPPLIES
4015	HOLOX LINDE GAS LIMITED		\$305.45	2004	GOODS AND SUPPLIES
7671	HOLOX LINDE GAS LIMITED		\$310.61	2004	GOODS AND SUPPLIES
10901	HOLOX LINDE GAS LIMITED		\$533.26	2004	GOODS AND SUPPLIES
4045	HOLOX LINDE GAS LIMITED		\$596.21	2004	GOODS AND SUPPLIES
11042	HOLOX LINDE GAS LIMITED		\$273.75	2004	GOODS AND SUPPLIES
7803	HOLOX LINDE GAS LIMITED		\$193.09	2004	GOODS AND SUPPLIES
7937	HOLOX LINDE GAS LIMITED		\$175.91	2004	GOODS AND SUPPLIES
20122	HOLOX LINDE GAS LIMITED		\$624.02	2005	GOODS AND SUPPLIES
20148	HOLOX LINDE GAS LIMITED		\$300.00	2005	GOODS AND SUPPLIES
17640	HOLOX LINDE GAS LIMITED		\$770.59	2005	GOODS AND SUPPLIES
16984	HOLOX LINDE GAS LIMITED		\$300.00	2005	GOODS AND SUPPLIES
29016	HOLOX LINDE GAS LIMITED		\$519.88	2003	GOODS AND SUPPLIES
14671	HOLOX LINDE GAS LIMITED		\$679.22	2004	GOODS AND SUPPLIES
21751	HOLOX LINDE GAS LIMITED		\$479.85	2005	GOODS AND SUPPLIES
14754	HOLOX LINDE GAS LIMITED		\$200.00	2005	GOODS AND SUPPLIES
20512	HOLOX LINDE GAS LIMITED		\$250.00	2005	GOODS AND SUPPLIES
24369	HOLOX LINDE GAS LIMITED		\$322.25	2005	GOODS AND SUPPLIES
26210	HOLOX LINDE GAS LIMITED		\$322.25	2005	GOODS AND SUPPLIES
22543	HOLOX LINDE GAS LIMITED		\$500.00	2005	GOODS AND SUPPLIES
23170	HOLOX LINDE GAS LIMITED		\$83.55	2005	GOODS AND SUPPLIES
15995	HOLOX LINDE GAS LIMITED		\$750.00	2005	GOODS AND SUPPLIES
19100	HOLOX LINDE GAS LIMITED		\$292.63	2005	GOODS AND SUPPLIES
15985	HOLOX LINDE GAS LIMITED		\$750.00	2005	GOODS AND SUPPLIES
20761	HOLOX LINDE GAS LIMITED		\$101.85	2005	GOODS AND SUPPLIES
20370	HOLOX LINDE GAS LIMITED		\$302.72	2005	GOODS AND SUPPLIES
15907	HOLOX LINDE GAS LIMITED		\$292.95	2005	GOODS AND SUPPLIES
21280	HOLOX LINDE GAS LIMITED		\$296.73	2005	GOODS AND SUPPLIES
23593	HOLOX LINDE GAS LIMITED		\$4,200.00	2005	GOODS AND SUPPLIES
16736	HOLOX LINDE GAS LIMITED		\$525.00	2005	GOODS AND SUPPLIES
25322	HOLOX LINDE GAS LIMITED		\$298.80	2005	GOODS AND SUPPLIES
22619	HOLOX LINDE GAS LIMITED		\$634.11	2005	GOODS AND SUPPLIES

GOODS AND SERVICES CONTRACTS

Appendix A

PURCHASE ORDER #	VENDOR NAME	ETHNICITY	AWARD AMOUNT	FY	BUSINESS CATEGORY
26745	HOME DECOR LIQUIDATORS LLC		\$465.15	2005	GOODS AND SUPPLIES
26755	HOME DECOR LIQUIDATORS LLC		\$329.70	2005	GOODS AND SUPPLIES
4901	HOOD CONSTRUCTION CO INC		\$370.00	2004	GOODS AND SUPPLIES
32859	HOUSE OF FABRIC CHEZ FABRIQUE INC		\$96.55	2003	GOODS AND SUPPLIES
19694	HOUSE OF FRAMES & PAINTING INC		\$92.36	2005	GOODS AND SUPPLIES
39183	HUDSON BROTHERS		\$441.00	2003	GOODS AND SUPPLIES
38779	HUDSON BROTHERS		\$413.70	2003	GOODS AND SUPPLIES
38136	HUDSON BROTHERS		\$206.85	2003	GOODS AND SUPPLIES
9310	HUDSON BROTHERS		\$462.00	2004	GOODS AND SUPPLIES
9630	HUDSON BROTHERS		\$57.75	2004	GOODS AND SUPPLIES
5623	HUDSON BROTHERS		\$650.50	2004	GOODS AND SUPPLIES
8645	HUDSON BROTHERS		\$144.90	2004	GOODS AND SUPPLIES
9511	HUDSON BROTHERS		\$850.00	2004	GOODS AND SUPPLIES
9815	HUDSON BROTHERS		\$315.00	2004	GOODS AND SUPPLIES
8991	HUDSON BROTHERS		\$82.95	2004	GOODS AND SUPPLIES
24918	HUDSON BROTHERS		\$187.62	2005	GOODS AND SUPPLIES
25482	HUDSON BROTHERS		\$179.14	2005	GOODS AND SUPPLIES
36600	HUGHES SUPPLY	NONMINORITY MALE	\$227.11	2003	GOODS AND SUPPLIES
34992	HUGHES SUPPLY	NONMINORITY MALE	\$68.20	2003	GOODS AND SUPPLIES
36665	HUGHES SUPPLY	NONMINORITY MALE	\$251.32	2003	GOODS AND SUPPLIES
33263	HUGHES SUPPLY	NONMINORITY MALE	\$25.42	2003	GOODS AND SUPPLIES
36686	HUGHES SUPPLY	NONMINORITY MALE	\$5,309.30	2003	GOODS AND SUPPLIES
35105	HUGHES SUPPLY	NONMINORITY MALE	\$537.60	2003	GOODS AND SUPPLIES
37038	HUGHES SUPPLY	NONMINORITY MALE	\$38.61	2003	GOODS AND SUPPLIES
34626	HUGHES SUPPLY	NONMINORITY MALE	\$2,370.90	2003	GOODS AND SUPPLIES
36247	HUGHES SUPPLY	NONMINORITY MALE	\$64.74	2003	GOODS AND SUPPLIES
33690	HUGHES SUPPLY	NONMINORITY MALE	\$185.80	2003	GOODS AND SUPPLIES
36222	HUGHES SUPPLY	NONMINORITY MALE	\$71.78	2003	GOODS AND SUPPLIES
34222	HUGHES SUPPLY	NONMINORITY MALE	\$53.07	2003	GOODS AND SUPPLIES
33688	HUGHES SUPPLY	NONMINORITY MALE	\$8.57	2003	GOODS AND SUPPLIES
34564	HUGHES SUPPLY	NONMINORITY MALE	\$663.00	2003	GOODS AND SUPPLIES
34529	HUGHES SUPPLY	NONMINORITY MALE	\$134.37	2003	GOODS AND SUPPLIES
37078	HUGHES SUPPLY	NONMINORITY MALE	\$61.53	2003	GOODS AND SUPPLIES
35383	HUGHES SUPPLY	NONMINORITY MALE	\$424.36	2003	GOODS AND SUPPLIES

GOODS AND SERVICES CONTRACTS

Appendix A

PURCHASE ORDER #	VENDOR NAME	ETHNICITY	AWARD AMOUNT	FY	BUSINESS CATEGORY
34260	HUGHES SUPPLY	NONMINORITY MALE	\$263.30	2003	GOODS AND SUPPLIES
35439	HUGHES SUPPLY	NONMINORITY MALE	\$4,890.92	2003	GOODS AND SUPPLIES
36017	HUGHES SUPPLY	NONMINORITY MALE	\$34.65	2003	GOODS AND SUPPLIES
35742	HUGHES SUPPLY	NONMINORITY MALE	\$181.65	2003	GOODS AND SUPPLIES
35850	HUGHES SUPPLY	NONMINORITY MALE	\$38.19	2003	GOODS AND SUPPLIES
35854	HUGHES SUPPLY	NONMINORITY MALE	\$24.05	2003	GOODS AND SUPPLIES
36975	HUGHES SUPPLY	NONMINORITY MALE	\$34.15	2003	GOODS AND SUPPLIES
34301	HUGHES SUPPLY	NONMINORITY MALE	\$103.78	2003	GOODS AND SUPPLIES
37001	HUGHES SUPPLY	NONMINORITY MALE	\$36.68	2003	GOODS AND SUPPLIES
36998	HUGHES SUPPLY	NONMINORITY MALE	\$38.59	2003	GOODS AND SUPPLIES
34319	HUGHES SUPPLY	NONMINORITY MALE	\$24.49	2003	GOODS AND SUPPLIES
36937	HUGHES SUPPLY	NONMINORITY MALE	\$369.18	2003	GOODS AND SUPPLIES
33279	HUGHES SUPPLY	NONMINORITY MALE	\$9.45	2003	GOODS AND SUPPLIES
36469	HUGHES SUPPLY	NONMINORITY MALE	\$478.25	2003	GOODS AND SUPPLIES
36468	HUGHES SUPPLY	NONMINORITY MALE	\$99.31	2003	GOODS AND SUPPLIES
33270	HUGHES SUPPLY	NONMINORITY MALE	\$195.56	2003	GOODS AND SUPPLIES
36467	HUGHES SUPPLY	NONMINORITY MALE	\$491.00	2003	GOODS AND SUPPLIES
35279	HUGHES SUPPLY	NONMINORITY MALE	\$20.39	2003	GOODS AND SUPPLIES
37301	HUGHES SUPPLY	NONMINORITY MALE	\$150.92	2003	GOODS AND SUPPLIES
37300	HUGHES SUPPLY	NONMINORITY MALE	\$69.61	2003	GOODS AND SUPPLIES
33736	HUGHES SUPPLY	NONMINORITY MALE	\$1,594.38	2003	GOODS AND SUPPLIES
37293	HUGHES SUPPLY	NONMINORITY MALE	\$74.77	2003	GOODS AND SUPPLIES
35464	HUGHES SUPPLY	NONMINORITY MALE	\$929.81	2003	GOODS AND SUPPLIES
35299	HUGHES SUPPLY	NONMINORITY MALE	\$120.97	2003	GOODS AND SUPPLIES
34672	HUGHES SUPPLY	NONMINORITY MALE	\$119.51	2003	GOODS AND SUPPLIES
35300	HUGHES SUPPLY	NONMINORITY MALE	\$285.19	2003	GOODS AND SUPPLIES
36772	HUGHES SUPPLY	NONMINORITY MALE	\$866.25	2003	GOODS AND SUPPLIES
35347	HUGHES SUPPLY	NONMINORITY MALE	\$120.04	2003	GOODS AND SUPPLIES
34000	HUGHES SUPPLY	NONMINORITY MALE	\$117.12	2003	GOODS AND SUPPLIES
35370	HUGHES SUPPLY	NONMINORITY MALE	\$28.93	2003	GOODS AND SUPPLIES
33570	HUGHES SUPPLY	NONMINORITY MALE	\$36.61	2003	GOODS AND SUPPLIES
34039	HUGHES SUPPLY	NONMINORITY MALE	\$1,536.57	2003	GOODS AND SUPPLIES
34071	HUGHES SUPPLY	NONMINORITY MALE	\$1,989.00	2003	GOODS AND SUPPLIES
34702	HUGHES SUPPLY	NONMINORITY MALE	\$24.16	2003	GOODS AND SUPPLIES

GOODS AND SERVICES CONTRACTS

Appendix A

PURCHASE ORDER #	VENDOR NAME	ETHNICITY	AWARD AMOUNT	FY	BUSINESS CATEGORY
36709	HUGHES SUPPLY	NONMINORITY MALE	\$4,920.72	2003	GOODS AND SUPPLIES
33734	HUGHES SUPPLY	NONMINORITY MALE	\$4,927.69	2003	GOODS AND SUPPLIES
41982	HUGHES SUPPLY	NONMINORITY MALE	\$11.39	2005	GOODS AND SUPPLIES
39641	HUGHES SUPPLY	NONMINORITY MALE	\$320.83	2003	GOODS AND SUPPLIES
30155	HUGHES SUPPLY	NONMINORITY MALE	\$936.00	2003	GOODS AND SUPPLIES
32610	HUGHES SUPPLY	NONMINORITY MALE	\$41.60	2003	GOODS AND SUPPLIES
31228	HUGHES SUPPLY	NONMINORITY MALE	\$43.83	2003	GOODS AND SUPPLIES
30156	HUGHES SUPPLY	NONMINORITY MALE	\$873.60	2003	GOODS AND SUPPLIES
31478	HUGHES SUPPLY	NONMINORITY MALE	\$873.60	2003	GOODS AND SUPPLIES
41923	HUGHES SUPPLY	NONMINORITY MALE	\$5,250.00	2005	GOODS AND SUPPLIES
31677	HUGHES SUPPLY	NONMINORITY MALE	\$14,298.13	2003	GOODS AND SUPPLIES
32916	HUGHES SUPPLY	NONMINORITY MALE	\$1,695.75	2003	GOODS AND SUPPLIES
41076	HUGHES SUPPLY	NONMINORITY MALE	\$20,754.83	2005	GOODS AND SUPPLIES
37799	HUGHES SUPPLY	NONMINORITY MALE	\$385.02	2003	GOODS AND SUPPLIES
32617	HUGHES SUPPLY	NONMINORITY MALE	\$41.60	2003	GOODS AND SUPPLIES
38589	HUGHES SUPPLY	NONMINORITY MALE	\$24.56	2003	GOODS AND SUPPLIES
30152	HUGHES SUPPLY	NONMINORITY MALE	\$327.33	2003	GOODS AND SUPPLIES
31477	HUGHES SUPPLY	NONMINORITY MALE	\$172.50	2003	GOODS AND SUPPLIES
39670	HUGHES SUPPLY	NONMINORITY MALE	\$216.07	2003	GOODS AND SUPPLIES
41520	HUGHES SUPPLY	NONMINORITY MALE	\$210.50	2005	GOODS AND SUPPLIES
32932	HUGHES SUPPLY	NONMINORITY MALE	\$217.68	2003	GOODS AND SUPPLIES
30157	HUGHES SUPPLY	NONMINORITY MALE	\$1,864.89	2003	GOODS AND SUPPLIES
38644	HUGHES SUPPLY	NONMINORITY MALE	\$34.73	2003	GOODS AND SUPPLIES
38650	HUGHES SUPPLY	NONMINORITY MALE	\$312.90	2003	GOODS AND SUPPLIES
38654	HUGHES SUPPLY	NONMINORITY MALE	\$36.73	2003	GOODS AND SUPPLIES
35844	HUGHES SUPPLY	NONMINORITY MALE	\$32.76	2003	GOODS AND SUPPLIES
40021	HUGHES SUPPLY	NONMINORITY MALE	\$3,458.42	2003	GOODS AND SUPPLIES
38663	HUGHES SUPPLY	NONMINORITY MALE	\$53.06	2003	GOODS AND SUPPLIES
38668	HUGHES SUPPLY	NONMINORITY MALE	\$113.21	2003	GOODS AND SUPPLIES
31685	HUGHES SUPPLY	NONMINORITY MALE	\$112.79	2003	GOODS AND SUPPLIES
37873	HUGHES SUPPLY	NONMINORITY MALE	\$478.03	2003	GOODS AND SUPPLIES
29845	HUGHES SUPPLY	NONMINORITY MALE	\$95.49	2003	GOODS AND SUPPLIES
39754	HUGHES SUPPLY	NONMINORITY MALE	\$313.54	2003	GOODS AND SUPPLIES
41330	HUGHES SUPPLY	NONMINORITY MALE	\$441.18	2005	GOODS AND SUPPLIES

GOODS AND SERVICES CONTRACTS

Appendix A

PURCHASE ORDER #	VENDOR NAME	ETHNICITY	AWARD AMOUNT	FY	BUSINESS CATEGORY
32745	HUGHES SUPPLY	NONMINORITY MALE	\$27.93	2003	GOODS AND SUPPLIES
29770	HUGHES SUPPLY	NONMINORITY MALE	\$122.35	2003	GOODS AND SUPPLIES
32742	HUGHES SUPPLY	NONMINORITY MALE	\$64.29	2003	GOODS AND SUPPLIES
41797	HUGHES SUPPLY	NONMINORITY MALE	\$774.77	2005	GOODS AND SUPPLIES
41813	HUGHES SUPPLY	NONMINORITY MALE	\$2,734.20	2005	GOODS AND SUPPLIES
41815	HUGHES SUPPLY	NONMINORITY MALE	\$190.93	2005	GOODS AND SUPPLIES
31311	HUGHES SUPPLY	NONMINORITY MALE	\$445.71	2003	GOODS AND SUPPLIES
29710	HUGHES SUPPLY	NONMINORITY MALE	\$97.13	2003	GOODS AND SUPPLIES
31347	HUGHES SUPPLY	NONMINORITY MALE	\$161.22	2003	GOODS AND SUPPLIES
31505	HUGHES SUPPLY	NONMINORITY MALE	\$1,031.66	2003	GOODS AND SUPPLIES
38627	HUGHES SUPPLY	NONMINORITY MALE	\$36.75	2003	GOODS AND SUPPLIES
32722	HUGHES SUPPLY	NONMINORITY MALE	\$87.05	2003	GOODS AND SUPPLIES
32717	HUGHES SUPPLY	NONMINORITY MALE	\$191.81	2003	GOODS AND SUPPLIES
39733	HUGHES SUPPLY	NONMINORITY MALE	\$40.52	2003	GOODS AND SUPPLIES
41841	HUGHES SUPPLY	NONMINORITY MALE	\$7,810.74	2005	GOODS AND SUPPLIES
31237	HUGHES SUPPLY	NONMINORITY MALE	\$352.80	2003	GOODS AND SUPPLIES
31634	HUGHES SUPPLY	NONMINORITY MALE	\$2,680.08	2003	GOODS AND SUPPLIES
29670	HUGHES SUPPLY	NONMINORITY MALE	\$1,236.39	2003	GOODS AND SUPPLIES
29651	HUGHES SUPPLY	NONMINORITY MALE	\$19,172.88	2003	GOODS AND SUPPLIES
32688	HUGHES SUPPLY	NONMINORITY MALE	\$203.12	2003	GOODS AND SUPPLIES
29646	HUGHES SUPPLY	NONMINORITY MALE	\$103,394.97	2003	GOODS AND SUPPLIES
38199	HUGHES SUPPLY	NONMINORITY MALE	\$13,947.53	2003	GOODS AND SUPPLIES
30108	HUGHES SUPPLY	NONMINORITY MALE	\$4,808.89	2003	GOODS AND SUPPLIES
37875	HUGHES SUPPLY	NONMINORITY MALE	\$332.24	2003	GOODS AND SUPPLIES
37533	HUGHES SUPPLY	NONMINORITY MALE	\$42.53	2003	GOODS AND SUPPLIES
39030	HUGHES SUPPLY	NONMINORITY MALE	\$520.80	2003	GOODS AND SUPPLIES
29258	HUGHES SUPPLY	NONMINORITY MALE	\$3,533.90	2003	GOODS AND SUPPLIES
30727	HUGHES SUPPLY	NONMINORITY MALE	\$55.20	2003	GOODS AND SUPPLIES
32360	HUGHES SUPPLY	NONMINORITY MALE	\$4,739.39	2003	GOODS AND SUPPLIES
30998	HUGHES SUPPLY	NONMINORITY MALE	\$4,717.10	2003	GOODS AND SUPPLIES
33194	HUGHES SUPPLY	NONMINORITY MALE	\$4,810.46	2003	GOODS AND SUPPLIES
39063	HUGHES SUPPLY	NONMINORITY MALE	\$77.85	2003	GOODS AND SUPPLIES
32024	HUGHES SUPPLY	NONMINORITY MALE	\$8,644.23	2003	GOODS AND SUPPLIES
32016	HUGHES SUPPLY	NONMINORITY MALE	\$28.80	2003	GOODS AND SUPPLIES

GOODS AND SERVICES CONTRACTS

Appendix A

PURCHASE ORDER #	VENDOR NAME	ETHNICITY	AWARD AMOUNT	FY	BUSINESS CATEGORY
29215	HUGHES SUPPLY	NONMINORITY MALE	\$1,443.85	2003	GOODS AND SUPPLIES
31980	HUGHES SUPPLY	NONMINORITY MALE	\$166.15	2003	GOODS AND SUPPLIES
30798	HUGHES SUPPLY	NONMINORITY MALE	\$70.82	2003	GOODS AND SUPPLIES
39254	HUGHES SUPPLY	NONMINORITY MALE	\$495.04	2003	GOODS AND SUPPLIES
32128	HUGHES SUPPLY	NONMINORITY MALE	\$45.66	2003	GOODS AND SUPPLIES
37507	HUGHES SUPPLY	NONMINORITY MALE	\$33.61	2003	GOODS AND SUPPLIES
31839	HUGHES SUPPLY	NONMINORITY MALE	\$1,184.88	2003	GOODS AND SUPPLIES
39368	HUGHES SUPPLY	NONMINORITY MALE	\$78.38	2003	GOODS AND SUPPLIES
40019	HUGHES SUPPLY	NONMINORITY MALE	\$1,591.20	2003	GOODS AND SUPPLIES
30934	HUGHES SUPPLY	NONMINORITY MALE	\$3,491.75	2003	GOODS AND SUPPLIES
33214	HUGHES SUPPLY	NONMINORITY MALE	\$131.61	2003	GOODS AND SUPPLIES
31922	HUGHES SUPPLY	NONMINORITY MALE	\$32.74	2003	GOODS AND SUPPLIES
39359	HUGHES SUPPLY	NONMINORITY MALE	\$632.69	2003	GOODS AND SUPPLIES
37541	HUGHES SUPPLY	NONMINORITY MALE	\$82.82	2003	GOODS AND SUPPLIES
31451	HUGHES SUPPLY	NONMINORITY MALE	\$37.20	2003	GOODS AND SUPPLIES
39342	HUGHES SUPPLY	NONMINORITY MALE	\$172.68	2003	GOODS AND SUPPLIES
31808	HUGHES SUPPLY	NONMINORITY MALE	\$53.50	2003	GOODS AND SUPPLIES
30914	HUGHES SUPPLY	NONMINORITY MALE	\$1,319.84	2003	GOODS AND SUPPLIES
31921	HUGHES SUPPLY	NONMINORITY MALE	\$39.41	2003	GOODS AND SUPPLIES
30999	HUGHES SUPPLY	NONMINORITY MALE	\$1,079.89	2003	GOODS AND SUPPLIES
30933	HUGHES SUPPLY	NONMINORITY MALE	\$721.82	2003	GOODS AND SUPPLIES
29471	HUGHES SUPPLY	NONMINORITY MALE	\$873.60	2003	GOODS AND SUPPLIES
37723	HUGHES SUPPLY	NONMINORITY MALE	\$722.80	2003	GOODS AND SUPPLIES
30674	HUGHES SUPPLY	NONMINORITY MALE	\$4,910.51	2003	GOODS AND SUPPLIES
30658	HUGHES SUPPLY	NONMINORITY MALE	\$4,853.85	2003	GOODS AND SUPPLIES
37705	HUGHES SUPPLY	NONMINORITY MALE	\$1,336.86	2003	GOODS AND SUPPLIES
30648	HUGHES SUPPLY	NONMINORITY MALE	\$432.60	2003	GOODS AND SUPPLIES
38861	HUGHES SUPPLY	NONMINORITY MALE	\$804.71	2003	GOODS AND SUPPLIES
38865	HUGHES SUPPLY	NONMINORITY MALE	\$484.96	2003	GOODS AND SUPPLIES
32198	HUGHES SUPPLY	NONMINORITY MALE	\$287.74	2003	GOODS AND SUPPLIES
30702	HUGHES SUPPLY	NONMINORITY MALE	\$1,283.10	2003	GOODS AND SUPPLIES
30662	HUGHES SUPPLY	NONMINORITY MALE	\$1,137.54	2003	GOODS AND SUPPLIES
38894	HUGHES SUPPLY	NONMINORITY MALE	\$96.78	2003	GOODS AND SUPPLIES
32205	HUGHES SUPPLY	NONMINORITY MALE	\$41.60	2003	GOODS AND SUPPLIES

GOODS AND SERVICES CONTRACTS

Appendix A

PURCHASE ORDER #	VENDOR NAME	ETHNICITY	AWARD AMOUNT	FY	BUSINESS CATEGORY
32318	HUGHES SUPPLY	NONMINORITY MALE	\$3,325.88	2003	GOODS AND SUPPLIES
32357	HUGHES SUPPLY	NONMINORITY MALE	\$741.40	2003	GOODS AND SUPPLIES
38688	HUGHES SUPPLY	NONMINORITY MALE	\$366.38	2003	GOODS AND SUPPLIES
31000	HUGHES SUPPLY	NONMINORITY MALE	\$1,216.26	2003	GOODS AND SUPPLIES
41991	HUGHES SUPPLY	NONMINORITY MALE	\$3,701.10	2005	GOODS AND SUPPLIES
30715	HUGHES SUPPLY	NONMINORITY MALE	\$27.39	2003	GOODS AND SUPPLIES
30717	HUGHES SUPPLY	NONMINORITY MALE	\$130.14	2003	GOODS AND SUPPLIES
38896	HUGHES SUPPLY	NONMINORITY MALE	\$117.60	2003	GOODS AND SUPPLIES
32315	HUGHES SUPPLY	NONMINORITY MALE	\$873.60	2003	GOODS AND SUPPLIES
4336	HUGHES SUPPLY	NONMINORITY MALE	\$2,467.50	2004	GOODS AND SUPPLIES
6628	HUGHES SUPPLY	NONMINORITY MALE	\$792.75	2004	GOODS AND SUPPLIES
2126	HUGHES SUPPLY	NONMINORITY MALE	\$210.00	2004	GOODS AND SUPPLIES
3910	HUGHES SUPPLY	NONMINORITY MALE	\$619.08	2004	GOODS AND SUPPLIES
7069	HUGHES SUPPLY	NONMINORITY MALE	\$540.75	2004	GOODS AND SUPPLIES
5383	HUGHES SUPPLY	NONMINORITY MALE	\$3,211.64	2004	GOODS AND SUPPLIES
13314	HUGHES SUPPLY	NONMINORITY MALE	\$2,574.93	2004	GOODS AND SUPPLIES
5931	HUGHES SUPPLY	NONMINORITY MALE	\$134.57	2004	GOODS AND SUPPLIES
5288	HUGHES SUPPLY	NONMINORITY MALE	\$406.35	2004	GOODS AND SUPPLIES
3911	HUGHES SUPPLY	NONMINORITY MALE	\$9,672.60	2004	GOODS AND SUPPLIES
5443	HUGHES SUPPLY	NONMINORITY MALE	\$209.32	2004	GOODS AND SUPPLIES
1971	HUGHES SUPPLY	NONMINORITY MALE	\$94.11	2004	GOODS AND SUPPLIES
3694	HUGHES SUPPLY	NONMINORITY MALE	\$258.59	2004	GOODS AND SUPPLIES
3696	HUGHES SUPPLY	NONMINORITY MALE	\$1,568.13	2004	GOODS AND SUPPLIES
3909	HUGHES SUPPLY	NONMINORITY MALE	\$7,781.35	2004	GOODS AND SUPPLIES
55	HUGHES SUPPLY	NONMINORITY MALE	\$6,300.00	2004	GOODS AND SUPPLIES
12432	HUGHES SUPPLY	NONMINORITY MALE	\$2,507.40	2004	GOODS AND SUPPLIES
4465	HUGHES SUPPLY	NONMINORITY MALE	\$317.12	2004	GOODS AND SUPPLIES
6807	HUGHES SUPPLY	NONMINORITY MALE	\$63.26	2004	GOODS AND SUPPLIES
4501	HUGHES SUPPLY	NONMINORITY MALE	\$50.00	2004	GOODS AND SUPPLIES
13009	HUGHES SUPPLY	NONMINORITY MALE	\$57.50	2004	GOODS AND SUPPLIES
2320	HUGHES SUPPLY	NONMINORITY MALE	\$1,121.19	2004	GOODS AND SUPPLIES
550	HUGHES SUPPLY	NONMINORITY MALE	\$332.26	2004	GOODS AND SUPPLIES
3978	HUGHES SUPPLY	NONMINORITY MALE	\$735.00	2004	GOODS AND SUPPLIES
1871	HUGHES SUPPLY	NONMINORITY MALE	\$758.10	2004	GOODS AND SUPPLIES

GOODS AND SERVICES CONTRACTS

Appendix A

PURCHASE ORDER #	VENDOR NAME	ETHNICITY	AWARD AMOUNT	FY	BUSINESS CATEGORY
4520	HUGHES SUPPLY	NONMINORITY MALE	\$514.50	2004	GOODS AND SUPPLIES
3893	HUGHES SUPPLY	NONMINORITY MALE	\$416.44	2004	GOODS AND SUPPLIES
4845	HUGHES SUPPLY	NONMINORITY MALE	\$256.66	2004	GOODS AND SUPPLIES
399	HUGHES SUPPLY	NONMINORITY MALE	\$70,340.03	2004	GOODS AND SUPPLIES
2038	HUGHES SUPPLY	NONMINORITY MALE	\$249.90	2004	GOODS AND SUPPLIES
1872	HUGHES SUPPLY	NONMINORITY MALE	\$794.36	2004	GOODS AND SUPPLIES
579	HUGHES SUPPLY	NONMINORITY MALE	\$611.18	2004	GOODS AND SUPPLIES
2163	HUGHES SUPPLY	NONMINORITY MALE	\$257.25	2004	GOODS AND SUPPLIES
4847	HUGHES SUPPLY	NONMINORITY MALE	\$500.87	2004	GOODS AND SUPPLIES
6917	HUGHES SUPPLY	NONMINORITY MALE	\$18,887.40	2004	GOODS AND SUPPLIES
883	HUGHES SUPPLY	NONMINORITY MALE	\$377.16	2004	GOODS AND SUPPLIES
12959	HUGHES SUPPLY	NONMINORITY MALE	\$82.69	2004	GOODS AND SUPPLIES
864	HUGHES SUPPLY	NONMINORITY MALE	\$330.75	2004	GOODS AND SUPPLIES
6947	HUGHES SUPPLY	NONMINORITY MALE	\$4,725.00	2004	GOODS AND SUPPLIES
6616	HUGHES SUPPLY	NONMINORITY MALE	\$339.37	2004	GOODS AND SUPPLIES
2483	HUGHES SUPPLY	NONMINORITY MALE	\$63.87	2004	GOODS AND SUPPLIES
54	HUGHES SUPPLY	NONMINORITY MALE	\$3,937.50	2004	GOODS AND SUPPLIES
12795	HUGHES SUPPLY	NONMINORITY MALE	\$550.18	2004	GOODS AND SUPPLIES
607	HUGHES SUPPLY	NONMINORITY MALE	\$477.23	2004	GOODS AND SUPPLIES
2137	HUGHES SUPPLY	NONMINORITY MALE	\$374.86	2004	GOODS AND SUPPLIES
12682	HUGHES SUPPLY	NONMINORITY MALE	\$273.63	2004	GOODS AND SUPPLIES
3815	HUGHES SUPPLY	NONMINORITY MALE	\$314.74	2004	GOODS AND SUPPLIES
7620	HUGHES SUPPLY	NONMINORITY MALE	\$476.52	2004	GOODS AND SUPPLIES
874	HUGHES SUPPLY	NONMINORITY MALE	\$368.20	2004	GOODS AND SUPPLIES
4040	HUGHES SUPPLY	NONMINORITY MALE	\$1,945.28	2004	GOODS AND SUPPLIES
3816	HUGHES SUPPLY	NONMINORITY MALE	\$201.15	2004	GOODS AND SUPPLIES
12568	HUGHES SUPPLY	NONMINORITY MALE	\$43.78	2004	GOODS AND SUPPLIES
3822	HUGHES SUPPLY	NONMINORITY MALE	\$458.51	2004	GOODS AND SUPPLIES
327	HUGHES SUPPLY	NONMINORITY MALE	\$1,024.89	2004	GOODS AND SUPPLIES
3907	HUGHES SUPPLY	NONMINORITY MALE	\$32,532.15	2004	GOODS AND SUPPLIES
12998	HUGHES SUPPLY	NONMINORITY MALE	\$664.13	2004	GOODS AND SUPPLIES
12083	HUGHES SUPPLY	NONMINORITY MALE	\$315.00	2004	GOODS AND SUPPLIES
5391	HUGHES SUPPLY	NONMINORITY MALE	\$107.00	2004	GOODS AND SUPPLIES
6373	HUGHES SUPPLY	NONMINORITY MALE	\$3,221.59	2004	GOODS AND SUPPLIES

GOODS AND SERVICES CONTRACTS

Appendix A

PURCHASE ORDER #	VENDOR NAME	ETHNICITY	AWARD AMOUNT	FY	BUSINESS CATEGORY
12049	HUGHES SUPPLY	NONMINORITY MALE	\$4,725.00	2004	GOODS AND SUPPLIES
6069	HUGHES SUPPLY	NONMINORITY MALE	\$178.84	2004	GOODS AND SUPPLIES
321	HUGHES SUPPLY	NONMINORITY MALE	\$4.01	2004	GOODS AND SUPPLIES
12047	HUGHES SUPPLY	NONMINORITY MALE	\$6,300.00	2004	GOODS AND SUPPLIES
4081	HUGHES SUPPLY	NONMINORITY MALE	\$2,500.00	2004	GOODS AND SUPPLIES
5060	HUGHES SUPPLY	NONMINORITY MALE	\$4,725.00	2004	GOODS AND SUPPLIES
326	HUGHES SUPPLY	NONMINORITY MALE	\$256.66	2004	GOODS AND SUPPLIES
7595	HUGHES SUPPLY	NONMINORITY MALE	\$4,725.00	2004	GOODS AND SUPPLIES
77	HUGHES SUPPLY	NONMINORITY MALE	\$40.40	2004	GOODS AND SUPPLIES
3834	HUGHES SUPPLY	NONMINORITY MALE	\$98.82	2004	GOODS AND SUPPLIES
5410	HUGHES SUPPLY	NONMINORITY MALE	\$1,172.44	2004	GOODS AND SUPPLIES
12104	HUGHES SUPPLY	NONMINORITY MALE	\$235.00	2004	GOODS AND SUPPLIES
2378	HUGHES SUPPLY	NONMINORITY MALE	\$3.41	2004	GOODS AND SUPPLIES
6273	HUGHES SUPPLY	NONMINORITY MALE	\$3,425.16	2004	GOODS AND SUPPLIES
4287	HUGHES SUPPLY	NONMINORITY MALE	\$668.32	2004	GOODS AND SUPPLIES
7234	HUGHES SUPPLY	NONMINORITY MALE	\$4,781.70	2004	GOODS AND SUPPLIES
3760	HUGHES SUPPLY	NONMINORITY MALE	\$3,950.47	2004	GOODS AND SUPPLIES
3896	HUGHES SUPPLY	NONMINORITY MALE	\$254.75	2004	GOODS AND SUPPLIES
7245	HUGHES SUPPLY	NONMINORITY MALE	\$137.16	2004	GOODS AND SUPPLIES
3761	HUGHES SUPPLY	NONMINORITY MALE	\$4,265.31	2004	GOODS AND SUPPLIES
3895	HUGHES SUPPLY	NONMINORITY MALE	\$350.62	2004	GOODS AND SUPPLIES
11801	HUGHES SUPPLY	NONMINORITY MALE	\$1,259.16	2004	GOODS AND SUPPLIES
4021	HUGHES SUPPLY	NONMINORITY MALE	\$374.87	2004	GOODS AND SUPPLIES
7295	HUGHES SUPPLY	NONMINORITY MALE	\$1,239.32	2004	GOODS AND SUPPLIES
3814	HUGHES SUPPLY	NONMINORITY MALE	\$314.74	2004	GOODS AND SUPPLIES
2404	HUGHES SUPPLY	NONMINORITY MALE	\$411.60	2004	GOODS AND SUPPLIES
4874	HUGHES SUPPLY	NONMINORITY MALE	\$3,862.97	2004	GOODS AND SUPPLIES
3894	HUGHES SUPPLY	NONMINORITY MALE	\$312.09	2004	GOODS AND SUPPLIES
13008	HUGHES SUPPLY	NONMINORITY MALE	\$1,811.25	2004	GOODS AND SUPPLIES
2317	HUGHES SUPPLY	NONMINORITY MALE	\$72.78	2004	GOODS AND SUPPLIES
4178	HUGHES SUPPLY	NONMINORITY MALE	\$1,562.78	2004	GOODS AND SUPPLIES
4017	HUGHES SUPPLY	NONMINORITY MALE	\$88.20	2004	GOODS AND SUPPLIES
4172	HUGHES SUPPLY	NONMINORITY MALE	\$4,328.47	2004	GOODS AND SUPPLIES
12087	HUGHES SUPPLY	NONMINORITY MALE	\$315.00	2004	GOODS AND SUPPLIES

GOODS AND SERVICES CONTRACTS

Appendix A

PURCHASE ORDER #	VENDOR NAME	ETHNICITY	AWARD AMOUNT	FY	BUSINESS CATEGORY
12084	HUGHES SUPPLY	NONMINORITY MALE	\$315.00	2004	GOODS AND SUPPLIES
3908	HUGHES SUPPLY	NONMINORITY MALE	\$9,427.10	2004	GOODS AND SUPPLIES
13125	HUGHES SUPPLY	NONMINORITY MALE	\$1,163.15	2004	GOODS AND SUPPLIES
11138	HUGHES SUPPLY	NONMINORITY MALE	\$619.50	2004	GOODS AND SUPPLIES
1423	HUGHES SUPPLY	NONMINORITY MALE	\$336.00	2004	GOODS AND SUPPLIES
11477	HUGHES SUPPLY	NONMINORITY MALE	\$4,725.00	2004	GOODS AND SUPPLIES
9860	HUGHES SUPPLY	NONMINORITY MALE	\$474.00	2004	GOODS AND SUPPLIES
3027	HUGHES SUPPLY	NONMINORITY MALE	\$150.14	2004	GOODS AND SUPPLIES
9567	HUGHES SUPPLY	NONMINORITY MALE	\$8,269.62	2004	GOODS AND SUPPLIES
11415	HUGHES SUPPLY	NONMINORITY MALE	\$2,500.00	2004	GOODS AND SUPPLIES
13760	HUGHES SUPPLY	NONMINORITY MALE	\$543.90	2004	GOODS AND SUPPLIES
8611	HUGHES SUPPLY	NONMINORITY MALE	\$579.76	2004	GOODS AND SUPPLIES
8654	HUGHES SUPPLY	NONMINORITY MALE	\$158.27	2004	GOODS AND SUPPLIES
9030	HUGHES SUPPLY	NONMINORITY MALE	\$2,866.50	2004	GOODS AND SUPPLIES
11391	HUGHES SUPPLY	NONMINORITY MALE	\$6,423.17	2004	GOODS AND SUPPLIES
2864	HUGHES SUPPLY	NONMINORITY MALE	\$228.82	2004	GOODS AND SUPPLIES
3322	HUGHES SUPPLY	NONMINORITY MALE	\$700.00	2004	GOODS AND SUPPLIES
3069	HUGHES SUPPLY	NONMINORITY MALE	\$30.71	2004	GOODS AND SUPPLIES
10817	HUGHES SUPPLY	NONMINORITY MALE	\$45.17	2004	GOODS AND SUPPLIES
9898	HUGHES SUPPLY	NONMINORITY MALE	\$300.00	2004	GOODS AND SUPPLIES
10848	HUGHES SUPPLY	NONMINORITY MALE	\$1,299.80	2004	GOODS AND SUPPLIES
8718	HUGHES SUPPLY	NONMINORITY MALE	\$624.15	2004	GOODS AND SUPPLIES
1412	HUGHES SUPPLY	NONMINORITY MALE	\$267.29	2004	GOODS AND SUPPLIES
1276	HUGHES SUPPLY	NONMINORITY MALE	\$467.46	2004	GOODS AND SUPPLIES
2574	HUGHES SUPPLY	NONMINORITY MALE	\$1,068.32	2004	GOODS AND SUPPLIES
2913	HUGHES SUPPLY	NONMINORITY MALE	\$61.60	2004	GOODS AND SUPPLIES
9899	HUGHES SUPPLY	NONMINORITY MALE	\$563.12	2004	GOODS AND SUPPLIES
785	HUGHES SUPPLY	NONMINORITY MALE	\$3.86	2004	GOODS AND SUPPLIES
157	HUGHES SUPPLY	NONMINORITY MALE	\$1,328.25	2004	GOODS AND SUPPLIES
3213	HUGHES SUPPLY	NONMINORITY MALE	\$2,625.00	2004	GOODS AND SUPPLIES
10016	HUGHES SUPPLY	NONMINORITY MALE	\$4,725.00	2004	GOODS AND SUPPLIES
8621	HUGHES SUPPLY	NONMINORITY MALE	\$1,500.00	2004	GOODS AND SUPPLIES
3301	HUGHES SUPPLY	NONMINORITY MALE	\$500.00	2004	GOODS AND SUPPLIES
2727	HUGHES SUPPLY	NONMINORITY MALE	\$240.01	2004	GOODS AND SUPPLIES

GOODS AND SERVICES CONTRACTS

Appendix A

PURCHASE ORDER #	VENDOR NAME	ETHNICITY	AWARD AMOUNT	FY	BUSINESS CATEGORY
2922	HUGHES SUPPLY	NONMINORITY MALE	\$2,660.00	2004	GOODS AND SUPPLIES
908	HUGHES SUPPLY	NONMINORITY MALE	\$38.12	2004	GOODS AND SUPPLIES
13902	HUGHES SUPPLY	NONMINORITY MALE	\$3,630.91	2004	GOODS AND SUPPLIES
3066	HUGHES SUPPLY	NONMINORITY MALE	\$63.24	2004	GOODS AND SUPPLIES
2830	HUGHES SUPPLY	NONMINORITY MALE	\$784.35	2004	GOODS AND SUPPLIES
2746	HUGHES SUPPLY	NONMINORITY MALE	\$58.07	2004	GOODS AND SUPPLIES
10315	HUGHES SUPPLY	NONMINORITY MALE	\$3,139.50	2004	GOODS AND SUPPLIES
13753	HUGHES SUPPLY	NONMINORITY MALE	\$5,250.00	2004	GOODS AND SUPPLIES
890	HUGHES SUPPLY	NONMINORITY MALE	\$3,211.53	2004	GOODS AND SUPPLIES
11640	HUGHES SUPPLY	NONMINORITY MALE	\$1,332.45	2004	GOODS AND SUPPLIES
13851	HUGHES SUPPLY	NONMINORITY MALE	\$497.28	2004	GOODS AND SUPPLIES
172	HUGHES SUPPLY	NONMINORITY MALE	\$1,094.15	2004	GOODS AND SUPPLIES
1381	HUGHES SUPPLY	NONMINORITY MALE	\$176.29	2004	GOODS AND SUPPLIES
9726	HUGHES SUPPLY	NONMINORITY MALE	\$74.92	2004	GOODS AND SUPPLIES
9458	HUGHES SUPPLY	NONMINORITY MALE	\$7,126.47	2004	GOODS AND SUPPLIES
168	HUGHES SUPPLY	NONMINORITY MALE	\$256.66	2004	GOODS AND SUPPLIES
1460	HUGHES SUPPLY	NONMINORITY MALE	\$1,085.18	2004	GOODS AND SUPPLIES
11002	HUGHES SUPPLY	NONMINORITY MALE	\$2,408.03	2004	GOODS AND SUPPLIES
9521	HUGHES SUPPLY	NONMINORITY MALE	\$4,000.00	2004	GOODS AND SUPPLIES
9355	HUGHES SUPPLY	NONMINORITY MALE	\$493.50	2004	GOODS AND SUPPLIES
3126	HUGHES SUPPLY	NONMINORITY MALE	\$409.50	2004	GOODS AND SUPPLIES
3255	HUGHES SUPPLY	NONMINORITY MALE	\$2,500.00	2004	GOODS AND SUPPLIES
11504	HUGHES SUPPLY	NONMINORITY MALE	\$6,300.00	2004	GOODS AND SUPPLIES
1298	HUGHES SUPPLY	NONMINORITY MALE	\$140.28	2004	GOODS AND SUPPLIES
8936	HUGHES SUPPLY	NONMINORITY MALE	\$24.62	2004	GOODS AND SUPPLIES
3253	HUGHES SUPPLY	NONMINORITY MALE	\$2,839.46	2004	GOODS AND SUPPLIES
11634	HUGHES SUPPLY	NONMINORITY MALE	\$3,912.99	2004	GOODS AND SUPPLIES
10881	HUGHES SUPPLY	NONMINORITY MALE	\$900.00	2004	GOODS AND SUPPLIES
3513	HUGHES SUPPLY	NONMINORITY MALE	\$4,000.00	2004	GOODS AND SUPPLIES
8668	HUGHES SUPPLY	NONMINORITY MALE	\$1,648.27	2004	GOODS AND SUPPLIES
18877	HUGHES SUPPLY	NONMINORITY MALE	\$232,236.90	2005	GOODS AND SUPPLIES
24873	HUGHES SUPPLY	NONMINORITY MALE	\$3,678.76	2005	GOODS AND SUPPLIES
24241	HUGHES SUPPLY	NONMINORITY MALE	\$3,197.10	2005	GOODS AND SUPPLIES
21866	HUGHES SUPPLY	NONMINORITY MALE	\$36.54	2005	GOODS AND SUPPLIES

GOODS AND SERVICES CONTRACTS

Appendix A

PURCHASE ORDER #	VENDOR NAME	ETHNICITY	AWARD AMOUNT	FY	BUSINESS CATEGORY
22740	HUGHES SUPPLY	NONMINORITY MALE	\$685.71	2005	GOODS AND SUPPLIES
25703	HUGHES SUPPLY	NONMINORITY MALE	\$2,100.00	2005	GOODS AND SUPPLIES
14018	HUGHES SUPPLY	NONMINORITY MALE	\$2,767.28	2004	GOODS AND SUPPLIES
19115	HUGHES SUPPLY	NONMINORITY MALE	\$1,942.29	2005	GOODS AND SUPPLIES
15065	HUGHES SUPPLY	NONMINORITY MALE	\$8,400.00	2005	GOODS AND SUPPLIES
25036	HUGHES SUPPLY	NONMINORITY MALE	\$278.24	2005	GOODS AND SUPPLIES
16451	HUGHES SUPPLY	NONMINORITY MALE	\$2,835.83	2005	GOODS AND SUPPLIES
19930	HUGHES SUPPLY	NONMINORITY MALE	\$8,400.00	2005	GOODS AND SUPPLIES
15059	HUGHES SUPPLY	NONMINORITY MALE	\$28,813.94	2005	GOODS AND SUPPLIES
28992	HUGHES SUPPLY	NONMINORITY MALE	\$4,862.83	2003	GOODS AND SUPPLIES
14267	HUGHES SUPPLY	NONMINORITY MALE	\$5,045.24	2004	GOODS AND SUPPLIES
14543	HUGHES SUPPLY	NONMINORITY MALE	\$1,182.43	2004	GOODS AND SUPPLIES
18817	HUGHES SUPPLY	NONMINORITY MALE	\$1,837.50	2005	GOODS AND SUPPLIES
22012	HUGHES SUPPLY	NONMINORITY MALE	\$8,400.00	2005	GOODS AND SUPPLIES
23722	HUGHES SUPPLY	NONMINORITY MALE	\$491.50	2005	GOODS AND SUPPLIES
24603	HUGHES SUPPLY	NONMINORITY MALE	\$58.83	2005	GOODS AND SUPPLIES
17740	HUGHES SUPPLY	NONMINORITY MALE	\$273.26	2005	GOODS AND SUPPLIES
16441	HUGHES SUPPLY	NONMINORITY MALE	\$494.55	2005	GOODS AND SUPPLIES
15439	HUGHES SUPPLY	NONMINORITY MALE	\$890.40	2005	GOODS AND SUPPLIES
18215	HUGHES SUPPLY	NONMINORITY MALE	\$3,479.47	2005	GOODS AND SUPPLIES
27025	HUGHES SUPPLY	NONMINORITY MALE	\$8,502.85	2005	GOODS AND SUPPLIES
24490	HUGHES SUPPLY	NONMINORITY MALE	\$6,300.00	2005	GOODS AND SUPPLIES
14068	HUGHES SUPPLY	NONMINORITY MALE	\$90.77	2004	GOODS AND SUPPLIES
20445	HUGHES SUPPLY	NONMINORITY MALE	\$2,847.51	2005	GOODS AND SUPPLIES
25693	HUGHES SUPPLY	NONMINORITY MALE	\$6,993.00	2005	GOODS AND SUPPLIES
25694	HUGHES SUPPLY	NONMINORITY MALE	\$6,993.00	2005	GOODS AND SUPPLIES
22024	HUGHES SUPPLY	NONMINORITY MALE	\$4,000.00	2005	GOODS AND SUPPLIES
15440	HUGHES SUPPLY	NONMINORITY MALE	\$894.81	2005	GOODS AND SUPPLIES
18310	HUGHES SUPPLY	NONMINORITY MALE	\$6,300.00	2005	GOODS AND SUPPLIES
18031	HUGHES SUPPLY	NONMINORITY MALE	\$2,000.00	2005	GOODS AND SUPPLIES
24998	HUGHES SUPPLY	NONMINORITY MALE	\$7,489.63	2005	GOODS AND SUPPLIES
25252	HUGHES SUPPLY	NONMINORITY MALE	\$2,013.95	2005	GOODS AND SUPPLIES
28240	HUGHES SUPPLY	NONMINORITY MALE	\$27.03	2003	GOODS AND SUPPLIES
28333	HUGHES SUPPLY	NONMINORITY MALE	\$2,276.90	2003	GOODS AND SUPPLIES

GOODS AND SERVICES CONTRACTS

Appendix A

PURCHASE ORDER #	VENDOR NAME	ETHNICITY	AWARD AMOUNT	FY	BUSINESS CATEGORY
28246	HUGHES SUPPLY	NONMINORITY MALE	\$33.49	2003	GOODS AND SUPPLIES
19836	HUGHES SUPPLY	NONMINORITY MALE	\$938.70	2005	GOODS AND SUPPLIES
24365	HUGHES SUPPLY	NONMINORITY MALE	\$282.17	2005	GOODS AND SUPPLIES
18860	HUGHES SUPPLY	NONMINORITY MALE	\$400.05	2005	GOODS AND SUPPLIES
23444	HUGHES SUPPLY	NONMINORITY MALE	\$934.79	2005	GOODS AND SUPPLIES
23689	HUGHES SUPPLY	NONMINORITY MALE	\$500.00	2005	GOODS AND SUPPLIES
24313	HUGHES SUPPLY	NONMINORITY MALE	\$2,656.50	2005	GOODS AND SUPPLIES
20061	HUGHES SUPPLY	NONMINORITY MALE	\$1,660.46	2005	GOODS AND SUPPLIES
28260	HUGHES SUPPLY	NONMINORITY MALE	\$192.40	2003	GOODS AND SUPPLIES
26390	HUGHES SUPPLY	NONMINORITY MALE	\$3,920.15	2005	GOODS AND SUPPLIES
15012	HUGHES SUPPLY	NONMINORITY MALE	\$135.94	2005	GOODS AND SUPPLIES
25237	HUGHES SUPPLY	NONMINORITY MALE	\$6,993.00	2005	GOODS AND SUPPLIES
14570	HUGHES SUPPLY	NONMINORITY MALE	\$461.94	2004	GOODS AND SUPPLIES
23700	HUGHES SUPPLY	NONMINORITY MALE	\$131.25	2005	GOODS AND SUPPLIES
25798	HUGHES SUPPLY	NONMINORITY MALE	\$231.00	2005	GOODS AND SUPPLIES
19258	HUGHES SUPPLY	NONMINORITY MALE	\$1,348.35	2005	GOODS AND SUPPLIES
24271	HUGHES SUPPLY	NONMINORITY MALE	\$1,375.50	2005	GOODS AND SUPPLIES
21101	HUGHES SUPPLY	NONMINORITY MALE	\$6,423.06	2005	GOODS AND SUPPLIES
14017	HUGHES SUPPLY	NONMINORITY MALE	\$58.17	2004	GOODS AND SUPPLIES
15178	HUGHES SUPPLY	NONMINORITY MALE	\$2,500.00	2005	GOODS AND SUPPLIES
15747	HUGHES SUPPLY	NONMINORITY MALE	\$78.53	2005	GOODS AND SUPPLIES
14418	HUGHES SUPPLY	NONMINORITY MALE	\$3,896.15	2004	GOODS AND SUPPLIES
20159	HUGHES SUPPLY	NONMINORITY MALE	\$2,611.35	2005	GOODS AND SUPPLIES
24314	HUGHES SUPPLY	NONMINORITY MALE	\$2,782.40	2005	GOODS AND SUPPLIES
16816	HUGHES SUPPLY	NONMINORITY MALE	\$6,423.06	2005	GOODS AND SUPPLIES
14403	HUGHES SUPPLY	NONMINORITY MALE	\$467.04	2004	GOODS AND SUPPLIES
15520	HUGHES SUPPLY	NONMINORITY MALE	\$2,000.00	2005	GOODS AND SUPPLIES
28234	HUGHES SUPPLY	NONMINORITY MALE	\$29.30	2003	GOODS AND SUPPLIES
17397	HUGHES SUPPLY	NONMINORITY MALE	\$143.85	2005	GOODS AND SUPPLIES
28995	HUGHES SUPPLY	NONMINORITY MALE	\$257.96	2003	GOODS AND SUPPLIES
16798	HUGHES SUPPLY	NONMINORITY MALE	\$540.75	2005	GOODS AND SUPPLIES
24312	HUGHES SUPPLY	NONMINORITY MALE	\$4,436.25	2005	GOODS AND SUPPLIES
28221	HUGHES SUPPLY	NONMINORITY MALE	\$136.76	2003	GOODS AND SUPPLIES
24093	HUGHES SUPPLY	NONMINORITY MALE	\$115.80	2005	GOODS AND SUPPLIES

GOODS AND SERVICES CONTRACTS

Appendix A

PURCHASE ORDER #	VENDOR NAME	ETHNICITY	AWARD AMOUNT	FY	BUSINESS CATEGORY
23599	HUGHES SUPPLY	NONMINORITY MALE	\$1,243.85	2005	GOODS AND SUPPLIES
24805	HUGHES SUPPLY	NONMINORITY MALE	\$4,306.12	2005	GOODS AND SUPPLIES
24804	HUGHES SUPPLY	NONMINORITY MALE	\$1,702.50	2005	GOODS AND SUPPLIES
27566	HUGHES SUPPLY	NONMINORITY MALE	\$4,370.39	2005	GOODS AND SUPPLIES
28056	HUGHES SUPPLY	NONMINORITY MALE	\$815.82	2003	GOODS AND SUPPLIES
28100	HUGHES SUPPLY	NONMINORITY MALE	\$97.55	2003	GOODS AND SUPPLIES
15679	HUGHES SUPPLY	NONMINORITY MALE	\$4,725.00	2005	GOODS AND SUPPLIES
28149	HUGHES SUPPLY	NONMINORITY MALE	\$72.07	2003	GOODS AND SUPPLIES
26731	HUGHES SUPPLY	NONMINORITY MALE	\$46.59	2005	GOODS AND SUPPLIES
17586	HUGHES SUPPLY	NONMINORITY MALE	\$2,100.00	2005	GOODS AND SUPPLIES
16948	HUGHES SUPPLY	NONMINORITY MALE	\$8,400.00	2005	GOODS AND SUPPLIES
28102	HUGHES SUPPLY	NONMINORITY MALE	\$114.49	2003	GOODS AND SUPPLIES
28104	HUGHES SUPPLY	NONMINORITY MALE	\$121.15	2003	GOODS AND SUPPLIES
23601	HUGHES SUPPLY	NONMINORITY MALE	\$2,100.00	2005	GOODS AND SUPPLIES
18097	HUGHES SUPPLY	NONMINORITY MALE	\$8,954.30	2005	GOODS AND SUPPLIES
16642	HUGHES SUPPLY	NONMINORITY MALE	\$1,285.83	2005	GOODS AND SUPPLIES
23930	HUGHES SUPPLY	NONMINORITY MALE	\$118.51	2005	GOODS AND SUPPLIES
18804	HUGHES SUPPLY	NONMINORITY MALE	\$100.00	2005	GOODS AND SUPPLIES
27956	HUGHES SUPPLY	NONMINORITY MALE	\$546.21	2003	GOODS AND SUPPLIES
16544	HUGHES SUPPLY	NONMINORITY MALE	\$1,500.00	2005	GOODS AND SUPPLIES
17598	HUGHES SUPPLY	NONMINORITY MALE	\$2,500.00	2005	GOODS AND SUPPLIES
22598	HUGHES SUPPLY	NONMINORITY MALE	\$2,578.20	2005	GOODS AND SUPPLIES
28847	HUGHES SUPPLY	NONMINORITY MALE	\$306.38	2003	GOODS AND SUPPLIES
15639	HUGHES SUPPLY	NONMINORITY MALE	\$1,914.68	2005	GOODS AND SUPPLIES
22567	HUGHES SUPPLY	NONMINORITY MALE	\$257.73	2005	GOODS AND SUPPLIES
16227	HUGHES SUPPLY	NONMINORITY MALE	\$964.69	2005	GOODS AND SUPPLIES
13964	HUGHES SUPPLY	NONMINORITY MALE	\$59.86	2004	GOODS AND SUPPLIES
27944	HUGHES SUPPLY	NONMINORITY MALE	\$34.42	2003	GOODS AND SUPPLIES
15668	HUGHES SUPPLY	NONMINORITY MALE	\$1,057.10	2005	GOODS AND SUPPLIES
17588	HUGHES SUPPLY	NONMINORITY MALE	\$52.50	2005	GOODS AND SUPPLIES
16874	HUGHES SUPPLY	NONMINORITY MALE	\$224.95	2005	GOODS AND SUPPLIES
27935	HUGHES SUPPLY	NONMINORITY MALE	\$494.83	2003	GOODS AND SUPPLIES
14531	HUGHES SUPPLY	NONMINORITY MALE	\$997.92	2004	GOODS AND SUPPLIES
22708	HUGHES SUPPLY	NONMINORITY MALE	\$1,364.90	2005	GOODS AND SUPPLIES

GOODS AND SERVICES CONTRACTS

Appendix A

PURCHASE ORDER #	VENDOR NAME	ETHNICITY	AWARD AMOUNT	FY	BUSINESS CATEGORY
21691	HUGHES SUPPLY	NONMINORITY MALE	\$75.44	2005	GOODS AND SUPPLIES
20099	HUGHES SUPPLY	NONMINORITY MALE	\$355.11	2005	GOODS AND SUPPLIES
15640	HUGHES SUPPLY	NONMINORITY MALE	\$1,142.19	2005	GOODS AND SUPPLIES
21537	HUGHES SUPPLY	NONMINORITY MALE	\$100.00	2005	GOODS AND SUPPLIES
26510	HUGHES SUPPLY	NONMINORITY MALE	\$3,082.33	2005	GOODS AND SUPPLIES
25563	HUGHES SUPPLY	NONMINORITY MALE	\$1,726.20	2005	GOODS AND SUPPLIES
21054	HUGHES SUPPLY	NONMINORITY MALE	\$2,778.30	2005	GOODS AND SUPPLIES
14020	HUGHES SUPPLY	NONMINORITY MALE	\$2,982.12	2004	GOODS AND SUPPLIES
14791	HUGHES SUPPLY	NONMINORITY MALE	\$200.59	2005	GOODS AND SUPPLIES
20780	HUGHES SUPPLY	NONMINORITY MALE	\$23,960.09	2005	GOODS AND SUPPLIES
22388	HUGHES SUPPLY	NONMINORITY MALE	\$131.99	2005	GOODS AND SUPPLIES
25559	HUGHES SUPPLY	NONMINORITY MALE	\$2,230.83	2005	GOODS AND SUPPLIES
23080	HUGHES SUPPLY	NONMINORITY MALE	\$2,928.81	2005	GOODS AND SUPPLIES
27465	HUGHES SUPPLY	NONMINORITY MALE	\$5,250.00	2005	GOODS AND SUPPLIES
19575	HUGHES SUPPLY	NONMINORITY MALE	\$707.51	2005	GOODS AND SUPPLIES
25626	HUGHES SUPPLY	NONMINORITY MALE	\$9,450.00	2005	GOODS AND SUPPLIES
22008	HUGHES SUPPLY	NONMINORITY MALE	\$2,205.00	2005	GOODS AND SUPPLIES
24653	HUGHES SUPPLY	NONMINORITY MALE	\$6,423.17	2005	GOODS AND SUPPLIES
18601	HUGHES SUPPLY	NONMINORITY MALE	\$4,674.60	2005	GOODS AND SUPPLIES
22009	HUGHES SUPPLY	NONMINORITY MALE	\$1,269.45	2005	GOODS AND SUPPLIES
19863	HUGHES SUPPLY	NONMINORITY MALE	\$334.32	2005	GOODS AND SUPPLIES
23993	HUGHES SUPPLY	NONMINORITY MALE	\$36.77	2005	GOODS AND SUPPLIES
21652	HUGHES SUPPLY	NONMINORITY MALE	\$1,896.93	2005	GOODS AND SUPPLIES
15427	HUGHES SUPPLY	NONMINORITY MALE	\$2,000.00	2005	GOODS AND SUPPLIES
14415	HUGHES SUPPLY	NONMINORITY MALE	\$1,138.89	2004	GOODS AND SUPPLIES
26251	HUGHES SUPPLY	NONMINORITY MALE	\$91.14	2005	GOODS AND SUPPLIES
15688	HUGHES SUPPLY	NONMINORITY MALE	\$11,196.31	2005	GOODS AND SUPPLIES
28122	HUGHES SUPPLY	NONMINORITY MALE	\$296.45	2003	GOODS AND SUPPLIES
17384	HUGHES SUPPLY	NONMINORITY MALE	\$7,513.80	2005	GOODS AND SUPPLIES
18433	HUGHES SUPPLY	NONMINORITY MALE	\$388.50	2005	GOODS AND SUPPLIES
14784	HUGHES SUPPLY	NONMINORITY MALE	\$1,465.99	2005	GOODS AND SUPPLIES
28131	HUGHES SUPPLY	NONMINORITY MALE	\$23.45	2003	GOODS AND SUPPLIES
16973	HUGHES SUPPLY	NONMINORITY MALE	\$926.10	2005	GOODS AND SUPPLIES
15693	HUGHES SUPPLY	NONMINORITY MALE	\$9,290.93	2005	GOODS AND SUPPLIES

GOODS AND SERVICES CONTRACTS

Appendix A

PURCHASE ORDER #	VENDOR NAME	ETHNICITY	AWARD AMOUNT	FY	BUSINESS CATEGORY
19572	HUGHES SUPPLY	NONMINORITY MALE	\$2,208.06	2005	GOODS AND SUPPLIES
14411	HUGHES SUPPLY	NONMINORITY MALE	\$467.50	2004	GOODS AND SUPPLIES
14407	HUGHES SUPPLY	NONMINORITY MALE	\$1,732.50	2004	GOODS AND SUPPLIES
22916	HUGHES SUPPLY	NONMINORITY MALE	\$36,026.87	2005	GOODS AND SUPPLIES
27330	HUGHES SUPPLY	NONMINORITY MALE	\$214.42	2005	GOODS AND SUPPLIES
26753	HUGHES SUPPLY	NONMINORITY MALE	\$360.15	2005	GOODS AND SUPPLIES
28130	HUGHES SUPPLY	NONMINORITY MALE	\$133.14	2003	GOODS AND SUPPLIES
21223	HUSSEY GAY BELL DEYOUNG INTERNATIONAL INC		\$40.00	2005	GOODS AND SUPPLIES
32131	I C I PAINTS		\$33.72	2003	GOODS AND SUPPLIES
33502	I C I PAINTS		\$113.18	2003	GOODS AND SUPPLIES
35403	I C I PAINTS		\$258.41	2003	GOODS AND SUPPLIES
35303	I C I PAINTS		\$276.94	2003	GOODS AND SUPPLIES
35394	I C I PAINTS		\$472.50	2003	GOODS AND SUPPLIES
7089	I C I PAINTS		\$288.81	2004	GOODS AND SUPPLIES
1641	I C I PAINTS		\$80.60	2004	GOODS AND SUPPLIES
12101	I C I PAINTS		\$2,000.00	2004	GOODS AND SUPPLIES
7181	I C I PAINTS		\$766.08	2004	GOODS AND SUPPLIES
20134	I C I PAINTS		\$8,015.95	2005	GOODS AND SUPPLIES
25806	I C I PAINTS		\$500.00	2005	GOODS AND SUPPLIES
37047	IF ITS PAPER		\$22.23	2003	GOODS AND SUPPLIES
33551	IF ITS PAPER		\$63.58	2003	GOODS AND SUPPLIES
38082	IF ITS PAPER		\$320.82	2003	GOODS AND SUPPLIES
37050	IF ITS PAPER		\$30.71	2003	GOODS AND SUPPLIES
34254	IF ITS PAPER		\$67.24	2003	GOODS AND SUPPLIES
36996	IF ITS PAPER		\$31.86	2003	GOODS AND SUPPLIES
36371	IF ITS PAPER		\$257.79	2003	GOODS AND SUPPLIES
38273	IF ITS PAPER		\$61.20	2003	GOODS AND SUPPLIES
35459	IF ITS PAPER		\$126.00	2003	GOODS AND SUPPLIES
29644	IF ITS PAPER		\$143.67	2003	GOODS AND SUPPLIES
35182	IF ITS PAPER		\$84.00	2003	GOODS AND SUPPLIES
35534	IF ITS PAPER		\$236.55	2003	GOODS AND SUPPLIES
33643	IF ITS PAPER		\$201.37	2003	GOODS AND SUPPLIES
29619	IF ITS PAPER		\$64.92	2003	GOODS AND SUPPLIES
38293	IF ITS PAPER		\$97.21	2003	GOODS AND SUPPLIES

GOODS AND SERVICES CONTRACTS

Appendix A

PURCHASE ORDER #	VENDOR NAME	ETHNICITY	AWARD AMOUNT	FY	BUSINESS CATEGORY
2580	IF ITS PAPER		\$97.18	2004	GOODS AND SUPPLIES
4762	IF ITS PAPER		\$37.77	2004	GOODS AND SUPPLIES
3529	IF ITS PAPER		\$300.00	2004	GOODS AND SUPPLIES
4478	IF ITS PAPER		\$20.21	2004	GOODS AND SUPPLIES
6392	IF ITS PAPER		\$52.19	2004	GOODS AND SUPPLIES
4573	IF ITS PAPER		\$126.64	2004	GOODS AND SUPPLIES
938	IF ITS PAPER		\$54.56	2004	GOODS AND SUPPLIES
10697	IF ITS PAPER		\$27.28	2004	GOODS AND SUPPLIES
4065	IF ITS PAPER		\$63.00	2004	GOODS AND SUPPLIES
9648	IF ITS PAPER		\$315.00	2004	GOODS AND SUPPLIES
21153	IF ITS PAPER		\$142.38	2005	GOODS AND SUPPLIES
25524	IF ITS PAPER		\$100.00	2005	GOODS AND SUPPLIES
16001	IF ITS PAPER		\$300.00	2005	GOODS AND SUPPLIES
23798	IF ITS PAPER		\$184.63	2005	GOODS AND SUPPLIES
19426	IF ITS PAPER		\$44.45	2005	GOODS AND SUPPLIES
20414	IF ITS PAPER		\$100.00	2005	GOODS AND SUPPLIES
22284	IF ITS PAPER		\$210.00	2005	GOODS AND SUPPLIES
18619	IF ITS PAPER		\$200.00	2005	GOODS AND SUPPLIES
25649	IF ITS PAPER		\$115.34	2005	GOODS AND SUPPLIES
21758	IF ITS PAPER		\$131.25	2005	GOODS AND SUPPLIES
14436	IF ITS PAPER		\$40.92	2004	GOODS AND SUPPLIES
19358	IF ITS PAPER		\$200.00	2005	GOODS AND SUPPLIES
8156	IMAGE CRAFT PHOTO SERVICE LLC		\$64.07	2004	GOODS AND SUPPLIES
9051	IMAGE CRAFT PHOTO SERVICE LLC		\$211.37	2004	GOODS AND SUPPLIES
11195	IMAGE CRAFT PHOTO SERVICE LLC		\$29.95	2004	GOODS AND SUPPLIES
4586	IMAGE PRODUCTIONS NEWSCLIPS		\$52.50	2004	GOODS AND SUPPLIES
20359	IMAGE PRODUCTIONS NEWSCLIPS		\$31.50	2005	GOODS AND SUPPLIES
17048	IMAGE PRODUCTIONS NEWSCLIPS		\$80.00	2005	GOODS AND SUPPLIES
36608	IMAGE REPRODUCTIONS		\$36.75	2003	GOODS AND SUPPLIES
40378	IMAGE REPRODUCTIONS		\$89.50	2003	GOODS AND SUPPLIES
38388	IMAGE REPRODUCTIONS		\$1,122.92	2003	GOODS AND SUPPLIES
30475	IMAGE REPRODUCTIONS		\$20.95	2003	GOODS AND SUPPLIES
33116	IMAGE REPRODUCTIONS		\$27.72	2003	GOODS AND SUPPLIES
32811	IMAGE REPRODUCTIONS		\$350.00	2003	GOODS AND SUPPLIES

GOODS AND SERVICES CONTRACTS

Appendix A

PURCHASE ORDER #	VENDOR NAME	ETHNICITY	AWARD AMOUNT	FY	BUSINESS CATEGORY
33474	IMAGE REPRODUCTIONS		\$109.03	2003	GOODS AND SUPPLIES
12732	IMAGE REPRODUCTIONS		\$53.70	2004	GOODS AND SUPPLIES
23626	IMAGE REPRODUCTIONS		\$42.00	2005	GOODS AND SUPPLIES
41271	IMAGING TECHNOLOGIES SERVICES INC	NONMINORITY MALE	\$870.00	2005	GOODS AND SUPPLIES
33590	IMAGING TECHNOLOGIES SERVICES INC	NONMINORITY MALE	\$402.68	2003	GOODS AND SUPPLIES
35788	IMAGING TECHNOLOGIES SERVICES INC	NONMINORITY MALE	\$94.50	2003	GOODS AND SUPPLIES
39697	IMAGING TECHNOLOGIES SERVICES INC	NONMINORITY MALE	\$460.11	2003	GOODS AND SUPPLIES
34876	IMAGING TECHNOLOGIES SERVICES INC	NONMINORITY MALE	\$737.21	2003	GOODS AND SUPPLIES
33789	IMAGING TECHNOLOGIES SERVICES INC	NONMINORITY MALE	\$294.00	2003	GOODS AND SUPPLIES
33704	IMAGING TECHNOLOGIES SERVICES INC	NONMINORITY MALE	\$904.79	2003	GOODS AND SUPPLIES
38319	IMAGING TECHNOLOGIES SERVICES INC	NONMINORITY MALE	\$499.80	2003	GOODS AND SUPPLIES
33718	IMAGING TECHNOLOGIES SERVICES INC	NONMINORITY MALE	\$82.95	2003	GOODS AND SUPPLIES
32931	IMAGING TECHNOLOGIES SERVICES INC	NONMINORITY MALE	\$56.99	2003	GOODS AND SUPPLIES
41302	IMAGING TECHNOLOGIES SERVICES INC	NONMINORITY MALE	\$329.69	2005	GOODS AND SUPPLIES
36733	IMAGING TECHNOLOGIES SERVICES INC	NONMINORITY MALE	\$220.25	2003	GOODS AND SUPPLIES
34879	IMAGING TECHNOLOGIES SERVICES INC	NONMINORITY MALE	\$761.45	2003	GOODS AND SUPPLIES
39898	IMAGING TECHNOLOGIES SERVICES INC	NONMINORITY MALE	\$385.88	2003	GOODS AND SUPPLIES
33988	IMAGING TECHNOLOGIES SERVICES INC	NONMINORITY MALE	\$387.77	2003	GOODS AND SUPPLIES
34043	IMAGING TECHNOLOGIES SERVICES INC	NONMINORITY MALE	\$396.90	2003	GOODS AND SUPPLIES
39382	IMAGING TECHNOLOGIES SERVICES INC	NONMINORITY MALE	\$304.50	2003	GOODS AND SUPPLIES
40081	IMAGING TECHNOLOGIES SERVICES INC	NONMINORITY MALE	\$1,378.00	2003	GOODS AND SUPPLIES
38233	IMAGING TECHNOLOGIES SERVICES INC	NONMINORITY MALE	\$466.73	2003	GOODS AND SUPPLIES
41506	IMAGING TECHNOLOGIES SERVICES INC	NONMINORITY MALE	\$345.61	2005	GOODS AND SUPPLIES
35760	IMAGING TECHNOLOGIES SERVICES INC	NONMINORITY MALE	\$252.00	2003	GOODS AND SUPPLIES
42209	IMAGING TECHNOLOGIES SERVICES INC	NONMINORITY MALE	\$410.10	2005	GOODS AND SUPPLIES
39122	IMAGING TECHNOLOGIES SERVICES INC	NONMINORITY MALE	\$130.50	2003	GOODS AND SUPPLIES
38234	IMAGING TECHNOLOGIES SERVICES INC	NONMINORITY MALE	\$430.71	2003	GOODS AND SUPPLIES
5534	IMAGING TECHNOLOGIES SERVICES INC	NONMINORITY MALE	\$2,201.85	2004	GOODS AND SUPPLIES
9594	IMAGING TECHNOLOGIES SERVICES INC	NONMINORITY MALE	\$939.75	2004	GOODS AND SUPPLIES
4063	IMAGING TECHNOLOGIES SERVICES INC	NONMINORITY MALE	\$304.50	2004	GOODS AND SUPPLIES
13954	IMAGING TECHNOLOGIES SERVICES INC	NONMINORITY MALE	\$107.10	2004	GOODS AND SUPPLIES
1927	IMAGING TECHNOLOGIES SERVICES INC	NONMINORITY MALE	\$314.90	2004	GOODS AND SUPPLIES
5448	IMAGING TECHNOLOGIES SERVICES INC	NONMINORITY MALE	\$277.99	2004	GOODS AND SUPPLIES
8327	IMAGING TECHNOLOGIES SERVICES INC	NONMINORITY MALE	\$90.72	2004	GOODS AND SUPPLIES

GOODS AND SERVICES CONTRACTS

Appendix A

PURCHASE ORDER #	VENDOR NAME	ETHNICITY	AWARD AMOUNT	FY	BUSINESS CATEGORY
5560	IMAGING TECHNOLOGIES SERVICES INC	NONMINORITY MALE	\$132.80	2004	GOODS AND SUPPLIES
7997	IMAGING TECHNOLOGIES SERVICES INC	NONMINORITY MALE	\$304.50	2004	GOODS AND SUPPLIES
7973	IMAGING TECHNOLOGIES SERVICES INC	NONMINORITY MALE	\$1,684.20	2004	GOODS AND SUPPLIES
5679	IMAGING TECHNOLOGIES SERVICES INC	NONMINORITY MALE	\$308.70	2004	GOODS AND SUPPLIES
12521	IMAGING TECHNOLOGIES SERVICES INC	NONMINORITY MALE	\$155.40	2004	GOODS AND SUPPLIES
212	IMAGING TECHNOLOGIES SERVICES INC	NONMINORITY MALE	\$129.86	2004	GOODS AND SUPPLIES
8106	IMAGING TECHNOLOGIES SERVICES INC	NONMINORITY MALE	\$146.94	2004	GOODS AND SUPPLIES
9380	IMAGING TECHNOLOGIES SERVICES INC	NONMINORITY MALE	\$327.89	2004	GOODS AND SUPPLIES
9102	IMAGING TECHNOLOGIES SERVICES INC	NONMINORITY MALE	\$357.21	2004	GOODS AND SUPPLIES
2687	IMAGING TECHNOLOGIES SERVICES INC	NONMINORITY MALE	\$559.44	2004	GOODS AND SUPPLIES
9470	IMAGING TECHNOLOGIES SERVICES INC	NONMINORITY MALE	\$304.50	2004	GOODS AND SUPPLIES
9101	IMAGING TECHNOLOGIES SERVICES INC	NONMINORITY MALE	\$395.14	2004	GOODS AND SUPPLIES
6506	IMAGING TECHNOLOGIES SERVICES INC	NONMINORITY MALE	\$510.30	2004	GOODS AND SUPPLIES
11624	IMAGING TECHNOLOGIES SERVICES INC	NONMINORITY MALE	\$304.50	2004	GOODS AND SUPPLIES
8342	IMAGING TECHNOLOGIES SERVICES INC	NONMINORITY MALE	\$176.90	2004	GOODS AND SUPPLIES
10521	IMAGING TECHNOLOGIES SERVICES INC	NONMINORITY MALE	\$322.30	2004	GOODS AND SUPPLIES
24135	IMAGING TECHNOLOGIES SERVICES INC	NONMINORITY MALE	\$422.02	2005	GOODS AND SUPPLIES
26456	IMAGING TECHNOLOGIES SERVICES INC	NONMINORITY MALE	\$199.99	2005	GOODS AND SUPPLIES
16016	IMAGING TECHNOLOGIES SERVICES INC	NONMINORITY MALE	\$304.50	2005	GOODS AND SUPPLIES
19129	IMAGING TECHNOLOGIES SERVICES INC	NONMINORITY MALE	\$260.82	2005	GOODS AND SUPPLIES
22748	IMAGING TECHNOLOGIES SERVICES INC	NONMINORITY MALE	\$146.04	2005	GOODS AND SUPPLIES
20422	IMAGING TECHNOLOGIES SERVICES INC	NONMINORITY MALE	\$34.13	2005	GOODS AND SUPPLIES
27008	IMAGING TECHNOLOGIES SERVICES INC	NONMINORITY MALE	\$18.90	2005	GOODS AND SUPPLIES
18028	IMAGING TECHNOLOGIES SERVICES INC	NONMINORITY MALE	\$304.50	2005	GOODS AND SUPPLIES
21026	IMAGING TECHNOLOGIES SERVICES INC	NONMINORITY MALE	\$913.50	2005	GOODS AND SUPPLIES
14292	IMAGING TECHNOLOGIES SERVICES INC	NONMINORITY MALE	\$99.75	2004	GOODS AND SUPPLIES
18604	IMAGING TECHNOLOGIES SERVICES INC	NONMINORITY MALE	\$1,932.00	2005	GOODS AND SUPPLIES
25646	IMAGING TECHNOLOGIES SERVICES INC	NONMINORITY MALE	\$737.54	2005	GOODS AND SUPPLIES
21775	IMAGING TECHNOLOGIES SERVICES INC	NONMINORITY MALE	\$75.26	2005	GOODS AND SUPPLIES
26824	IMAGING TECHNOLOGIES SERVICES INC	NONMINORITY MALE	\$369.20	2005	GOODS AND SUPPLIES
22217	IMAGING TECHNOLOGIES SERVICES INC	NONMINORITY MALE	\$157.50	2005	GOODS AND SUPPLIES
18260	IMAGING TECHNOLOGIES SERVICES INC	NONMINORITY MALE	\$304.50	2005	GOODS AND SUPPLIES
23898	IMAGING TECHNOLOGIES SERVICES INC	NONMINORITY MALE	\$377.58	2005	GOODS AND SUPPLIES
15659	IMAGING TECHNOLOGIES SERVICES INC	NONMINORITY MALE	\$404.62	2005	GOODS AND SUPPLIES

GOODS AND SERVICES CONTRACTS

Appendix A

PURCHASE ORDER #	VENDOR NAME	ETHNICITY	AWARD AMOUNT	FY	BUSINESS CATEGORY
15035	IMAGING TECHNOLOGIES SERVICES INC	NONMINORITY MALE	\$315.00	2005	GOODS AND SUPPLIES
27293	IMAGING TECHNOLOGIES SERVICES INC	NONMINORITY MALE	\$1,569.33	2005	GOODS AND SUPPLIES
20916	IMAGING TECHNOLOGIES SERVICES INC	NONMINORITY MALE	\$50.00	2005	GOODS AND SUPPLIES
19428	IMAGING TECHNOLOGIES SERVICES INC	NONMINORITY MALE	\$151.20	2005	GOODS AND SUPPLIES
27209	IMAGING TECHNOLOGIES SERVICES INC	NONMINORITY MALE	\$304.50	2005	GOODS AND SUPPLIES
21233	IMAGING TECHNOLOGIES SERVICES INC	NONMINORITY MALE	\$634.41	2005	GOODS AND SUPPLIES
25213	IMAGING TECHNOLOGIES SERVICES INC	NONMINORITY MALE	\$286.65	2005	GOODS AND SUPPLIES
23204	IMAGING TECHNOLOGIES SERVICES INC	NONMINORITY MALE	\$110.96	2005	GOODS AND SUPPLIES
25749	IMAGING TECHNOLOGIES SERVICES INC	NONMINORITY MALE	\$93.98	2005	GOODS AND SUPPLIES
19423	IMAGING TECHNOLOGIES SERVICES INC	NONMINORITY MALE	\$396.90	2005	GOODS AND SUPPLIES
26502	IMAGING TECHNOLOGIES SERVICES INC	NONMINORITY MALE	\$1,499.40	2005	GOODS AND SUPPLIES
27210	IMAGING TECHNOLOGIES SERVICES INC	NONMINORITY MALE	\$436.14	2005	GOODS AND SUPPLIES
22896	IMAGING TECHNOLOGIES SERVICES INC	NONMINORITY MALE	\$4,147.50	2005	GOODS AND SUPPLIES
21563	IMAGING TECHNOLOGIES SERVICES INC	NONMINORITY MALE	\$109.15	2005	GOODS AND SUPPLIES
24132	IMAGING TECHNOLOGIES SERVICES INC	NONMINORITY MALE	\$1,073.48	2005	GOODS AND SUPPLIES
24134	IMAGING TECHNOLOGIES SERVICES INC	NONMINORITY MALE	\$680.40	2005	GOODS AND SUPPLIES
14288	IMAGING TECHNOLOGIES SERVICES INC	NONMINORITY MALE	\$136.08	2004	GOODS AND SUPPLIES
16795	IMAGING TECHNOLOGIES SERVICES INC	NONMINORITY MALE	\$105.00	2005	GOODS AND SUPPLIES
21156	IMPROVEMENT CO LLC		\$1,440.00	2005	GOODS AND SUPPLIES
26631	IN DA CITI		\$500.00	2005	GOODS AND SUPPLIES
34595	INDCON INC		\$378.63	2003	GOODS AND SUPPLIES
32342	INDCON INC		\$359.10	2003	GOODS AND SUPPLIES
32677	INDCON INC		\$176.28	2003	GOODS AND SUPPLIES
36714	INDCON INC		\$269.33	2003	GOODS AND SUPPLIES
30917	INDCON INC		\$504.84	2003	GOODS AND SUPPLIES
20537	INDCON INC		\$252.42	2005	GOODS AND SUPPLIES
24240	INDCON INC		\$231.00	2005	GOODS AND SUPPLIES
35130	INDEPENDENT WATER WORKS SUPPLY	NONMINORITY MALE	\$4,460.00	2003	GOODS AND SUPPLIES
35440	INDEPENDENT WATER WORKS SUPPLY	NONMINORITY MALE	\$1,656.02	2003	GOODS AND SUPPLIES
33716	INDEPENDENT WATER WORKS SUPPLY	NONMINORITY MALE	\$492.17	2003	GOODS AND SUPPLIES
38614	INDEPENDENT WATER WORKS SUPPLY	NONMINORITY MALE	\$499.54	2003	GOODS AND SUPPLIES
35441	INDEPENDENT WATER WORKS SUPPLY	NONMINORITY MALE	\$3,505.95	2003	GOODS AND SUPPLIES
38623	INDEPENDENT WATER WORKS SUPPLY	NONMINORITY MALE	\$491.40	2003	GOODS AND SUPPLIES
35136	INDEPENDENT WATER WORKS SUPPLY	NONMINORITY MALE	\$1,135.94	2003	GOODS AND SUPPLIES

GOODS AND SERVICES CONTRACTS

Appendix A

PURCHASE ORDER #	VENDOR NAME	ETHNICITY	AWARD AMOUNT	FY	BUSINESS CATEGORY
36737	INDEPENDENT WATER WORKS SUPPLY	NONMINORITY MALE	\$497.28	2003	GOODS AND SUPPLIES
35129	INDEPENDENT WATER WORKS SUPPLY	NONMINORITY MALE	\$429.12	2003	GOODS AND SUPPLIES
32606	INDEPENDENT WATER WORKS SUPPLY	NONMINORITY MALE	\$464.18	2003	GOODS AND SUPPLIES
38722	INDEPENDENT WATER WORKS SUPPLY	NONMINORITY MALE	\$691.95	2003	GOODS AND SUPPLIES
39366	INDEPENDENT WATER WORKS SUPPLY	NONMINORITY MALE	\$2,125.12	2003	GOODS AND SUPPLIES
31908	INDEPENDENT WATER WORKS SUPPLY	NONMINORITY MALE	\$198.45	2003	GOODS AND SUPPLIES
38993	INDEPENDENT WATER WORKS SUPPLY	NONMINORITY MALE	\$454.13	2003	GOODS AND SUPPLIES
38881	INDEPENDENT WATER WORKS SUPPLY	NONMINORITY MALE	\$2,393.50	2003	GOODS AND SUPPLIES
38838	INDEPENDENT WATER WORKS SUPPLY	NONMINORITY MALE	\$3,858.59	2003	GOODS AND SUPPLIES
38837	INDEPENDENT WATER WORKS SUPPLY	NONMINORITY MALE	\$2,393.50	2003	GOODS AND SUPPLIES
36598	INDEPENDENT WATER WORKS SUPPLY	NONMINORITY MALE	\$499.59	2003	GOODS AND SUPPLIES
36241	INDEPENDENT WATER WORKS SUPPLY	NONMINORITY MALE	\$497.24	2003	GOODS AND SUPPLIES
38760	INDEPENDENT WATER WORKS SUPPLY	NONMINORITY MALE	\$458.59	2003	GOODS AND SUPPLIES
36240	INDEPENDENT WATER WORKS SUPPLY	NONMINORITY MALE	\$495.68	2003	GOODS AND SUPPLIES
39625	INDEPENDENT WATER WORKS SUPPLY	NONMINORITY MALE	\$464.18	2003	GOODS AND SUPPLIES
36690	INDEPENDENT WATER WORKS SUPPLY	NONMINORITY MALE	\$498.96	2003	GOODS AND SUPPLIES
38751	INDEPENDENT WATER WORKS SUPPLY	NONMINORITY MALE	\$464.18	2003	GOODS AND SUPPLIES
37756	INDEPENDENT WATER WORKS SUPPLY	NONMINORITY MALE	\$464.18	2003	GOODS AND SUPPLIES
39635	INDEPENDENT WATER WORKS SUPPLY	NONMINORITY MALE	\$249.48	2003	GOODS AND SUPPLIES
38692	INDEPENDENT WATER WORKS SUPPLY	NONMINORITY MALE	\$358.94	2003	GOODS AND SUPPLIES
38685	INDEPENDENT WATER WORKS SUPPLY	NONMINORITY MALE	\$481.95	2003	GOODS AND SUPPLIES
37755	INDEPENDENT WATER WORKS SUPPLY	NONMINORITY MALE	\$1,233.79	2003	GOODS AND SUPPLIES
32359	INDEPENDENT WATER WORKS SUPPLY	NONMINORITY MALE	\$4,000.00	2003	GOODS AND SUPPLIES
36687	INDEPENDENT WATER WORKS SUPPLY	NONMINORITY MALE	\$5,647.80	2003	GOODS AND SUPPLIES
38675	INDEPENDENT WATER WORKS SUPPLY	NONMINORITY MALE	\$496.13	2003	GOODS AND SUPPLIES
36688	INDEPENDENT WATER WORKS SUPPLY	NONMINORITY MALE	\$407.93	2003	GOODS AND SUPPLIES
35181	INDEPENDENT WATER WORKS SUPPLY	NONMINORITY MALE	\$1,216.28	2003	GOODS AND SUPPLIES
39686	INDEPENDENT WATER WORKS SUPPLY	NONMINORITY MALE	\$497.70	2003	GOODS AND SUPPLIES
38676	INDEPENDENT WATER WORKS SUPPLY	NONMINORITY MALE	\$498.91	2003	GOODS AND SUPPLIES
36704	INDEPENDENT WATER WORKS SUPPLY	NONMINORITY MALE	\$4,564.98	2003	GOODS AND SUPPLIES
34556	INDEPENDENT WATER WORKS SUPPLY	NONMINORITY MALE	\$7,233.13	2003	GOODS AND SUPPLIES
38219	INDEPENDENT WATER WORKS SUPPLY	NONMINORITY MALE	\$499.80	2003	GOODS AND SUPPLIES
38172	INDEPENDENT WATER WORKS SUPPLY	NONMINORITY MALE	\$3,759.41	2003	GOODS AND SUPPLIES
36995	INDEPENDENT WATER WORKS SUPPLY	NONMINORITY MALE	\$472.50	2003	GOODS AND SUPPLIES

GOODS AND SERVICES CONTRACTS

Appendix A

PURCHASE ORDER #	VENDOR NAME	ETHNICITY	AWARD AMOUNT	FY	BUSINESS CATEGORY
41790	INDEPENDENT WATER WORKS SUPPLY	NONMINORITY MALE	\$2,100.00	2005	GOODS AND SUPPLIES
35393	INDEPENDENT WATER WORKS SUPPLY	NONMINORITY MALE	\$450.58	2003	GOODS AND SUPPLIES
38200	INDEPENDENT WATER WORKS SUPPLY	NONMINORITY MALE	\$3,870.05	2003	GOODS AND SUPPLIES
36227	INDEPENDENT WATER WORKS SUPPLY	NONMINORITY MALE	\$495.68	2003	GOODS AND SUPPLIES
39752	INDEPENDENT WATER WORKS SUPPLY	NONMINORITY MALE	\$313.27	2003	GOODS AND SUPPLIES
36164	INDEPENDENT WATER WORKS SUPPLY	NONMINORITY MALE	\$4,836.30	2003	GOODS AND SUPPLIES
158	INDEPENDENT WATER WORKS SUPPLY	NONMINORITY MALE	\$1,512.61	2004	GOODS AND SUPPLIES
3858	INDEPENDENT WATER WORKS SUPPLY	NONMINORITY MALE	\$330.37	2004	GOODS AND SUPPLIES
3857	INDEPENDENT WATER WORKS SUPPLY	NONMINORITY MALE	\$2,154.60	2004	GOODS AND SUPPLIES
3859	INDEPENDENT WATER WORKS SUPPLY	NONMINORITY MALE	\$2,642.98	2004	GOODS AND SUPPLIES
3855	INDEPENDENT WATER WORKS SUPPLY	NONMINORITY MALE	\$37,387.68	2004	GOODS AND SUPPLIES
5849	INDEPENDENT WATER WORKS SUPPLY	NONMINORITY MALE	\$7,427.00	2004	GOODS AND SUPPLIES
3856	INDEPENDENT WATER WORKS SUPPLY	NONMINORITY MALE	\$1,047.90	2004	GOODS AND SUPPLIES
7873	INDEPENDENT WATER WORKS SUPPLY	NONMINORITY MALE	\$2,285.43	2004	GOODS AND SUPPLIES
2934	INDEPENDENT WATER WORKS SUPPLY	NONMINORITY MALE	\$238.14	2004	GOODS AND SUPPLIES
6481	INDEPENDENT WATER WORKS SUPPLY	NONMINORITY MALE	\$445.73	2004	GOODS AND SUPPLIES
6180	INDEPENDENT WATER WORKS SUPPLY	NONMINORITY MALE	\$4,725.00	2004	GOODS AND SUPPLIES
13413	INDEPENDENT WATER WORKS SUPPLY	NONMINORITY MALE	\$8,692.38	2004	GOODS AND SUPPLIES
9849	INDEPENDENT WATER WORKS SUPPLY	NONMINORITY MALE	\$4,200.00	2004	GOODS AND SUPPLIES
434	INDEPENDENT WATER WORKS SUPPLY	NONMINORITY MALE	\$69,509.60	2004	GOODS AND SUPPLIES
6590	INDEPENDENT WATER WORKS SUPPLY	NONMINORITY MALE	\$854.40	2004	GOODS AND SUPPLIES
401	INDEPENDENT WATER WORKS SUPPLY	NONMINORITY MALE	\$498.96	2004	GOODS AND SUPPLIES
7865	INDEPENDENT WATER WORKS SUPPLY	NONMINORITY MALE	\$1,606.50	2004	GOODS AND SUPPLIES
3860	INDEPENDENT WATER WORKS SUPPLY	NONMINORITY MALE	\$3,634.09	2004	GOODS AND SUPPLIES
4582	INDEPENDENT WATER WORKS SUPPLY	NONMINORITY MALE	\$2,100.00	2004	GOODS AND SUPPLIES
3076	INDEPENDENT WATER WORKS SUPPLY	NONMINORITY MALE	\$3,118.34	2004	GOODS AND SUPPLIES
3863	INDEPENDENT WATER WORKS SUPPLY	NONMINORITY MALE	\$4,191.60	2004	GOODS AND SUPPLIES
3862	INDEPENDENT WATER WORKS SUPPLY	NONMINORITY MALE	\$5,301.94	2004	GOODS AND SUPPLIES
3249	INDEPENDENT WATER WORKS SUPPLY	NONMINORITY MALE	\$270.27	2004	GOODS AND SUPPLIES
3079	INDEPENDENT WATER WORKS SUPPLY	NONMINORITY MALE	\$1,208.34	2004	GOODS AND SUPPLIES
3861	INDEPENDENT WATER WORKS SUPPLY	NONMINORITY MALE	\$2,312.60	2004	GOODS AND SUPPLIES
12675	INDEPENDENT WATER WORKS SUPPLY	NONMINORITY MALE	\$3,147.17	2004	GOODS AND SUPPLIES
303	INDEPENDENT WATER WORKS SUPPLY	NONMINORITY MALE	\$626.33	2004	GOODS AND SUPPLIES
2482	INDEPENDENT WATER WORKS SUPPLY	NONMINORITY MALE	\$498.96	2004	GOODS AND SUPPLIES

GOODS AND SERVICES CONTRACTS

Appendix A

PURCHASE ORDER #	VENDOR NAME	ETHNICITY	AWARD AMOUNT	FY	BUSINESS CATEGORY
3661	INDEPENDENT WATER WORKS SUPPLY	NONMINORITY MALE	\$459.27	2004	GOODS AND SUPPLIES
8473	INDEPENDENT WATER WORKS SUPPLY	NONMINORITY MALE	\$4,725.00	2004	GOODS AND SUPPLIES
3764	INDEPENDENT WATER WORKS SUPPLY	NONMINORITY MALE	\$1,506.75	2004	GOODS AND SUPPLIES
3766	INDEPENDENT WATER WORKS SUPPLY	NONMINORITY MALE	\$523.95	2004	GOODS AND SUPPLIES
10414	INDEPENDENT WATER WORKS SUPPLY	NONMINORITY MALE	\$4,200.00	2004	GOODS AND SUPPLIES
6946	INDEPENDENT WATER WORKS SUPPLY	NONMINORITY MALE	\$3,150.00	2004	GOODS AND SUPPLIES
18966	INDEPENDENT WATER WORKS SUPPLY	NONMINORITY MALE	\$8,719.92	2005	GOODS AND SUPPLIES
21706	INDEPENDENT WATER WORKS SUPPLY	NONMINORITY MALE	\$485.55	2005	GOODS AND SUPPLIES
25002	INDEPENDENT WATER WORKS SUPPLY	NONMINORITY MALE	\$3,668.79	2005	GOODS AND SUPPLIES
26389	INDEPENDENT WATER WORKS SUPPLY	NONMINORITY MALE	\$5,879.92	2005	GOODS AND SUPPLIES
14561	INDEPENDENT WATER WORKS SUPPLY	NONMINORITY MALE	\$6,457.50	2004	GOODS AND SUPPLIES
25836	INDEPENDENT WATER WORKS SUPPLY	NONMINORITY MALE	\$2,078.48	2005	GOODS AND SUPPLIES
24855	INDEPENDENT WATER WORKS SUPPLY	NONMINORITY MALE	\$840.00	2005	GOODS AND SUPPLIES
26534	INDEPENDENT WATER WORKS SUPPLY	NONMINORITY MALE	\$1,650.08	2005	GOODS AND SUPPLIES
16545	INDEPENDENT WATER WORKS SUPPLY	NONMINORITY MALE	\$814.97	2005	GOODS AND SUPPLIES
19678	INDEPENDENT WATER WORKS SUPPLY	NONMINORITY MALE	\$14,507.70	2005	GOODS AND SUPPLIES
22570	INDEPENDENT WATER WORKS SUPPLY	NONMINORITY MALE	\$3,979.50	2005	GOODS AND SUPPLIES
21709	INDEPENDENT WATER WORKS SUPPLY	NONMINORITY MALE	\$1,195.95	2005	GOODS AND SUPPLIES
26701	INDEPENDENT WATER WORKS SUPPLY	NONMINORITY MALE	\$3,779.90	2005	GOODS AND SUPPLIES
28276	INDEPENDENT WATER WORKS SUPPLY	NONMINORITY MALE	\$496.69	2003	GOODS AND SUPPLIES
24380	INDEPENDENT WATER WORKS SUPPLY	NONMINORITY MALE	\$2,205.87	2005	GOODS AND SUPPLIES
24757	INDEPENDENT WATER WORKS SUPPLY	NONMINORITY MALE	\$8,400.00	2005	GOODS AND SUPPLIES
22000	INDEPENDENT WATER WORKS SUPPLY	NONMINORITY MALE	\$1,194.48	2005	GOODS AND SUPPLIES
21656	INDEPENDENT WATER WORKS SUPPLY	NONMINORITY MALE	\$12,813.44	2005	GOODS AND SUPPLIES
28986	INDEPENDENT WATER WORKS SUPPLY	NONMINORITY MALE	\$4,998.80	2003	GOODS AND SUPPLIES
28556	INDEPENDENT WATER WORKS SUPPLY	NONMINORITY MALE	\$505.14	2003	GOODS AND SUPPLIES
15056	INDEPENDENT WATER WORKS SUPPLY	NONMINORITY MALE	\$1,149.49	2005	GOODS AND SUPPLIES
20787	INDEPENDENT WATER WORKS SUPPLY	NONMINORITY MALE	\$34,765.11	2005	GOODS AND SUPPLIES
26849	INDEPENDENT WATER WORKS SUPPLY	NONMINORITY MALE	\$2,571.24	2005	GOODS AND SUPPLIES
15061	INDEPENDENT WATER WORKS SUPPLY	NONMINORITY MALE	\$44,379.25	2005	GOODS AND SUPPLIES
15066	INDEPENDENT WATER WORKS SUPPLY	NONMINORITY MALE	\$5,250.00	2005	GOODS AND SUPPLIES
26068	INDEPENDENT WATER WORKS SUPPLY	NONMINORITY MALE	\$2,625.00	2005	GOODS AND SUPPLIES
14562	INDEPENDENT WATER WORKS SUPPLY	NONMINORITY MALE	\$872.35	2004	GOODS AND SUPPLIES
23729	INDEPENDENT WATER WORKS SUPPLY	NONMINORITY MALE	\$6,300.00	2005	GOODS AND SUPPLIES

GOODS AND SERVICES CONTRACTS

Appendix A

PURCHASE ORDER #	VENDOR NAME	ETHNICITY	AWARD AMOUNT	FY	BUSINESS CATEGORY
26787	INDEPENDENT WATER WORKS SUPPLY	NONMINORITY MALE	\$3,255.00	2005	GOODS AND SUPPLIES
28226	INDEPENDENT WATER WORKS SUPPLY	NONMINORITY MALE	\$499.54	2003	GOODS AND SUPPLIES
19277	INDUS UTILITY SYSTEMS INC		\$153,201.20	2005	GOODS AND SUPPLIES
24294	INDUS UTILITY SYSTEMS INC		\$400.00	2005	GOODS AND SUPPLIES
12929	INDUSTRIAL TEXTILE PRODUCTS INC		\$2,189.25	2004	GOODS AND SUPPLIES
6883	INDUSTRIAL TEXTILE PRODUCTS INC		\$2,189.25	2004	GOODS AND SUPPLIES
22070	INDUSTRIAL TEXTILE PRODUCTS INC		\$2,408.18	2005	GOODS AND SUPPLIES
17041	INDUSTRIAL TEXTILE PRODUCTS INC		\$2,408.18	2005	GOODS AND SUPPLIES
26685	INDUSTRIAL TEXTILE PRODUCTS INC		\$2,408.18	2005	GOODS AND SUPPLIES
7479	INDUSTRIAL TRAILER TRUCK PARTS		\$272.11	2004	GOODS AND SUPPLIES
7694	INDUSTRIAL TRAILER TRUCK PARTS		\$272.11	2004	GOODS AND SUPPLIES
20277	INDUSTRIAL TRAILER TRUCK PARTS		\$112.67	2005	GOODS AND SUPPLIES
33623	INTERSTATE ALL BATTERY CENTER		\$12.56	2003	GOODS AND SUPPLIES
38759	INTERSTATE ALL BATTERY CENTER		\$463.05	2003	GOODS AND SUPPLIES
4098	INTERSTATE ALL BATTERY CENTER		\$900.00	2004	GOODS AND SUPPLIES
9103	INTERSTATE ALL BATTERY CENTER		\$94.50	2004	GOODS AND SUPPLIES
8969	INTERSTATE ALL BATTERY CENTER		\$1,078.42	2004	GOODS AND SUPPLIES
6504	INTERSTATE ALL BATTERY CENTER		\$113.40	2004	GOODS AND SUPPLIES
12231	INTERSTATE ALL BATTERY CENTER		\$761.25	2004	GOODS AND SUPPLIES
9814	INTERSTATE ALL BATTERY CENTER		\$39.95	2004	GOODS AND SUPPLIES
9189	INTERSTATE ALL BATTERY CENTER		\$346.50	2004	GOODS AND SUPPLIES
3102	INTERSTATE ALL BATTERY CENTER		\$409.29	2004	GOODS AND SUPPLIES
4201	INTERSTATE ALL BATTERY CENTER		\$1,000.00	2004	GOODS AND SUPPLIES
1321	INTERSTATE ALL BATTERY CENTER		\$2,087.40	2004	GOODS AND SUPPLIES
12897	INTERSTATE ALL BATTERY CENTER		\$165.00	2004	GOODS AND SUPPLIES
4317	INTERSTATE ALL BATTERY CENTER		\$266.00	2004	GOODS AND SUPPLIES
12349	INTERSTATE ALL BATTERY CENTER		\$75.59	2004	GOODS AND SUPPLIES
26341	INTERSTATE ALL BATTERY CENTER		\$1,313.69	2005	GOODS AND SUPPLIES
20685	INTERSTATE ALL BATTERY CENTER		\$801.36	2005	GOODS AND SUPPLIES
17841	INTERSTATE ALL BATTERY CENTER		\$2,445.13	2005	GOODS AND SUPPLIES
20917	INTERSTATE ALL BATTERY CENTER		\$944.98	2005	GOODS AND SUPPLIES
22016	INTERSTATE ALL BATTERY CENTER		\$143.23	2005	GOODS AND SUPPLIES
21722	INTERSTATE ALL BATTERY CENTER		\$427.88	2005	GOODS AND SUPPLIES
18873	INTERSTATE ALL BATTERY CENTER		\$62.34	2005	GOODS AND SUPPLIES

GOODS AND SERVICES CONTRACTS

Appendix A

PURCHASE ORDER #	VENDOR NAME	ETHNICITY	AWARD AMOUNT	FY	BUSINESS CATEGORY
23600	INTERSTATE ALL BATTERY CENTER		\$453.60	2005	GOODS AND SUPPLIES
17365	INTERSTATE ALL BATTERY CENTER		\$959.50	2005	GOODS AND SUPPLIES
16263	INTERSTATE ALL BATTERY CENTER		\$438.17	2005	GOODS AND SUPPLIES
15311	INTERSTATE ALL BATTERY CENTER		\$500.00	2005	GOODS AND SUPPLIES
30745	INTERSTATE BATTERY SYSTEM OF CAROLINAS		\$4,885.70	2003	GOODS AND SUPPLIES
32406	INTERSTATE BATTERY SYSTEM OF CAROLINAS		\$4,934.70	2003	GOODS AND SUPPLIES
40239	INTERSTATE BATTERY SYSTEM OF CAROLINAS		\$1,500.00	2003	GOODS AND SUPPLIES
41659	INTERSTATE BATTERY SYSTEM OF CAROLINAS		\$275.92	2005	GOODS AND SUPPLIES
42297	INTERSTATE BATTERY SYSTEM OF CAROLINAS		\$1,185.39	2005	GOODS AND SUPPLIES
33805	INTERSTATE BATTERY SYSTEM OF CAROLINAS		\$807.76	2003	GOODS AND SUPPLIES
36281	INTERSTATE BATTERY SYSTEM OF CAROLINAS		\$5,136.55	2003	GOODS AND SUPPLIES
34277	INTERSTATE BATTERY SYSTEM OF CAROLINAS		\$3,162.62	2003	GOODS AND SUPPLIES
40462	INTERSTATE BATTERY SYSTEM OF CAROLINAS		\$410.10	2003	GOODS AND SUPPLIES
41980	INTERSTATE BATTERY SYSTEM OF CAROLINAS		\$331.31	2005	GOODS AND SUPPLIES
34503	INTERSTATE BATTERY SYSTEM OF CAROLINAS		\$4,958.43	2003	GOODS AND SUPPLIES
37601	INTERSTATE BATTERY SYSTEM OF CAROLINAS		\$5,023.81	2003	GOODS AND SUPPLIES
29534	INTERSTATE BATTERY SYSTEM OF CAROLINAS		\$4,957.83	2003	GOODS AND SUPPLIES
42030	INTERSTATE BATTERY SYSTEM OF CAROLINAS		\$165.62	2005	GOODS AND SUPPLIES
41892	INTERSTATE BATTERY SYSTEM OF CAROLINAS		\$112.97	2005	GOODS AND SUPPLIES
112	INTERSTATE BATTERY SYSTEM OF CAROLINAS		\$2,100.00	2004	GOODS AND SUPPLIES
3143	INTERSTATE BATTERY SYSTEM OF CAROLINAS		\$4,500.00	2004	GOODS AND SUPPLIES
13681	INTERSTATE BATTERY SYSTEM OF CAROLINAS		\$441.86	2004	GOODS AND SUPPLIES
13673	INTERSTATE BATTERY SYSTEM OF CAROLINAS		\$130.55	2004	GOODS AND SUPPLIES
7115	INTERSTATE BATTERY SYSTEM OF CAROLINAS		\$922.33	2004	GOODS AND SUPPLIES
13490	INTERSTATE BATTERY SYSTEM OF CAROLINAS		\$1,641.66	2004	GOODS AND SUPPLIES
11043	INTERSTATE BATTERY SYSTEM OF CAROLINAS		\$561.07	2004	GOODS AND SUPPLIES
11016	INTERSTATE BATTERY SYSTEM OF CAROLINAS		\$121.10	2004	GOODS AND SUPPLIES
10169	INTERSTATE BATTERY SYSTEM OF CAROLINAS		\$507.76	2004	GOODS AND SUPPLIES
8657	INTERSTATE BATTERY SYSTEM OF CAROLINAS		\$1,451.68	2004	GOODS AND SUPPLIES
10773	INTERSTATE BATTERY SYSTEM OF CAROLINAS		\$388.59	2004	GOODS AND SUPPLIES
6835	INTERSTATE BATTERY SYSTEM OF CAROLINAS		\$271.11	2004	GOODS AND SUPPLIES
9757	INTERSTATE BATTERY SYSTEM OF CAROLINAS		\$1,721.14	2004	GOODS AND SUPPLIES
10783	INTERSTATE BATTERY SYSTEM OF CAROLINAS		\$204.58	2004	GOODS AND SUPPLIES
11691	INTERSTATE BATTERY SYSTEM OF CAROLINAS		\$127.78	2004	GOODS AND SUPPLIES

GOODS AND SERVICES CONTRACTS

Appendix A

PURCHASE ORDER #	VENDOR NAME	ETHNICITY	AWARD AMOUNT	FY	BUSINESS CATEGORY
6733	INTERSTATE BATTERY SYSTEM OF CAROLINAS		\$1,482.93	2004	GOODS AND SUPPLIES
11180	INTERSTATE BATTERY SYSTEM OF CAROLINAS		\$224.17	2004	GOODS AND SUPPLIES
9832	INTERSTATE BATTERY SYSTEM OF CAROLINAS		\$698.33	2004	GOODS AND SUPPLIES
9984	INTERSTATE BATTERY SYSTEM OF CAROLINAS		\$115.21	2004	GOODS AND SUPPLIES
11211	INTERSTATE BATTERY SYSTEM OF CAROLINAS		\$195.82	2004	GOODS AND SUPPLIES
5088	INTERSTATE BATTERY SYSTEM OF CAROLINAS		\$647.13	2004	GOODS AND SUPPLIES
7519	INTERSTATE BATTERY SYSTEM OF CAROLINAS		\$582.75	2004	GOODS AND SUPPLIES
12524	INTERSTATE BATTERY SYSTEM OF CAROLINAS		\$1,236.96	2004	GOODS AND SUPPLIES
6454	INTERSTATE BATTERY SYSTEM OF CAROLINAS		\$562.10	2004	GOODS AND SUPPLIES
11439	INTERSTATE BATTERY SYSTEM OF CAROLINAS		\$574.73	2004	GOODS AND SUPPLIES
7935	INTERSTATE BATTERY SYSTEM OF CAROLINAS		\$917.69	2004	GOODS AND SUPPLIES
454	INTERSTATE BATTERY SYSTEM OF CAROLINAS		\$1,449.68	2004	GOODS AND SUPPLIES
4828	INTERSTATE BATTERY SYSTEM OF CAROLINAS		\$329.06	2004	GOODS AND SUPPLIES
9046	INTERSTATE BATTERY SYSTEM OF CAROLINAS		\$463.09	2004	GOODS AND SUPPLIES
4656	INTERSTATE BATTERY SYSTEM OF CAROLINAS		\$1,341.55	2004	GOODS AND SUPPLIES
10265	INTERSTATE BATTERY SYSTEM OF CAROLINAS		\$803.65	2004	GOODS AND SUPPLIES
12869	INTERSTATE BATTERY SYSTEM OF CAROLINAS		\$17.30	2004	GOODS AND SUPPLIES
13194	INTERSTATE BATTERY SYSTEM OF CAROLINAS		\$37.64	2004	GOODS AND SUPPLIES
10929	INTERSTATE BATTERY SYSTEM OF CAROLINAS		\$238.41	2004	GOODS AND SUPPLIES
1184	INTERSTATE BATTERY SYSTEM OF CAROLINAS		\$4,500.00	2004	GOODS AND SUPPLIES
8089	INTERSTATE BATTERY SYSTEM OF CAROLINAS		\$458.72	2004	GOODS AND SUPPLIES
5665	INTERSTATE BATTERY SYSTEM OF CAROLINAS		\$3,000.00	2004	GOODS AND SUPPLIES
12827	INTERSTATE BATTERY SYSTEM OF CAROLINAS		\$435.90	2004	GOODS AND SUPPLIES
8774	INTERSTATE BATTERY SYSTEM OF CAROLINAS		\$615.15	2004	GOODS AND SUPPLIES
11845	INTERSTATE BATTERY SYSTEM OF CAROLINAS		\$1,206.12	2004	GOODS AND SUPPLIES
22646	INTERSTATE BATTERY SYSTEM OF CAROLINAS		\$3,150.00	2005	GOODS AND SUPPLIES
14611	INTERSTATE BATTERY SYSTEM OF CAROLINAS		\$343.92	2004	GOODS AND SUPPLIES
25639	INTERSTATE BATTERY SYSTEM OF CAROLINAS		\$734.64	2005	GOODS AND SUPPLIES
14932	INTERSTATE BATTERY SYSTEM OF CAROLINAS		\$1,652.03	2005	GOODS AND SUPPLIES
19973	INTERSTATE BATTERY SYSTEM OF CAROLINAS		\$65.27	2005	GOODS AND SUPPLIES
25631	INTERSTATE BATTERY SYSTEM OF CAROLINAS		\$653.94	2005	GOODS AND SUPPLIES
26475	INTERSTATE BATTERY SYSTEM OF CAROLINAS		\$226.94	2005	GOODS AND SUPPLIES
14245	INTERSTATE BATTERY SYSTEM OF CAROLINAS		\$219.38	2004	GOODS AND SUPPLIES
22238	INTERSTATE BATTERY SYSTEM OF CAROLINAS		\$219.51	2005	GOODS AND SUPPLIES

GOODS AND SERVICES CONTRACTS

Appendix A

PURCHASE ORDER #	VENDOR NAME	ETHNICITY	AWARD AMOUNT	FY	BUSINESS CATEGORY
19481	INTERSTATE BATTERY SYSTEM OF CAROLINAS		\$786.27	2005	GOODS AND SUPPLIES
25138	INTERSTATE BATTERY SYSTEM OF CAROLINAS		\$644.71	2005	GOODS AND SUPPLIES
16477	INTERSTATE BATTERY SYSTEM OF CAROLINAS		\$2,100.00	2005	GOODS AND SUPPLIES
22625	INTERSTATE BATTERY SYSTEM OF CAROLINAS		\$938.02	2005	GOODS AND SUPPLIES
20639	INTERSTATE BATTERY SYSTEM OF CAROLINAS		\$862.11	2005	GOODS AND SUPPLIES
14315	INTERSTATE BATTERY SYSTEM OF CAROLINAS		\$410.10	2004	GOODS AND SUPPLIES
20996	INTERSTATE BATTERY SYSTEM OF CAROLINAS		\$2,100.00	2005	GOODS AND SUPPLIES
23916	INTERSTATE BATTERY SYSTEM OF CAROLINAS		\$864.00	2005	GOODS AND SUPPLIES
20958	INTERSTATE BATTERY SYSTEM OF CAROLINAS		\$59.17	2005	GOODS AND SUPPLIES
14660	INTERSTATE BATTERY SYSTEM OF CAROLINAS		\$68.35	2004	GOODS AND SUPPLIES
16321	INTERSTATE BATTERY SYSTEM OF CAROLINAS		\$962.66	2005	GOODS AND SUPPLIES
27304	INTERSTATE BATTERY SYSTEM OF CAROLINAS		\$1,107.28	2005	GOODS AND SUPPLIES
27318	INTERSTATE BATTERY SYSTEM OF CAROLINAS		\$95.23	2005	GOODS AND SUPPLIES
20932	INTERSTATE BATTERY SYSTEM OF CAROLINAS		\$982.09	2005	GOODS AND SUPPLIES
24683	INTERSTATE BATTERY SYSTEM OF CAROLINAS		\$612.75	2005	GOODS AND SUPPLIES
16857	INTERSTATE BATTERY SYSTEM OF CAROLINAS		\$412.20	2005	GOODS AND SUPPLIES
17288	INTERSTATE BATTERY SYSTEM OF CAROLINAS		\$44.23	2005	GOODS AND SUPPLIES
20268	INTERSTATE BATTERY SYSTEM OF CAROLINAS		\$1,109.34	2005	GOODS AND SUPPLIES
17295	INTERSTATE BATTERY SYSTEM OF CAROLINAS		\$1,046.91	2005	GOODS AND SUPPLIES
24950	INTERSTATE BATTERY SYSTEM OF CAROLINAS		\$934.22	2005	GOODS AND SUPPLIES
22096	INTERSTATE BATTERY SYSTEM OF CAROLINAS		\$1,951.58	2005	GOODS AND SUPPLIES
19086	INTERSTATE BATTERY SYSTEM OF CAROLINAS		\$1,128.24	2005	GOODS AND SUPPLIES
20279	INTERSTATE BATTERY SYSTEM OF CAROLINAS		\$672.38	2005	GOODS AND SUPPLIES
19063	INTERSTATE BATTERY SYSTEM OF CAROLINAS		\$1,554.16	2005	GOODS AND SUPPLIES
17360	INTERSTATE BATTERY SYSTEM OF CAROLINAS		\$2,100.00	2005	GOODS AND SUPPLIES
19228	INTERSTATE BATTERY SYSTEM OF CAROLINAS		\$198.59	2005	GOODS AND SUPPLIES
26223	INTERSTATE BATTERY SYSTEM OF CAROLINAS		\$780.51	2005	GOODS AND SUPPLIES
26723	INTERSTATE BATTERY SYSTEM OF CAROLINAS		\$1,023.18	2005	GOODS AND SUPPLIES
21844	INTERSTATE BATTERY SYSTEM OF CAROLINAS		\$510.91	2005	GOODS AND SUPPLIES
41055	INTERSTATE EQUIPMENT CO	NONMINORITY MALE	\$63.19	2003	GOODS AND SUPPLIES
39651	INTERSTATE EQUIPMENT CO	NONMINORITY MALE	\$28,802.24	2003	GOODS AND SUPPLIES
37603	INTERSTATE EQUIPMENT CO	NONMINORITY MALE	\$5,048.63	2003	GOODS AND SUPPLIES
41660	INTERSTATE EQUIPMENT CO	NONMINORITY MALE	\$13.21	2005	GOODS AND SUPPLIES
42379	INTERSTATE EQUIPMENT CO	NONMINORITY MALE	\$1,046.55	2005	GOODS AND SUPPLIES

GOODS AND SERVICES CONTRACTS

Appendix A

PURCHASE ORDER #	VENDOR NAME	ETHNICITY	AWARD AMOUNT	FY	BUSINESS CATEGORY
30396	INTERSTATE EQUIPMENT CO	NONMINORITY MALE	\$2,016.56	2003	GOODS AND SUPPLIES
40597	INTERSTATE EQUIPMENT CO	NONMINORITY MALE	\$38.90	2003	GOODS AND SUPPLIES
42236	INTERSTATE EQUIPMENT CO	NONMINORITY MALE	\$1,051.82	2005	GOODS AND SUPPLIES
42164	INTERSTATE EQUIPMENT CO	NONMINORITY MALE	\$221.53	2005	GOODS AND SUPPLIES
36005	INTERSTATE EQUIPMENT CO	NONMINORITY MALE	\$4,125.46	2003	GOODS AND SUPPLIES
33605	INTERSTATE EQUIPMENT CO	NONMINORITY MALE	\$1,394.57	2003	GOODS AND SUPPLIES
39527	INTERSTATE EQUIPMENT CO	NONMINORITY MALE	\$3,509.89	2003	GOODS AND SUPPLIES
31330	INTERSTATE EQUIPMENT CO	NONMINORITY MALE	\$3,050.21	2003	GOODS AND SUPPLIES
41890	INTERSTATE EQUIPMENT CO	NONMINORITY MALE	\$385.15	2005	GOODS AND SUPPLIES
40181	INTERSTATE EQUIPMENT CO	NONMINORITY MALE	\$803.89	2003	GOODS AND SUPPLIES
34506	INTERSTATE EQUIPMENT CO	NONMINORITY MALE	\$5,080.60	2003	GOODS AND SUPPLIES
31943	INTERSTATE EQUIPMENT CO	NONMINORITY MALE	\$4,995.90	2003	GOODS AND SUPPLIES
32165	INTERSTATE EQUIPMENT CO	NONMINORITY MALE	\$5,054.18	2003	GOODS AND SUPPLIES
41833	INTERSTATE EQUIPMENT CO	NONMINORITY MALE	\$129.44	2005	GOODS AND SUPPLIES
11949	INTERSTATE EQUIPMENT CO	NONMINORITY MALE	\$76,399.00	2004	GOODS AND SUPPLIES
4042	INTERSTATE EQUIPMENT CO	NONMINORITY MALE	\$364.77	2004	GOODS AND SUPPLIES
9502	INTERSTATE EQUIPMENT CO	NONMINORITY MALE	\$247.97	2004	GOODS AND SUPPLIES
13689	INTERSTATE EQUIPMENT CO	NONMINORITY MALE	\$45.43	2004	GOODS AND SUPPLIES
11974	INTERSTATE EQUIPMENT CO	NONMINORITY MALE	\$153.29	2004	GOODS AND SUPPLIES
13489	INTERSTATE EQUIPMENT CO	NONMINORITY MALE	\$487.39	2004	GOODS AND SUPPLIES
9948	INTERSTATE EQUIPMENT CO	NONMINORITY MALE	\$877.86	2004	GOODS AND SUPPLIES
2842	INTERSTATE EQUIPMENT CO	NONMINORITY MALE	\$4,725.00	2004	GOODS AND SUPPLIES
12553	INTERSTATE EQUIPMENT CO	NONMINORITY MALE	\$2,183.83	2004	GOODS AND SUPPLIES
1770	INTERSTATE EQUIPMENT CO	NONMINORITY MALE	\$5,250.00	2004	GOODS AND SUPPLIES
13184	INTERSTATE EQUIPMENT CO	NONMINORITY MALE	\$278.28	2004	GOODS AND SUPPLIES
11711	INTERSTATE EQUIPMENT CO	NONMINORITY MALE	\$312.74	2004	GOODS AND SUPPLIES
12118	INTERSTATE EQUIPMENT CO	NONMINORITY MALE	\$384.34	2004	GOODS AND SUPPLIES
11336	INTERSTATE EQUIPMENT CO	NONMINORITY MALE	\$153.27	2004	GOODS AND SUPPLIES
9410	INTERSTATE EQUIPMENT CO	NONMINORITY MALE	\$3,000.00	2004	GOODS AND SUPPLIES
4211	INTERSTATE EQUIPMENT CO	NONMINORITY MALE	\$4,500.00	2004	GOODS AND SUPPLIES
4772	INTERSTATE EQUIPMENT CO	NONMINORITY MALE	\$1,036.89	2004	GOODS AND SUPPLIES
14630	INTERSTATE EQUIPMENT CO	NONMINORITY MALE	\$127.04	2004	GOODS AND SUPPLIES
24217	INTERSTATE EQUIPMENT CO	NONMINORITY MALE	\$492.20	2005	GOODS AND SUPPLIES
23018	INTERSTATE EQUIPMENT CO	NONMINORITY MALE	\$841.66	2005	GOODS AND SUPPLIES

GOODS AND SERVICES CONTRACTS

Appendix A

PURCHASE ORDER #	VENDOR NAME	ETHNICITY	AWARD AMOUNT	FY	BUSINESS CATEGORY
26224	INTERSTATE EQUIPMENT CO	NONMINORITY MALE	\$1,016.40	2005	GOODS AND SUPPLIES
22488	INTERSTATE EQUIPMENT CO	NONMINORITY MALE	\$220.42	2005	GOODS AND SUPPLIES
23834	INTERSTATE EQUIPMENT CO	NONMINORITY MALE	\$376.64	2005	GOODS AND SUPPLIES
24207	INTERSTATE EQUIPMENT CO	NONMINORITY MALE	\$69.83	2005	GOODS AND SUPPLIES
19093	INTERSTATE EQUIPMENT CO	NONMINORITY MALE	\$22.68	2005	GOODS AND SUPPLIES
17784	INTERSTATE EQUIPMENT CO	NONMINORITY MALE	\$385.06	2005	GOODS AND SUPPLIES
15566	INTERSTATE EQUIPMENT CO	NONMINORITY MALE	\$1,375.25	2005	GOODS AND SUPPLIES
19939	INTERSTATE EQUIPMENT CO	NONMINORITY MALE	\$1,287.72	2005	GOODS AND SUPPLIES
14659	INTERSTATE EQUIPMENT CO	NONMINORITY MALE	\$325.73	2004	GOODS AND SUPPLIES
21863	INTERSTATE EQUIPMENT CO	NONMINORITY MALE	\$157.98	2005	GOODS AND SUPPLIES
19465	INTERSTATE EQUIPMENT CO	NONMINORITY MALE	\$152.42	2005	GOODS AND SUPPLIES
14028	INTERSTATE EQUIPMENT CO	NONMINORITY MALE	\$447.85	2004	GOODS AND SUPPLIES
18968	INTERSTATE EQUIPMENT CO	NONMINORITY MALE	\$2,100.00	2005	GOODS AND SUPPLIES
16120	INTERSTATE EQUIPMENT CO	NONMINORITY MALE	\$2,000.00	2005	GOODS AND SUPPLIES
15753	INTERSTATE EQUIPMENT CO	NONMINORITY MALE	\$325.55	2005	GOODS AND SUPPLIES
14217	INTERSTATE EQUIPMENT CO	NONMINORITY MALE	\$95.89	2004	GOODS AND SUPPLIES
24399	INTERSTATE EQUIPMENT CO	NONMINORITY MALE	\$3,150.00	2005	GOODS AND SUPPLIES
21264	INTERSTATE EQUIPMENT CO	NONMINORITY MALE	\$473.59	2005	GOODS AND SUPPLIES
19227	INTERSTATE EQUIPMENT CO	NONMINORITY MALE	\$96.08	2005	GOODS AND SUPPLIES
18332	INTERSTATE EQUIPMENT CO	NONMINORITY MALE	\$83.96	2005	GOODS AND SUPPLIES
23426	INTERSTATE EQUIPMENT CO	NONMINORITY MALE	\$3,150.00	2005	GOODS AND SUPPLIES
23185	INTERSTATE EQUIPMENT CO	NONMINORITY MALE	\$81.69	2005	GOODS AND SUPPLIES
26979	INTERSTATE EQUIPMENT CO	NONMINORITY MALE	\$479.13	2005	GOODS AND SUPPLIES
19801	INTERSTATE EQUIPMENT CO	NONMINORITY MALE	\$995.57	2005	GOODS AND SUPPLIES
18557	INTERSTATE EQUIPMENT CO	NONMINORITY MALE	\$120.92	2005	GOODS AND SUPPLIES
18723	INTERSTATE EQUIPMENT CO	NONMINORITY MALE	\$550.56	2005	GOODS AND SUPPLIES
24586	INTERSTATE EQUIPMENT CO	NONMINORITY MALE	\$2,100.00	2005	GOODS AND SUPPLIES
24684	INTERSTATE EQUIPMENT CO	NONMINORITY MALE	\$68.38	2005	GOODS AND SUPPLIES
22345	INTERSTATE EQUIPMENT CO	NONMINORITY MALE	\$85.91	2005	GOODS AND SUPPLIES
22095	INTERSTATE EQUIPMENT CO	NONMINORITY MALE	\$538.92	2005	GOODS AND SUPPLIES
15553	INTERSTATE EQUIPMENT CO	NONMINORITY MALE	\$364.77	2005	GOODS AND SUPPLIES
18061	INTERSTATE EQUIPMENT CO	NONMINORITY MALE	\$819.00	2005	GOODS AND SUPPLIES
27093	INTERSTATE EQUIPMENT CO	NONMINORITY MALE	\$94,213.00	2005	GOODS AND SUPPLIES
27135	INTERSTATE EQUIPMENT CO	NONMINORITY MALE	\$2,100.00	2005	GOODS AND SUPPLIES

GOODS AND SERVICES CONTRACTS

Appendix A

PURCHASE ORDER #	VENDOR NAME	ETHNICITY	AWARD AMOUNT	FY	BUSINESS CATEGORY
19867	INTERSTATE EQUIPMENT CO	NONMINORITY MALE	\$2,100.00	2005	GOODS AND SUPPLIES
18841	INTERSTATE EQUIPMENT CO	NONMINORITY MALE	\$531.88	2005	GOODS AND SUPPLIES
14933	INTERSTATE EQUIPMENT CO	NONMINORITY MALE	\$2,100.00	2005	GOODS AND SUPPLIES
18974	INTERSTATE EQUIPMENT CO	NONMINORITY MALE	\$542.47	2005	GOODS AND SUPPLIES
13979	INTERSTATE EQUIPMENT CO	NONMINORITY MALE	\$257.50	2004	GOODS AND SUPPLIES
29880	INTERSTATE INDUSTRIAL RUBBER CO		\$352.28	2003	GOODS AND SUPPLIES
36244	INTERSTATE INDUSTRIAL RUBBER CO		\$73.08	2003	GOODS AND SUPPLIES
36593	INTERSTATE INDUSTRIAL RUBBER CO		\$47.25	2003	GOODS AND SUPPLIES
34515	INTERSTATE INDUSTRIAL RUBBER CO		\$52.50	2003	GOODS AND SUPPLIES
33863	INTERSTATE INDUSTRIAL RUBBER CO		\$22.00	2003	GOODS AND SUPPLIES
38801	INTERSTATE INDUSTRIAL RUBBER CO		\$10.50	2003	GOODS AND SUPPLIES
32380	INTERSTATE INDUSTRIAL RUBBER CO		\$192.04	2003	GOODS AND SUPPLIES
32371	INTERSTATE INDUSTRIAL RUBBER CO		\$43.47	2003	GOODS AND SUPPLIES
31900	INTERSTATE INDUSTRIAL RUBBER CO		\$43.68	2003	GOODS AND SUPPLIES
36638	INTERSTATE INDUSTRIAL RUBBER CO		\$18.90	2003	GOODS AND SUPPLIES
35345	INTERSTATE INDUSTRIAL RUBBER CO		\$10.50	2003	GOODS AND SUPPLIES
35984	INTERSTATE INDUSTRIAL RUBBER CO		\$32.12	2003	GOODS AND SUPPLIES
38670	INTERSTATE INDUSTRIAL RUBBER CO		\$44.45	2003	GOODS AND SUPPLIES
37557	INTERSTATE INDUSTRIAL RUBBER CO		\$14.44	2003	GOODS AND SUPPLIES
32327	INTERSTATE INDUSTRIAL RUBBER CO		\$180.10	2003	GOODS AND SUPPLIES
39530	INTERSTATE INDUSTRIAL RUBBER CO		\$135.24	2003	GOODS AND SUPPLIES
33773	INTERSTATE INDUSTRIAL RUBBER CO		\$49.14	2003	GOODS AND SUPPLIES
38250	INTERSTATE INDUSTRIAL RUBBER CO		\$20.45	2003	GOODS AND SUPPLIES
32124	INTERSTATE INDUSTRIAL RUBBER CO		\$52.69	2003	GOODS AND SUPPLIES
34067	INTERSTATE INDUSTRIAL RUBBER CO		\$212.94	2003	GOODS AND SUPPLIES
32672	INTERSTATE INDUSTRIAL RUBBER CO		\$222.56	2003	GOODS AND SUPPLIES
30731	INTERSTATE INDUSTRIAL RUBBER CO		\$10.50	2003	GOODS AND SUPPLIES
31858	INTERSTATE INDUSTRIAL RUBBER CO		\$452.20	2003	GOODS AND SUPPLIES
35296	INTERSTATE INDUSTRIAL RUBBER CO		\$74.78	2003	GOODS AND SUPPLIES
37323	INTERSTATE INDUSTRIAL RUBBER CO		\$52.50	2003	GOODS AND SUPPLIES
31492	INTERSTATE INDUSTRIAL RUBBER CO		\$55.19	2003	GOODS AND SUPPLIES
35955	INTREX DATA FORMS		\$1,045.15	2003	GOODS AND SUPPLIES
34681	INTREX DATA FORMS		\$1,578.76	2003	GOODS AND SUPPLIES
33341	INTREX DATA FORMS		\$1,081.99	2003	GOODS AND SUPPLIES

GOODS AND SERVICES CONTRACTS

Appendix A

PURCHASE ORDER #	VENDOR NAME	ETHNICITY	AWARD AMOUNT	FY	BUSINESS CATEGORY
33340	INTREX DATA FORMS		\$3,923.42	2003	GOODS AND SUPPLIES
39439	INTREX DATA FORMS		\$1,515.35	2003	GOODS AND SUPPLIES
29459	INTREX DATA FORMS		\$2,593.12	2003	GOODS AND SUPPLIES
38430	INTREX DATA FORMS		\$810.40	2003	GOODS AND SUPPLIES
2451	INTREX DATA FORMS		\$1,405.20	2004	GOODS AND SUPPLIES
6370	INTREX DATA FORMS		\$1,007.06	2004	GOODS AND SUPPLIES
6496	INTREX DATA FORMS		\$4,445.86	2004	GOODS AND SUPPLIES
2394	INTREX DATA FORMS		\$1,857.10	2004	GOODS AND SUPPLIES
7463	INTREX DATA FORMS		\$2,185.63	2004	GOODS AND SUPPLIES
11959	INTREX DATA FORMS		\$1,542.35	2004	GOODS AND SUPPLIES
9487	INTREX DATA FORMS		\$1,323.58	2004	GOODS AND SUPPLIES
3933	INTREX DATA FORMS		\$1,512.68	2004	GOODS AND SUPPLIES
6066	INTREX DATA FORMS		\$2,835.00	2004	GOODS AND SUPPLIES
3932	INTREX DATA FORMS		\$3,301.79	2004	GOODS AND SUPPLIES
18809	INTREX DATA FORMS		\$723.48	2005	GOODS AND SUPPLIES
18821	INTREX DATA FORMS		\$1,329.96	2005	GOODS AND SUPPLIES
17794	INTREX DATA FORMS		\$1,552.95	2005	GOODS AND SUPPLIES
25285	INTREX DATA FORMS		\$1,479.45	2005	GOODS AND SUPPLIES
26301	INTREX DATA FORMS		\$995.99	2005	GOODS AND SUPPLIES
21521	IRBYS AUTO REPAIR		\$183.75	2005	GOODS AND SUPPLIES
23176	IRBYS AUTO REPAIR		\$35.00	2005	GOODS AND SUPPLIES
35438	IRMO LOCK CO INC		\$382.20	2003	GOODS AND SUPPLIES
37722	IRMO LOCK CO INC		\$71.40	2003	GOODS AND SUPPLIES
22280	IRMO LOCK CO INC		\$108.30	2005	GOODS AND SUPPLIES
17887	IRMO LOCK CO INC		\$200.00	2005	GOODS AND SUPPLIES
33499	IRMO TROPHY CO INC		\$1,169.70	2003	GOODS AND SUPPLIES
36950	IRMO TROPHY CO INC		\$379.05	2003	GOODS AND SUPPLIES
31079	IRMO TROPHY CO INC		\$416.85	2003	GOODS AND SUPPLIES
37495	IRMO TROPHY CO INC		\$42.53	2003	GOODS AND SUPPLIES
40298	IRMO TROPHY CO INC		\$322.88	2003	GOODS AND SUPPLIES
1789	IRMO TROPHY CO INC		\$431.55	2004	GOODS AND SUPPLIES
4671	IRMO TROPHY CO INC		\$150.00	2004	GOODS AND SUPPLIES
30005	IRON AGE CORP		\$277.10	2003	GOODS AND SUPPLIES
33854	IRON AGE CORP		\$44.10	2003	GOODS AND SUPPLIES

GOODS AND SERVICES CONTRACTS

Appendix A

PURCHASE ORDER #	VENDOR NAME	ETHNICITY	AWARD AMOUNT	FY	BUSINESS CATEGORY
39560	IRON AGE CORP		\$96.60	2003	GOODS AND SUPPLIES
31734	IRON AGE CORP		\$80.00	2003	GOODS AND SUPPLIES
37454	IRON AGE CORP		\$82.00	2003	GOODS AND SUPPLIES
31763	IRON AGE CORP		\$41.95	2003	GOODS AND SUPPLIES
30794	IRON AGE CORP		\$41.95	2003	GOODS AND SUPPLIES
32994	IRON AGE CORP		\$89.20	2003	GOODS AND SUPPLIES
39740	IRON AGE CORP		\$134.40	2003	GOODS AND SUPPLIES
30799	IRON AGE CORP		\$186.32	2003	GOODS AND SUPPLIES
37165	IRON AGE CORP		\$152.25	2003	GOODS AND SUPPLIES
36298	IRON AGE CORP		\$42.00	2003	GOODS AND SUPPLIES
34249	IRON AGE CORP		\$482.90	2003	GOODS AND SUPPLIES
35065	IRON AGE CORP		\$22,795.17	2003	GOODS AND SUPPLIES
36612	IRON AGE CORP		\$110.25	2003	GOODS AND SUPPLIES
36416	IRON AGE CORP		\$42.00	2003	GOODS AND SUPPLIES
38444	IRON AGE CORP		\$84.00	2003	GOODS AND SUPPLIES
37680	IRON AGE CORP		\$87.00	2003	GOODS AND SUPPLIES
34105	IRON AGE CORP		\$65.00	2003	GOODS AND SUPPLIES
29605	IRON AGE CORP		\$526.55	2003	GOODS AND SUPPLIES
30607	IRON AGE CORP		\$86.10	2003	GOODS AND SUPPLIES
39321	IRON AGE CORP		\$206.85	2003	GOODS AND SUPPLIES
36978	IRON AGE CORP		\$40.00	2003	GOODS AND SUPPLIES
37771	IRON AGE CORP		\$612.55	2003	GOODS AND SUPPLIES
34297	IRON AGE CORP		\$139.65	2003	GOODS AND SUPPLIES
31454	IRON AGE CORP		\$97.55	2003	GOODS AND SUPPLIES
39731	IRON AGE CORP		\$224.70	2003	GOODS AND SUPPLIES
34883	IRON AGE CORP		\$42.00	2003	GOODS AND SUPPLIES
39329	IRON AGE CORP		\$124.95	2003	GOODS AND SUPPLIES
32412	IRON AGE CORP		\$157.50	2003	GOODS AND SUPPLIES
37522	IRON AGE CORP		\$65.00	2003	GOODS AND SUPPLIES
35167	IRON AGE CORP		\$200.80	2003	GOODS AND SUPPLIES
37433	IRON AGE CORP		\$376.05	2003	GOODS AND SUPPLIES
39172	IRON AGE CORP		\$149.00	2003	GOODS AND SUPPLIES
30153	IRON AGE CORP		\$508.74	2003	GOODS AND SUPPLIES
38510	IRON AGE CORP		\$42.00	2003	GOODS AND SUPPLIES

GOODS AND SERVICES CONTRACTS

Appendix A

PURCHASE ORDER #	VENDOR NAME	ETHNICITY	AWARD AMOUNT	FY	BUSINESS CATEGORY
34949	IRON AGE CORP		\$83.90	2003	GOODS AND SUPPLIES
30905	IRON AGE CORP		\$134.40	2003	GOODS AND SUPPLIES
31917	IRON AGE CORP		\$474.20	2003	GOODS AND SUPPLIES
36976	IRON AGE CORP		\$110.25	2003	GOODS AND SUPPLIES
36999	IRON AGE CORP		\$144.90	2003	GOODS AND SUPPLIES
38824	IRON AGE CORP		\$65.00	2003	GOODS AND SUPPLIES
35563	IRON AGE CORP		\$298.10	2003	GOODS AND SUPPLIES
29981	IRON AGE CORP		\$19,738.10	2003	GOODS AND SUPPLIES
37058	IRON AGE CORP		\$65.00	2003	GOODS AND SUPPLIES
34732	IRON AGE CORP		\$42.00	2003	GOODS AND SUPPLIES
35864	IRON AGE CORP		\$42.00	2003	GOODS AND SUPPLIES
31740	IRON AGE CORP		\$142.90	2003	GOODS AND SUPPLIES
10700	IRON AGE CORP		\$229.95	2004	GOODS AND SUPPLIES
166	IRON AGE CORP		\$65.00	2004	GOODS AND SUPPLIES
155	IRON AGE CORP		\$126.00	2004	GOODS AND SUPPLIES
3819	IRON AGE CORP		\$65.00	2004	GOODS AND SUPPLIES
25689	IRON AGE CORP		\$220.00	2005	GOODS AND SUPPLIES
28124	IRON AGE CORP		\$114.45	2003	GOODS AND SUPPLIES
21450	IRON AGE CORP		\$68.25	2005	GOODS AND SUPPLIES
24619	IRON AGE CORP		\$125.95	2005	GOODS AND SUPPLIES
40834	J C MCGEHEE DBA COLUMBIA FLAG & DISPLAY LLC		\$87.06	2003	GOODS AND SUPPLIES
33113	J C MCGEHEE DBA COLUMBIA FLAG & DISPLAY LLC		\$142.70	2003	GOODS AND SUPPLIES
34119	J C MCGEHEE DBA COLUMBIA FLAG & DISPLAY LLC		\$17.69	2003	GOODS AND SUPPLIES
32094	J C MCGEHEE DBA COLUMBIA FLAG & DISPLAY LLC		\$481.74	2003	GOODS AND SUPPLIES
35847	J C MCGEHEE DBA COLUMBIA FLAG & DISPLAY LLC		\$215.46	2003	GOODS AND SUPPLIES
36913	J C MCGEHEE DBA COLUMBIA FLAG & DISPLAY LLC		\$2,006.55	2003	GOODS AND SUPPLIES
31891	J C MCGEHEE DBA COLUMBIA FLAG & DISPLAY LLC		\$114.45	2003	GOODS AND SUPPLIES
35488	J C MCGEHEE DBA COLUMBIA FLAG & DISPLAY LLC		\$144.00	2003	GOODS AND SUPPLIES
30592	J C MCGEHEE DBA COLUMBIA FLAG & DISPLAY LLC		\$670.57	2003	GOODS AND SUPPLIES
39315	J C MCGEHEE DBA COLUMBIA FLAG & DISPLAY LLC		\$90.72	2003	GOODS AND SUPPLIES
36966	J C MCGEHEE DBA COLUMBIA FLAG & DISPLAY LLC		\$83.16	2003	GOODS AND SUPPLIES
29948	J C MCGEHEE DBA COLUMBIA FLAG & DISPLAY LLC		\$1,211.96	2003	GOODS AND SUPPLIES
35808	J C MCGEHEE DBA COLUMBIA FLAG & DISPLAY LLC		\$134.82	2003	GOODS AND SUPPLIES
34217	J C MCGEHEE DBA COLUMBIA FLAG & DISPLAY LLC		\$80.00	2003	GOODS AND SUPPLIES

GOODS AND SERVICES CONTRACTS

PURCHASE ORDER #	VENDOR NAME	ETHNICITY	AWARD AMOUNT	FY	BUSINESS CATEGORY
35730	J C MCGEHEE DBA COLUMBIA FLAG & DISPLAY LLC		\$345.50	2003	GOODS AND SUPPLIES
36122	J C MCGEHEE DBA COLUMBIA FLAG & DISPLAY LLC		\$760.20	2003	GOODS AND SUPPLIES
34558	J C MCGEHEE DBA COLUMBIA FLAG & DISPLAY LLC		\$309.33	2003	GOODS AND SUPPLIES
38508	J C MCGEHEE DBA COLUMBIA FLAG & DISPLAY LLC		\$157.50	2003	GOODS AND SUPPLIES
40839	J C MCGEHEE DBA COLUMBIA FLAG & DISPLAY LLC		\$151.20	2003	GOODS AND SUPPLIES
790	J C MCGEHEE DBA COLUMBIA FLAG & DISPLAY LLC		\$954.72	2004	GOODS AND SUPPLIES
1751	J C MCGEHEE DBA COLUMBIA FLAG & DISPLAY LLC		\$447.46	2004	GOODS AND SUPPLIES
10678	J C MCGEHEE DBA COLUMBIA FLAG & DISPLAY LLC		\$491.00	2004	GOODS AND SUPPLIES
10584	J C MCGEHEE DBA COLUMBIA FLAG & DISPLAY LLC		\$137.40	2004	GOODS AND SUPPLIES
2917	J C MCGEHEE DBA COLUMBIA FLAG & DISPLAY LLC		\$136.35	2004	GOODS AND SUPPLIES
25918	J C MCGEHEE DBA COLUMBIA FLAG & DISPLAY LLC		\$418.65	2005	GOODS AND SUPPLIES
16447	J C MCGEHEE DBA COLUMBIA FLAG & DISPLAY LLC		\$419.74	2005	GOODS AND SUPPLIES
17484	J C MCGEHEE DBA COLUMBIA FLAG & DISPLAY LLC		\$137.40	2005	GOODS AND SUPPLIES
25771	J C MCGEHEE DBA COLUMBIA FLAG & DISPLAY LLC		\$139.50	2005	GOODS AND SUPPLIES
28810	J C MCGEHEE DBA COLUMBIA FLAG & DISPLAY LLC		\$134.82	2003	GOODS AND SUPPLIES
16390	J C MCGEHEE DBA COLUMBIA FLAG & DISPLAY LLC		\$957.29	2005	GOODS AND SUPPLIES
22327	J C MCGEHEE DBA COLUMBIA FLAG & DISPLAY LLC		\$1,505.20	2005	GOODS AND SUPPLIES
17430	J C MCGEHEE DBA COLUMBIA FLAG & DISPLAY LLC		\$359.00	2005	GOODS AND SUPPLIES
18281	J C MCGEHEE DBA COLUMBIA FLAG & DISPLAY LLC		\$157.50	2005	GOODS AND SUPPLIES
27586	J C MCGEHEE DBA COLUMBIA FLAG & DISPLAY LLC		\$191.10	2005	GOODS AND SUPPLIES
13969	J C MCGEHEE DBA COLUMBIA FLAG & DISPLAY LLC		\$860.00	2004	GOODS AND SUPPLIES
9881	J M GRACE CORP	AFRICAN AMERICAN	\$308.70	2004	GOODS AND SUPPLIES
12056	J MOORE ELECTRICAL CONTRACTORS INC	NONMINORITY MALE	\$292,885.95	2004	GOODS AND SUPPLIES
19149	J MOORE ELECTRICAL CONTRACTORS INC	NONMINORITY MALE	\$5,962.95	2005	GOODS AND SUPPLIES
19159	J MOORE ELECTRICAL CONTRACTORS INC	NONMINORITY MALE	\$8,146.95	2005	GOODS AND SUPPLIES
24007	J MOORE ELECTRICAL CONTRACTORS INC	NONMINORITY MALE	\$38,683.05	2005	GOODS AND SUPPLIES
24002	J MOORE ELECTRICAL CONTRACTORS INC	NONMINORITY MALE	\$127,101.45	2005	GOODS AND SUPPLIES
35314	J W BURRESS INC		\$1,306.89	2003	GOODS AND SUPPLIES
38541	J W BURRESS INC		\$38.03	2003	GOODS AND SUPPLIES
39038	J W BURRESS INC		\$998.29	2003	GOODS AND SUPPLIES
29829	J W BURRESS INC		\$238.69	2003	GOODS AND SUPPLIES
39182	J W BURRESS INC		\$117.63	2003	GOODS AND SUPPLIES
32562	JACKIES UNIFORM CENTER INC		\$178.55	2003	GOODS AND SUPPLIES
4889	JACKIES UNIFORM CENTER INC		\$180.55	2004	GOODS AND SUPPLIES

GOODS AND SERVICES CONTRACTS

Appendix A

PURCHASE ORDER #	VENDOR NAME	ETHNICITY	AWARD AMOUNT	FY	BUSINESS CATEGORY
17965	JACKIES UNIFORM CENTER INC		\$180.00	2005	GOODS AND SUPPLIES
23721	JACKSON ELDERS STEEL CO INC		\$3,669.75	2005	GOODS AND SUPPLIES
35851	JANPAK		\$997.20	2003	GOODS AND SUPPLIES
41349	JANPAK		\$460.24	2005	GOODS AND SUPPLIES
38076	JANPAK		\$348.10	2003	GOODS AND SUPPLIES
29598	JANPAK		\$996.29	2003	GOODS AND SUPPLIES
33881	JANPAK		\$997.74	2003	GOODS AND SUPPLIES
39580	JANPAK		\$500.00	2003	GOODS AND SUPPLIES
41345	JANPAK		\$475.81	2005	GOODS AND SUPPLIES
31978	JANPAK		\$993.38	2003	GOODS AND SUPPLIES
40409	JANPAK		\$499.15	2003	GOODS AND SUPPLIES
9273	JANPAK		\$252.40	2004	GOODS AND SUPPLIES
9682	JANPAK		\$111.61	2004	GOODS AND SUPPLIES
11735	JANPAK		\$169.72	2004	GOODS AND SUPPLIES
2576	JANPAK		\$427.20	2004	GOODS AND SUPPLIES
10483	JANPAK		\$431.51	2004	GOODS AND SUPPLIES
7336	JANPAK		\$336.00	2004	GOODS AND SUPPLIES
13364	JANPAK		\$238.81	2004	GOODS AND SUPPLIES
5404	JANPAK		\$349.07	2004	GOODS AND SUPPLIES
10811	JANPAK		\$55.58	2004	GOODS AND SUPPLIES
1055	JANPAK		\$277.41	2004	GOODS AND SUPPLIES
6432	JANPAK		\$67.88	2004	GOODS AND SUPPLIES
12164	JANPAK		\$352.52	2004	GOODS AND SUPPLIES
13371	JANPAK		\$45.90	2004	GOODS AND SUPPLIES
5117	JANPAK		\$432.46	2004	GOODS AND SUPPLIES
3746	JANPAK		\$2.00	2004	GOODS AND SUPPLIES
10482	JANPAK		\$252.38	2004	GOODS AND SUPPLIES
7574	JANPAK		\$482.65	2004	GOODS AND SUPPLIES
25054	JANPAK		\$174.15	2005	GOODS AND SUPPLIES
24254	JANPAK		\$63.09	2005	GOODS AND SUPPLIES
14116	JANPAK		\$338.00	2004	GOODS AND SUPPLIES
20460	JANPAK		\$104.28	2005	GOODS AND SUPPLIES
14125	JANPAK		\$328.36	2004	GOODS AND SUPPLIES
23158	JANPAK		\$34.28	2005	GOODS AND SUPPLIES

GOODS AND SERVICES CONTRACTS

Appendix A

PURCHASE ORDER #	VENDOR NAME	ETHNICITY	AWARD AMOUNT	FY	BUSINESS CATEGORY
18126	JANPAK		\$204.94	2005	GOODS AND SUPPLIES
25373	JANPAK		\$110.96	2005	GOODS AND SUPPLIES
22368	JANPAK		\$117.59	2005	GOODS AND SUPPLIES
19337	JANPAK		\$184.83	2005	GOODS AND SUPPLIES
26692	JANPAK		\$223.55	2005	GOODS AND SUPPLIES
19046	JANPAK		\$214.09	2005	GOODS AND SUPPLIES
22365	JANPAK		\$274.77	2005	GOODS AND SUPPLIES
15721	JANPAK		\$131.29	2005	GOODS AND SUPPLIES
23036	JANPAK		\$55.48	2005	GOODS AND SUPPLIES
19738	JANPAK		\$88.34	2005	GOODS AND SUPPLIES
21414	JANPAK		\$184.65	2005	GOODS AND SUPPLIES
14115	JANPAK		\$375.52	2004	GOODS AND SUPPLIES
24255	JANPAK		\$272.35	2005	GOODS AND SUPPLIES
20881	JANPAK		\$274.35	2005	GOODS AND SUPPLIES
23750	JANPAK		\$219.19	2005	GOODS AND SUPPLIES
17670	JANPAK		\$252.38	2005	GOODS AND SUPPLIES
26014	JANPAK		\$192.65	2005	GOODS AND SUPPLIES
25374	JANPAK		\$44.53	2005	GOODS AND SUPPLIES
26024	JANPAK		\$81.70	2005	GOODS AND SUPPLIES
10852	JAY KING PRODUCTIONS		\$395.00	2004	GOODS AND SUPPLIES
5806	JEFFERS MCGILL INC		\$215.25	2004	GOODS AND SUPPLIES
4999	JEFFERS MCGILL INC		\$345.45	2004	GOODS AND SUPPLIES
39051	JIM HUDSON LEXUS SAAB	NONMINORITY MALE	\$103.05	2003	GOODS AND SUPPLIES
34520	JIM HUDSON LEXUS SAAB	NONMINORITY MALE	\$93.43	2003	GOODS AND SUPPLIES
1404	JIM HUDSON LUXURY CARS INC	NONMINORITY MALE	\$257.07	2004	GOODS AND SUPPLIES
1667	JIM HUDSON LUXURY CARS INC	NONMINORITY MALE	\$14.30	2004	GOODS AND SUPPLIES
5473	JIM HUDSON LUXURY CARS INC	NONMINORITY MALE	\$91.05	2004	GOODS AND SUPPLIES
8775	JIM HUDSON LUXURY CARS INC	NONMINORITY MALE	\$284.74	2004	GOODS AND SUPPLIES
8088	JIM HUDSON LUXURY CARS INC	NONMINORITY MALE	\$75.87	2004	GOODS AND SUPPLIES
37991	JIM KEN NURSERY		\$72.00	2003	GOODS AND SUPPLIES
36400	JIM KEN NURSERY		\$102.00	2003	GOODS AND SUPPLIES
34239	JIM KEN NURSERY		\$60.00	2003	GOODS AND SUPPLIES
41818	JOE HENRY INC	NONMINORITY MALE	\$1,575.00	2005	GOODS AND SUPPLIES
5200	JOE HENRY INC	NONMINORITY MALE	\$24.49	2004	GOODS AND SUPPLIES

GOODS AND SERVICES CONTRACTS

Appendix A

PURCHASE ORDER #	VENDOR NAME	ETHNICITY	AWARD AMOUNT	FY	BUSINESS CATEGORY
10938	JOE HENRY INC	NONMINORITY MALE	\$3,269.75	2004	GOODS AND SUPPLIES
4709	JOE HENRY INC	NONMINORITY MALE	\$417.50	2004	GOODS AND SUPPLIES
12426	JOE HENRY INC	NONMINORITY MALE	\$750.00	2004	GOODS AND SUPPLIES
13734	JOE HENRY INC	NONMINORITY MALE	\$1,365.00	2004	GOODS AND SUPPLIES
12857	JOE HENRY INC	NONMINORITY MALE	\$745.50	2004	GOODS AND SUPPLIES
12858	JOE HENRY INC	NONMINORITY MALE	\$808.50	2004	GOODS AND SUPPLIES
5984	JOE HENRY INC	NONMINORITY MALE	\$24.49	2004	GOODS AND SUPPLIES
10210	JOE HENRY INC	NONMINORITY MALE	\$1,225.35	2004	GOODS AND SUPPLIES
10688	JOHN SMALL ENTERPRISES		\$35.00	2004	GOODS AND SUPPLIES
40202	JON KER INC OFFICE PRODUCTS	AFRICAN AMERICAN	\$247.37	2003	GOODS AND SUPPLIES
31609	JON KER INC OFFICE PRODUCTS	AFRICAN AMERICAN	\$53.60	2003	GOODS AND SUPPLIES
37376	JON KER INC OFFICE PRODUCTS	AFRICAN AMERICAN	\$78.09	2003	GOODS AND SUPPLIES
34412	JON KER INC OFFICE PRODUCTS	AFRICAN AMERICAN	\$37.44	2003	GOODS AND SUPPLIES
37351	JON KER INC OFFICE PRODUCTS	AFRICAN AMERICAN	\$375.70	2003	GOODS AND SUPPLIES
33934	JON KER INC OFFICE PRODUCTS	AFRICAN AMERICAN	\$299.98	2003	GOODS AND SUPPLIES
39096	JON KER INC OFFICE PRODUCTS	AFRICAN AMERICAN	\$133.19	2003	GOODS AND SUPPLIES
37375	JON KER INC OFFICE PRODUCTS	AFRICAN AMERICAN	\$48.61	2003	GOODS AND SUPPLIES
37374	JON KER INC OFFICE PRODUCTS	AFRICAN AMERICAN	\$109.40	2003	GOODS AND SUPPLIES
37369	JON KER INC OFFICE PRODUCTS	AFRICAN AMERICAN	\$186.02	2003	GOODS AND SUPPLIES
41102	JON KER INC OFFICE PRODUCTS	AFRICAN AMERICAN	\$182.39	2005	GOODS AND SUPPLIES
33380	JON KER INC OFFICE PRODUCTS	AFRICAN AMERICAN	\$63.55	2003	GOODS AND SUPPLIES
31633	JON KER INC OFFICE PRODUCTS	AFRICAN AMERICAN	\$232.50	2003	GOODS AND SUPPLIES
33394	JON KER INC OFFICE PRODUCTS	AFRICAN AMERICAN	\$74.45	2003	GOODS AND SUPPLIES
30031	JON KER INC OFFICE PRODUCTS	AFRICAN AMERICAN	\$163.98	2003	GOODS AND SUPPLIES
32591	JON KER INC OFFICE PRODUCTS	AFRICAN AMERICAN	\$286.20	2003	GOODS AND SUPPLIES
33406	JON KER INC OFFICE PRODUCTS	AFRICAN AMERICAN	\$92.32	2003	GOODS AND SUPPLIES
35583	JON KER INC OFFICE PRODUCTS	AFRICAN AMERICAN	\$24.70	2003	GOODS AND SUPPLIES
34724	JON KER INC OFFICE PRODUCTS	AFRICAN AMERICAN	\$219.49	2003	GOODS AND SUPPLIES
33365	JON KER INC OFFICE PRODUCTS	AFRICAN AMERICAN	\$38.50	2003	GOODS AND SUPPLIES
29784	JON KER INC OFFICE PRODUCTS	AFRICAN AMERICAN	\$240.45	2003	GOODS AND SUPPLIES
40107	JON KER INC OFFICE PRODUCTS	AFRICAN AMERICAN	\$76.92	2003	GOODS AND SUPPLIES
41103	JON KER INC OFFICE PRODUCTS	AFRICAN AMERICAN	\$38.95	2005	GOODS AND SUPPLIES
29403	JON KER INC OFFICE PRODUCTS	AFRICAN AMERICAN	\$178.70	2003	GOODS AND SUPPLIES
33071	JON KER INC OFFICE PRODUCTS	AFRICAN AMERICAN	\$175.08	2003	GOODS AND SUPPLIES

GOODS AND SERVICES CONTRACTS

Appendix A

PURCHASE ORDER #	VENDOR NAME	ETHNICITY	AWARD AMOUNT	FY	BUSINESS CATEGORY
31115	JON KER INC OFFICE PRODUCTS	AFRICAN AMERICAN	\$279.21	2003	GOODS AND SUPPLIES
33103	JON KER INC OFFICE PRODUCTS	AFRICAN AMERICAN	\$170.36	2003	GOODS AND SUPPLIES
37638	JON KER INC OFFICE PRODUCTS	AFRICAN AMERICAN	\$48.02	2003	GOODS AND SUPPLIES
31119	JON KER INC OFFICE PRODUCTS	AFRICAN AMERICAN	\$21.12	2003	GOODS AND SUPPLIES
32543	JON KER INC OFFICE PRODUCTS	AFRICAN AMERICAN	\$299.60	2003	GOODS AND SUPPLIES
33120	JON KER INC OFFICE PRODUCTS	AFRICAN AMERICAN	\$298.62	2003	GOODS AND SUPPLIES
32566	JON KER INC OFFICE PRODUCTS	AFRICAN AMERICAN	\$193.20	2003	GOODS AND SUPPLIES
30719	JON KER INC OFFICE PRODUCTS	AFRICAN AMERICAN	\$70.00	2003	GOODS AND SUPPLIES
35584	JON KER INC OFFICE PRODUCTS	AFRICAN AMERICAN	\$25.98	2003	GOODS AND SUPPLIES
32553	JON KER INC OFFICE PRODUCTS	AFRICAN AMERICAN	\$191.94	2003	GOODS AND SUPPLIES
12970	JON KER INC OFFICE PRODUCTS	AFRICAN AMERICAN	\$413.36	2004	GOODS AND SUPPLIES
7366	JON KER INC OFFICE PRODUCTS	AFRICAN AMERICAN	\$139.83	2004	GOODS AND SUPPLIES
7774	JON KER INC OFFICE PRODUCTS	AFRICAN AMERICAN	\$289.80	2004	GOODS AND SUPPLIES
10705	JON KER INC OFFICE PRODUCTS	AFRICAN AMERICAN	\$86.47	2004	GOODS AND SUPPLIES
7791	JON KER INC OFFICE PRODUCTS	AFRICAN AMERICAN	\$66.32	2004	GOODS AND SUPPLIES
10145	JON KER INC OFFICE PRODUCTS	AFRICAN AMERICAN	\$93.02	2004	GOODS AND SUPPLIES
6587	JON KER INC OFFICE PRODUCTS	AFRICAN AMERICAN	\$458.08	2004	GOODS AND SUPPLIES
4185	JON KER INC OFFICE PRODUCTS	AFRICAN AMERICAN	\$307.86	2004	GOODS AND SUPPLIES
1447	JON KER INC OFFICE PRODUCTS	AFRICAN AMERICAN	\$113.72	2004	GOODS AND SUPPLIES
26609	JON KER INC OFFICE PRODUCTS	AFRICAN AMERICAN	\$159.35	2005	GOODS AND SUPPLIES
18123	JON KER INC OFFICE PRODUCTS	AFRICAN AMERICAN	\$258.96	2005	GOODS AND SUPPLIES
22920	JON KER INC OFFICE PRODUCTS	AFRICAN AMERICAN	\$231.15	2005	GOODS AND SUPPLIES
14832	JON KER INC OFFICE PRODUCTS	AFRICAN AMERICAN	\$500.00	2005	GOODS AND SUPPLIES
22926	JONES, MCADEN & ASSOC		\$35.50	2005	GOODS AND SUPPLIES
29596	JOYS DISCOUNT FEED STORE		\$445.50	2003	GOODS AND SUPPLIES
39805	JUSTINSANE DESIGN		\$3,120.00	2003	GOODS AND SUPPLIES
9446	JUSTINSANE DESIGN		\$4,825.00	2004	GOODS AND SUPPLIES
34220	K MART 3168		\$483.75	2003	GOODS AND SUPPLIES
30545	K MART 3168		\$217.63	2003	GOODS AND SUPPLIES
30943	K MART 3168		\$508.69	2003	GOODS AND SUPPLIES
32858	K MART 3168		\$218.47	2003	GOODS AND SUPPLIES
33655	K MART 3168		\$78.86	2003	GOODS AND SUPPLIES
35028	K MART 3168		\$150.00	2003	GOODS AND SUPPLIES
37870	K MART 3168		\$458.67	2003	GOODS AND SUPPLIES

GOODS AND SERVICES CONTRACTS

Appendix A

PURCHASE ORDER #	VENDOR NAME	ETHNICITY	AWARD AMOUNT	FY	BUSINESS CATEGORY
36376	K MART 3168		\$75.57	2003	GOODS AND SUPPLIES
33463	K MART 3168		\$363.83	2003	GOODS AND SUPPLIES
34186	K MART 3168		\$157.49	2003	GOODS AND SUPPLIES
36609	K MART 3168		\$356.58	2003	GOODS AND SUPPLIES
32839	K MART 3168		\$291.76	2003	GOODS AND SUPPLIES
8548	K MART 3168		\$194.73	2004	GOODS AND SUPPLIES
16965	K W ASSOC LLC DBA BUDWEISER OF COLUMBIA		\$4,304.00	2005	GOODS AND SUPPLIES
34431	KANE OFFICE TECHNOLOGIES	NONMINORITY MALE	\$2.78	2003	GOODS AND SUPPLIES
6660	KANE OFFICE TECHNOLOGIES	NONMINORITY MALE	\$105.04	2004	GOODS AND SUPPLIES
24515	KANE OFFICE TECHNOLOGIES	NONMINORITY MALE	\$125.60	2005	GOODS AND SUPPLIES
35873	KEENAN ENERGY CO INC		\$153.55	2003	GOODS AND SUPPLIES
35118	KEENAN ENERGY CO INC		\$140.98	2003	GOODS AND SUPPLIES
8162	KEENAN ENERGY CO INC		\$257.15	2004	GOODS AND SUPPLIES
25068	KEENAN ENERGY CO INC		\$10.45	2005	GOODS AND SUPPLIES
30520	KENNY'S AUTO SUPPLY		\$564.31	2003	GOODS AND SUPPLIES
5096	KENNY'S AUTO SUPPLY		\$500.00	2004	GOODS AND SUPPLIES
4366	KENNY'S AUTO SUPPLY		\$19.90	2004	GOODS AND SUPPLIES
4050	KENNY'S AUTO SUPPLY		\$11.50	2004	GOODS AND SUPPLIES
22871	KENNY'S AUTO SUPPLY		\$180.44	2005	GOODS AND SUPPLIES
23422	KENNY'S AUTO SUPPLY		\$10.45	2005	GOODS AND SUPPLIES
35975	KEY SHOP INC		\$31.50	2003	GOODS AND SUPPLIES
31033	KEY SHOP INC		\$24.68	2003	GOODS AND SUPPLIES
37452	KEY SHOP INC		\$111.45	2003	GOODS AND SUPPLIES
31749	KEY SHOP INC		\$364.76	2003	GOODS AND SUPPLIES
36242	KEY SHOP INC		\$64.05	2003	GOODS AND SUPPLIES
34304	KEY SHOP INC		\$23.12	2003	GOODS AND SUPPLIES
35865	KEY SHOP INC		\$75.60	2003	GOODS AND SUPPLIES
38653	KEY SHOP INC		\$67.03	2003	GOODS AND SUPPLIES
34180	KEY SHOP INC		\$68.88	2003	GOODS AND SUPPLIES
31376	KEY SHOP INC		\$252.00	2003	GOODS AND SUPPLIES
31339	KEY SHOP INC		\$31.50	2003	GOODS AND SUPPLIES
40596	KEY SHOP INC		\$89.25	2003	GOODS AND SUPPLIES
39736	KEY SHOP INC		\$24.45	2003	GOODS AND SUPPLIES
39563	KEY SHOP INC		\$36.50	2003	GOODS AND SUPPLIES

GOODS AND SERVICES CONTRACTS

Appendix A

PURCHASE ORDER #	VENDOR NAME	ETHNICITY	AWARD AMOUNT	FY	BUSINESS CATEGORY
31618	KEY SHOP INC		\$495.69	2003	GOODS AND SUPPLIES
35962	KEY SHOP INC		\$215.25	2003	GOODS AND SUPPLIES
31689	KEY SHOP INC		\$76.89	2003	GOODS AND SUPPLIES
30292	KEY SHOP INC		\$566.09	2003	GOODS AND SUPPLIES
30611	KEY SHOP INC		\$34.55	2003	GOODS AND SUPPLIES
32702	KEY SHOP INC		\$321.90	2003	GOODS AND SUPPLIES
32700	KEY SHOP INC		\$19.95	2003	GOODS AND SUPPLIES
30040	KEY SHOP INC		\$154.88	2003	GOODS AND SUPPLIES
32694	KEY SHOP INC		\$55.75	2003	GOODS AND SUPPLIES
38662	KEY SHOP INC		\$30.73	2003	GOODS AND SUPPLIES
32716	KEY SHOP INC		\$56.70	2003	GOODS AND SUPPLIES
39433	KEY SHOP INC		\$197.93	2003	GOODS AND SUPPLIES
33597	KEY SHOP INC		\$37.80	2003	GOODS AND SUPPLIES
36885	KEY SHOP INC		\$44.55	2003	GOODS AND SUPPLIES
38494	KEY SHOP INC		\$1,500.00	2003	GOODS AND SUPPLIES
32484	KEY SHOP INC		\$37.80	2003	GOODS AND SUPPLIES
32481	KEY SHOP INC		\$44.57	2003	GOODS AND SUPPLIES
36727	KEY SHOP INC		\$50.00	2003	GOODS AND SUPPLIES
38671	KEY SHOP INC		\$51.80	2003	GOODS AND SUPPLIES
38672	KEY SHOP INC		\$77.62	2003	GOODS AND SUPPLIES
34703	KEY SHOP INC		\$39.90	2003	GOODS AND SUPPLIES
33501	KEY SHOP INC		\$109.73	2003	GOODS AND SUPPLIES
33221	KEY SHOP INC		\$68.00	2003	GOODS AND SUPPLIES
29098	KEY SHOP INC		\$47.78	2003	GOODS AND SUPPLIES
35082	KEY SHOP INC		\$35.87	2003	GOODS AND SUPPLIES
42015	KEY SHOP INC		\$67.10	2005	GOODS AND SUPPLIES
41989	KEY SHOP INC		\$63.00	2005	GOODS AND SUPPLIES
32926	KEY SHOP INC		\$29.51	2003	GOODS AND SUPPLIES
32707	KEY SHOP INC		\$28.35	2003	GOODS AND SUPPLIES
37862	KEY SHOP INC		\$99.42	2003	GOODS AND SUPPLIES
33686	KEY SHOP INC		\$140.20	2003	GOODS AND SUPPLIES
29702	KEY SHOP INC		\$31.79	2003	GOODS AND SUPPLIES
37075	KEY SHOP INC		\$23.63	2003	GOODS AND SUPPLIES
33517	KEY SHOP INC		\$260.50	2003	GOODS AND SUPPLIES

GOODS AND SERVICES CONTRACTS

Appendix A

PURCHASE ORDER #	VENDOR NAME	ETHNICITY	AWARD AMOUNT	FY	BUSINESS CATEGORY
37968	KEY SHOP INC		\$562.80	2003	GOODS AND SUPPLIES
37044	KEY SHOP INC		\$38.03	2003	GOODS AND SUPPLIES
41397	KEY SHOP INC		\$34.18	2005	GOODS AND SUPPLIES
32761	KEY SHOP INC		\$34.63	2003	GOODS AND SUPPLIES
41888	KEY SHOP INC		\$97.65	2005	GOODS AND SUPPLIES
36607	KEY SHOP INC		\$362.33	2003	GOODS AND SUPPLIES
36471	KEY SHOP INC		\$481.95	2003	GOODS AND SUPPLIES
34575	KEY SHOP INC		\$46.78	2003	GOODS AND SUPPLIES
36472	KEY SHOP INC		\$169.15	2003	GOODS AND SUPPLIES
36475	KEY SHOP INC		\$330.47	2003	GOODS AND SUPPLIES
32134	KEY SHOP INC		\$86.75	2003	GOODS AND SUPPLIES
32686	KEY SHOP INC		\$146.92	2003	GOODS AND SUPPLIES
36482	KEY SHOP INC		\$27.30	2003	GOODS AND SUPPLIES
30770	KEY SHOP INC		\$277.95	2003	GOODS AND SUPPLIES
33862	KEY SHOP INC		\$252.00	2003	GOODS AND SUPPLIES
31975	KEY SHOP INC		\$147.00	2003	GOODS AND SUPPLIES
36491	KEY SHOP INC		\$173.48	2003	GOODS AND SUPPLIES
33828	KEY SHOP INC		\$59.93	2003	GOODS AND SUPPLIES
33867	KEY SHOP INC		\$41.90	2003	GOODS AND SUPPLIES
39300	KEY SHOP INC		\$22.45	2003	GOODS AND SUPPLIES
36359	KEY SHOP INC		\$23.90	2003	GOODS AND SUPPLIES
38697	KEY SHOP INC		\$30.45	2003	GOODS AND SUPPLIES
32304	KEY SHOP INC		\$79.45	2003	GOODS AND SUPPLIES
30626	KEY SHOP INC		\$147.43	2003	GOODS AND SUPPLIES
36357	KEY SHOP INC		\$38.75	2003	GOODS AND SUPPLIES
30752	KEY SHOP INC		\$44.25	2003	GOODS AND SUPPLIES
39307	KEY SHOP INC		\$35.48	2003	GOODS AND SUPPLIES
38754	KEY SHOP INC		\$47.82	2003	GOODS AND SUPPLIES
34540	KEY SHOP INC		\$34.65	2003	GOODS AND SUPPLIES
36390	KEY SHOP INC		\$95.90	2003	GOODS AND SUPPLIES
39303	KEY SHOP INC		\$21.18	2003	GOODS AND SUPPLIES
11431	KEY SHOP INC		\$241.00	2004	GOODS AND SUPPLIES
8315	KEY SHOP INC		\$200.00	2004	GOODS AND SUPPLIES
2717	KEY SHOP INC		\$31.50	2004	GOODS AND SUPPLIES

GOODS AND SERVICES CONTRACTS

Appendix A

PURCHASE ORDER #	VENDOR NAME	ETHNICITY	AWARD AMOUNT	FY	BUSINESS CATEGORY
5821	KEY SHOP INC		\$129.15	2004	GOODS AND SUPPLIES
8451	KEY SHOP INC		\$52.50	2004	GOODS AND SUPPLIES
6399	KEY SHOP INC		\$262.50	2004	GOODS AND SUPPLIES
6495	KEY SHOP INC		\$46.30	2004	GOODS AND SUPPLIES
6876	KEY SHOP INC		\$52.45	2004	GOODS AND SUPPLIES
9176	KEY SHOP INC		\$200.00	2004	GOODS AND SUPPLIES
2552	KEY SHOP INC		\$205.00	2004	GOODS AND SUPPLIES
5100	KEY SHOP INC		\$346.50	2004	GOODS AND SUPPLIES
383	KEY SHOP INC		\$126.00	2004	GOODS AND SUPPLIES
2259	KEY SHOP INC		\$1,247.00	2004	GOODS AND SUPPLIES
5102	KEY SHOP INC		\$52.45	2004	GOODS AND SUPPLIES
12712	KEY SHOP INC		\$75.60	2004	GOODS AND SUPPLIES
709	KEY SHOP INC		\$42.00	2004	GOODS AND SUPPLIES
3572	KEY SHOP INC		\$73.50	2004	GOODS AND SUPPLIES
1003	KEY SHOP INC		\$31.50	2004	GOODS AND SUPPLIES
8639	KEY SHOP INC		\$100.00	2004	GOODS AND SUPPLIES
5962	KEY SHOP INC		\$81.90	2004	GOODS AND SUPPLIES
3886	KEY SHOP INC		\$108.15	2004	GOODS AND SUPPLIES
9114	KEY SHOP INC		\$100.00	2004	GOODS AND SUPPLIES
2088	KEY SHOP INC		\$62.48	2004	GOODS AND SUPPLIES
420	KEY SHOP INC		\$200.00	2004	GOODS AND SUPPLIES
1344	KEY SHOP INC		\$85.05	2004	GOODS AND SUPPLIES
6817	KEY SHOP INC		\$63.00	2004	GOODS AND SUPPLIES
1885	KEY SHOP INC		\$36.07	2004	GOODS AND SUPPLIES
8948	KEY SHOP INC		\$133.43	2004	GOODS AND SUPPLIES
2142	KEY SHOP INC		\$49.84	2004	GOODS AND SUPPLIES
12384	KEY SHOP INC		\$39.38	2004	GOODS AND SUPPLIES
6778	KEY SHOP INC		\$226.59	2004	GOODS AND SUPPLIES
5304	KEY SHOP INC		\$250.00	2004	GOODS AND SUPPLIES
6021	KEY SHOP INC		\$200.00	2004	GOODS AND SUPPLIES
13674	KEY SHOP INC		\$32.60	2004	GOODS AND SUPPLIES
711	KEY SHOP INC		\$84.00	2004	GOODS AND SUPPLIES
7903	KEY SHOP INC		\$700.00	2004	GOODS AND SUPPLIES
6354	KEY SHOP INC		\$34.65	2004	GOODS AND SUPPLIES

GOODS AND SERVICES CONTRACTS

Appendix A

PURCHASE ORDER #	VENDOR NAME	ETHNICITY	AWARD AMOUNT	FY	BUSINESS CATEGORY
9755	KEY SHOP INC		\$91.52	2004	GOODS AND SUPPLIES
12111	KEY SHOP INC		\$59.75	2004	GOODS AND SUPPLIES
9376	KEY SHOP INC		\$172.20	2004	GOODS AND SUPPLIES
8933	KEY SHOP INC		\$22.05	2004	GOODS AND SUPPLIES
7705	KEY SHOP INC		\$34.13	2004	GOODS AND SUPPLIES
28123	KEY SHOP INC		\$28.30	2003	GOODS AND SUPPLIES
14940	KEY SHOP INC		\$19.73	2005	GOODS AND SUPPLIES
28219	KEY SHOP INC		\$106.58	2003	GOODS AND SUPPLIES
21590	KEY SHOP INC		\$50.40	2005	GOODS AND SUPPLIES
22204	KEY SHOP INC		\$236.25	2005	GOODS AND SUPPLIES
15974	KEY SHOP INC		\$500.00	2005	GOODS AND SUPPLIES
25768	KEY SHOP INC		\$126.00	2005	GOODS AND SUPPLIES
23486	KEY SHOP INC		\$25.20	2005	GOODS AND SUPPLIES
13995	KEY SHOP INC		\$20.00	2004	GOODS AND SUPPLIES
28437	KEY SHOP INC		\$111.98	2003	GOODS AND SUPPLIES
28147	KEY SHOP INC		\$21.00	2003	GOODS AND SUPPLIES
17921	KEY SHOP INC		\$236.25	2005	GOODS AND SUPPLIES
15994	KEY SHOP INC		\$500.00	2005	GOODS AND SUPPLIES
18694	KEY SHOP INC		\$41.88	2005	GOODS AND SUPPLIES
19126	KEY SHOP INC		\$250.00	2005	GOODS AND SUPPLIES
15047	KEY SHOP INC		\$315.00	2005	GOODS AND SUPPLIES
19565	KEY SHOP INC		\$367.00	2005	GOODS AND SUPPLIES
22077	KEY SHOP INC		\$97.63	2005	GOODS AND SUPPLIES
28088	KEY SHOP INC		\$201.18	2003	GOODS AND SUPPLIES
20665	KEY SHOP INC		\$31.50	2005	GOODS AND SUPPLIES
28082	KEY SHOP INC		\$103.70	2003	GOODS AND SUPPLIES
23064	KEY SHOP INC		\$630.00	2005	GOODS AND SUPPLIES
28195	KEY SHOP INC		\$36.70	2003	GOODS AND SUPPLIES
20034	KEY SHOP INC		\$300.00	2005	GOODS AND SUPPLIES
23225	KEY SHOP INC		\$119.70	2005	GOODS AND SUPPLIES
28217	KEY SHOP INC		\$28.00	2003	GOODS AND SUPPLIES
27197	KEY SHOP INC		\$20.00	2005	GOODS AND SUPPLIES
19785	KEY SHOP INC		\$23.15	2005	GOODS AND SUPPLIES
26703	KEY SHOP INC		\$126.00	2005	GOODS AND SUPPLIES

GOODS AND SERVICES CONTRACTS

Appendix A

PURCHASE ORDER #	VENDOR NAME	ETHNICITY	AWARD AMOUNT	FY	BUSINESS CATEGORY
24419	KEY SHOP INC		\$100.64	2005	GOODS AND SUPPLIES
26313	KEY SHOP INC		\$409.50	2005	GOODS AND SUPPLIES
28245	KEY SHOP INC		\$65.60	2003	GOODS AND SUPPLIES
19518	KEY SHOP INC		\$325.50	2005	GOODS AND SUPPLIES
25333	KEY SHOP INC		\$94.50	2005	GOODS AND SUPPLIES
28262	KEY SHOP INC		\$15.38	2003	GOODS AND SUPPLIES
28837	KEY SHOP INC		\$126.00	2003	GOODS AND SUPPLIES
28264	KEY SHOP INC		\$133.40	2003	GOODS AND SUPPLIES
18864	KEY SHOP INC		\$500.00	2005	GOODS AND SUPPLIES
28266	KEY SHOP INC		\$81.65	2003	GOODS AND SUPPLIES
28267	KEY SHOP INC		\$83.48	2003	GOODS AND SUPPLIES
15105	KEY SHOP INC		\$20.00	2005	GOODS AND SUPPLIES
32897	KEYSTONE AUTOMOTIVE		\$196.98	2003	GOODS AND SUPPLIES
31774	KEYSTONE AUTOMOTIVE		\$261.00	2003	GOODS AND SUPPLIES
40607	KEYSTONE AUTOMOTIVE		\$157.50	2003	GOODS AND SUPPLIES
34504	KEYSTONE AUTOMOTIVE		\$1,014.46	2003	GOODS AND SUPPLIES
36015	KEYSTONE AUTOMOTIVE		\$680.99	2003	GOODS AND SUPPLIES
32404	KEYSTONE AUTOMOTIVE		\$387.51	2003	GOODS AND SUPPLIES
33610	KEYSTONE AUTOMOTIVE		\$196.98	2003	GOODS AND SUPPLIES
429	KEYSTONE AUTOMOTIVE		\$1,000.00	2004	GOODS AND SUPPLIES
10797	KEYSTONE AUTOMOTIVE		\$177.29	2004	GOODS AND SUPPLIES
9833	KEYSTONE AUTOMOTIVE		\$210.35	2004	GOODS AND SUPPLIES
13810	KEYSTONE AUTOMOTIVE		\$225.12	2004	GOODS AND SUPPLIES
6559	KEYSTONE AUTOMOTIVE		\$140.00	2004	GOODS AND SUPPLIES
20946	KEYSTONE AUTOMOTIVE		\$1,050.00	2005	GOODS AND SUPPLIES
25728	KEYSTONE AUTOMOTIVE		\$277.89	2005	GOODS AND SUPPLIES
20276	KEYSTONE AUTOMOTIVE		\$47.84	2005	GOODS AND SUPPLIES
20942	KEYSTONE AUTOMOTIVE		\$170.95	2005	GOODS AND SUPPLIES
20385	KEYSTONE AUTOMOTIVE		\$40.80	2005	GOODS AND SUPPLIES
26076	KEYSTONE AUTOMOTIVE		\$256.78	2005	GOODS AND SUPPLIES
20845	KEYSTONE AUTOMOTIVE		\$51.36	2005	GOODS AND SUPPLIES
7723	KILLOY OFFICE EQUIPMENT INC		\$271.00	2004	GOODS AND SUPPLIES
5349	KILLOY OFFICE EQUIPMENT INC		\$157.50	2004	GOODS AND SUPPLIES
6372	KILLOY OFFICE EQUIPMENT INC		\$10.00	2004	GOODS AND SUPPLIES

GOODS AND SERVICES CONTRACTS

Appendix A

PURCHASE ORDER #	VENDOR NAME	ETHNICITY	AWARD AMOUNT	FY	BUSINESS CATEGORY
15184	KINKOS COPIES		\$501.06	2005	GOODS AND SUPPLIES
18940	KINKOS COPIES		\$210.00	2005	GOODS AND SUPPLIES
2548	KMART CORP		\$500.00	2004	GOODS AND SUPPLIES
9900	KOHNSTRUCTION & PAINTING		\$300.00	2004	GOODS AND SUPPLIES
9901	KONSTRUCTION SERVICES INC		\$480.00	2004	GOODS AND SUPPLIES
21132	KWIK KOPY BUSINESS CENTER INC DBA GIBSON & MCCLINTON ENT INC	AFRICAN AMERICAN	\$1,686.03	2005	GOODS AND SUPPLIES
22408	KWIK KOPY BUSINESS CENTER INC DBA GIBSON & MCCLINTON ENT INC	AFRICAN AMERICAN	\$329.57	2005	GOODS AND SUPPLIES
20753	KWIK KOPY BUSINESS CENTER INC DBA GIBSON & MCCLINTON ENT INC	AFRICAN AMERICAN	\$429.20	2005	GOODS AND SUPPLIES
7099	L B SMITH EQUIPMENT INC		\$656.70	2004	GOODS AND SUPPLIES
8994	L B SMITH EQUIPMENT INC		\$581.07	2004	GOODS AND SUPPLIES
18525	L D I REPROPRINTING INC	NONMINORITY WOMEN	\$325.97	2005	GOODS AND SUPPLIES
19860	L D I REPROPRINTING INC	NONMINORITY WOMEN	\$111.76	2005	GOODS AND SUPPLIES
6574	LAKE MURRAY HARDWARE & OUTDOORS INC		\$615.00	2004	GOODS AND SUPPLIES
19766	LAKE MURRAY HARDWARE & OUTDOORS INC		\$120.19	2005	GOODS AND SUPPLIES
29022	LAKE MURRAY HARDWARE & OUTDOORS INC		\$149.38	2003	GOODS AND SUPPLIES
15531	LAKE MURRAY HARDWARE & OUTDOORS INC		\$400.00	2005	GOODS AND SUPPLIES
11734	LANDREC INC		\$997.50	2004	GOODS AND SUPPLIES
41306	LANIER REDI MIX CONCRETE INC		\$3,000.00	2005	GOODS AND SUPPLIES
32759	LANIER REDI MIX CONCRETE INC		\$450.00	2003	GOODS AND SUPPLIES
40025	LANIER REDI MIX CONCRETE INC		\$1,500.00	2003	GOODS AND SUPPLIES
34862	LANIER REDI MIX CONCRETE INC		\$145.95	2003	GOODS AND SUPPLIES
37760	LANIER REDI MIX CONCRETE INC		\$162.75	2003	GOODS AND SUPPLIES
39684	LANIER REDI MIX CONCRETE INC		\$1,000.00	2003	GOODS AND SUPPLIES
13754	LANIER REDI MIX CONCRETE INC		\$5,250.00	2004	GOODS AND SUPPLIES
6035	LANIER REDI MIX CONCRETE INC		\$4,725.00	2004	GOODS AND SUPPLIES
6033	LANIER REDI MIX CONCRETE INC		\$2,625.00	2004	GOODS AND SUPPLIES
3897	LANIER REDI MIX CONCRETE INC		\$4,500.00	2004	GOODS AND SUPPLIES
8103	LANIER REDI MIX CONCRETE INC		\$2,625.00	2004	GOODS AND SUPPLIES
7867	LANIER REDI MIX CONCRETE INC		\$4,725.00	2004	GOODS AND SUPPLIES
240	LANIER REDI MIX CONCRETE INC		\$1,212.75	2004	GOODS AND SUPPLIES
9025	LANIER REDI MIX CONCRETE INC		\$4,305.00	2004	GOODS AND SUPPLIES
10411	LANIER REDI MIX CONCRETE INC		\$5,093.55	2004	GOODS AND SUPPLIES
13347	LANIER REDI MIX CONCRETE INC		\$945.00	2004	GOODS AND SUPPLIES
3509	LANIER REDI MIX CONCRETE INC		\$4,900.00	2004	GOODS AND SUPPLIES

GOODS AND SERVICES CONTRACTS

Appendix A

PURCHASE ORDER #	VENDOR NAME	ETHNICITY	AWARD AMOUNT	FY	BUSINESS CATEGORY
894	LANIER REDI MIX CONCRETE INC		\$4,856.25	2004	GOODS AND SUPPLIES
5062	LANIER REDI MIX CONCRETE INC		\$4,725.00	2004	GOODS AND SUPPLIES
9523	LANIER REDI MIX CONCRETE INC		\$4,500.00	2004	GOODS AND SUPPLIES
8800	LANIER REDI MIX CONCRETE INC		\$4,725.00	2004	GOODS AND SUPPLIES
12435	LANIER REDI MIX CONCRETE INC		\$3,000.00	2004	GOODS AND SUPPLIES
10672	LANIER REDI MIX CONCRETE INC		\$4,725.00	2004	GOODS AND SUPPLIES
10321	LANIER REDI MIX CONCRETE INC		\$2,000.00	2004	GOODS AND SUPPLIES
6487	LANIER REDI MIX CONCRETE INC		\$7,350.00	2004	GOODS AND SUPPLIES
12779	LANIER REDI MIX CONCRETE INC		\$6,300.00	2004	GOODS AND SUPPLIES
5952	LANIER REDI MIX CONCRETE INC		\$5,000.00	2004	GOODS AND SUPPLIES
7426	LANIER REDI MIX CONCRETE INC		\$4,725.00	2004	GOODS AND SUPPLIES
2525	LANIER REDI MIX CONCRETE INC		\$4,714.50	2004	GOODS AND SUPPLIES
896	LANIER REDI MIX CONCRETE INC		\$2,532.60	2004	GOODS AND SUPPLIES
2190	LANIER REDI MIX CONCRETE INC		\$4,856.00	2004	GOODS AND SUPPLIES
12192	LANIER REDI MIX CONCRETE INC		\$4,725.00	2004	GOODS AND SUPPLIES
6837	LANIER REDI MIX CONCRETE INC		\$4,725.00	2004	GOODS AND SUPPLIES
24524	LANIER REDI MIX CONCRETE INC		\$3,000.00	2005	GOODS AND SUPPLIES
25699	LANIER REDI MIX CONCRETE INC		\$4,725.00	2005	GOODS AND SUPPLIES
19859	LANIER REDI MIX CONCRETE INC		\$2,688.00	2005	GOODS AND SUPPLIES
26165	LANIER REDI MIX CONCRETE INC		\$8,925.00	2005	GOODS AND SUPPLIES
15214	LANIER REDI MIX CONCRETE INC		\$4,725.00	2005	GOODS AND SUPPLIES
27476	LANIER REDI MIX CONCRETE INC		\$6,500.00	2005	GOODS AND SUPPLIES
26511	LANIER REDI MIX CONCRETE INC		\$3,000.00	2005	GOODS AND SUPPLIES
18458	LANIER REDI MIX CONCRETE INC		\$5,250.00	2005	GOODS AND SUPPLIES
25557	LANIER REDI MIX CONCRETE INC		\$4,725.00	2005	GOODS AND SUPPLIES
15168	LANIER REDI MIX CONCRETE INC		\$5,000.00	2005	GOODS AND SUPPLIES
25939	LANIER REDI MIX CONCRETE INC		\$5,969.80	2005	GOODS AND SUPPLIES
20492	LANIER REDI MIX CONCRETE INC		\$2,688.00	2005	GOODS AND SUPPLIES
27261	LANIER REDI MIX CONCRETE INC		\$30,000.00	2005	GOODS AND SUPPLIES
15067	LANIER REDI MIX CONCRETE INC		\$8,400.00	2005	GOODS AND SUPPLIES
10401	LASER PRINT PLUS INC		\$87,000.00	2004	GOODS AND SUPPLIES
13776	LASER PRINT PLUS INC		\$638.55	2004	GOODS AND SUPPLIES
27611	LASER PRINT PLUS INC		\$50,000.00	2005	GOODS AND SUPPLIES
22207	LASER PRINT PLUS INC		\$502.14	2005	GOODS AND SUPPLIES

GOODS AND SERVICES CONTRACTS

Appendix A

PURCHASE ORDER #	VENDOR NAME	ETHNICITY	AWARD AMOUNT	FY	BUSINESS CATEGORY
15593	LASER PRINT PLUS INC		\$307.12	2005	GOODS AND SUPPLIES
14595	LASER PRINT PLUS INC		\$31,500.00	2004	GOODS AND SUPPLIES
14425	LASER PRINT PLUS INC		\$450.00	2004	GOODS AND SUPPLIES
18711	LASER PRINT PLUS INC		\$5,000.00	2005	GOODS AND SUPPLIES
18085	LASER PRINT PLUS INC		\$3,000.00	2005	GOODS AND SUPPLIES
32030	LASER RECHARGE SYSTEM INC		\$82.95	2003	GOODS AND SUPPLIES
35630	LASER RECHARGE SYSTEM INC		\$82.95	2003	GOODS AND SUPPLIES
40142	LASER RECHARGE SYSTEM INC		\$82.95	2003	GOODS AND SUPPLIES
38352	LASER RECHARGE SYSTEM INC		\$497.70	2003	GOODS AND SUPPLIES
8414	LASER RECHARGE SYSTEM INC		\$165.90	2004	GOODS AND SUPPLIES
5942	LASER RECHARGE SYSTEM INC		\$82.95	2004	GOODS AND SUPPLIES
3690	LASER RECHARGE SYSTEM INC		\$165.90	2004	GOODS AND SUPPLIES
32935	LASERPRINT SERVICE INC		\$236.25	2003	GOODS AND SUPPLIES
32936	LASERPRINT SERVICE INC		\$519.75	2003	GOODS AND SUPPLIES
34434	LASERPRINT SERVICE INC		\$115.50	2003	GOODS AND SUPPLIES
37677	LASERPRINT SERVICE INC		\$360.00	2003	GOODS AND SUPPLIES
37416	LASERPRINT SERVICE INC		\$148.05	2003	GOODS AND SUPPLIES
34388	LASERPRINT SERVICE INC		\$231.00	2003	GOODS AND SUPPLIES
37174	LASERPRINT SERVICE INC		\$367.50	2003	GOODS AND SUPPLIES
35194	LASERPRINT SERVICE INC		\$23.10	2003	GOODS AND SUPPLIES
32773	LASERPRINT SERVICE INC		\$161.70	2003	GOODS AND SUPPLIES
38923	LASERPRINT SERVICE INC		\$16.22	2003	GOODS AND SUPPLIES
34500	LASERPRINT SERVICE INC		\$210.00	2003	GOODS AND SUPPLIES
1059	LASERPRINT SERVICE INC		\$305.55	2004	GOODS AND SUPPLIES
6384	LASERPRINT SERVICE INC		\$688.75	2004	GOODS AND SUPPLIES
2575	LASERPRINT SERVICE INC		\$425.25	2004	GOODS AND SUPPLIES
3195	LASERPRINT SERVICE INC		\$186.90	2004	GOODS AND SUPPLIES
8030	LASERPRINT SERVICE INC		\$298.11	2004	GOODS AND SUPPLIES
16620	LASERPRINT SERVICE INC		\$419.96	2005	GOODS AND SUPPLIES
25780	LASERPRINT SERVICE INC		\$465.00	2005	GOODS AND SUPPLIES
30067	LAWMENS SAFETY SUPPLY INC		\$1,005.76	2003	GOODS AND SUPPLIES
41309	LAWMENS SAFETY SUPPLY INC		\$768.75	2005	GOODS AND SUPPLIES
30036	LAWMENS SAFETY SUPPLY INC		\$929.25	2003	GOODS AND SUPPLIES
30038	LAWMENS SAFETY SUPPLY INC		\$4,475.10	2003	GOODS AND SUPPLIES

GOODS AND SERVICES CONTRACTS

Appendix A

PURCHASE ORDER #	VENDOR NAME	ETHNICITY	AWARD AMOUNT	FY	BUSINESS CATEGORY
31398	LAWMENS SAFETY SUPPLY INC		\$1,239.00	2003	GOODS AND SUPPLIES
42295	LAWMENS SAFETY SUPPLY INC		\$111.28	2005	GOODS AND SUPPLIES
29203	LAWMENS SAFETY SUPPLY INC		\$750.00	2003	GOODS AND SUPPLIES
35477	LAWMENS SAFETY SUPPLY INC		\$829.50	2003	GOODS AND SUPPLIES
35471	LAWMENS SAFETY SUPPLY INC		\$2,323.65	2003	GOODS AND SUPPLIES
42040	LAWMENS SAFETY SUPPLY INC		\$356.90	2005	GOODS AND SUPPLIES
34647	LAWMENS SAFETY SUPPLY INC		\$1,548.75	2003	GOODS AND SUPPLIES
30354	LAWMENS SAFETY SUPPLY INC		\$58.35	2003	GOODS AND SUPPLIES
40848	LAWMENS SAFETY SUPPLY INC		\$619.50	2003	GOODS AND SUPPLIES
31356	LAWMENS SAFETY SUPPLY INC		\$365.40	2003	GOODS AND SUPPLIES
41336	LAWMENS SAFETY SUPPLY INC		\$600.00	2005	GOODS AND SUPPLIES
40852	LAWMENS SAFETY SUPPLY INC		\$1,000.00	2003	GOODS AND SUPPLIES
30035	LAWMENS SAFETY SUPPLY INC		\$3,993.92	2003	GOODS AND SUPPLIES
31394	LAWMENS SAFETY SUPPLY INC		\$309.75	2003	GOODS AND SUPPLIES
32249	LAWMENS SAFETY SUPPLY INC		\$619.50	2003	GOODS AND SUPPLIES
36946	LAWMENS SAFETY SUPPLY INC		\$1,548.75	2003	GOODS AND SUPPLIES
33446	LAWMENS SAFETY SUPPLY INC		\$619.50	2003	GOODS AND SUPPLIES
37848	LAWMENS SAFETY SUPPLY INC		\$1,651.70	2003	GOODS AND SUPPLIES
38463	LAWMENS SAFETY SUPPLY INC		\$960.22	2003	GOODS AND SUPPLIES
36365	LAWMENS SAFETY SUPPLY INC		\$825.92	2003	GOODS AND SUPPLIES
36968	LAWMENS SAFETY SUPPLY INC		\$2,175.60	2003	GOODS AND SUPPLIES
36364	LAWMENS SAFETY SUPPLY INC		\$545.03	2003	GOODS AND SUPPLIES
33629	LAWMENS SAFETY SUPPLY INC		\$1,239.00	2003	GOODS AND SUPPLIES
34194	LAWMENS SAFETY SUPPLY INC		\$1,548.75	2003	GOODS AND SUPPLIES
33426	LAWMENS SAFETY SUPPLY INC		\$1,752.87	2003	GOODS AND SUPPLIES
38783	LAWMENS SAFETY SUPPLY INC		\$2,522.09	2003	GOODS AND SUPPLIES
32804	LAWMENS SAFETY SUPPLY INC		\$929.25	2003	GOODS AND SUPPLIES
38018	LAWMENS SAFETY SUPPLY INC		\$1,675.29	2003	GOODS AND SUPPLIES
36891	LAWMENS SAFETY SUPPLY INC		\$1,000.00	2003	GOODS AND SUPPLIES
31463	LAWMENS SAFETY SUPPLY INC		\$94.50	2003	GOODS AND SUPPLIES
31737	LAWMENS SAFETY SUPPLY INC		\$4,882.50	2003	GOODS AND SUPPLIES
32298	LAWMENS SAFETY SUPPLY INC		\$14.75	2003	GOODS AND SUPPLIES
38069	LAWMENS SAFETY SUPPLY INC		\$2,280.33	2003	GOODS AND SUPPLIES
31738	LAWMENS SAFETY SUPPLY INC		\$1,522.50	2003	GOODS AND SUPPLIES

GOODS AND SERVICES CONTRACTS

Appendix A

PURCHASE ORDER #	VENDOR NAME	ETHNICITY	AWARD AMOUNT	FY	BUSINESS CATEGORY
31739	LAWMENS SAFETY SUPPLY INC		\$3,931.20	2003	GOODS AND SUPPLIES
33800	LAWMENS SAFETY SUPPLY INC		\$1,082.00	2003	GOODS AND SUPPLIES
37470	LAWMENS SAFETY SUPPLY INC		\$1,976.25	2003	GOODS AND SUPPLIES
33427	LAWMENS SAFETY SUPPLY INC		\$315.00	2003	GOODS AND SUPPLIES
37181	LAWMENS SAFETY SUPPLY INC		\$516.75	2003	GOODS AND SUPPLIES
32272	LAWMENS SAFETY SUPPLY INC		\$630.00	2003	GOODS AND SUPPLIES
33430	LAWMENS SAFETY SUPPLY INC		\$352.38	2003	GOODS AND SUPPLIES
36024	LAWMENS SAFETY SUPPLY INC		\$1,548.75	2003	GOODS AND SUPPLIES
10395	LAWMENS SAFETY SUPPLY INC		\$1,123.50	2004	GOODS AND SUPPLIES
8990	LAWMENS SAFETY SUPPLY INC		\$209.99	2004	GOODS AND SUPPLIES
13340	LAWMENS SAFETY SUPPLY INC		\$706.61	2004	GOODS AND SUPPLIES
9077	LAWMENS SAFETY SUPPLY INC		\$5,010.52	2004	GOODS AND SUPPLIES
26	LAWMENS SAFETY SUPPLY INC		\$1,651.70	2003	GOODS AND SUPPLIES
1167	LAWMENS SAFETY SUPPLY INC		\$612.15	2004	GOODS AND SUPPLIES
7669	LAWMENS SAFETY SUPPLY INC		\$90.28	2004	GOODS AND SUPPLIES
12640	LAWMENS SAFETY SUPPLY INC		\$1,100.62	2004	GOODS AND SUPPLIES
2309	LAWMENS SAFETY SUPPLY INC		\$994.88	2004	GOODS AND SUPPLIES
7087	LAWMENS SAFETY SUPPLY INC		\$1,306.73	2004	GOODS AND SUPPLIES
5586	LAWMENS SAFETY SUPPLY INC		\$596.93	2004	GOODS AND SUPPLIES
7831	LAWMENS SAFETY SUPPLY INC		\$1,749.36	2004	GOODS AND SUPPLIES
12948	LAWMENS SAFETY SUPPLY INC		\$314.48	2004	GOODS AND SUPPLIES
9766	LAWMENS SAFETY SUPPLY INC		\$419.98	2004	GOODS AND SUPPLIES
13199	LAWMENS SAFETY SUPPLY INC		\$425.15	2004	GOODS AND SUPPLIES
11768	LAWMENS SAFETY SUPPLY INC		\$839.96	2004	GOODS AND SUPPLIES
12755	LAWMENS SAFETY SUPPLY INC		\$175.00	2004	GOODS AND SUPPLIES
13583	LAWMENS SAFETY SUPPLY INC		\$88.13	2004	GOODS AND SUPPLIES
3825	LAWMENS SAFETY SUPPLY INC		\$309.75	2004	GOODS AND SUPPLIES
5437	LAWMENS SAFETY SUPPLY INC		\$1,060.50	2004	GOODS AND SUPPLIES
11579	LAWMENS SAFETY SUPPLY INC		\$273.00	2004	GOODS AND SUPPLIES
1243	LAWMENS SAFETY SUPPLY INC		\$1,000.00	2004	GOODS AND SUPPLIES
13051	LAWMENS SAFETY SUPPLY INC		\$953.72	2004	GOODS AND SUPPLIES
10138	LAWMENS SAFETY SUPPLY INC		\$309.75	2004	GOODS AND SUPPLIES
13339	LAWMENS SAFETY SUPPLY INC		\$2,305.80	2004	GOODS AND SUPPLIES
2295	LAWMENS SAFETY SUPPLY INC		\$905.63	2004	GOODS AND SUPPLIES

GOODS AND SERVICES CONTRACTS

Appendix A

PURCHASE ORDER #	VENDOR NAME	ETHNICITY	AWARD AMOUNT	FY	BUSINESS CATEGORY
9956	LAWMENS SAFETY SUPPLY INC		\$377.97	2004	GOODS AND SUPPLIES
5613	LAWMENS SAFETY SUPPLY INC		\$497.18	2004	GOODS AND SUPPLIES
12638	LAWMENS SAFETY SUPPLY INC		\$829.50	2004	GOODS AND SUPPLIES
5438	LAWMENS SAFETY SUPPLY INC		\$569.02	2004	GOODS AND SUPPLIES
6411	LAWMENS SAFETY SUPPLY INC		\$912.45	2004	GOODS AND SUPPLIES
5439	LAWMENS SAFETY SUPPLY INC		\$703.50	2004	GOODS AND SUPPLIES
5440	LAWMENS SAFETY SUPPLY INC		\$1,614.38	2004	GOODS AND SUPPLIES
13255	LAWMENS SAFETY SUPPLY INC		\$226.61	2004	GOODS AND SUPPLIES
6441	LAWMENS SAFETY SUPPLY INC		\$1,749.22	2004	GOODS AND SUPPLIES
9562	LAWMENS SAFETY SUPPLY INC		\$2,089.50	2004	GOODS AND SUPPLIES
1494	LAWMENS SAFETY SUPPLY INC		\$1,351.35	2004	GOODS AND SUPPLIES
5436	LAWMENS SAFETY SUPPLY INC		\$1,538.25	2004	GOODS AND SUPPLIES
13495	LAWMENS SAFETY SUPPLY INC		\$91.35	2004	GOODS AND SUPPLIES
22742	LAWMENS SAFETY SUPPLY INC		\$947.10	2005	GOODS AND SUPPLIES
19270	LAWMENS SAFETY SUPPLY INC		\$322.39	2005	GOODS AND SUPPLIES
22459	LAWMENS SAFETY SUPPLY INC		\$959.70	2005	GOODS AND SUPPLIES
19279	LAWMENS SAFETY SUPPLY INC		\$1,024.30	2005	GOODS AND SUPPLIES
18777	LAWMENS SAFETY SUPPLY INC		\$975.66	2005	GOODS AND SUPPLIES
18778	LAWMENS SAFETY SUPPLY INC		\$789.92	2005	GOODS AND SUPPLIES
25438	LAWMENS SAFETY SUPPLY INC		\$317.10	2005	GOODS AND SUPPLIES
16589	LAWMENS SAFETY SUPPLY INC		\$759.36	2005	GOODS AND SUPPLIES
18049	LAWMENS SAFETY SUPPLY INC		\$829.50	2005	GOODS AND SUPPLIES
14252	LAWMENS SAFETY SUPPLY INC		\$102.80	2004	GOODS AND SUPPLIES
22458	LAWMENS SAFETY SUPPLY INC		\$2,638.66	2005	GOODS AND SUPPLIES
22741	LAWMENS SAFETY SUPPLY INC		\$4,831.39	2005	GOODS AND SUPPLIES
17077	LAWMENS SAFETY SUPPLY INC		\$42.44	2005	GOODS AND SUPPLIES
16489	LAWMENS SAFETY SUPPLY INC		\$15,912.93	2005	GOODS AND SUPPLIES
23613	LAWMENS SAFETY SUPPLY INC		\$434.49	2005	GOODS AND SUPPLIES
16487	LAWMENS SAFETY SUPPLY INC		\$1,087.80	2005	GOODS AND SUPPLIES
25451	LAWMENS SAFETY SUPPLY INC		\$471.98	2005	GOODS AND SUPPLIES
18407	LAWMENS SAFETY SUPPLY INC		\$598.50	2005	GOODS AND SUPPLIES
16488	LAWMENS SAFETY SUPPLY INC		\$2,305.33	2005	GOODS AND SUPPLIES
17079	LAWMENS SAFETY SUPPLY INC		\$1,118.88	2005	GOODS AND SUPPLIES
19280	LAWMENS SAFETY SUPPLY INC		\$826.56	2005	GOODS AND SUPPLIES

GOODS AND SERVICES CONTRACTS

Appendix A

PURCHASE ORDER #	VENDOR NAME	ETHNICITY	AWARD AMOUNT	FY	BUSINESS CATEGORY
20234	LAWMENS SAFETY SUPPLY INC		\$1,032.36	2005	GOODS AND SUPPLIES
26538	LAWMENS SAFETY SUPPLY INC		\$651.74	2005	GOODS AND SUPPLIES
15932	LAWMENS SAFETY SUPPLY INC		\$1,000.00	2005	GOODS AND SUPPLIES
18736	LAWMENS SAFETY SUPPLY INC		\$172.25	2005	GOODS AND SUPPLIES
14132	LAWMENS SAFETY SUPPLY INC		\$102.80	2004	GOODS AND SUPPLIES
31792	LEE TRANSPORT EQUIPMENT INC		\$2,000.00	2003	GOODS AND SUPPLIES
34857	LEE TRANSPORT EQUIPMENT INC		\$6,705.30	2003	GOODS AND SUPPLIES
35840	LEE TRANSPORT EQUIPMENT INC		\$1,836.25	2003	GOODS AND SUPPLIES
32976	LEE TRANSPORT EQUIPMENT INC		\$16,763.25	2003	GOODS AND SUPPLIES
32900	LEE TRANSPORT EQUIPMENT INC		\$719.25	2003	GOODS AND SUPPLIES
35839	LEE TRANSPORT EQUIPMENT INC		\$1,836.25	2003	GOODS AND SUPPLIES
37742	LEE TRANSPORT EQUIPMENT INC		\$20,535.00	2003	GOODS AND SUPPLIES
32975	LEE TRANSPORT EQUIPMENT INC		\$3,352.65	2003	GOODS AND SUPPLIES
40880	LEE TRANSPORT EQUIPMENT INC		\$5,307.75	2003	GOODS AND SUPPLIES
40877	LEE TRANSPORT EQUIPMENT INC		\$10,615.50	2003	GOODS AND SUPPLIES
40875	LEE TRANSPORT EQUIPMENT INC		\$10,615.50	2003	GOODS AND SUPPLIES
40874	LEE TRANSPORT EQUIPMENT INC		\$8,423.80	2003	GOODS AND SUPPLIES
40873	LEE TRANSPORT EQUIPMENT INC		\$8,844.99	2003	GOODS AND SUPPLIES
40871	LEE TRANSPORT EQUIPMENT INC		\$5,307.75	2003	GOODS AND SUPPLIES
35310	LEE TRANSPORT EQUIPMENT INC		\$2,000.00	2003	GOODS AND SUPPLIES
36011	LEE TRANSPORT EQUIPMENT INC		\$482.00	2003	GOODS AND SUPPLIES
32008	LEE TRANSPORT EQUIPMENT INC		\$2,033.55	2003	GOODS AND SUPPLIES
40878	LEE TRANSPORT EQUIPMENT INC		\$5,000.00	2003	GOODS AND SUPPLIES
33825	LEE TRANSPORT EQUIPMENT INC		\$3,000.00	2003	GOODS AND SUPPLIES
38793	LEE TRANSPORT EQUIPMENT INC		\$5,000.00	2003	GOODS AND SUPPLIES
38148	LEE TRANSPORT EQUIPMENT INC		\$3,000.00	2003	GOODS AND SUPPLIES
29431	LEE TRANSPORT EQUIPMENT INC		\$498.75	2003	GOODS AND SUPPLIES
35342	LEE TRANSPORT EQUIPMENT INC		\$924.00	2003	GOODS AND SUPPLIES
36003	LEE TRANSPORT EQUIPMENT INC		\$3,000.00	2003	GOODS AND SUPPLIES
39044	LEE TRANSPORT EQUIPMENT INC		\$278.25	2003	GOODS AND SUPPLIES
30737	LEE TRANSPORT EQUIPMENT INC		\$299.95	2003	GOODS AND SUPPLIES
34898	LEE TRANSPORT EQUIPMENT INC		\$4,326.00	2003	GOODS AND SUPPLIES
39180	LEE TRANSPORT EQUIPMENT INC		\$3,247.13	2003	GOODS AND SUPPLIES
42434	LEE TRANSPORT EQUIPMENT INC		\$2,100.00	2005	GOODS AND SUPPLIES

GOODS AND SERVICES CONTRACTS

Appendix A

PURCHASE ORDER #	VENDOR NAME	ETHNICITY	AWARD AMOUNT	FY	BUSINESS CATEGORY
13322	LEE TRANSPORT EQUIPMENT INC		\$456.75	2004	GOODS AND SUPPLIES
10785	LEE TRANSPORT EQUIPMENT INC		\$117.55	2004	GOODS AND SUPPLIES
7994	LEE TRANSPORT EQUIPMENT INC		\$6,872.25	2004	GOODS AND SUPPLIES
56	LEE TRANSPORT EQUIPMENT INC		\$8,844.99	2004	GOODS AND SUPPLIES
6903	LEE TRANSPORT EQUIPMENT INC		\$6,872.25	2004	GOODS AND SUPPLIES
8937	LEE TRANSPORT EQUIPMENT INC		\$288.75	2004	GOODS AND SUPPLIES
6110	LEE TRANSPORT EQUIPMENT INC		\$2,000.00	2004	GOODS AND SUPPLIES
13168	LEE TRANSPORT EQUIPMENT INC		\$166.69	2004	GOODS AND SUPPLIES
2679	LEE TRANSPORT EQUIPMENT INC		\$2,000.00	2004	GOODS AND SUPPLIES
13621	LEE TRANSPORT EQUIPMENT INC		\$471.79	2004	GOODS AND SUPPLIES
10642	LEE TRANSPORT EQUIPMENT INC		\$262.50	2004	GOODS AND SUPPLIES
6860	LEE TRANSPORT EQUIPMENT INC		\$7,948.50	2004	GOODS AND SUPPLIES
5431	LEE TRANSPORT EQUIPMENT INC		\$28,000.00	2004	GOODS AND SUPPLIES
7434	LEE TRANSPORT EQUIPMENT INC		\$6,872.25	2004	GOODS AND SUPPLIES
6915	LEE TRANSPORT EQUIPMENT INC		\$6,872.25	2004	GOODS AND SUPPLIES
5434	LEE TRANSPORT EQUIPMENT INC		\$3,748.50	2004	GOODS AND SUPPLIES
6397	LEE TRANSPORT EQUIPMENT INC		\$3,352.65	2004	GOODS AND SUPPLIES
7939	LEE TRANSPORT EQUIPMENT INC		\$2,000.00	2004	GOODS AND SUPPLIES
12007	LEE TRANSPORT EQUIPMENT INC		\$6,668.55	2004	GOODS AND SUPPLIES
10965	LEE TRANSPORT EQUIPMENT INC		\$7,799.23	2004	GOODS AND SUPPLIES
812	LEE TRANSPORT EQUIPMENT INC		\$2,000.00	2004	GOODS AND SUPPLIES
6905	LEE TRANSPORT EQUIPMENT INC		\$13,744.50	2004	GOODS AND SUPPLIES
13344	LEE TRANSPORT EQUIPMENT INC		\$1,979.25	2004	GOODS AND SUPPLIES
9047	LEE TRANSPORT EQUIPMENT INC		\$2,000.00	2004	GOODS AND SUPPLIES
10918	LEE TRANSPORT EQUIPMENT INC		\$1,055.90	2004	GOODS AND SUPPLIES
11314	LEE TRANSPORT EQUIPMENT INC		\$2,100.00	2004	GOODS AND SUPPLIES
24939	LEE TRANSPORT EQUIPMENT INC		\$1,407.00	2005	GOODS AND SUPPLIES
14027	LEE TRANSPORT EQUIPMENT INC		\$160.65	2004	GOODS AND SUPPLIES
25481	LEE TRANSPORT EQUIPMENT INC		\$2,100.00	2005	GOODS AND SUPPLIES
15527	LEE TRANSPORT EQUIPMENT INC		\$2,100.00	2005	GOODS AND SUPPLIES
25143	LEE TRANSPORT EQUIPMENT INC		\$336.00	2005	GOODS AND SUPPLIES
20259	LEE TRANSPORT EQUIPMENT INC		\$6,959.40	2005	GOODS AND SUPPLIES
26235	LEE TRANSPORT EQUIPMENT INC		\$2,100.00	2005	GOODS AND SUPPLIES
24589	LEE TRANSPORT EQUIPMENT INC		\$2,100.00	2005	GOODS AND SUPPLIES

GOODS AND SERVICES CONTRACTS

Appendix A

PURCHASE ORDER #	VENDOR NAME	ETHNICITY	AWARD AMOUNT	FY	BUSINESS CATEGORY
21072	LEE TRANSPORT EQUIPMENT INC		\$8,420.53	2005	GOODS AND SUPPLIES
21071	LEE TRANSPORT EQUIPMENT INC		\$16,841.06	2005	GOODS AND SUPPLIES
21713	LEE TRANSPORT EQUIPMENT INC		\$1,979.25	2005	GOODS AND SUPPLIES
19092	LEE TRANSPORT EQUIPMENT INC		\$2,100.00	2005	GOODS AND SUPPLIES
23283	LEE TRANSPORT EQUIPMENT INC		\$7,948.50	2005	GOODS AND SUPPLIES
21696	LEE TRANSPORT EQUIPMENT INC		\$13,914.60	2005	GOODS AND SUPPLIES
22630	LEE TRANSPORT EQUIPMENT INC		\$336.00	2005	GOODS AND SUPPLIES
22620	LEE TRANSPORT EQUIPMENT INC		\$299.25	2005	GOODS AND SUPPLIES
18975	LEE TRANSPORT EQUIPMENT INC		\$2,100.00	2005	GOODS AND SUPPLIES
21674	LEE TRANSPORT EQUIPMENT INC		\$7,948.50	2005	GOODS AND SUPPLIES
14610	LEE TRANSPORT EQUIPMENT INC		\$1,050.00	2004	GOODS AND SUPPLIES
23003	LEE TRANSPORT EQUIPMENT INC		\$493.50	2005	GOODS AND SUPPLIES
18700	LEE TRANSPORT EQUIPMENT INC		\$840.00	2005	GOODS AND SUPPLIES
21708	LEE TRANSPORT EQUIPMENT INC		\$8,520.75	2005	GOODS AND SUPPLIES
27929	LEE TRANSPORT EQUIPMENT INC		\$3,421.70	2003	GOODS AND SUPPLIES
6169	LEGISLATIVE PRINTING INFO & TEC SYSTEMS		\$42.50	2004	GOODS AND SUPPLIES
19682	LEGISLATIVE PRINTING INFO & TEC SYSTEMS		\$42.50	2005	GOODS AND SUPPLIES
33595	LEHIGH SAFETY SHOE CO		\$96.95	2003	GOODS AND SUPPLIES
40887	LEHIGH SAFETY SHOE CO		\$84.00	2003	GOODS AND SUPPLIES
41253	LEHIGH SAFETY SHOE CO		\$10.60	2005	GOODS AND SUPPLIES
41412	LEHIGH SAFETY SHOE CO		\$84.00	2005	GOODS AND SUPPLIES
30411	LEHIGH SAFETY SHOE CO		\$99.70	2003	GOODS AND SUPPLIES
4299	LEHIGH SAFETY SHOE CO		\$203.10	2004	GOODS AND SUPPLIES
1868	LEHIGH SAFETY SHOE CO		\$273.00	2004	GOODS AND SUPPLIES
7152	LEHIGH SAFETY SHOE CO		\$500.00	2004	GOODS AND SUPPLIES
8104	LEHIGH SAFETY SHOE CO		\$82.65	2004	GOODS AND SUPPLIES
62	LEHIGH SAFETY SHOE CO		\$367.50	2004	GOODS AND SUPPLIES
11480	LEHIGH SAFETY SHOE CO		\$37.02	2004	GOODS AND SUPPLIES
1966	LEHIGH SAFETY SHOE CO		\$111.07	2004	GOODS AND SUPPLIES
7864	LEHIGH SAFETY SHOE CO		\$87.37	2004	GOODS AND SUPPLIES
7866	LEHIGH SAFETY SHOE CO		\$95.25	2004	GOODS AND SUPPLIES
13650	LEHIGH SAFETY SHOE CO		\$132.30	2004	GOODS AND SUPPLIES
11510	LEHIGH SAFETY SHOE CO		\$525.00	2004	GOODS AND SUPPLIES
13649	LEHIGH SAFETY SHOE CO		\$176.40	2004	GOODS AND SUPPLIES

GOODS AND SERVICES CONTRACTS

Appendix A

PURCHASE ORDER #	VENDOR NAME	ETHNICITY	AWARD AMOUNT	FY	BUSINESS CATEGORY
6237	LEHIGH SAFETY SHOE CO		\$40.17	2004	GOODS AND SUPPLIES
2810	LEHIGH SAFETY SHOE CO		\$105.00	2004	GOODS AND SUPPLIES
1749	LEHIGH SAFETY SHOE CO		\$105.00	2004	GOODS AND SUPPLIES
12877	LEHIGH SAFETY SHOE CO		\$209.40	2004	GOODS AND SUPPLIES
2268	LEHIGH SAFETY SHOE CO		\$284.17	2004	GOODS AND SUPPLIES
8662	LEHIGH SAFETY SHOE CO		\$105.00	2004	GOODS AND SUPPLIES
11755	LEHIGH SAFETY SHOE CO		\$350.00	2004	GOODS AND SUPPLIES
12960	LEHIGH SAFETY SHOE CO		\$211.76	2004	GOODS AND SUPPLIES
1661	LEHIGH SAFETY SHOE CO		\$87.37	2004	GOODS AND SUPPLIES
5427	LEHIGH SAFETY SHOE CO		\$105.00	2004	GOODS AND SUPPLIES
5139	LEHIGH SAFETY SHOE CO		\$210.00	2004	GOODS AND SUPPLIES
8034	LEHIGH SAFETY SHOE CO		\$525.00	2004	GOODS AND SUPPLIES
11387	LEHIGH SAFETY SHOE CO		\$37.02	2004	GOODS AND SUPPLIES
4228	LEHIGH SAFETY SHOE CO		\$105.00	2004	GOODS AND SUPPLIES
7257	LEHIGH SAFETY SHOE CO		\$40.17	2004	GOODS AND SUPPLIES
7263	LEHIGH SAFETY SHOE CO		\$33.87	2004	GOODS AND SUPPLIES
6710	LEHIGH SAFETY SHOE CO		\$441.00	2004	GOODS AND SUPPLIES
12434	LEHIGH SAFETY SHOE CO		\$400.00	2004	GOODS AND SUPPLIES
4609	LEHIGH SAFETY SHOE CO		\$1,260.00	2004	GOODS AND SUPPLIES
9328	LEHIGH SAFETY SHOE CO		\$210.00	2004	GOODS AND SUPPLIES
1314	LEHIGH SAFETY SHOE CO		\$420.00	2004	GOODS AND SUPPLIES
3995	LEHIGH SAFETY SHOE CO		\$42.18	2004	GOODS AND SUPPLIES
4631	LEHIGH SAFETY SHOE CO		\$525.00	2004	GOODS AND SUPPLIES
204	LEHIGH SAFETY SHOE CO		\$60,142.95	2004	GOODS AND SUPPLIES
13472	LEHIGH SAFETY SHOE CO		\$525.00	2004	GOODS AND SUPPLIES
151	LEHIGH SAFETY SHOE CO		\$500.00	2004	GOODS AND SUPPLIES
4697	LEHIGH SAFETY SHOE CO		\$111.07	2004	GOODS AND SUPPLIES
18385	LEHIGH SAFETY SHOE CO		\$105.00	2005	GOODS AND SUPPLIES
20532	LEHIGH SAFETY SHOE CO		\$94.50	2005	GOODS AND SUPPLIES
21017	LEHIGH SAFETY SHOE CO		\$190.00	2005	GOODS AND SUPPLIES
21379	LEHIGH SAFETY SHOE CO		\$1,365.00	2005	GOODS AND SUPPLIES
26495	LEHIGH SAFETY SHOE CO		\$68.25	2005	GOODS AND SUPPLIES
24602	LEHIGH SAFETY SHOE CO		\$525.00	2005	GOODS AND SUPPLIES
26030	LEHIGH SAFETY SHOE CO		\$125.96	2005	GOODS AND SUPPLIES

GOODS AND SERVICES CONTRACTS

Appendix A

PURCHASE ORDER #	VENDOR NAME	ETHNICITY	AWARD AMOUNT	FY	BUSINESS CATEGORY
18386	LEHIGH SAFETY SHOE CO		\$105.00	2005	GOODS AND SUPPLIES
19680	LEHIGH SAFETY SHOE CO		\$105.00	2005	GOODS AND SUPPLIES
16117	LEHIGH SAFETY SHOE CO		\$80.35	2005	GOODS AND SUPPLIES
20431	LEHIGH SAFETY SHOE CO		\$94.50	2005	GOODS AND SUPPLIES
14711	LEHIGH SAFETY SHOE CO		\$44.10	2005	GOODS AND SUPPLIES
21747	LEHIGH SAFETY SHOE CO		\$78.71	2005	GOODS AND SUPPLIES
20437	LEHIGH SAFETY SHOE CO		\$100.00	2005	GOODS AND SUPPLIES
20906	LEHIGH SAFETY SHOE CO		\$120.70	2005	GOODS AND SUPPLIES
20668	LEHIGH SAFETY SHOE CO		\$200.00	2005	GOODS AND SUPPLIES
26848	LEHIGH SAFETY SHOE CO		\$420.00	2005	GOODS AND SUPPLIES
15048	LEHIGH SAFETY SHOE CO		\$630.00	2005	GOODS AND SUPPLIES
20100	LEHIGH SAFETY SHOE CO		\$197.58	2005	GOODS AND SUPPLIES
18387	LEHIGH SAFETY SHOE CO		\$105.00	2005	GOODS AND SUPPLIES
25696	LEHIGH SAFETY SHOE CO		\$100.00	2005	GOODS AND SUPPLIES
15925	LEHIGH SAFETY SHOE CO		\$1,500.00	2005	GOODS AND SUPPLIES
23218	LEHIGH SAFETY SHOE CO		\$82.65	2005	GOODS AND SUPPLIES
22765	LEHIGH SAFETY SHOE CO		\$100.00	2005	GOODS AND SUPPLIES
19315	LEHIGH SAFETY SHOE CO		\$300.00	2005	GOODS AND SUPPLIES
25695	LEHIGH SAFETY SHOE CO		\$100.00	2005	GOODS AND SUPPLIES
22729	LEHIGH SAFETY SHOE CO		\$100.00	2005	GOODS AND SUPPLIES
17485	LEHIGH SAFETY SHOE CO		\$105.00	2005	GOODS AND SUPPLIES
16066	LEHIGH SAFETY SHOE CO		\$60,142.95	2005	GOODS AND SUPPLIES
19533	LEHIGH SAFETY SHOE CO		\$483.00	2005	GOODS AND SUPPLIES
22728	LEHIGH SAFETY SHOE CO		\$100.00	2005	GOODS AND SUPPLIES
17156	LEHIGH SAFETY SHOE CO		\$450.00	2005	GOODS AND SUPPLIES
25697	LEHIGH SAFETY SHOE CO		\$100.00	2005	GOODS AND SUPPLIES
23550	LEHIGH SAFETY SHOE CO		\$80.28	2005	GOODS AND SUPPLIES
18472	LEHIGH SAFETY SHOE CO		\$441.00	2005	GOODS AND SUPPLIES
17039	LEHIGH SAFETY SHOE CO		\$280.00	2005	GOODS AND SUPPLIES
22700	LEHIGH SAFETY SHOE CO		\$90.52	2005	GOODS AND SUPPLIES
22727	LEHIGH SAFETY SHOE CO		\$100.00	2005	GOODS AND SUPPLIES
40423	LEONARD BUILDING TRUCK ACCESS		\$566.90	2003	GOODS AND SUPPLIES
37231	LEONARD BUILDING TRUCK ACCESS		\$1,270.20	2003	GOODS AND SUPPLIES
39040	LEONARD BUILDING TRUCK ACCESS		\$640.35	2003	GOODS AND SUPPLIES

GOODS AND SERVICES CONTRACTS

Appendix A

PURCHASE ORDER #	VENDOR NAME	ETHNICITY	AWARD AMOUNT	FY	BUSINESS CATEGORY
37854	LEONARD BUILDING TRUCK ACCESS		\$1,007.75	2003	GOODS AND SUPPLIES
37576	LEONARD BUILDING TRUCK ACCESS		\$1,133.80	2003	GOODS AND SUPPLIES
37560	LEONARD BUILDING TRUCK ACCESS		\$703.35	2003	GOODS AND SUPPLIES
37178	LEONARD BUILDING TRUCK ACCESS		\$2,151.99	2003	GOODS AND SUPPLIES
9772	LEONARD BUILDING TRUCK ACCESS		\$241.50	2004	GOODS AND SUPPLIES
10162	LEONARD BUILDING TRUCK ACCESS		\$971.25	2004	GOODS AND SUPPLIES
18060	LEONARD BUILDING TRUCK ACCESS		\$420.00	2005	GOODS AND SUPPLIES
24379	LEONARD BUILDING TRUCK ACCESS		\$4,609.50	2005	GOODS AND SUPPLIES
34785	LESCO INC		\$80.00	2003	GOODS AND SUPPLIES
40187	LESCO INC		\$284.08	2003	GOODS AND SUPPLIES
37825	LESCO INC		\$537.60	2003	GOODS AND SUPPLIES
38953	LESCO INC		\$107.62	2003	GOODS AND SUPPLIES
40254	LESCO INC		\$152.25	2003	GOODS AND SUPPLIES
40205	LESCO INC		\$445.00	2003	GOODS AND SUPPLIES
40255	LESCO INC		\$217.50	2003	GOODS AND SUPPLIES
29508	LESCO INC		\$490.00	2003	GOODS AND SUPPLIES
31243	LESCO INC		\$80.85	2003	GOODS AND SUPPLIES
30546	LESCO INC		\$465.15	2003	GOODS AND SUPPLIES
37977	LESCO INC		\$205.80	2003	GOODS AND SUPPLIES
41389	LESCO INC		\$226.80	2005	GOODS AND SUPPLIES
41356	LESCO INC		\$498.75	2005	GOODS AND SUPPLIES
39734	LESCO INC		\$490.88	2003	GOODS AND SUPPLIES
33137	LESCO INC		\$434.64	2003	GOODS AND SUPPLIES
40891	LESCO INC		\$214.30	2003	GOODS AND SUPPLIES
39970	LESCO INC		\$207.90	2003	GOODS AND SUPPLIES
38503	LESCO INC		\$118.60	2003	GOODS AND SUPPLIES
35351	LESCO INC		\$490.00	2003	GOODS AND SUPPLIES
32260	LESCO INC		\$77.10	2003	GOODS AND SUPPLIES
37518	LESCO INC		\$490.00	2003	GOODS AND SUPPLIES
38094	LESCO INC		\$150.00	2003	GOODS AND SUPPLIES
40900	LESCO INC		\$50.00	2003	GOODS AND SUPPLIES
31777	LESCO INC		\$194.51	2003	GOODS AND SUPPLIES
34174	LESCO INC		\$328.20	2003	GOODS AND SUPPLIES
39633	LESCO INC		\$490.00	2003	GOODS AND SUPPLIES

GOODS AND SERVICES CONTRACTS

Appendix A

PURCHASE ORDER #	VENDOR NAME	ETHNICITY	AWARD AMOUNT	FY	BUSINESS CATEGORY
32860	LESCO INC		\$362.83	2003	GOODS AND SUPPLIES
31087	LESCO INC		\$352.80	2003	GOODS AND SUPPLIES
34483	LESCO INC		\$490.00	2003	GOODS AND SUPPLIES
34191	LESCO INC		\$80.85	2003	GOODS AND SUPPLIES
33496	LESCO INC		\$94.30	2003	GOODS AND SUPPLIES
32851	LESCO INC		\$218.50	2003	GOODS AND SUPPLIES
31666	LESCO INC		\$105.00	2003	GOODS AND SUPPLIES
38602	LESCO INC		\$1,500.00	2003	GOODS AND SUPPLIES
32825	LESCO INC		\$1,039.50	2003	GOODS AND SUPPLIES
32413	LESCO INC		\$200.00	2003	GOODS AND SUPPLIES
31866	LESCO INC		\$490.00	2003	GOODS AND SUPPLIES
10991	LESCO INC		\$204.54	2004	GOODS AND SUPPLIES
13061	LESCO INC		\$261.04	2004	GOODS AND SUPPLIES
5414	LESCO INC		\$492.45	2004	GOODS AND SUPPLIES
4363	LESCO INC		\$20.06	2004	GOODS AND SUPPLIES
4718	LESCO INC		\$498.75	2004	GOODS AND SUPPLIES
2910	LESCO INC		\$1,953.00	2004	GOODS AND SUPPLIES
6782	LESCO INC		\$293.00	2004	GOODS AND SUPPLIES
11064	LESCO INC		\$467.51	2004	GOODS AND SUPPLIES
13107	LESCO INC		\$497.71	2004	GOODS AND SUPPLIES
4689	LESCO INC		\$38.64	2004	GOODS AND SUPPLIES
13208	LESCO INC		\$455.29	2004	GOODS AND SUPPLIES
13788	LESCO INC		\$60.04	2004	GOODS AND SUPPLIES
2556	LESCO INC		\$340.00	2004	GOODS AND SUPPLIES
10428	LESCO INC		\$498.75	2004	GOODS AND SUPPLIES
3064	LESCO INC		\$451.71	2004	GOODS AND SUPPLIES
13345	LESCO INC		\$343.51	2004	GOODS AND SUPPLIES
2874	LESCO INC		\$265.00	2004	GOODS AND SUPPLIES
12958	LESCO INC		\$1,542.00	2004	GOODS AND SUPPLIES
7539	LESCO INC		\$122.06	2004	GOODS AND SUPPLIES
301	LESCO INC		\$1,113.42	2004	GOODS AND SUPPLIES
3904	LESCO INC		\$379.42	2004	GOODS AND SUPPLIES
3723	LESCO INC		\$327.76	2004	GOODS AND SUPPLIES
3460	LESCO INC		\$485.68	2004	GOODS AND SUPPLIES

GOODS AND SERVICES CONTRACTS

Appendix A

PURCHASE ORDER #	VENDOR NAME	ETHNICITY	AWARD AMOUNT	FY	BUSINESS CATEGORY
3353	LESCO INC		\$52.50	2004	GOODS AND SUPPLIES
12161	LESCO INC		\$136.50	2004	GOODS AND SUPPLIES
7148	LESCO INC		\$498.75	2004	GOODS AND SUPPLIES
3355	LESCO INC		\$418.95	2004	GOODS AND SUPPLIES
3458	LESCO INC		\$477.07	2004	GOODS AND SUPPLIES
11794	LESCO INC		\$498.75	2004	GOODS AND SUPPLIES
18008	LESCO INC		\$346.00	2005	GOODS AND SUPPLIES
27593	LESCO INC		\$498.75	2005	GOODS AND SUPPLIES
26059	LESCO INC		\$498.75	2005	GOODS AND SUPPLIES
26113	LESCO INC		\$460.86	2005	GOODS AND SUPPLIES
18278	LESCO INC		\$99.79	2005	GOODS AND SUPPLIES
18015	LESCO INC		\$474.00	2005	GOODS AND SUPPLIES
14042	LESCO INC		\$438.00	2004	GOODS AND SUPPLIES
25071	LESCO INC		\$112.35	2005	GOODS AND SUPPLIES
28151	LESCO INC		\$210.00	2003	GOODS AND SUPPLIES
17233	LESCO INC		\$279.58	2005	GOODS AND SUPPLIES
14809	LESCO INC		\$192.00	2005	GOODS AND SUPPLIES
18690	LESCO INC		\$498.75	2005	GOODS AND SUPPLIES
26032	LESCO INC		\$251.90	2005	GOODS AND SUPPLIES
23904	LESCO INC		\$498.75	2005	GOODS AND SUPPLIES
22198	LESCO INC		\$402.11	2005	GOODS AND SUPPLIES
27090	LESCO INC		\$467.88	2005	GOODS AND SUPPLIES
20770	LESCO INC		\$148.05	2005	GOODS AND SUPPLIES
20206	LESCO INC		\$223.12	2005	GOODS AND SUPPLIES
19758	LESCO INC		\$498.75	2005	GOODS AND SUPPLIES
21752	LESCO INC		\$363.77	2005	GOODS AND SUPPLIES
17058	LESCO INC		\$498.75	2005	GOODS AND SUPPLIES
36798	LESESNE INDUSTRIES INC		\$46.24	2003	GOODS AND SUPPLIES
35397	LESESNE INDUSTRIES INC		\$340.99	2003	GOODS AND SUPPLIES
35395	LESESNE INDUSTRIES INC		\$329.44	2003	GOODS AND SUPPLIES
41220	LESESNE INDUSTRIES INC		\$467.83	2005	GOODS AND SUPPLIES
29921	LESESNE INDUSTRIES INC		\$31.03	2003	GOODS AND SUPPLIES
41219	LESESNE INDUSTRIES INC		\$476.71	2005	GOODS AND SUPPLIES
41533	LESESNE INDUSTRIES INC		\$306.63	2005	GOODS AND SUPPLIES

GOODS AND SERVICES CONTRACTS

Appendix A

PURCHASE ORDER #	VENDOR NAME	ETHNICITY	AWARD AMOUNT	FY	BUSINESS CATEGORY
35396	LESESNE INDUSTRIES INC		\$340.99	2003	GOODS AND SUPPLIES
37954	LESESNE INDUSTRIES INC		\$72.35	2003	GOODS AND SUPPLIES
31230	LESESNE INDUSTRIES INC		\$479.53	2003	GOODS AND SUPPLIES
41221	LESESNE INDUSTRIES INC		\$471.44	2005	GOODS AND SUPPLIES
39383	LESESNE INDUSTRIES INC		\$484.73	2003	GOODS AND SUPPLIES
37915	LESESNE INDUSTRIES INC		\$112.19	2003	GOODS AND SUPPLIES
32579	LESESNE INDUSTRIES INC		\$2,445.73	2003	GOODS AND SUPPLIES
40063	LESESNE INDUSTRIES INC		\$105.00	2003	GOODS AND SUPPLIES
40912	LESESNE INDUSTRIES INC		\$481.52	2003	GOODS AND SUPPLIES
40054	LESESNE INDUSTRIES INC		\$1,298.25	2003	GOODS AND SUPPLIES
11542	LESESNE INDUSTRIES INC		\$279.83	2004	GOODS AND SUPPLIES
8042	LESESNE INDUSTRIES INC		\$272.39	2004	GOODS AND SUPPLIES
4571	LESESNE INDUSTRIES INC		\$3,804.95	2004	GOODS AND SUPPLIES
11543	LESESNE INDUSTRIES INC		\$453.52	2004	GOODS AND SUPPLIES
12977	LESESNE INDUSTRIES INC		\$229.95	2004	GOODS AND SUPPLIES
13866	LESESNE INDUSTRIES INC		\$441.95	2004	GOODS AND SUPPLIES
11057	LESESNE INDUSTRIES INC		\$320.49	2004	GOODS AND SUPPLIES
11541	LESESNE INDUSTRIES INC		\$263.87	2004	GOODS AND SUPPLIES
4404	LESESNE INDUSTRIES INC		\$22.88	2004	GOODS AND SUPPLIES
13867	LESESNE INDUSTRIES INC		\$441.95	2004	GOODS AND SUPPLIES
11750	LESESNE INDUSTRIES INC		\$117.37	2004	GOODS AND SUPPLIES
2527	LESESNE INDUSTRIES INC		\$210.17	2004	GOODS AND SUPPLIES
5748	LESESNE INDUSTRIES INC		\$312.16	2004	GOODS AND SUPPLIES
3462	LESESNE INDUSTRIES INC		\$347.76	2004	GOODS AND SUPPLIES
5986	LESESNE INDUSTRIES INC		\$266.72	2004	GOODS AND SUPPLIES
3463	LESESNE INDUSTRIES INC		\$81.35	2004	GOODS AND SUPPLIES
1511	LESESNE INDUSTRIES INC		\$61.43	2004	GOODS AND SUPPLIES
11996	LESESNE INDUSTRIES INC		\$452.03	2004	GOODS AND SUPPLIES
977	LESESNE INDUSTRIES INC		\$22.88	2004	GOODS AND SUPPLIES
4070	LESESNE INDUSTRIES INC		\$63.79	2004	GOODS AND SUPPLIES
12769	LESESNE INDUSTRIES INC		\$242.34	2004	GOODS AND SUPPLIES
13865	LESESNE INDUSTRIES INC		\$441.95	2004	GOODS AND SUPPLIES
14385	LESESNE INDUSTRIES INC		\$62.38	2004	GOODS AND SUPPLIES
18271	LESESNE INDUSTRIES INC		\$1,465.80	2005	GOODS AND SUPPLIES

GOODS AND SERVICES CONTRACTS

Appendix A

PURCHASE ORDER #	VENDOR NAME	ETHNICITY	AWARD AMOUNT	FY	BUSINESS CATEGORY
18922	LESESNE INDUSTRIES INC		\$346.50	2005	GOODS AND SUPPLIES
18243	LESESNE INDUSTRIES INC		\$190.89	2005	GOODS AND SUPPLIES
20090	LESESNE INDUSTRIES INC		\$343.96	2005	GOODS AND SUPPLIES
24441	LESESNE INDUSTRIES INC		\$225.45	2005	GOODS AND SUPPLIES
23257	LESESNE INDUSTRIES INC		\$132.30	2005	GOODS AND SUPPLIES
18741	LESESNE INDUSTRIES INC		\$248.37	2005	GOODS AND SUPPLIES
14126	LESESNE INDUSTRIES INC		\$401.28	2004	GOODS AND SUPPLIES
16177	LESESNE INDUSTRIES INC		\$396.36	2005	GOODS AND SUPPLIES
27226	LESESNE INDUSTRIES INC		\$282.32	2005	GOODS AND SUPPLIES
24150	LESESNE INDUSTRIES INC		\$302.40	2005	GOODS AND SUPPLIES
14142	LESESNE INDUSTRIES INC		\$718.20	2004	GOODS AND SUPPLIES
26973	LESESNE INDUSTRIES INC		\$543.40	2005	GOODS AND SUPPLIES
19018	LESESNE INDUSTRIES INC		\$493.04	2005	GOODS AND SUPPLIES
26121	LESESNE INDUSTRIES INC		\$75.54	2005	GOODS AND SUPPLIES
16178	LESESNE INDUSTRIES INC		\$280.34	2005	GOODS AND SUPPLIES
27227	LESESNE INDUSTRIES INC		\$332.50	2005	GOODS AND SUPPLIES
23130	LESESNE INDUSTRIES INC		\$1,403.07	2005	GOODS AND SUPPLIES
36032	LEWIS & CLARK		\$231.00	2003	GOODS AND SUPPLIES
12868	LEWIS GOTEZ & CO INC		\$24.19	2004	GOODS AND SUPPLIES
1802	LEWIS GOTEZ & CO INC		\$63.00	2004	GOODS AND SUPPLIES
9770	LEWIS GOTEZ & CO INC		\$85.02	2004	GOODS AND SUPPLIES
3237	LEWIS GOTEZ & CO INC		\$7.28	2004	GOODS AND SUPPLIES
8254	LEWIS GOTEZ & CO INC		\$402.15	2004	GOODS AND SUPPLIES
9353	LEWIS GOTEZ & CO INC		\$117.61	2004	GOODS AND SUPPLIES
2046	LEWIS GOTEZ & CO INC		\$28.00	2004	GOODS AND SUPPLIES
10723	LEWIS GOTEZ & CO INC		\$344.40	2004	GOODS AND SUPPLIES
4373	LEWIS GOTEZ & CO INC		\$59.48	2004	GOODS AND SUPPLIES
11460	LEWIS GOTEZ & CO INC		\$466.20	2004	GOODS AND SUPPLIES
8604	LEWIS GOTEZ & CO INC		\$402.15	2004	GOODS AND SUPPLIES
7702	LEWIS GOTEZ & CO INC		\$100.79	2004	GOODS AND SUPPLIES
18971	LEWIS GOTEZ & CO INC		\$25.12	2005	GOODS AND SUPPLIES
26249	LEWIS GOTEZ & CO INC		\$138.26	2005	GOODS AND SUPPLIES
26668	LEWIS GOTEZ & CO INC		\$105.00	2005	GOODS AND SUPPLIES
18082	LEWIS GOTEZ & CO INC		\$66.15	2005	GOODS AND SUPPLIES

GOODS AND SERVICES CONTRACTS

Appendix A

PURCHASE ORDER #	VENDOR NAME	ETHNICITY	AWARD AMOUNT	FY	BUSINESS CATEGORY
24582	LEWIS GOTEZ & CO INC		\$26.96	2005	GOODS AND SUPPLIES
20197	LEWIS GOTEZ & CO INC		\$120.75	2005	GOODS AND SUPPLIES
19794	LEWIS GOTEZ & CO INC		\$52.61	2005	GOODS AND SUPPLIES
40960	LEXINGTON PET SUPPLY INC		\$500.00	2003	GOODS AND SUPPLIES
6137	LEXINGTON PRECAST		\$367.50	2004	GOODS AND SUPPLIES
25604	LIFEGUARD FIRE PROTECTION INC		\$250.00	2005	GOODS AND SUPPLIES
37228	LIFT TRUCK TIRE INC		\$401.00	2003	GOODS AND SUPPLIES
4371	LIFT TRUCK TIRE INC		\$1,587.60	2004	GOODS AND SUPPLIES
18349	LIFT TRUCK TIRE INC		\$1,259.80	2005	GOODS AND SUPPLIES
22638	LIFT TRUCK TIRE INC		\$1,166.48	2005	GOODS AND SUPPLIES
18549	LIFT TRUCK TIRE INC		\$1,267.80	2005	GOODS AND SUPPLIES
34641	LIGHTING PRODUCTS CO		\$59.22	2003	GOODS AND SUPPLIES
3112	LIGHTING PRODUCTS CO		\$150.00	2004	GOODS AND SUPPLIES
26046	LIGHTING PRODUCTS CO		\$270.38	2005	GOODS AND SUPPLIES
7908	LINDLER MFG CO		\$788.00	2004	GOODS AND SUPPLIES
34957	LIPKIN DISTRIBUTING CO INC		\$378.00	2003	GOODS AND SUPPLIES
31951	LIPKIN DISTRIBUTING CO INC		\$450.00	2003	GOODS AND SUPPLIES
29549	LIPKIN DISTRIBUTING CO INC		\$300.00	2003	GOODS AND SUPPLIES
38566	LIPKIN DISTRIBUTING CO INC		\$504.00	2003	GOODS AND SUPPLIES
18937	LITE HOUSE INC	NONMINORITY MALE	\$918.16	2005	GOODS AND SUPPLIES
37508	LOCKLAIR HARDWARE FARM SUPPLY		\$245.70	2003	GOODS AND SUPPLIES
27091	LOCKLAIR HARDWARE FARM SUPPLY		\$364.91	2005	GOODS AND SUPPLIES
18018	LOCKLAIR HARDWARE FARM SUPPLY		\$265.00	2005	GOODS AND SUPPLIES
21103	LONG BRANCH FARM INC		\$325.00	2005	GOODS AND SUPPLIES
38090	LORICK OFFICE PRODUCTS	NONMINORITY WOMEN	\$231.20	2003	GOODS AND SUPPLIES
33647	LORICK OFFICE PRODUCTS	NONMINORITY WOMEN	\$256.19	2003	GOODS AND SUPPLIES
38505	LORICK OFFICE PRODUCTS	NONMINORITY WOMEN	\$848.57	2003	GOODS AND SUPPLIES
41104	LORICK OFFICE PRODUCTS	NONMINORITY WOMEN	\$186.36	2005	GOODS AND SUPPLIES
38400	LORICK OFFICE PRODUCTS	NONMINORITY WOMEN	\$167.97	2003	GOODS AND SUPPLIES
36939	LORICK OFFICE PRODUCTS	NONMINORITY WOMEN	\$94.31	2003	GOODS AND SUPPLIES
41108	LORICK OFFICE PRODUCTS	NONMINORITY WOMEN	\$238.46	2005	GOODS AND SUPPLIES
36921	LORICK OFFICE PRODUCTS	NONMINORITY WOMEN	\$329.70	2003	GOODS AND SUPPLIES
38161	LORICK OFFICE PRODUCTS	NONMINORITY WOMEN	\$271.88	2003	GOODS AND SUPPLIES
38389	LORICK OFFICE PRODUCTS	NONMINORITY WOMEN	\$24.54	2003	GOODS AND SUPPLIES

GOODS AND SERVICES CONTRACTS

Appendix A

PURCHASE ORDER #	VENDOR NAME	ETHNICITY	AWARD AMOUNT	FY	BUSINESS CATEGORY
36965	LORICK OFFICE PRODUCTS	NONMINORITY WOMEN	\$148.47	2003	GOODS AND SUPPLIES
41110	LORICK OFFICE PRODUCTS	NONMINORITY WOMEN	\$118.64	2005	GOODS AND SUPPLIES
33628	LORICK OFFICE PRODUCTS	NONMINORITY WOMEN	\$129.74	2003	GOODS AND SUPPLIES
41106	LORICK OFFICE PRODUCTS	NONMINORITY WOMEN	\$30.01	2005	GOODS AND SUPPLIES
42100	LORICK OFFICE PRODUCTS	NONMINORITY WOMEN	\$63.45	2005	GOODS AND SUPPLIES
41668	LORICK OFFICE PRODUCTS	NONMINORITY WOMEN	\$238.46	2005	GOODS AND SUPPLIES
37167	LORICK OFFICE PRODUCTS	NONMINORITY WOMEN	\$199.76	2003	GOODS AND SUPPLIES
29609	LORICK OFFICE PRODUCTS	NONMINORITY WOMEN	\$593.68	2003	GOODS AND SUPPLIES
37834	LORICK OFFICE PRODUCTS	NONMINORITY WOMEN	\$208.90	2003	GOODS AND SUPPLIES
41905	LORICK OFFICE PRODUCTS	NONMINORITY WOMEN	\$64.58	2005	GOODS AND SUPPLIES
32914	LORICK OFFICE PRODUCTS	NONMINORITY WOMEN	\$95.55	2003	GOODS AND SUPPLIES
33422	LORICK OFFICE PRODUCTS	NONMINORITY WOMEN	\$397.25	2003	GOODS AND SUPPLIES
33421	LORICK OFFICE PRODUCTS	NONMINORITY WOMEN	\$247.75	2003	GOODS AND SUPPLIES
37893	LORICK OFFICE PRODUCTS	NONMINORITY WOMEN	\$20.99	2003	GOODS AND SUPPLIES
29463	LORICK OFFICE PRODUCTS	NONMINORITY WOMEN	\$32.01	2003	GOODS AND SUPPLIES
33510	LORICK OFFICE PRODUCTS	NONMINORITY WOMEN	\$3,691.80	2003	GOODS AND SUPPLIES
37605	LORICK OFFICE PRODUCTS	NONMINORITY WOMEN	\$79.63	2003	GOODS AND SUPPLIES
37604	LORICK OFFICE PRODUCTS	NONMINORITY WOMEN	\$77.68	2003	GOODS AND SUPPLIES
37327	LORICK OFFICE PRODUCTS	NONMINORITY WOMEN	\$200.05	2003	GOODS AND SUPPLIES
42226	LORICK OFFICE PRODUCTS	NONMINORITY WOMEN	\$54.22	2005	GOODS AND SUPPLIES
37549	LORICK OFFICE PRODUCTS	NONMINORITY WOMEN	\$235.00	2003	GOODS AND SUPPLIES
42257	LORICK OFFICE PRODUCTS	NONMINORITY WOMEN	\$103.86	2005	GOODS AND SUPPLIES
29200	LORICK OFFICE PRODUCTS	NONMINORITY WOMEN	\$450.00	2003	GOODS AND SUPPLIES
42387	LORICK OFFICE PRODUCTS	NONMINORITY WOMEN	\$550.30	2005	GOODS AND SUPPLIES
33307	LORICK OFFICE PRODUCTS	NONMINORITY WOMEN	\$45.00	2003	GOODS AND SUPPLIES
33525	LORICK OFFICE PRODUCTS	NONMINORITY WOMEN	\$25.06	2003	GOODS AND SUPPLIES
34744	LORICK OFFICE PRODUCTS	NONMINORITY WOMEN	\$92.56	2003	GOODS AND SUPPLIES
41338	LORICK OFFICE PRODUCTS	NONMINORITY WOMEN	\$384.00	2005	GOODS AND SUPPLIES
38015	LORICK OFFICE PRODUCTS	NONMINORITY WOMEN	\$1,524.17	2003	GOODS AND SUPPLIES
37033	LORICK OFFICE PRODUCTS	NONMINORITY WOMEN	\$150.00	2003	GOODS AND SUPPLIES
34773	LORICK OFFICE PRODUCTS	NONMINORITY WOMEN	\$149.95	2003	GOODS AND SUPPLIES
34777	LORICK OFFICE PRODUCTS	NONMINORITY WOMEN	\$27.45	2003	GOODS AND SUPPLIES
34778	LORICK OFFICE PRODUCTS	NONMINORITY WOMEN	\$195.05	2003	GOODS AND SUPPLIES
41395	LORICK OFFICE PRODUCTS	NONMINORITY WOMEN	\$1,000.00	2005	GOODS AND SUPPLIES

GOODS AND SERVICES CONTRACTS

Appendix A

PURCHASE ORDER #	VENDOR NAME	ETHNICITY	AWARD AMOUNT	FY	BUSINESS CATEGORY
37166	LORICK OFFICE PRODUCTS	NONMINORITY WOMEN	\$85.87	2003	GOODS AND SUPPLIES
32777	LORICK OFFICE PRODUCTS	NONMINORITY WOMEN	\$43.65	2003	GOODS AND SUPPLIES
41314	LORICK OFFICE PRODUCTS	NONMINORITY WOMEN	\$235.00	2005	GOODS AND SUPPLIES
32821	LORICK OFFICE PRODUCTS	NONMINORITY WOMEN	\$91.32	2003	GOODS AND SUPPLIES
38536	LORICK OFFICE PRODUCTS	NONMINORITY WOMEN	\$103.14	2003	GOODS AND SUPPLIES
41670	LORICK OFFICE PRODUCTS	NONMINORITY WOMEN	\$67.19	2005	GOODS AND SUPPLIES
41674	LORICK OFFICE PRODUCTS	NONMINORITY WOMEN	\$2,762.31	2005	GOODS AND SUPPLIES
34796	LORICK OFFICE PRODUCTS	NONMINORITY WOMEN	\$639.97	2003	GOODS AND SUPPLIES
37929	LORICK OFFICE PRODUCTS	NONMINORITY WOMEN	\$88.07	2003	GOODS AND SUPPLIES
41678	LORICK OFFICE PRODUCTS	NONMINORITY WOMEN	\$246.73	2005	GOODS AND SUPPLIES
33511	LORICK OFFICE PRODUCTS	NONMINORITY WOMEN	\$62.97	2003	GOODS AND SUPPLIES
38011	LORICK OFFICE PRODUCTS	NONMINORITY WOMEN	\$881.46	2003	GOODS AND SUPPLIES
32253	LORICK OFFICE PRODUCTS	NONMINORITY WOMEN	\$43.81	2003	GOODS AND SUPPLIES
31729	LORICK OFFICE PRODUCTS	NONMINORITY WOMEN	\$460.59	2003	GOODS AND SUPPLIES
31035	LORICK OFFICE PRODUCTS	NONMINORITY WOMEN	\$58.17	2003	GOODS AND SUPPLIES
31034	LORICK OFFICE PRODUCTS	NONMINORITY WOMEN	\$694.59	2003	GOODS AND SUPPLIES
36747	LORICK OFFICE PRODUCTS	NONMINORITY WOMEN	\$260.00	2003	GOODS AND SUPPLIES
39564	LORICK OFFICE PRODUCTS	NONMINORITY WOMEN	\$278.35	2003	GOODS AND SUPPLIES
32031	LORICK OFFICE PRODUCTS	NONMINORITY WOMEN	\$17.19	2003	GOODS AND SUPPLIES
34360	LORICK OFFICE PRODUCTS	NONMINORITY WOMEN	\$219.34	2003	GOODS AND SUPPLIES
40526	LORICK OFFICE PRODUCTS	NONMINORITY WOMEN	\$56.82	2003	GOODS AND SUPPLIES
40527	LORICK OFFICE PRODUCTS	NONMINORITY WOMEN	\$642.84	2003	GOODS AND SUPPLIES
40528	LORICK OFFICE PRODUCTS	NONMINORITY WOMEN	\$119.87	2003	GOODS AND SUPPLIES
40556	LORICK OFFICE PRODUCTS	NONMINORITY WOMEN	\$88.95	2003	GOODS AND SUPPLIES
40557	LORICK OFFICE PRODUCTS	NONMINORITY WOMEN	\$402.29	2003	GOODS AND SUPPLIES
39672	LORICK OFFICE PRODUCTS	NONMINORITY WOMEN	\$720.44	2003	GOODS AND SUPPLIES
31809	LORICK OFFICE PRODUCTS	NONMINORITY WOMEN	\$156.93	2003	GOODS AND SUPPLIES
39574	LORICK OFFICE PRODUCTS	NONMINORITY WOMEN	\$111.00	2003	GOODS AND SUPPLIES
32529	LORICK OFFICE PRODUCTS	NONMINORITY WOMEN	\$22.02	2003	GOODS AND SUPPLIES
38876	LORICK OFFICE PRODUCTS	NONMINORITY WOMEN	\$159.49	2003	GOODS AND SUPPLIES
39455	LORICK OFFICE PRODUCTS	NONMINORITY WOMEN	\$195.22	2003	GOODS AND SUPPLIES
34004	LORICK OFFICE PRODUCTS	NONMINORITY WOMEN	\$45.83	2003	GOODS AND SUPPLIES
34003	LORICK OFFICE PRODUCTS	NONMINORITY WOMEN	\$25.39	2003	GOODS AND SUPPLIES
38977	LORICK OFFICE PRODUCTS	NONMINORITY WOMEN	\$322.42	2003	GOODS AND SUPPLIES

GOODS AND SERVICES CONTRACTS

Appendix A

PURCHASE ORDER #	VENDOR NAME	ETHNICITY	AWARD AMOUNT	FY	BUSINESS CATEGORY
39024	LORICK OFFICE PRODUCTS	NONMINORITY WOMEN	\$101.38	2003	GOODS AND SUPPLIES
36361	LORICK OFFICE PRODUCTS	NONMINORITY WOMEN	\$49.22	2003	GOODS AND SUPPLIES
36362	LORICK OFFICE PRODUCTS	NONMINORITY WOMEN	\$39.05	2003	GOODS AND SUPPLIES
39320	LORICK OFFICE PRODUCTS	NONMINORITY WOMEN	\$253.11	2003	GOODS AND SUPPLIES
39085	LORICK OFFICE PRODUCTS	NONMINORITY WOMEN	\$95.96	2003	GOODS AND SUPPLIES
31966	LORICK OFFICE PRODUCTS	NONMINORITY WOMEN	\$43.81	2003	GOODS AND SUPPLIES
39086	LORICK OFFICE PRODUCTS	NONMINORITY WOMEN	\$344.31	2003	GOODS AND SUPPLIES
38752	LORICK OFFICE PRODUCTS	NONMINORITY WOMEN	\$375.87	2003	GOODS AND SUPPLIES
36820	LORICK OFFICE PRODUCTS	NONMINORITY WOMEN	\$79.17	2003	GOODS AND SUPPLIES
31523	LORICK OFFICE PRODUCTS	NONMINORITY WOMEN	\$75.00	2003	GOODS AND SUPPLIES
35521	LORICK OFFICE PRODUCTS	NONMINORITY WOMEN	\$824.24	2003	GOODS AND SUPPLIES
35480	LORICK OFFICE PRODUCTS	NONMINORITY WOMEN	\$21.28	2003	GOODS AND SUPPLIES
31331	LORICK OFFICE PRODUCTS	NONMINORITY WOMEN	\$476.70	2003	GOODS AND SUPPLIES
36818	LORICK OFFICE PRODUCTS	NONMINORITY WOMEN	\$139.63	2003	GOODS AND SUPPLIES
35476	LORICK OFFICE PRODUCTS	NONMINORITY WOMEN	\$173.14	2003	GOODS AND SUPPLIES
39739	LORICK OFFICE PRODUCTS	NONMINORITY WOMEN	\$62.35	2003	GOODS AND SUPPLIES
36819	LORICK OFFICE PRODUCTS	NONMINORITY WOMEN	\$257.86	2003	GOODS AND SUPPLIES
35481	LORICK OFFICE PRODUCTS	NONMINORITY WOMEN	\$38.58	2003	GOODS AND SUPPLIES
31481	LORICK OFFICE PRODUCTS	NONMINORITY WOMEN	\$257.20	2003	GOODS AND SUPPLIES
35965	LORICK OFFICE PRODUCTS	NONMINORITY WOMEN	\$188.14	2003	GOODS AND SUPPLIES
39977	LORICK OFFICE PRODUCTS	NONMINORITY WOMEN	\$331.63	2003	GOODS AND SUPPLIES
35977	LORICK OFFICE PRODUCTS	NONMINORITY WOMEN	\$109.58	2003	GOODS AND SUPPLIES
36821	LORICK OFFICE PRODUCTS	NONMINORITY WOMEN	\$228.39	2003	GOODS AND SUPPLIES
40001	LORICK OFFICE PRODUCTS	NONMINORITY WOMEN	\$237.24	2003	GOODS AND SUPPLIES
31435	LORICK OFFICE PRODUCTS	NONMINORITY WOMEN	\$298.86	2003	GOODS AND SUPPLIES
39802	LORICK OFFICE PRODUCTS	NONMINORITY WOMEN	\$998.48	2003	GOODS AND SUPPLIES
40308	LORICK OFFICE PRODUCTS	NONMINORITY WOMEN	\$477.75	2003	GOODS AND SUPPLIES
40991	LORICK OFFICE PRODUCTS	NONMINORITY WOMEN	\$202.56	2003	GOODS AND SUPPLIES
31093	LORICK OFFICE PRODUCTS	NONMINORITY WOMEN	\$258.07	2003	GOODS AND SUPPLIES
36188	LORICK OFFICE PRODUCTS	NONMINORITY WOMEN	\$13.62	2003	GOODS AND SUPPLIES
40336	LORICK OFFICE PRODUCTS	NONMINORITY WOMEN	\$130.13	2003	GOODS AND SUPPLIES
40321	LORICK OFFICE PRODUCTS	NONMINORITY WOMEN	\$176.64	2003	GOODS AND SUPPLIES
1147	LORICK OFFICE PRODUCTS	NONMINORITY WOMEN	\$2,311.25	2004	GOODS AND SUPPLIES
6050	LORICK OFFICE PRODUCTS	NONMINORITY WOMEN	\$73.82	2004	GOODS AND SUPPLIES

GOODS AND SERVICES CONTRACTS

Appendix A

PURCHASE ORDER #	VENDOR NAME	ETHNICITY	AWARD AMOUNT	FY	BUSINESS CATEGORY
6082	LORICK OFFICE PRODUCTS	NONMINORITY WOMEN	\$650.38	2004	GOODS AND SUPPLIES
7408	LORICK OFFICE PRODUCTS	NONMINORITY WOMEN	\$15.12	2004	GOODS AND SUPPLIES
12500	LORICK OFFICE PRODUCTS	NONMINORITY WOMEN	\$97.12	2004	GOODS AND SUPPLIES
7959	LORICK OFFICE PRODUCTS	NONMINORITY WOMEN	\$62.98	2004	GOODS AND SUPPLIES
1004	LORICK OFFICE PRODUCTS	NONMINORITY WOMEN	\$59.84	2004	GOODS AND SUPPLIES
6711	LORICK OFFICE PRODUCTS	NONMINORITY WOMEN	\$47.25	2004	GOODS AND SUPPLIES
12717	LORICK OFFICE PRODUCTS	NONMINORITY WOMEN	\$521.90	2004	GOODS AND SUPPLIES
12713	LORICK OFFICE PRODUCTS	NONMINORITY WOMEN	\$450.00	2004	GOODS AND SUPPLIES
6018	LORICK OFFICE PRODUCTS	NONMINORITY WOMEN	\$64.41	2004	GOODS AND SUPPLIES
6036	LORICK OFFICE PRODUCTS	NONMINORITY WOMEN	\$15.95	2004	GOODS AND SUPPLIES
3455	LORICK OFFICE PRODUCTS	NONMINORITY WOMEN	\$1,124.06	2004	GOODS AND SUPPLIES
12698	LORICK OFFICE PRODUCTS	NONMINORITY WOMEN	\$469.89	2004	GOODS AND SUPPLIES
3454	LORICK OFFICE PRODUCTS	NONMINORITY WOMEN	\$174.66	2004	GOODS AND SUPPLIES
7352	LORICK OFFICE PRODUCTS	NONMINORITY WOMEN	\$406.17	2004	GOODS AND SUPPLIES
763	LORICK OFFICE PRODUCTS	NONMINORITY WOMEN	\$416.57	2004	GOODS AND SUPPLIES
9372	LORICK OFFICE PRODUCTS	NONMINORITY WOMEN	\$364.11	2004	GOODS AND SUPPLIES
9371	LORICK OFFICE PRODUCTS	NONMINORITY WOMEN	\$207.88	2004	GOODS AND SUPPLIES
4202	LORICK OFFICE PRODUCTS	NONMINORITY WOMEN	\$1,378.06	2004	GOODS AND SUPPLIES
2300	LORICK OFFICE PRODUCTS	NONMINORITY WOMEN	\$41.98	2004	GOODS AND SUPPLIES
9136	LORICK OFFICE PRODUCTS	NONMINORITY WOMEN	\$114.81	2004	GOODS AND SUPPLIES
1149	LORICK OFFICE PRODUCTS	NONMINORITY WOMEN	\$1,074.89	2004	GOODS AND SUPPLIES
4126	LORICK OFFICE PRODUCTS	NONMINORITY WOMEN	\$120.18	2004	GOODS AND SUPPLIES
6269	LORICK OFFICE PRODUCTS	NONMINORITY WOMEN	\$25.20	2004	GOODS AND SUPPLIES
1956	LORICK OFFICE PRODUCTS	NONMINORITY WOMEN	\$99.10	2004	GOODS AND SUPPLIES
2534	LORICK OFFICE PRODUCTS	NONMINORITY WOMEN	\$1,053.58	2004	GOODS AND SUPPLIES
13706	LORICK OFFICE PRODUCTS	NONMINORITY WOMEN	\$33.59	2004	GOODS AND SUPPLIES
2972	LORICK OFFICE PRODUCTS	NONMINORITY WOMEN	\$20.99	2004	GOODS AND SUPPLIES
9924	LORICK OFFICE PRODUCTS	NONMINORITY WOMEN	\$250.00	2004	GOODS AND SUPPLIES
13408	LORICK OFFICE PRODUCTS	NONMINORITY WOMEN	\$47.31	2004	GOODS AND SUPPLIES
13415	LORICK OFFICE PRODUCTS	NONMINORITY WOMEN	\$210.63	2004	GOODS AND SUPPLIES
6248	LORICK OFFICE PRODUCTS	NONMINORITY WOMEN	\$150.00	2004	GOODS AND SUPPLIES
9268	LORICK OFFICE PRODUCTS	NONMINORITY WOMEN	\$58.40	2004	GOODS AND SUPPLIES
9145	LORICK OFFICE PRODUCTS	NONMINORITY WOMEN	\$15.73	2004	GOODS AND SUPPLIES
13446	LORICK OFFICE PRODUCTS	NONMINORITY WOMEN	\$200.42	2004	GOODS AND SUPPLIES

GOODS AND SERVICES CONTRACTS

Appendix A

PURCHASE ORDER #	VENDOR NAME	ETHNICITY	AWARD AMOUNT	FY	BUSINESS CATEGORY
4023	LORICK OFFICE PRODUCTS	NONMINORITY WOMEN	\$415.72	2004	GOODS AND SUPPLIES
2343	LORICK OFFICE PRODUCTS	NONMINORITY WOMEN	\$98.95	2004	GOODS AND SUPPLIES
4028	LORICK OFFICE PRODUCTS	NONMINORITY WOMEN	\$168.48	2004	GOODS AND SUPPLIES
9910	LORICK OFFICE PRODUCTS	NONMINORITY WOMEN	\$50.28	2004	GOODS AND SUPPLIES
9887	LORICK OFFICE PRODUCTS	NONMINORITY WOMEN	\$609.81	2004	GOODS AND SUPPLIES
11108	LORICK OFFICE PRODUCTS	NONMINORITY WOMEN	\$506.96	2004	GOODS AND SUPPLIES
9060	LORICK OFFICE PRODUCTS	NONMINORITY WOMEN	\$359.98	2004	GOODS AND SUPPLIES
11381	LORICK OFFICE PRODUCTS	NONMINORITY WOMEN	\$794.38	2004	GOODS AND SUPPLIES
13713	LORICK OFFICE PRODUCTS	NONMINORITY WOMEN	\$485.49	2004	GOODS AND SUPPLIES
10154	LORICK OFFICE PRODUCTS	NONMINORITY WOMEN	\$183.27	2004	GOODS AND SUPPLIES
6598	LORICK OFFICE PRODUCTS	NONMINORITY WOMEN	\$92.40	2004	GOODS AND SUPPLIES
6594	LORICK OFFICE PRODUCTS	NONMINORITY WOMEN	\$208.62	2004	GOODS AND SUPPLIES
2524	LORICK OFFICE PRODUCTS	NONMINORITY WOMEN	\$60.30	2004	GOODS AND SUPPLIES
4856	LORICK OFFICE PRODUCTS	NONMINORITY WOMEN	\$162.74	2004	GOODS AND SUPPLIES
10979	LORICK OFFICE PRODUCTS	NONMINORITY WOMEN	\$138.56	2004	GOODS AND SUPPLIES
4127	LORICK OFFICE PRODUCTS	NONMINORITY WOMEN	\$89.78	2004	GOODS AND SUPPLIES
10056	LORICK OFFICE PRODUCTS	NONMINORITY WOMEN	\$411.48	2004	GOODS AND SUPPLIES
4814	LORICK OFFICE PRODUCTS	NONMINORITY WOMEN	\$306.04	2004	GOODS AND SUPPLIES
11074	LORICK OFFICE PRODUCTS	NONMINORITY WOMEN	\$21.99	2004	GOODS AND SUPPLIES
10025	LORICK OFFICE PRODUCTS	NONMINORITY WOMEN	\$476.71	2004	GOODS AND SUPPLIES
3348	LORICK OFFICE PRODUCTS	NONMINORITY WOMEN	\$490.67	2004	GOODS AND SUPPLIES
6204	LORICK OFFICE PRODUCTS	NONMINORITY WOMEN	\$126.40	2004	GOODS AND SUPPLIES
76	LORICK OFFICE PRODUCTS	NONMINORITY WOMEN	\$18.04	2004	GOODS AND SUPPLIES
12607	LORICK OFFICE PRODUCTS	NONMINORITY WOMEN	\$75.54	2004	GOODS AND SUPPLIES
12606	LORICK OFFICE PRODUCTS	NONMINORITY WOMEN	\$30.44	2004	GOODS AND SUPPLIES
6246	LORICK OFFICE PRODUCTS	NONMINORITY WOMEN	\$463.99	2004	GOODS AND SUPPLIES
9840	LORICK OFFICE PRODUCTS	NONMINORITY WOMEN	\$216.59	2004	GOODS AND SUPPLIES
10058	LORICK OFFICE PRODUCTS	NONMINORITY WOMEN	\$480.90	2004	GOODS AND SUPPLIES
5520	LORICK OFFICE PRODUCTS	NONMINORITY WOMEN	\$366.66	2004	GOODS AND SUPPLIES
1807	LORICK OFFICE PRODUCTS	NONMINORITY WOMEN	\$39.62	2004	GOODS AND SUPPLIES
13730	LORICK OFFICE PRODUCTS	NONMINORITY WOMEN	\$958.65	2004	GOODS AND SUPPLIES
3146	LORICK OFFICE PRODUCTS	NONMINORITY WOMEN	\$149.93	2004	GOODS AND SUPPLIES
8610	LORICK OFFICE PRODUCTS	NONMINORITY WOMEN	\$487.25	2004	GOODS AND SUPPLIES
8613	LORICK OFFICE PRODUCTS	NONMINORITY WOMEN	\$34.17	2004	GOODS AND SUPPLIES

GOODS AND SERVICES CONTRACTS

Appendix A

PURCHASE ORDER #	VENDOR NAME	ETHNICITY	AWARD AMOUNT	FY	BUSINESS CATEGORY
12259	LORICK OFFICE PRODUCTS	NONMINORITY WOMEN	\$447.39	2004	GOODS AND SUPPLIES
8329	LORICK OFFICE PRODUCTS	NONMINORITY WOMEN	\$168.00	2004	GOODS AND SUPPLIES
5449	LORICK OFFICE PRODUCTS	NONMINORITY WOMEN	\$151.02	2004	GOODS AND SUPPLIES
9595	LORICK OFFICE PRODUCTS	NONMINORITY WOMEN	\$2,458.76	2004	GOODS AND SUPPLIES
3728	LORICK OFFICE PRODUCTS	NONMINORITY WOMEN	\$250.00	2004	GOODS AND SUPPLIES
2702	LORICK OFFICE PRODUCTS	NONMINORITY WOMEN	\$159.16	2004	GOODS AND SUPPLIES
12228	LORICK OFFICE PRODUCTS	NONMINORITY WOMEN	\$297.33	2004	GOODS AND SUPPLIES
5051	LORICK OFFICE PRODUCTS	NONMINORITY WOMEN	\$583.24	2004	GOODS AND SUPPLIES
11297	LORICK OFFICE PRODUCTS	NONMINORITY WOMEN	\$300.00	2004	GOODS AND SUPPLIES
2298	LORICK OFFICE PRODUCTS	NONMINORITY WOMEN	\$39.94	2004	GOODS AND SUPPLIES
7162	LORICK OFFICE PRODUCTS	NONMINORITY WOMEN	\$303.36	2004	GOODS AND SUPPLIES
10978	LORICK OFFICE PRODUCTS	NONMINORITY WOMEN	\$83.42	2004	GOODS AND SUPPLIES
5603	LORICK OFFICE PRODUCTS	NONMINORITY WOMEN	\$56.70	2004	GOODS AND SUPPLIES
8186	LORICK OFFICE PRODUCTS	NONMINORITY WOMEN	\$200.82	2004	GOODS AND SUPPLIES
8271	LORICK OFFICE PRODUCTS	NONMINORITY WOMEN	\$97.62	2004	GOODS AND SUPPLIES
5156	LORICK OFFICE PRODUCTS	NONMINORITY WOMEN	\$39.98	2004	GOODS AND SUPPLIES
9537	LORICK OFFICE PRODUCTS	NONMINORITY WOMEN	\$58.59	2004	GOODS AND SUPPLIES
3645	LORICK OFFICE PRODUCTS	NONMINORITY WOMEN	\$163.27	2004	GOODS AND SUPPLIES
4344	LORICK OFFICE PRODUCTS	NONMINORITY WOMEN	\$120.75	2004	GOODS AND SUPPLIES
13054	LORICK OFFICE PRODUCTS	NONMINORITY WOMEN	\$199.49	2004	GOODS AND SUPPLIES
13062	LORICK OFFICE PRODUCTS	NONMINORITY WOMEN	\$199.49	2004	GOODS AND SUPPLIES
10750	LORICK OFFICE PRODUCTS	NONMINORITY WOMEN	\$496.51	2004	GOODS AND SUPPLIES
7019	LORICK OFFICE PRODUCTS	NONMINORITY WOMEN	\$247.21	2004	GOODS AND SUPPLIES
3649	LORICK OFFICE PRODUCTS	NONMINORITY WOMEN	\$12.83	2004	GOODS AND SUPPLIES
10809	LORICK OFFICE PRODUCTS	NONMINORITY WOMEN	\$12.22	2004	GOODS AND SUPPLIES
8539	LORICK OFFICE PRODUCTS	NONMINORITY WOMEN	\$874.87	2004	GOODS AND SUPPLIES
4447	LORICK OFFICE PRODUCTS	NONMINORITY WOMEN	\$63.50	2004	GOODS AND SUPPLIES
5155	LORICK OFFICE PRODUCTS	NONMINORITY WOMEN	\$194.25	2004	GOODS AND SUPPLIES
3605	LORICK OFFICE PRODUCTS	NONMINORITY WOMEN	\$800.00	2004	GOODS AND SUPPLIES
4368	LORICK OFFICE PRODUCTS	NONMINORITY WOMEN	\$146.66	2004	GOODS AND SUPPLIES
9590	LORICK OFFICE PRODUCTS	NONMINORITY WOMEN	\$358.40	2004	GOODS AND SUPPLIES
13727	LORICK OFFICE PRODUCTS	NONMINORITY WOMEN	\$508.86	2004	GOODS AND SUPPLIES
5348	LORICK OFFICE PRODUCTS	NONMINORITY WOMEN	\$588.00	2004	GOODS AND SUPPLIES
562	LORICK OFFICE PRODUCTS	NONMINORITY WOMEN	\$9.65	2004	GOODS AND SUPPLIES

GOODS AND SERVICES CONTRACTS

Appendix A

PURCHASE ORDER #	VENDOR NAME	ETHNICITY	AWARD AMOUNT	FY	BUSINESS CATEGORY
2241	LORICK OFFICE PRODUCTS	NONMINORITY WOMEN	\$76.18	2004	GOODS AND SUPPLIES
13063	LORICK OFFICE PRODUCTS	NONMINORITY WOMEN	\$875.79	2004	GOODS AND SUPPLIES
13839	LORICK OFFICE PRODUCTS	NONMINORITY WOMEN	\$689.79	2004	GOODS AND SUPPLIES
4950	LORICK OFFICE PRODUCTS	NONMINORITY WOMEN	\$628.95	2004	GOODS AND SUPPLIES
8065	LORICK OFFICE PRODUCTS	NONMINORITY WOMEN	\$9.44	2004	GOODS AND SUPPLIES
3130	LORICK OFFICE PRODUCTS	NONMINORITY WOMEN	\$157.89	2004	GOODS AND SUPPLIES
12792	LORICK OFFICE PRODUCTS	NONMINORITY WOMEN	\$376.58	2004	GOODS AND SUPPLIES
12791	LORICK OFFICE PRODUCTS	NONMINORITY WOMEN	\$34.94	2004	GOODS AND SUPPLIES
7274	LORICK OFFICE PRODUCTS	NONMINORITY WOMEN	\$82.68	2004	GOODS AND SUPPLIES
7275	LORICK OFFICE PRODUCTS	NONMINORITY WOMEN	\$192.24	2004	GOODS AND SUPPLIES
10334	LORICK OFFICE PRODUCTS	NONMINORITY WOMEN	\$222.56	2004	GOODS AND SUPPLIES
8781	LORICK OFFICE PRODUCTS	NONMINORITY WOMEN	\$19.52	2004	GOODS AND SUPPLIES
12357	LORICK OFFICE PRODUCTS	NONMINORITY WOMEN	\$36.74	2004	GOODS AND SUPPLIES
5825	LORICK OFFICE PRODUCTS	NONMINORITY WOMEN	\$251.35	2004	GOODS AND SUPPLIES
4522	LORICK OFFICE PRODUCTS	NONMINORITY WOMEN	\$833.64	2004	GOODS AND SUPPLIES
1905	LORICK OFFICE PRODUCTS	NONMINORITY WOMEN	\$103.94	2004	GOODS AND SUPPLIES
5947	LORICK OFFICE PRODUCTS	NONMINORITY WOMEN	\$125.21	2004	GOODS AND SUPPLIES
5949	LORICK OFFICE PRODUCTS	NONMINORITY WOMEN	\$181.99	2004	GOODS AND SUPPLIES
3090	LORICK OFFICE PRODUCTS	NONMINORITY WOMEN	\$495.46	2004	GOODS AND SUPPLIES
4533	LORICK OFFICE PRODUCTS	NONMINORITY WOMEN	\$14.89	2004	GOODS AND SUPPLIES
13836	LORICK OFFICE PRODUCTS	NONMINORITY WOMEN	\$484.58	2004	GOODS AND SUPPLIES
8849	LORICK OFFICE PRODUCTS	NONMINORITY WOMEN	\$450.57	2004	GOODS AND SUPPLIES
40	LORICK OFFICE PRODUCTS	NONMINORITY WOMEN	\$1,002.15	2003	GOODS AND SUPPLIES
11823	LORICK OFFICE PRODUCTS	NONMINORITY WOMEN	\$474.57	2004	GOODS AND SUPPLIES
5653	LORICK OFFICE PRODUCTS	NONMINORITY WOMEN	\$23.46	2004	GOODS AND SUPPLIES
2766	LORICK OFFICE PRODUCTS	NONMINORITY WOMEN	\$204.63	2004	GOODS AND SUPPLIES
11805	LORICK OFFICE PRODUCTS	NONMINORITY WOMEN	\$111.08	2004	GOODS AND SUPPLIES
11806	LORICK OFFICE PRODUCTS	NONMINORITY WOMEN	\$151.79	2004	GOODS AND SUPPLIES
5730	LORICK OFFICE PRODUCTS	NONMINORITY WOMEN	\$502.00	2004	GOODS AND SUPPLIES
2788	LORICK OFFICE PRODUCTS	NONMINORITY WOMEN	\$256.50	2004	GOODS AND SUPPLIES
13856	LORICK OFFICE PRODUCTS	NONMINORITY WOMEN	\$136.49	2004	GOODS AND SUPPLIES
1593	LORICK OFFICE PRODUCTS	NONMINORITY WOMEN	\$541.09	2004	GOODS AND SUPPLIES
13333	LORICK OFFICE PRODUCTS	NONMINORITY WOMEN	\$328.19	2004	GOODS AND SUPPLIES
17501	LORICK OFFICE PRODUCTS	NONMINORITY WOMEN	\$280.86	2005	GOODS AND SUPPLIES

GOODS AND SERVICES CONTRACTS

Appendix A

PURCHASE ORDER #	VENDOR NAME	ETHNICITY	AWARD AMOUNT	FY	BUSINESS CATEGORY
17762	LORICK OFFICE PRODUCTS	NONMINORITY WOMEN	\$45.09	2005	GOODS AND SUPPLIES
23528	LORICK OFFICE PRODUCTS	NONMINORITY WOMEN	\$74.00	2005	GOODS AND SUPPLIES
20360	LORICK OFFICE PRODUCTS	NONMINORITY WOMEN	\$310.46	2005	GOODS AND SUPPLIES
20228	LORICK OFFICE PRODUCTS	NONMINORITY WOMEN	\$148.10	2005	GOODS AND SUPPLIES
19704	LORICK OFFICE PRODUCTS	NONMINORITY WOMEN	\$1,056.26	2005	GOODS AND SUPPLIES
20329	LORICK OFFICE PRODUCTS	NONMINORITY WOMEN	\$500.00	2005	GOODS AND SUPPLIES
17857	LORICK OFFICE PRODUCTS	NONMINORITY WOMEN	\$603.16	2005	GOODS AND SUPPLIES
24244	LORICK OFFICE PRODUCTS	NONMINORITY WOMEN	\$273.76	2005	GOODS AND SUPPLIES
24249	LORICK OFFICE PRODUCTS	NONMINORITY WOMEN	\$500.37	2005	GOODS AND SUPPLIES
24246	LORICK OFFICE PRODUCTS	NONMINORITY WOMEN	\$639.58	2005	GOODS AND SUPPLIES
22953	LORICK OFFICE PRODUCTS	NONMINORITY WOMEN	\$117.68	2005	GOODS AND SUPPLIES
24842	LORICK OFFICE PRODUCTS	NONMINORITY WOMEN	\$1,306.07	2005	GOODS AND SUPPLIES
22958	LORICK OFFICE PRODUCTS	NONMINORITY WOMEN	\$38.36	2005	GOODS AND SUPPLIES
24279	LORICK OFFICE PRODUCTS	NONMINORITY WOMEN	\$363.53	2005	GOODS AND SUPPLIES
24825	LORICK OFFICE PRODUCTS	NONMINORITY WOMEN	\$263.55	2005	GOODS AND SUPPLIES
17213	LORICK OFFICE PRODUCTS	NONMINORITY WOMEN	\$146.34	2005	GOODS AND SUPPLIES
18138	LORICK OFFICE PRODUCTS	NONMINORITY WOMEN	\$500.00	2005	GOODS AND SUPPLIES
17866	LORICK OFFICE PRODUCTS	NONMINORITY WOMEN	\$190.00	2005	GOODS AND SUPPLIES
14143	LORICK OFFICE PRODUCTS	NONMINORITY WOMEN	\$1,132.95	2004	GOODS AND SUPPLIES
16883	LORICK OFFICE PRODUCTS	NONMINORITY WOMEN	\$100.00	2005	GOODS AND SUPPLIES
19933	LORICK OFFICE PRODUCTS	NONMINORITY WOMEN	\$10.05	2005	GOODS AND SUPPLIES
17885	LORICK OFFICE PRODUCTS	NONMINORITY WOMEN	\$35.69	2005	GOODS AND SUPPLIES
14146	LORICK OFFICE PRODUCTS	NONMINORITY WOMEN	\$115.50	2004	GOODS AND SUPPLIES
17214	LORICK OFFICE PRODUCTS	NONMINORITY WOMEN	\$95.38	2005	GOODS AND SUPPLIES
20582	LORICK OFFICE PRODUCTS	NONMINORITY WOMEN	\$407.36	2005	GOODS AND SUPPLIES
17212	LORICK OFFICE PRODUCTS	NONMINORITY WOMEN	\$48.76	2005	GOODS AND SUPPLIES
23858	LORICK OFFICE PRODUCTS	NONMINORITY WOMEN	\$143.25	2005	GOODS AND SUPPLIES
17074	LORICK OFFICE PRODUCTS	NONMINORITY WOMEN	\$52.97	2005	GOODS AND SUPPLIES
24173	LORICK OFFICE PRODUCTS	NONMINORITY WOMEN	\$177.95	2005	GOODS AND SUPPLIES
24559	LORICK OFFICE PRODUCTS	NONMINORITY WOMEN	\$500.00	2005	GOODS AND SUPPLIES
24668	LORICK OFFICE PRODUCTS	NONMINORITY WOMEN	\$259.49	2005	GOODS AND SUPPLIES
24387	LORICK OFFICE PRODUCTS	NONMINORITY WOMEN	\$58.17	2005	GOODS AND SUPPLIES
19761	LORICK OFFICE PRODUCTS	NONMINORITY WOMEN	\$60.00	2005	GOODS AND SUPPLIES
24026	LORICK OFFICE PRODUCTS	NONMINORITY WOMEN	\$113.37	2005	GOODS AND SUPPLIES

GOODS AND SERVICES CONTRACTS

Appendix A

PURCHASE ORDER #	VENDOR NAME	ETHNICITY	AWARD AMOUNT	FY	BUSINESS CATEGORY
20456	LORICK OFFICE PRODUCTS	NONMINORITY WOMEN	\$72.16	2005	GOODS AND SUPPLIES
17044	LORICK OFFICE PRODUCTS	NONMINORITY WOMEN	\$56.91	2005	GOODS AND SUPPLIES
17733	LORICK OFFICE PRODUCTS	NONMINORITY WOMEN	\$26.20	2005	GOODS AND SUPPLIES
20204	LORICK OFFICE PRODUCTS	NONMINORITY WOMEN	\$135.62	2005	GOODS AND SUPPLIES
24061	LORICK OFFICE PRODUCTS	NONMINORITY WOMEN	\$330.95	2005	GOODS AND SUPPLIES
20474	LORICK OFFICE PRODUCTS	NONMINORITY WOMEN	\$200.00	2005	GOODS AND SUPPLIES
17065	LORICK OFFICE PRODUCTS	NONMINORITY WOMEN	\$296.63	2005	GOODS AND SUPPLIES
17420	LORICK OFFICE PRODUCTS	NONMINORITY WOMEN	\$120.73	2005	GOODS AND SUPPLIES
20484	LORICK OFFICE PRODUCTS	NONMINORITY WOMEN	\$122.84	2005	GOODS AND SUPPLIES
20173	LORICK OFFICE PRODUCTS	NONMINORITY WOMEN	\$141.72	2005	GOODS AND SUPPLIES
20481	LORICK OFFICE PRODUCTS	NONMINORITY WOMEN	\$901.98	2005	GOODS AND SUPPLIES
14014	LORICK OFFICE PRODUCTS	NONMINORITY WOMEN	\$133.62	2004	GOODS AND SUPPLIES
24710	LORICK OFFICE PRODUCTS	NONMINORITY WOMEN	\$72.23	2005	GOODS AND SUPPLIES
23743	LORICK OFFICE PRODUCTS	NONMINORITY WOMEN	\$95.04	2005	GOODS AND SUPPLIES
19833	LORICK OFFICE PRODUCTS	NONMINORITY WOMEN	\$1,233.44	2005	GOODS AND SUPPLIES
18100	LORICK OFFICE PRODUCTS	NONMINORITY WOMEN	\$59.67	2005	GOODS AND SUPPLIES
19832	LORICK OFFICE PRODUCTS	NONMINORITY WOMEN	\$344.87	2005	GOODS AND SUPPLIES
23200	LORICK OFFICE PRODUCTS	NONMINORITY WOMEN	\$20.92	2005	GOODS AND SUPPLIES
24716	LORICK OFFICE PRODUCTS	NONMINORITY WOMEN	\$400.00	2005	GOODS AND SUPPLIES
17390	LORICK OFFICE PRODUCTS	NONMINORITY WOMEN	\$1,015.22	2005	GOODS AND SUPPLIES
24530	LORICK OFFICE PRODUCTS	NONMINORITY WOMEN	\$3,776.85	2005	GOODS AND SUPPLIES
23196	LORICK OFFICE PRODUCTS	NONMINORITY WOMEN	\$48.76	2005	GOODS AND SUPPLIES
23202	LORICK OFFICE PRODUCTS	NONMINORITY WOMEN	\$300.00	2005	GOODS AND SUPPLIES
23739	LORICK OFFICE PRODUCTS	NONMINORITY WOMEN	\$156.44	2005	GOODS AND SUPPLIES
23612	LORICK OFFICE PRODUCTS	NONMINORITY WOMEN	\$198.16	2005	GOODS AND SUPPLIES
14300	LORICK OFFICE PRODUCTS	NONMINORITY WOMEN	\$144.90	2004	GOODS AND SUPPLIES
19816	LORICK OFFICE PRODUCTS	NONMINORITY WOMEN	\$225.34	2005	GOODS AND SUPPLIES
19815	LORICK OFFICE PRODUCTS	NONMINORITY WOMEN	\$680.57	2005	GOODS AND SUPPLIES
19812	LORICK OFFICE PRODUCTS	NONMINORITY WOMEN	\$54.58	2005	GOODS AND SUPPLIES
13973	LORICK OFFICE PRODUCTS	NONMINORITY WOMEN	\$502.38	2004	GOODS AND SUPPLIES
24112	LORICK OFFICE PRODUCTS	NONMINORITY WOMEN	\$130.72	2005	GOODS AND SUPPLIES
14864	LORICK OFFICE PRODUCTS	NONMINORITY WOMEN	\$1,364.90	2005	GOODS AND SUPPLIES
25441	LORICK OFFICE PRODUCTS	NONMINORITY WOMEN	\$254.71	2005	GOODS AND SUPPLIES
22156	LORICK OFFICE PRODUCTS	NONMINORITY WOMEN	\$118.32	2005	GOODS AND SUPPLIES

GOODS AND SERVICES CONTRACTS

Appendix A

PURCHASE ORDER #	VENDOR NAME	ETHNICITY	AWARD AMOUNT	FY	BUSINESS CATEGORY
25808	LORICK OFFICE PRODUCTS	NONMINORITY WOMEN	\$2,541.12	2005	GOODS AND SUPPLIES
25750	LORICK OFFICE PRODUCTS	NONMINORITY WOMEN	\$450.00	2005	GOODS AND SUPPLIES
25745	LORICK OFFICE PRODUCTS	NONMINORITY WOMEN	\$625.80	2005	GOODS AND SUPPLIES
18574	LORICK OFFICE PRODUCTS	NONMINORITY WOMEN	\$500.65	2005	GOODS AND SUPPLIES
22328	LORICK OFFICE PRODUCTS	NONMINORITY WOMEN	\$1,146.60	2005	GOODS AND SUPPLIES
25668	LORICK OFFICE PRODUCTS	NONMINORITY WOMEN	\$1,814.17	2005	GOODS AND SUPPLIES
21141	LORICK OFFICE PRODUCTS	NONMINORITY WOMEN	\$1,932.00	2005	GOODS AND SUPPLIES
27029	LORICK OFFICE PRODUCTS	NONMINORITY WOMEN	\$73.99	2005	GOODS AND SUPPLIES
27040	LORICK OFFICE PRODUCTS	NONMINORITY WOMEN	\$196.00	2005	GOODS AND SUPPLIES
25662	LORICK OFFICE PRODUCTS	NONMINORITY WOMEN	\$228.99	2005	GOODS AND SUPPLIES
22142	LORICK OFFICE PRODUCTS	NONMINORITY WOMEN	\$250.00	2005	GOODS AND SUPPLIES
21118	LORICK OFFICE PRODUCTS	NONMINORITY WOMEN	\$72.32	2005	GOODS AND SUPPLIES
22133	LORICK OFFICE PRODUCTS	NONMINORITY WOMEN	\$369.60	2005	GOODS AND SUPPLIES
25624	LORICK OFFICE PRODUCTS	NONMINORITY WOMEN	\$530.04	2005	GOODS AND SUPPLIES
14833	LORICK OFFICE PRODUCTS	NONMINORITY WOMEN	\$200.00	2005	GOODS AND SUPPLIES
27109	LORICK OFFICE PRODUCTS	NONMINORITY WOMEN	\$500.00	2005	GOODS AND SUPPLIES
25586	LORICK OFFICE PRODUCTS	NONMINORITY WOMEN	\$63.47	2005	GOODS AND SUPPLIES
25582	LORICK OFFICE PRODUCTS	NONMINORITY WOMEN	\$450.45	2005	GOODS AND SUPPLIES
27169	LORICK OFFICE PRODUCTS	NONMINORITY WOMEN	\$397.50	2005	GOODS AND SUPPLIES
22414	LORICK OFFICE PRODUCTS	NONMINORITY WOMEN	\$433.97	2005	GOODS AND SUPPLIES
22445	LORICK OFFICE PRODUCTS	NONMINORITY WOMEN	\$553.59	2005	GOODS AND SUPPLIES
25508	LORICK OFFICE PRODUCTS	NONMINORITY WOMEN	\$17.07	2005	GOODS AND SUPPLIES
14692	LORICK OFFICE PRODUCTS	NONMINORITY WOMEN	\$249.76	2005	GOODS AND SUPPLIES
27267	LORICK OFFICE PRODUCTS	NONMINORITY WOMEN	\$172.77	2005	GOODS AND SUPPLIES
27292	LORICK OFFICE PRODUCTS	NONMINORITY WOMEN	\$177.34	2005	GOODS AND SUPPLIES
14881	LORICK OFFICE PRODUCTS	NONMINORITY WOMEN	\$248.16	2005	GOODS AND SUPPLIES
15655	LORICK OFFICE PRODUCTS	NONMINORITY WOMEN	\$57.65	2005	GOODS AND SUPPLIES
26578	LORICK OFFICE PRODUCTS	NONMINORITY WOMEN	\$71.40	2005	GOODS AND SUPPLIES
26586	LORICK OFFICE PRODUCTS	NONMINORITY WOMEN	\$198.20	2005	GOODS AND SUPPLIES
26605	LORICK OFFICE PRODUCTS	NONMINORITY WOMEN	\$102.36	2005	GOODS AND SUPPLIES
19003	LORICK OFFICE PRODUCTS	NONMINORITY WOMEN	\$582.55	2005	GOODS AND SUPPLIES
26629	LORICK OFFICE PRODUCTS	NONMINORITY WOMEN	\$47.20	2005	GOODS AND SUPPLIES
19010	LORICK OFFICE PRODUCTS	NONMINORITY WOMEN	\$720.14	2005	GOODS AND SUPPLIES
21564	LORICK OFFICE PRODUCTS	NONMINORITY WOMEN	\$115.31	2005	GOODS AND SUPPLIES

GOODS AND SERVICES CONTRACTS

Appendix A

PURCHASE ORDER #	VENDOR NAME	ETHNICITY	AWARD AMOUNT	FY	BUSINESS CATEGORY
15465	LORICK OFFICE PRODUCTS	NONMINORITY WOMEN	\$103.90	2005	GOODS AND SUPPLIES
21823	LORICK OFFICE PRODUCTS	NONMINORITY WOMEN	\$581.45	2005	GOODS AND SUPPLIES
21561	LORICK OFFICE PRODUCTS	NONMINORITY WOMEN	\$171.15	2005	GOODS AND SUPPLIES
26302	LORICK OFFICE PRODUCTS	NONMINORITY WOMEN	\$352.81	2005	GOODS AND SUPPLIES
26266	LORICK OFFICE PRODUCTS	NONMINORITY WOMEN	\$105.52	2005	GOODS AND SUPPLIES
26929	LORICK OFFICE PRODUCTS	NONMINORITY WOMEN	\$58.38	2005	GOODS AND SUPPLIES
15637	LORICK OFFICE PRODUCTS	NONMINORITY WOMEN	\$400.00	2005	GOODS AND SUPPLIES
18571	LORICK OFFICE PRODUCTS	NONMINORITY WOMEN	\$62.44	2005	GOODS AND SUPPLIES
26093	LORICK OFFICE PRODUCTS	NONMINORITY WOMEN	\$209.99	2005	GOODS AND SUPPLIES
21446	LORICK OFFICE PRODUCTS	NONMINORITY WOMEN	\$141.72	2005	GOODS AND SUPPLIES
18728	LORICK OFFICE PRODUCTS	NONMINORITY WOMEN	\$208.94	2005	GOODS AND SUPPLIES
26023	LORICK OFFICE PRODUCTS	NONMINORITY WOMEN	\$550.00	2005	GOODS AND SUPPLIES
22044	LORICK OFFICE PRODUCTS	NONMINORITY WOMEN	\$449.40	2005	GOODS AND SUPPLIES
21383	LORICK OFFICE PRODUCTS	NONMINORITY WOMEN	\$310.00	2005	GOODS AND SUPPLIES
15055	LORICK OFFICE PRODUCTS	NONMINORITY WOMEN	\$420.00	2005	GOODS AND SUPPLIES
26854	LORICK OFFICE PRODUCTS	NONMINORITY WOMEN	\$1,429.65	2005	GOODS AND SUPPLIES
21330	LORICK OFFICE PRODUCTS	NONMINORITY WOMEN	\$206.64	2005	GOODS AND SUPPLIES
15770	LORICK OFFICE PRODUCTS	NONMINORITY WOMEN	\$390.00	2005	GOODS AND SUPPLIES
25936	LORICK OFFICE PRODUCTS	NONMINORITY WOMEN	\$174.29	2005	GOODS AND SUPPLIES
15022	LORICK OFFICE PRODUCTS	NONMINORITY WOMEN	\$47.28	2005	GOODS AND SUPPLIES
18815	LORICK OFFICE PRODUCTS	NONMINORITY WOMEN	\$85.42	2005	GOODS AND SUPPLIES
16549	LORICK OFFICE PRODUCTS	NONMINORITY WOMEN	\$303.62	2005	GOODS AND SUPPLIES
27355	LORICK OFFICE PRODUCTS	NONMINORITY WOMEN	\$500.00	2005	GOODS AND SUPPLIES
27640	LORICK OFFICE PRODUCTS	NONMINORITY WOMEN	\$74.92	2005	GOODS AND SUPPLIES
27633	LORICK OFFICE PRODUCTS	NONMINORITY WOMEN	\$96.08	2005	GOODS AND SUPPLIES
25312	LORICK OFFICE PRODUCTS	NONMINORITY WOMEN	\$358.37	2005	GOODS AND SUPPLIES
16546	LORICK OFFICE PRODUCTS	NONMINORITY WOMEN	\$178.44	2005	GOODS AND SUPPLIES
16662	LORICK OFFICE PRODUCTS	NONMINORITY WOMEN	\$415.76	2005	GOODS AND SUPPLIES
14512	LORICK OFFICE PRODUCTS	NONMINORITY WOMEN	\$393.07	2004	GOODS AND SUPPLIES
19577	LORICK OFFICE PRODUCTS	NONMINORITY WOMEN	\$74.38	2005	GOODS AND SUPPLIES
25000	LORICK OFFICE PRODUCTS	NONMINORITY WOMEN	\$116.55	2005	GOODS AND SUPPLIES
25079	LORICK OFFICE PRODUCTS	NONMINORITY WOMEN	\$24.11	2005	GOODS AND SUPPLIES
20876	LORICK OFFICE PRODUCTS	NONMINORITY WOMEN	\$138.61	2005	GOODS AND SUPPLIES
16479	LORICK OFFICE PRODUCTS	NONMINORITY WOMEN	\$320.69	2005	GOODS AND SUPPLIES

GOODS AND SERVICES CONTRACTS

Appendix A

PURCHASE ORDER #	VENDOR NAME	ETHNICITY	AWARD AMOUNT	FY	BUSINESS CATEGORY
19267	LORICK OFFICE PRODUCTS	NONMINORITY WOMEN	\$2,016.00	2005	GOODS AND SUPPLIES
16482	LORICK OFFICE PRODUCTS	NONMINORITY WOMEN	\$392.67	2005	GOODS AND SUPPLIES
18365	LORICK OFFICE PRODUCTS	NONMINORITY WOMEN	\$1,750.00	2005	GOODS AND SUPPLIES
14454	LORICK OFFICE PRODUCTS	NONMINORITY WOMEN	\$348.60	2004	GOODS AND SUPPLIES
14482	LORICK OFFICE PRODUCTS	NONMINORITY WOMEN	\$128.74	2004	GOODS AND SUPPLIES
27458	LORICK OFFICE PRODUCTS	NONMINORITY WOMEN	\$77.43	2005	GOODS AND SUPPLIES
14514	LORICK OFFICE PRODUCTS	NONMINORITY WOMEN	\$2,398.78	2004	GOODS AND SUPPLIES
14498	LORICK OFFICE PRODUCTS	NONMINORITY WOMEN	\$434.32	2004	GOODS AND SUPPLIES
22797	LORICK OFFICE PRODUCTS	NONMINORITY WOMEN	\$104.40	2005	GOODS AND SUPPLIES
24848	LORICK OFFICE PRODUCTS	NONMINORITY WOMEN	\$192.61	2005	GOODS AND SUPPLIES
16408	LORICK OFFICE PRODUCTS	NONMINORITY WOMEN	\$194.94	2005	GOODS AND SUPPLIES
22921	LORICK OFFICE PRODUCTS	NONMINORITY WOMEN	\$60.00	2005	GOODS AND SUPPLIES
27614	LORICK OFFICE PRODUCTS	NONMINORITY WOMEN	\$265.27	2005	GOODS AND SUPPLIES
16399	LORICK OFFICE PRODUCTS	NONMINORITY WOMEN	\$1,500.00	2005	GOODS AND SUPPLIES
14397	LORICK OFFICE PRODUCTS	NONMINORITY WOMEN	\$36.21	2004	GOODS AND SUPPLIES
22599	LORICK OFFICE PRODUCTS	NONMINORITY WOMEN	\$500.00	2005	GOODS AND SUPPLIES
20922	LORICK OFFICE PRODUCTS	NONMINORITY WOMEN	\$270.38	2005	GOODS AND SUPPLIES
42435	LOVE CHEVROLET CO		\$2,100.00	2005	GOODS AND SUPPLIES
36006	LOVE CHEVROLET CO		\$5,000.00	2003	GOODS AND SUPPLIES
42414	LOVE CHEVROLET CO		\$2,100.00	2005	GOODS AND SUPPLIES
34873	LOVE CHEVROLET CO		\$20,332.47	2003	GOODS AND SUPPLIES
34844	LOVE CHEVROLET CO		\$12,848.60	2003	GOODS AND SUPPLIES
34835	LOVE CHEVROLET CO		\$12,598.60	2003	GOODS AND SUPPLIES
37089	LOVE CHEVROLET CO		\$12,848.60	2003	GOODS AND SUPPLIES
34818	LOVE CHEVROLET CO		\$60,997.41	2003	GOODS AND SUPPLIES
34824	LOVE CHEVROLET CO		\$20,332.47	2003	GOODS AND SUPPLIES
29723	LOVE CHEVROLET CO		\$5,000.00	2003	GOODS AND SUPPLIES
35838	LOVE CHEVROLET CO		\$14,754.97	2003	GOODS AND SUPPLIES
37081	LOVE CHEVROLET CO		\$62,993.00	2003	GOODS AND SUPPLIES
34820	LOVE CHEVROLET CO		\$20,332.47	2003	GOODS AND SUPPLIES
34833	LOVE CHEVROLET CO		\$12,598.60	2003	GOODS AND SUPPLIES
42042	LOVE CHEVROLET CO		\$2,100.00	2005	GOODS AND SUPPLIES
34832	LOVE CHEVROLET CO		\$25,197.20	2003	GOODS AND SUPPLIES
34831	LOVE CHEVROLET CO		\$12,598.60	2003	GOODS AND SUPPLIES

GOODS AND SERVICES CONTRACTS

Appendix A

PURCHASE ORDER #	VENDOR NAME	ETHNICITY	AWARD AMOUNT	FY	BUSINESS CATEGORY
34834	LOVE CHEVROLET CO		\$12,598.60	2003	GOODS AND SUPPLIES
34829	LOVE CHEVROLET CO		\$12,598.60	2003	GOODS AND SUPPLIES
34828	LOVE CHEVROLET CO		\$70,756.84	2003	GOODS AND SUPPLIES
34826	LOVE CHEVROLET CO		\$12,598.60	2003	GOODS AND SUPPLIES
34825	LOVE CHEVROLET CO		\$20,332.47	2003	GOODS AND SUPPLIES
34819	LOVE CHEVROLET CO		\$14,951.87	2003	GOODS AND SUPPLIES
38792	LOVE CHEVROLET CO		\$5,000.00	2003	GOODS AND SUPPLIES
41029	LOVE CHEVROLET CO		\$16,995.00	2003	GOODS AND SUPPLIES
41032	LOVE CHEVROLET CO		\$14,951.87	2003	GOODS AND SUPPLIES
32166	LOVE CHEVROLET CO		\$5,000.00	2003	GOODS AND SUPPLIES
33826	LOVE CHEVROLET CO		\$5,000.00	2003	GOODS AND SUPPLIES
11496	LOVE CHEVROLET CO		\$11,527.97	2004	GOODS AND SUPPLIES
10452	LOVE CHEVROLET CO		\$948.58	2004	GOODS AND SUPPLIES
12670	LOVE CHEVROLET CO		\$727.82	2004	GOODS AND SUPPLIES
13154	LOVE CHEVROLET CO		\$700.21	2004	GOODS AND SUPPLIES
6404	LOVE CHEVROLET CO		\$12,878.30	2004	GOODS AND SUPPLIES
3478	LOVE CHEVROLET CO		\$4,500.00	2004	GOODS AND SUPPLIES
6402	LOVE CHEVROLET CO		\$25,944.72	2004	GOODS AND SUPPLIES
13485	LOVE CHEVROLET CO		\$278.07	2004	GOODS AND SUPPLIES
11689	LOVE CHEVROLET CO		\$2,100.00	2004	GOODS AND SUPPLIES
13588	LOVE CHEVROLET CO		\$166.90	2004	GOODS AND SUPPLIES
5819	LOVE CHEVROLET CO		\$12,878.30	2004	GOODS AND SUPPLIES
5083	LOVE CHEVROLET CO		\$4,500.00	2004	GOODS AND SUPPLIES
5430	LOVE CHEVROLET CO		\$12,972.36	2004	GOODS AND SUPPLIES
10795	LOVE CHEVROLET CO		\$532.99	2004	GOODS AND SUPPLIES
11520	LOVE CHEVROLET CO		\$4,200.00	2004	GOODS AND SUPPLIES
3837	LOVE CHEVROLET CO		\$4,500.00	2004	GOODS AND SUPPLIES
12871	LOVE CHEVROLET CO		\$61.30	2004	GOODS AND SUPPLIES
11917	LOVE CHEVROLET CO		\$433.41	2004	GOODS AND SUPPLIES
13814	LOVE CHEVROLET CO		\$1,050.00	2004	GOODS AND SUPPLIES
13165	LOVE CHEVROLET CO		\$341.87	2004	GOODS AND SUPPLIES
3745	LOVE CHEVROLET CO		\$26,700.00	2004	GOODS AND SUPPLIES
4381	LOVE CHEVROLET CO		\$25,944.72	2004	GOODS AND SUPPLIES
435	LOVE CHEVROLET CO		\$4,000.00	2004	GOODS AND SUPPLIES

GOODS AND SERVICES CONTRACTS

Appendix A

PURCHASE ORDER #	VENDOR NAME	ETHNICITY	AWARD AMOUNT	FY	BUSINESS CATEGORY
3201	LOVE CHEVROLET CO		\$779.56	2004	GOODS AND SUPPLIES
9578	LOVE CHEVROLET CO		\$11,527.97	2004	GOODS AND SUPPLIES
4359	LOVE CHEVROLET CO		\$15,980.71	2004	GOODS AND SUPPLIES
9583	LOVE CHEVROLET CO		\$4,500.00	2004	GOODS AND SUPPLIES
7393	LOVE CHEVROLET CO		\$4,500.00	2004	GOODS AND SUPPLIES
11200	LOVE CHEVROLET CO		\$686.54	2004	GOODS AND SUPPLIES
13290	LOVE CHEVROLET CO		\$309.94	2004	GOODS AND SUPPLIES
12204	LOVE CHEVROLET CO		\$623.67	2004	GOODS AND SUPPLIES
9234	LOVE CHEVROLET CO		\$10,724.46	2004	GOODS AND SUPPLIES
13263	LOVE CHEVROLET CO		\$171.90	2004	GOODS AND SUPPLIES
21718	LOVE CHEVROLET CO		\$43,800.00	2005	GOODS AND SUPPLIES
21676	LOVE CHEVROLET CO		\$13,045.11	2005	GOODS AND SUPPLIES
20275	LOVE CHEVROLET CO		\$2,100.00	2005	GOODS AND SUPPLIES
21678	LOVE CHEVROLET CO		\$10,900.00	2005	GOODS AND SUPPLIES
24285	LOVE CHEVROLET CO		\$32,700.00	2005	GOODS AND SUPPLIES
21680	LOVE CHEVROLET CO		\$12,197.00	2005	GOODS AND SUPPLIES
21719	LOVE CHEVROLET CO		\$14,600.00	2005	GOODS AND SUPPLIES
21284	LOVE CHEVROLET CO		\$114.44	2005	GOODS AND SUPPLIES
26566	LOVE CHEVROLET CO		\$2,100.00	2005	GOODS AND SUPPLIES
19541	LOVE CHEVROLET CO		\$2,100.00	2005	GOODS AND SUPPLIES
20306	LOVE CHEVROLET CO		\$2,100.00	2005	GOODS AND SUPPLIES
21712	LOVE CHEVROLET CO		\$11,192.00	2005	GOODS AND SUPPLIES
21711	LOVE CHEVROLET CO		\$32,700.00	2005	GOODS AND SUPPLIES
26893	LOVE CHEVROLET CO		\$2,100.00	2005	GOODS AND SUPPLIES
18105	LOVE CHEVROLET CO		\$1,555.20	2005	GOODS AND SUPPLIES
18844	LOVE CHEVROLET CO		\$2,100.00	2005	GOODS AND SUPPLIES
24018	LOVE CHEVROLET CO		\$3,150.00	2005	GOODS AND SUPPLIES
20624	LOVE CHEVROLET CO		\$2,100.00	2005	GOODS AND SUPPLIES
21638	LOVE CHEVROLET CO		\$10,900.00	2005	GOODS AND SUPPLIES
19974	LOVE CHEVROLET CO		\$943.53	2005	GOODS AND SUPPLIES
25137	LOVE CHEVROLET CO		\$2,100.00	2005	GOODS AND SUPPLIES
15322	LOVE CHEVROLET CO		\$945.05	2005	GOODS AND SUPPLIES
25982	LOVE CHEVROLET CO		\$116,988.00	2005	GOODS AND SUPPLIES
15106	LOVE CHEVROLET CO		\$631.58	2005	GOODS AND SUPPLIES

GOODS AND SERVICES CONTRACTS

Appendix A

PURCHASE ORDER #	VENDOR NAME	ETHNICITY	AWARD AMOUNT	FY	BUSINESS CATEGORY
26051	LOVE CHEVROLET CO		\$2,100.00	2005	GOODS AND SUPPLIES
15710	LOVE CHEVROLET CO		\$3,150.00	2005	GOODS AND SUPPLIES
24914	LOVE CHEVROLET CO		\$2,100.00	2005	GOODS AND SUPPLIES
26549	LOVE CHEVROLET CO		\$1,124.67	2005	GOODS AND SUPPLIES
21727	LOVE CHEVROLET CO		\$2,100.00	2005	GOODS AND SUPPLIES
26197	LOVE CHEVROLET CO		\$2,100.00	2005	GOODS AND SUPPLIES
18478	LOVE CHEVROLET CO		\$2,100.00	2005	GOODS AND SUPPLIES
21269	LOVE CHEVROLET CO		\$435.76	2005	GOODS AND SUPPLIES
19470	LOVE CHEVROLET CO		\$64.35	2005	GOODS AND SUPPLIES
14941	LOVE CHEVROLET CO		\$885.10	2005	GOODS AND SUPPLIES
18342	LOVE CHEVROLET CO		\$233.60	2005	GOODS AND SUPPLIES
14602	LOVE CHEVROLET CO		\$2,100.00	2004	GOODS AND SUPPLIES
18324	LOVE CHEVROLET CO		\$674.58	2005	GOODS AND SUPPLIES
22485	LOVE CHEVROLET CO		\$2,100.00	2005	GOODS AND SUPPLIES
16157	LOVE CHEVROLET CO		\$3,000.00	2005	GOODS AND SUPPLIES
16163	LOVE CHEVROLET CO		\$2,100.00	2005	GOODS AND SUPPLIES
33769	LOVELESS & LOVELESS INC	NONMINORITY MALE	\$4,500.00	2003	GOODS AND SUPPLIES
36123	LOVELESS & LOVELESS INC	NONMINORITY MALE	\$3,000.00	2003	GOODS AND SUPPLIES
39940	LOVELESS & LOVELESS INC	NONMINORITY MALE	\$843.93	2003	GOODS AND SUPPLIES
29266	LOVELESS & LOVELESS INC	NONMINORITY MALE	\$4,900.00	2003	GOODS AND SUPPLIES
30585	LOVELESS & LOVELESS INC	NONMINORITY MALE	\$433.13	2003	GOODS AND SUPPLIES
36725	LOVELESS & LOVELESS INC	NONMINORITY MALE	\$1,000.00	2003	GOODS AND SUPPLIES
39636	LOVELESS & LOVELESS INC	NONMINORITY MALE	\$295.84	2003	GOODS AND SUPPLIES
41789	LOVELESS & LOVELESS INC	NONMINORITY MALE	\$1,575.00	2005	GOODS AND SUPPLIES
29242	LOVELESS & LOVELESS INC	NONMINORITY MALE	\$4,900.00	2003	GOODS AND SUPPLIES
41040	LOVELESS & LOVELESS INC	NONMINORITY MALE	\$1,500.00	2003	GOODS AND SUPPLIES
35371	LOVELESS & LOVELESS INC	NONMINORITY MALE	\$311.22	2003	GOODS AND SUPPLIES
37769	LOVELESS & LOVELESS INC	NONMINORITY MALE	\$4,500.00	2003	GOODS AND SUPPLIES
40024	LOVELESS & LOVELESS INC	NONMINORITY MALE	\$3,000.00	2003	GOODS AND SUPPLIES
33866	LOVELESS & LOVELESS INC	NONMINORITY MALE	\$400.00	2003	GOODS AND SUPPLIES
37770	LOVELESS & LOVELESS INC	NONMINORITY MALE	\$2,000.00	2003	GOODS AND SUPPLIES
41041	LOVELESS & LOVELESS INC	NONMINORITY MALE	\$598.50	2003	GOODS AND SUPPLIES
37062	LOVELESS & LOVELESS INC	NONMINORITY MALE	\$145.53	2003	GOODS AND SUPPLIES
41042	LOVELESS & LOVELESS INC	NONMINORITY MALE	\$200.00	2003	GOODS AND SUPPLIES

GOODS AND SERVICES CONTRACTS

Appendix A

PURCHASE ORDER #	VENDOR NAME	ETHNICITY	AWARD AMOUNT	FY	BUSINESS CATEGORY
32363	LOVELESS & LOVELESS INC	NONMINORITY MALE	\$4,000.00	2003	GOODS AND SUPPLIES
36971	LOVELESS & LOVELESS INC	NONMINORITY MALE	\$346.55	2003	GOODS AND SUPPLIES
113	LOVELESS & LOVELESS INC	NONMINORITY MALE	\$3,858.75	2004	GOODS AND SUPPLIES
2494	LOVELESS & LOVELESS INC	NONMINORITY MALE	\$90.04	2004	GOODS AND SUPPLIES
5220	LOVELESS & LOVELESS INC	NONMINORITY MALE	\$1,941.98	2004	GOODS AND SUPPLIES
4630	LOVELESS & LOVELESS INC	NONMINORITY MALE	\$1,941.98	2004	GOODS AND SUPPLIES
10867	LOVELESS & LOVELESS INC	NONMINORITY MALE	\$2,000.00	2004	GOODS AND SUPPLIES
11899	LOVELESS & LOVELESS INC	NONMINORITY MALE	\$1,000.00	2004	GOODS AND SUPPLIES
1497	LOVELESS & LOVELESS INC	NONMINORITY MALE	\$1,018.50	2004	GOODS AND SUPPLIES
10721	LOVELESS & LOVELESS INC	NONMINORITY MALE	\$3,675.00	2004	GOODS AND SUPPLIES
614	LOVELESS & LOVELESS INC	NONMINORITY MALE	\$131.25	2004	GOODS AND SUPPLIES
3106	LOVELESS & LOVELESS INC	NONMINORITY MALE	\$787.50	2004	GOODS AND SUPPLIES
642	LOVELESS & LOVELESS INC	NONMINORITY MALE	\$472.50	2004	GOODS AND SUPPLIES
3506	LOVELESS & LOVELESS INC	NONMINORITY MALE	\$4,900.00	2004	GOODS AND SUPPLIES
10351	LOVELESS & LOVELESS INC	NONMINORITY MALE	\$882.00	2004	GOODS AND SUPPLIES
8237	LOVELESS & LOVELESS INC	NONMINORITY MALE	\$612.15	2004	GOODS AND SUPPLIES
2929	LOVELESS & LOVELESS INC	NONMINORITY MALE	\$1,145.34	2004	GOODS AND SUPPLIES
8602	LOVELESS & LOVELESS INC	NONMINORITY MALE	\$4,725.00	2004	GOODS AND SUPPLIES
3283	LOVELESS & LOVELESS INC	NONMINORITY MALE	\$300.00	2004	GOODS AND SUPPLIES
12251	LOVELESS & LOVELESS INC	NONMINORITY MALE	\$240.00	2004	GOODS AND SUPPLIES
1675	LOVELESS & LOVELESS INC	NONMINORITY MALE	\$450.19	2004	GOODS AND SUPPLIES
138	LOVELESS & LOVELESS INC	NONMINORITY MALE	\$5,292.00	2004	GOODS AND SUPPLIES
4077	LOVELESS & LOVELESS INC	NONMINORITY MALE	\$2,500.00	2004	GOODS AND SUPPLIES
5796	LOVELESS & LOVELESS INC	NONMINORITY MALE	\$336.00	2004	GOODS AND SUPPLIES
9027	LOVELESS & LOVELESS INC	NONMINORITY MALE	\$3,675.00	2004	GOODS AND SUPPLIES
164	LOVELESS & LOVELESS INC	NONMINORITY MALE	\$321.56	2004	GOODS AND SUPPLIES
8015	LOVELESS & LOVELESS INC	NONMINORITY MALE	\$2,000.00	2004	GOODS AND SUPPLIES
10313	LOVELESS & LOVELESS INC	NONMINORITY MALE	\$404.22	2004	GOODS AND SUPPLIES
9518	LOVELESS & LOVELESS INC	NONMINORITY MALE	\$4,500.00	2004	GOODS AND SUPPLIES
6181	LOVELESS & LOVELESS INC	NONMINORITY MALE	\$2,625.00	2004	GOODS AND SUPPLIES
12190	LOVELESS & LOVELESS INC	NONMINORITY MALE	\$4,725.00	2004	GOODS AND SUPPLIES
12662	LOVELESS & LOVELESS INC	NONMINORITY MALE	\$2,625.00	2004	GOODS AND SUPPLIES
84	LOVELESS & LOVELESS INC	NONMINORITY MALE	\$1,286.25	2004	GOODS AND SUPPLIES
9573	LOVELESS & LOVELESS INC	NONMINORITY MALE	\$2,000.00	2004	GOODS AND SUPPLIES

GOODS AND SERVICES CONTRACTS

Appendix A

PURCHASE ORDER #	VENDOR NAME	ETHNICITY	AWARD AMOUNT	FY	BUSINESS CATEGORY
5785	LOVELESS & LOVELESS INC	NONMINORITY MALE	\$2,992.50	2004	GOODS AND SUPPLIES
1824	LOVELESS & LOVELESS INC	NONMINORITY MALE	\$600.00	2004	GOODS AND SUPPLIES
24488	LOVELESS & LOVELESS INC	NONMINORITY MALE	\$6,300.00	2005	GOODS AND SUPPLIES
16087	LOVELESS & LOVELESS INC	NONMINORITY MALE	\$26.25	2005	GOODS AND SUPPLIES
21100	LOVELESS & LOVELESS INC	NONMINORITY MALE	\$3,675.00	2005	GOODS AND SUPPLIES
19120	LOVELESS & LOVELESS INC	NONMINORITY MALE	\$299.25	2005	GOODS AND SUPPLIES
15068	LOVELESS & LOVELESS INC	NONMINORITY MALE	\$6,300.00	2005	GOODS AND SUPPLIES
25993	LOVELESS & LOVELESS INC	NONMINORITY MALE	\$8,400.00	2005	GOODS AND SUPPLIES
20516	LOVELESS & LOVELESS INC	NONMINORITY MALE	\$488.77	2005	GOODS AND SUPPLIES
25337	LOVELESS & LOVELESS INC	NONMINORITY MALE	\$2,625.00	2005	GOODS AND SUPPLIES
17428	LOVELESS & LOVELESS INC	NONMINORITY MALE	\$150.00	2005	GOODS AND SUPPLIES
14043	LOVELESS & LOVELESS INC	NONMINORITY MALE	\$420.00	2004	GOODS AND SUPPLIES
18748	LOVELESS & LOVELESS INC	NONMINORITY MALE	\$30.35	2005	GOODS AND SUPPLIES
18766	LOVELESS & LOVELESS INC	NONMINORITY MALE	\$261.00	2005	GOODS AND SUPPLIES
18459	LOVELESS & LOVELESS INC	NONMINORITY MALE	\$6,300.00	2005	GOODS AND SUPPLIES
15090	LOVELESS & LOVELESS INC	NONMINORITY MALE	\$3,150.00	2005	GOODS AND SUPPLIES
22601	LOVELESS & LOVELESS INC	NONMINORITY MALE	\$4,200.00	2005	GOODS AND SUPPLIES
19196	LOVELESS & LOVELESS INC	NONMINORITY MALE	\$344.40	2005	GOODS AND SUPPLIES
24397	LOVELESS & LOVELESS INC	NONMINORITY MALE	\$1,627.50	2005	GOODS AND SUPPLIES
24844	LOVELESS & LOVELESS INC	NONMINORITY MALE	\$215.25	2005	GOODS AND SUPPLIES
23728	LOVELESS & LOVELESS INC	NONMINORITY MALE	\$2,625.00	2005	GOODS AND SUPPLIES
22737	LOVELESS & LOVELESS INC	NONMINORITY MALE	\$192.94	2005	GOODS AND SUPPLIES
18596	LOVELESS & LOVELESS INC	NONMINORITY MALE	\$3,150.00	2005	GOODS AND SUPPLIES
31815	LOWES OF IRMO		\$74.97	2003	GOODS AND SUPPLIES
32980	LOWES OF NE COLUMBIA		\$44.30	2003	GOODS AND SUPPLIES
31193	LOWES OF NE COLUMBIA		\$28.98	2003	GOODS AND SUPPLIES
31224	LOWES OF NE COLUMBIA		\$182.31	2003	GOODS AND SUPPLIES
29510	LOWES OF NE COLUMBIA		\$158.31	2003	GOODS AND SUPPLIES
29512	LOWES OF NE COLUMBIA		\$178.77	2003	GOODS AND SUPPLIES
30127	LOWES OF NE COLUMBIA		\$36.10	2003	GOODS AND SUPPLIES
32427	LOWES OF NE COLUMBIA		\$48.96	2003	GOODS AND SUPPLIES
31301	LOWES OF NE COLUMBIA		\$57.76	2003	GOODS AND SUPPLIES
32651	LOWES OF NE COLUMBIA		\$55.16	2003	GOODS AND SUPPLIES
33118	LOWES OF NE COLUMBIA		\$642.25	2003	GOODS AND SUPPLIES

GOODS AND SERVICES CONTRACTS

Appendix A

PURCHASE ORDER #	VENDOR NAME	ETHNICITY	AWARD AMOUNT	FY	BUSINESS CATEGORY
29556	LOWES OF NE COLUMBIA		\$279.94	2003	GOODS AND SUPPLIES
34213	LOWES OF NE COLUMBIA		\$344.33	2003	GOODS AND SUPPLIES
33095	LOWES OF NE COLUMBIA		\$3,468.42	2003	GOODS AND SUPPLIES
31622	LOWES OF NE COLUMBIA		\$117.43	2003	GOODS AND SUPPLIES
33005	LOWES OF NE COLUMBIA		\$207.94	2003	GOODS AND SUPPLIES
29514	LOWES OF NE COLUMBIA		\$197.40	2003	GOODS AND SUPPLIES
33205	LOWES OF NE COLUMBIA		\$81.78	2003	GOODS AND SUPPLIES
32472	LOWES OF NE COLUMBIA		\$70.08	2003	GOODS AND SUPPLIES
34669	LOWES OF NE COLUMBIA		\$1,020.73	2003	GOODS AND SUPPLIES
29054	LOWES OF NE COLUMBIA		\$209.08	2003	GOODS AND SUPPLIES
34175	LOWES OF NE COLUMBIA		\$342.51	2003	GOODS AND SUPPLIES
33215	LOWES OF NE COLUMBIA		\$206.63	2003	GOODS AND SUPPLIES
33251	LOWES OF NE COLUMBIA		\$383.22	2003	GOODS AND SUPPLIES
29116	LOWES OF NE COLUMBIA		\$73.35	2003	GOODS AND SUPPLIES
29120	LOWES OF NE COLUMBIA		\$116.81	2003	GOODS AND SUPPLIES
29185	LOWES OF NE COLUMBIA		\$218.30	2003	GOODS AND SUPPLIES
31464	LOWES OF NE COLUMBIA		\$102.75	2003	GOODS AND SUPPLIES
31466	LOWES OF NE COLUMBIA		\$14.52	2003	GOODS AND SUPPLIES
32598	LOWES OF NE COLUMBIA		\$90.52	2003	GOODS AND SUPPLIES
34644	LOWES OF NE COLUMBIA		\$173.10	2003	GOODS AND SUPPLIES
34303	LOWES OF NE COLUMBIA		\$121.00	2003	GOODS AND SUPPLIES
29213	LOWES OF NE COLUMBIA		\$810.46	2003	GOODS AND SUPPLIES
34674	LOWES OF NE COLUMBIA		\$481.85	2003	GOODS AND SUPPLIES
31497	LOWES OF NE COLUMBIA		\$216.77	2003	GOODS AND SUPPLIES
34299	LOWES OF NE COLUMBIA		\$77.70	2003	GOODS AND SUPPLIES
31682	LOWES OF NE COLUMBIA		\$26.19	2003	GOODS AND SUPPLIES
31335	LOWES OF NE COLUMBIA		\$22.87	2003	GOODS AND SUPPLIES
32917	LOWES OF NE COLUMBIA		\$265.67	2003	GOODS AND SUPPLIES
32643	LOWES OF NE COLUMBIA		\$29.92	2003	GOODS AND SUPPLIES
31564	LOWES OF NE COLUMBIA		\$541.80	2003	GOODS AND SUPPLIES
34245	LOWES OF NE COLUMBIA		\$242.26	2003	GOODS AND SUPPLIES
33119	LOWES OF NE COLUMBIA		\$636.27	2003	GOODS AND SUPPLIES
34934	LOWES OF NE COLUMBIA		\$213.27	2003	GOODS AND SUPPLIES
30684	LOWES OF NE COLUMBIA		\$77.44	2003	GOODS AND SUPPLIES

GOODS AND SERVICES CONTRACTS

Appendix A

PURCHASE ORDER #	VENDOR NAME	ETHNICITY	AWARD AMOUNT	FY	BUSINESS CATEGORY
33475	LOWES OF NE COLUMBIA		\$106.71	2003	GOODS AND SUPPLIES
32767	LOWES OF NE COLUMBIA		\$67.31	2003	GOODS AND SUPPLIES
32288	LOWES OF NE COLUMBIA		\$53.48	2003	GOODS AND SUPPLIES
32854	LOWES OF NE COLUMBIA		\$140.00	2003	GOODS AND SUPPLIES
33560	LOWES OF NE COLUMBIA		\$298.03	2003	GOODS AND SUPPLIES
29680	LOWES OF NE COLUMBIA		\$25.99	2003	GOODS AND SUPPLIES
34384	LOWES OF NE COLUMBIA		\$207.63	2003	GOODS AND SUPPLIES
32768	LOWES OF NE COLUMBIA		\$85.73	2003	GOODS AND SUPPLIES
30652	LOWES OF NE COLUMBIA		\$78.20	2003	GOODS AND SUPPLIES
30342	LOWES OF NE COLUMBIA		\$90.95	2003	GOODS AND SUPPLIES
32232	LOWES OF NE COLUMBIA		\$1,011.46	2003	GOODS AND SUPPLIES
32907	LOWES OF NE COLUMBIA		\$175.95	2003	GOODS AND SUPPLIES
30683	LOWES OF NE COLUMBIA		\$70.99	2003	GOODS AND SUPPLIES
32293	LOWES OF NE COLUMBIA		\$1,000.00	2003	GOODS AND SUPPLIES
33512	LOWES OF NE COLUMBIA		\$398.67	2003	GOODS AND SUPPLIES
31831	LOWES OF NE COLUMBIA		\$112.35	2003	GOODS AND SUPPLIES
29799	LOWES OF NE COLUMBIA		\$220.86	2003	GOODS AND SUPPLIES
32187	LOWES OF NE COLUMBIA		\$21.17	2003	GOODS AND SUPPLIES
30922	LOWES OF NE COLUMBIA		\$144.43	2003	GOODS AND SUPPLIES
33549	LOWES OF NE COLUMBIA		\$194.45	2003	GOODS AND SUPPLIES
34453	LOWES OF NE COLUMBIA		\$284.16	2003	GOODS AND SUPPLIES
32083	LOWES OF NE COLUMBIA		\$1,001.91	2003	GOODS AND SUPPLIES
34484	LOWES OF NE COLUMBIA		\$100.53	2003	GOODS AND SUPPLIES
31907	LOWES OF NE COLUMBIA		\$134.65	2003	GOODS AND SUPPLIES
31963	LOWES OF NE COLUMBIA		\$25.40	2003	GOODS AND SUPPLIES
33840	LOWES OF NE COLUMBIA		\$79.95	2003	GOODS AND SUPPLIES
30051	LOWES OF NE COLUMBIA		\$595.51	2003	GOODS AND SUPPLIES
32420	LOWES OF NE COLUMBIA		\$158.88	2003	GOODS AND SUPPLIES
34196	LOWES OF NE COLUMBIA		\$187.01	2003	GOODS AND SUPPLIES
30534	LOWES OF NE COLUMBIA		\$156.45	2003	GOODS AND SUPPLIES
32913	LOWES OF NE COLUMBIA		\$41.79	2003	GOODS AND SUPPLIES
32848	LOWES OF NE COLUMBIA		\$60.19	2003	GOODS AND SUPPLIES
29604	LOWES OF NE COLUMBIA		\$50.43	2003	GOODS AND SUPPLIES
30750	LOWES OF NE COLUMBIA		\$293.03	2003	GOODS AND SUPPLIES

GOODS AND SERVICES CONTRACTS

Appendix A

PURCHASE ORDER #	VENDOR NAME	ETHNICITY	AWARD AMOUNT	FY	BUSINESS CATEGORY
30101	LOWES OF NE COLUMBIA		\$40.93	2003	GOODS AND SUPPLIES
32409	LOWES OF NE COLUMBIA		\$73.46	2003	GOODS AND SUPPLIES
30558	LOWES OF NE COLUMBIA		\$494.33	2003	GOODS AND SUPPLIES
30589	LOWES OF NE COLUMBIA		\$100.63	2003	GOODS AND SUPPLIES
29649	LOWES OF NE COLUMBIA		\$138.72	2003	GOODS AND SUPPLIES
33749	LOWES OF NE COLUMBIA		\$67.91	2003	GOODS AND SUPPLIES
32763	LOWES OF NE COLUMBIA		\$32.15	2003	GOODS AND SUPPLIES
30610	LOWES OF NE COLUMBIA		\$294.43	2003	GOODS AND SUPPLIES
32711	LOWES OF NE COLUMBIA		\$69.53	2003	GOODS AND SUPPLIES
32885	LOWES OF NE COLUMBIA		\$181.35	2003	GOODS AND SUPPLIES
33585	LOWES OF NE COLUMBIA		\$1,228.55	2003	GOODS AND SUPPLIES
33583	LOWES OF NE COLUMBIA		\$143.27	2003	GOODS AND SUPPLIES
32863	LOWES OF NE COLUMBIA		\$655.20	2003	GOODS AND SUPPLIES
30619	LOWES OF NE COLUMBIA		\$47.25	2003	GOODS AND SUPPLIES
32737	LOWES OF NE COLUMBIA		\$430.42	2003	GOODS AND SUPPLIES
34372	LOWES OF NE COLUMBIA		\$2,994.49	2003	GOODS AND SUPPLIES
30029	LOWES OF NE COLUMBIA		\$139.78	2003	GOODS AND SUPPLIES
33778	LOWES OF NE COLUMBIA		\$43.63	2003	GOODS AND SUPPLIES
30479	LOWES OF NE COLUMBIA		\$4,508.88	2003	GOODS AND SUPPLIES
31023	LOWES OF NE COLUMBIA		\$483.13	2003	GOODS AND SUPPLIES
42071	LOWES OF NE COLUMBIA		\$489.61	2005	GOODS AND SUPPLIES
36077	LOWES OF NE COLUMBIA		\$104.74	2003	GOODS AND SUPPLIES
40554	LOWES OF NE COLUMBIA		\$146.97	2003	GOODS AND SUPPLIES
39880	LOWES OF NE COLUMBIA		\$384.32	2003	GOODS AND SUPPLIES
37591	LOWES OF NE COLUMBIA		\$100.55	2003	GOODS AND SUPPLIES
42102	LOWES OF NE COLUMBIA		\$499.10	2005	GOODS AND SUPPLIES
42092	LOWES OF NE COLUMBIA		\$215.86	2005	GOODS AND SUPPLIES
37153	LOWES OF NE COLUMBIA		\$194.78	2003	GOODS AND SUPPLIES
40552	LOWES OF NE COLUMBIA		\$395.57	2003	GOODS AND SUPPLIES
37941	LOWES OF NE COLUMBIA		\$103.95	2003	GOODS AND SUPPLIES
41398	LOWES OF NE COLUMBIA		\$476.44	2005	GOODS AND SUPPLIES
37939	LOWES OF NE COLUMBIA		\$456.92	2003	GOODS AND SUPPLIES
39324	LOWES OF NE COLUMBIA		\$796.85	2003	GOODS AND SUPPLIES
39965	LOWES OF NE COLUMBIA		\$82.09	2003	GOODS AND SUPPLIES

GOODS AND SERVICES CONTRACTS

Appendix A

PURCHASE ORDER #	VENDOR NAME	ETHNICITY	AWARD AMOUNT	FY	BUSINESS CATEGORY
39419	LOWES OF NE COLUMBIA		\$729.75	2003	GOODS AND SUPPLIES
38295	LOWES OF NE COLUMBIA		\$106.39	2003	GOODS AND SUPPLIES
42063	LOWES OF NE COLUMBIA		\$2,000.00	2005	GOODS AND SUPPLIES
38063	LOWES OF NE COLUMBIA		\$135.45	2003	GOODS AND SUPPLIES
42059	LOWES OF NE COLUMBIA		\$526.79	2005	GOODS AND SUPPLIES
39760	LOWES OF NE COLUMBIA		\$56.66	2003	GOODS AND SUPPLIES
42083	LOWES OF NE COLUMBIA		\$206.70	2005	GOODS AND SUPPLIES
37914	LOWES OF NE COLUMBIA		\$156.45	2003	GOODS AND SUPPLIES
39765	LOWES OF NE COLUMBIA		\$12.00	2003	GOODS AND SUPPLIES
38915	LOWES OF NE COLUMBIA		\$94.40	2003	GOODS AND SUPPLIES
38711	LOWES OF NE COLUMBIA		\$75.33	2003	GOODS AND SUPPLIES
36249	LOWES OF NE COLUMBIA		\$286.48	2003	GOODS AND SUPPLIES
36248	LOWES OF NE COLUMBIA		\$103.70	2003	GOODS AND SUPPLIES
38260	LOWES OF NE COLUMBIA		\$13.56	2003	GOODS AND SUPPLIES
35845	LOWES OF NE COLUMBIA		\$145.72	2003	GOODS AND SUPPLIES
35369	LOWES OF NE COLUMBIA		\$114.23	2003	GOODS AND SUPPLIES
37138	LOWES OF NE COLUMBIA		\$343.16	2003	GOODS AND SUPPLIES
37073	LOWES OF NE COLUMBIA		\$79.40	2003	GOODS AND SUPPLIES
41676	LOWES OF NE COLUMBIA		\$246.58	2005	GOODS AND SUPPLIES
37719	LOWES OF NE COLUMBIA		\$38.75	2003	GOODS AND SUPPLIES
41328	LOWES OF NE COLUMBIA		\$704.29	2005	GOODS AND SUPPLIES
36186	LOWES OF NE COLUMBIA		\$178.96	2003	GOODS AND SUPPLIES
42103	LOWES OF NE COLUMBIA		\$301.95	2005	GOODS AND SUPPLIES
37098	LOWES OF NE COLUMBIA		\$744.25	2003	GOODS AND SUPPLIES
37666	LOWES OF NE COLUMBIA		\$904.96	2003	GOODS AND SUPPLIES
37938	LOWES OF NE COLUMBIA		\$50.00	2003	GOODS AND SUPPLIES
37135	LOWES OF NE COLUMBIA		\$133.35	2003	GOODS AND SUPPLIES
38498	LOWES OF NE COLUMBIA		\$233.79	2003	GOODS AND SUPPLIES
38483	LOWES OF NE COLUMBIA		\$203.62	2003	GOODS AND SUPPLIES
36079	LOWES OF NE COLUMBIA		\$328.00	2003	GOODS AND SUPPLIES
36431	LOWES OF NE COLUMBIA		\$63.51	2003	GOODS AND SUPPLIES
38478	LOWES OF NE COLUMBIA		\$38.96	2003	GOODS AND SUPPLIES
35842	LOWES OF NE COLUMBIA		\$205.22	2003	GOODS AND SUPPLIES
35768	LOWES OF NE COLUMBIA		\$290.79	2003	GOODS AND SUPPLIES

GOODS AND SERVICES CONTRACTS

Appendix A

PURCHASE ORDER #	VENDOR NAME	ETHNICITY	AWARD AMOUNT	FY	BUSINESS CATEGORY
40068	LOWES OF NE COLUMBIA		\$36.44	2003	GOODS AND SUPPLIES
35764	LOWES OF NE COLUMBIA		\$1,635.84	2003	GOODS AND SUPPLIES
35762	LOWES OF NE COLUMBIA		\$104.39	2003	GOODS AND SUPPLIES
40282	LOWES OF NE COLUMBIA		\$443.05	2003	GOODS AND SUPPLIES
37446	LOWES OF NE COLUMBIA		\$228.11	2003	GOODS AND SUPPLIES
37532	LOWES OF NE COLUMBIA		\$489.71	2003	GOODS AND SUPPLIES
41885	LOWES OF NE COLUMBIA		\$302.91	2005	GOODS AND SUPPLIES
37442	LOWES OF NE COLUMBIA		\$681.14	2003	GOODS AND SUPPLIES
37379	LOWES OF NE COLUMBIA		\$209.69	2003	GOODS AND SUPPLIES
37407	LOWES OF NE COLUMBIA		\$208.95	2003	GOODS AND SUPPLIES
41876	LOWES OF NE COLUMBIA		\$351.44	2005	GOODS AND SUPPLIES
38493	LOWES OF NE COLUMBIA		\$72.51	2003	GOODS AND SUPPLIES
37436	LOWES OF NE COLUMBIA		\$248.82	2003	GOODS AND SUPPLIES
35706	LOWES OF NE COLUMBIA		\$761.57	2003	GOODS AND SUPPLIES
38816	LOWES OF NE COLUMBIA		\$64.13	2003	GOODS AND SUPPLIES
37239	LOWES OF NE COLUMBIA		\$415.89	2003	GOODS AND SUPPLIES
37953	LOWES OF NE COLUMBIA		\$201.38	2003	GOODS AND SUPPLIES
41683	LOWES OF NE COLUMBIA		\$66.79	2005	GOODS AND SUPPLIES
35973	LOWES OF NE COLUMBIA		\$280.16	2003	GOODS AND SUPPLIES
35509	LOWES OF NE COLUMBIA		\$402.19	2003	GOODS AND SUPPLIES
38885	LOWES OF NE COLUMBIA		\$155.27	2003	GOODS AND SUPPLIES
35950	LOWES OF NE COLUMBIA		\$300.80	2003	GOODS AND SUPPLIES
38316	LOWES OF NE COLUMBIA		\$99.71	2003	GOODS AND SUPPLIES
35931	LOWES OF NE COLUMBIA		\$147.39	2003	GOODS AND SUPPLIES
40279	LOWES OF NE COLUMBIA		\$292.95	2003	GOODS AND SUPPLIES
38586	LOWES OF NE COLUMBIA		\$232.84	2003	GOODS AND SUPPLIES
41318	LOWES OF NE COLUMBIA		\$544.83	2005	GOODS AND SUPPLIES
35843	LOWES OF NE COLUMBIA		\$128.44	2003	GOODS AND SUPPLIES
40011	LOWES OF NE COLUMBIA		\$24.13	2003	GOODS AND SUPPLIES
40015	LOWES OF NE COLUMBIA		\$19.24	2003	GOODS AND SUPPLIES
40327	LOWES OF NE COLUMBIA		\$396.89	2003	GOODS AND SUPPLIES
37999	LOWES OF NE COLUMBIA		\$71.82	2003	GOODS AND SUPPLIES
38439	LOWES OF NE COLUMBIA		\$775.83	2003	GOODS AND SUPPLIES
38747	LOWES OF NE COLUMBIA		\$51.03	2003	GOODS AND SUPPLIES

GOODS AND SERVICES CONTRACTS

Appendix A

PURCHASE ORDER #	VENDOR NAME	ETHNICITY	AWARD AMOUNT	FY	BUSINESS CATEGORY
41968	LOWES OF NE COLUMBIA		\$23.09	2005	GOODS AND SUPPLIES
40435	LOWES OF NE COLUMBIA		\$170.10	2003	GOODS AND SUPPLIES
36473	LOWES OF NE COLUMBIA		\$46.76	2003	GOODS AND SUPPLIES
35151	LOWES OF NE COLUMBIA		\$117.33	2003	GOODS AND SUPPLIES
36929	LOWES OF NE COLUMBIA		\$1,391.25	2003	GOODS AND SUPPLIES
41323	LOWES OF NE COLUMBIA		\$498.75	2005	GOODS AND SUPPLIES
36461	LOWES OF NE COLUMBIA		\$231.86	2003	GOODS AND SUPPLIES
36930	LOWES OF NE COLUMBIA		\$1,662.77	2003	GOODS AND SUPPLIES
36931	LOWES OF NE COLUMBIA		\$1,405.52	2003	GOODS AND SUPPLIES
39599	LOWES OF NE COLUMBIA		\$17.92	2003	GOODS AND SUPPLIES
36938	LOWES OF NE COLUMBIA		\$22.23	2003	GOODS AND SUPPLIES
36918	LOWES OF NE COLUMBIA		\$196.34	2003	GOODS AND SUPPLIES
38704	LOWES OF NE COLUMBIA		\$39.82	2003	GOODS AND SUPPLIES
36679	LOWES OF NE COLUMBIA		\$256.82	2003	GOODS AND SUPPLIES
36329	LOWES OF NE COLUMBIA		\$340.97	2003	GOODS AND SUPPLIES
36328	LOWES OF NE COLUMBIA		\$107.25	2003	GOODS AND SUPPLIES
37785	LOWES OF NE COLUMBIA		\$31.31	2003	GOODS AND SUPPLIES
38666	LOWES OF NE COLUMBIA		\$52.50	2003	GOODS AND SUPPLIES
35141	LOWES OF NE COLUMBIA		\$110.69	2003	GOODS AND SUPPLIES
36932	LOWES OF NE COLUMBIA		\$659.92	2003	GOODS AND SUPPLIES
36832	LOWES OF NE COLUMBIA		\$2,511.62	2003	GOODS AND SUPPLIES
36748	LOWES OF NE COLUMBIA		\$110.60	2003	GOODS AND SUPPLIES
36435	LOWES OF NE COLUMBIA		\$113.80	2003	GOODS AND SUPPLIES
42364	LOWES OF NE COLUMBIA		\$708.75	2005	GOODS AND SUPPLIES
42386	LOWES OF NE COLUMBIA		\$495.72	2005	GOODS AND SUPPLIES
38198	LOWES OF NE COLUMBIA		\$169.16	2003	GOODS AND SUPPLIES
36769	LOWES OF NE COLUMBIA		\$108.71	2003	GOODS AND SUPPLIES
36358	LOWES OF NE COLUMBIA		\$76.48	2003	GOODS AND SUPPLIES
36421	LOWES OF NE COLUMBIA		\$115.38	2003	GOODS AND SUPPLIES
38177	LOWES OF NE COLUMBIA		\$91.31	2003	GOODS AND SUPPLIES
36402	LOWES OF NE COLUMBIA		\$157.87	2003	GOODS AND SUPPLIES
39028	LOWES OF NE COLUMBIA		\$81.90	2003	GOODS AND SUPPLIES
35011	LOWES OF NE COLUMBIA		\$50.57	2003	GOODS AND SUPPLIES
39494	LOWES OF NE COLUMBIA		\$2,076.54	2003	GOODS AND SUPPLIES

GOODS AND SERVICES CONTRACTS

Appendix A

PURCHASE ORDER #	VENDOR NAME	ETHNICITY	AWARD AMOUNT	FY	BUSINESS CATEGORY
36877	LOWES OF NE COLUMBIA		\$239.02	2003	GOODS AND SUPPLIES
35066	LOWES OF NE COLUMBIA		\$28.90	2003	GOODS AND SUPPLIES
37816	LOWES OF NE COLUMBIA		\$25.35	2003	GOODS AND SUPPLIES
39029	LOWES OF NE COLUMBIA		\$144.68	2003	GOODS AND SUPPLIES
38092	LOWES OF NE COLUMBIA		\$89.78	2003	GOODS AND SUPPLIES
38708	LOWES OF NE COLUMBIA		\$61.66	2003	GOODS AND SUPPLIES
36326	LOWES OF NE COLUMBIA		\$312.90	2003	GOODS AND SUPPLIES
39721	LOWES OF NE COLUMBIA		\$61.81	2003	GOODS AND SUPPLIES
39737	LOWES OF NE COLUMBIA		\$473.60	2003	GOODS AND SUPPLIES
42170	LOWES OF NE COLUMBIA		\$368.22	2005	GOODS AND SUPPLIES
38710	LOWES OF NE COLUMBIA		\$115.76	2003	GOODS AND SUPPLIES
36661	LOWES OF NE COLUMBIA		\$31.02	2003	GOODS AND SUPPLIES
36597	LOWES OF NE COLUMBIA		\$288.34	2003	GOODS AND SUPPLIES
42413	LOWES OF NE COLUMBIA		\$328.44	2005	GOODS AND SUPPLIES
39758	LOWES OF NE COLUMBIA		\$166.82	2003	GOODS AND SUPPLIES
39062	LOWES OF NE COLUMBIA		\$68.67	2003	GOODS AND SUPPLIES
39759	LOWES OF NE COLUMBIA		\$328.72	2003	GOODS AND SUPPLIES
36267	LOWES OF NE COLUMBIA		\$28.63	2003	GOODS AND SUPPLIES
38626	LOWES OF NE COLUMBIA		\$256.69	2003	GOODS AND SUPPLIES
42140	LOWES OF NE COLUMBIA		\$167.92	2005	GOODS AND SUPPLIES
36286	LOWES OF NE COLUMBIA		\$56.20	2003	GOODS AND SUPPLIES
38678	LOWES OF NE COLUMBIA		\$47.90	2003	GOODS AND SUPPLIES
35160	LOWES OF NE COLUMBIA		\$72.03	2003	GOODS AND SUPPLIES
35164	LOWES OF NE COLUMBIA		\$28.13	2003	GOODS AND SUPPLIES
35166	LOWES OF NE COLUMBIA		\$266.23	2003	GOODS AND SUPPLIES
35177	LOWES OF NE COLUMBIA		\$59.79	2003	GOODS AND SUPPLIES
38706	LOWES OF NE COLUMBIA		\$153.82	2003	GOODS AND SUPPLIES
39679	LOWES OF NE COLUMBIA		\$187.95	2003	GOODS AND SUPPLIES
37778	LOWES OF NE COLUMBIA		\$20.32	2003	GOODS AND SUPPLIES
41261	LOWES OF NE COLUMBIA		\$300.00	2005	GOODS AND SUPPLIES
37894	LOWES OF NE COLUMBIA		\$1,040.39	2003	GOODS AND SUPPLIES
39206	LOWES OF NE COLUMBIA		\$190.89	2003	GOODS AND SUPPLIES
36673	LOWES OF NE COLUMBIA		\$24.02	2003	GOODS AND SUPPLIES
36301	LOWES OF NE COLUMBIA		\$19.03	2003	GOODS AND SUPPLIES

GOODS AND SERVICES CONTRACTS

Appendix A

PURCHASE ORDER #	VENDOR NAME	ETHNICITY	AWARD AMOUNT	FY	BUSINESS CATEGORY
36993	LOWES OF NE COLUMBIA		\$94.82	2003	GOODS AND SUPPLIES
7863	LOWES OF NE COLUMBIA		\$82.83	2004	GOODS AND SUPPLIES
5106	LOWES OF NE COLUMBIA		\$66.96	2004	GOODS AND SUPPLIES
10911	LOWES OF NE COLUMBIA		\$91.33	2004	GOODS AND SUPPLIES
1821	LOWES OF NE COLUMBIA		\$28.81	2004	GOODS AND SUPPLIES
3891	LOWES OF NE COLUMBIA		\$62.97	2004	GOODS AND SUPPLIES
2851	LOWES OF NE COLUMBIA		\$227.67	2004	GOODS AND SUPPLIES
716	LOWES OF NE COLUMBIA		\$705.60	2004	GOODS AND SUPPLIES
979	LOWES OF NE COLUMBIA		\$159.89	2004	GOODS AND SUPPLIES
12467	LOWES OF NE COLUMBIA		\$426.93	2004	GOODS AND SUPPLIES
1066	LOWES OF NE COLUMBIA		\$307.33	2004	GOODS AND SUPPLIES
3164	LOWES OF NE COLUMBIA		\$125.87	2004	GOODS AND SUPPLIES
2557	LOWES OF NE COLUMBIA		\$1,120.24	2004	GOODS AND SUPPLIES
13819	LOWES OF NE COLUMBIA		\$369.60	2004	GOODS AND SUPPLIES
5104	LOWES OF NE COLUMBIA		\$183.40	2004	GOODS AND SUPPLIES
12085	LOWES OF NE COLUMBIA		\$138.35	2004	GOODS AND SUPPLIES
11865	LOWES OF NE COLUMBIA		\$392.41	2004	GOODS AND SUPPLIES
4622	LOWES OF NE COLUMBIA		\$192.00	2004	GOODS AND SUPPLIES
3439	LOWES OF NE COLUMBIA		\$2,625.00	2004	GOODS AND SUPPLIES
2736	LOWES OF NE COLUMBIA		\$157.50	2004	GOODS AND SUPPLIES
13544	LOWES OF NE COLUMBIA		\$78.75	2004	GOODS AND SUPPLIES
7142	LOWES OF NE COLUMBIA		\$182.53	2004	GOODS AND SUPPLIES
1024	LOWES OF NE COLUMBIA		\$1,157.68	2004	GOODS AND SUPPLIES
6138	LOWES OF NE COLUMBIA		\$175.23	2004	GOODS AND SUPPLIES
1176	LOWES OF NE COLUMBIA		\$114.19	2004	GOODS AND SUPPLIES
885	LOWES OF NE COLUMBIA		\$500.00	2004	GOODS AND SUPPLIES
3471	LOWES OF NE COLUMBIA		\$45.05	2004	GOODS AND SUPPLIES
11880	LOWES OF NE COLUMBIA		\$420.00	2004	GOODS AND SUPPLIES
1175	LOWES OF NE COLUMBIA		\$1,269.44	2004	GOODS AND SUPPLIES
10981	LOWES OF NE COLUMBIA		\$137.10	2004	GOODS AND SUPPLIES
6768	LOWES OF NE COLUMBIA		\$173.10	2004	GOODS AND SUPPLIES
8622	LOWES OF NE COLUMBIA		\$2,489.76	2004	GOODS AND SUPPLIES
4219	LOWES OF NE COLUMBIA		\$134.13	2004	GOODS AND SUPPLIES
3539	LOWES OF NE COLUMBIA		\$241.21	2004	GOODS AND SUPPLIES

GOODS AND SERVICES CONTRACTS

Appendix A

PURCHASE ORDER #	VENDOR NAME	ETHNICITY	AWARD AMOUNT	FY	BUSINESS CATEGORY
470	LOWES OF NE COLUMBIA		\$377.12	2004	GOODS AND SUPPLIES
1065	LOWES OF NE COLUMBIA		\$472.03	2004	GOODS AND SUPPLIES
944	LOWES OF NE COLUMBIA		\$128.10	2004	GOODS AND SUPPLIES
3538	LOWES OF NE COLUMBIA		\$136.50	2004	GOODS AND SUPPLIES
3238	LOWES OF NE COLUMBIA		\$26.25	2004	GOODS AND SUPPLIES
469	LOWES OF NE COLUMBIA		\$441.00	2004	GOODS AND SUPPLIES
468	LOWES OF NE COLUMBIA		\$348.78	2004	GOODS AND SUPPLIES
10552	LOWES OF NE COLUMBIA		\$45.61	2004	GOODS AND SUPPLIES
5450	LOWES OF NE COLUMBIA		\$44.63	2004	GOODS AND SUPPLIES
11871	LOWES OF NE COLUMBIA		\$400.00	2004	GOODS AND SUPPLIES
5908	LOWES OF NE COLUMBIA		\$474.00	2004	GOODS AND SUPPLIES
10545	LOWES OF NE COLUMBIA		\$463.54	2004	GOODS AND SUPPLIES
5445	LOWES OF NE COLUMBIA		\$371.35	2004	GOODS AND SUPPLIES
3725	LOWES OF NE COLUMBIA		\$294.00	2004	GOODS AND SUPPLIES
3537	LOWES OF NE COLUMBIA		\$84.99	2004	GOODS AND SUPPLIES
13873	LOWES OF NE COLUMBIA		\$146.50	2004	GOODS AND SUPPLIES
13545	LOWES OF NE COLUMBIA		\$215.25	2004	GOODS AND SUPPLIES
1407	LOWES OF NE COLUMBIA		\$611.74	2004	GOODS AND SUPPLIES
5419	LOWES OF NE COLUMBIA		\$69.30	2004	GOODS AND SUPPLIES
4237	LOWES OF NE COLUMBIA		\$111.90	2004	GOODS AND SUPPLIES
13399	LOWES OF NE COLUMBIA		\$450.00	2004	GOODS AND SUPPLIES
3573	LOWES OF NE COLUMBIA		\$120.57	2004	GOODS AND SUPPLIES
4311	LOWES OF NE COLUMBIA		\$104.92	2004	GOODS AND SUPPLIES
4541	LOWES OF NE COLUMBIA		\$500.00	2004	GOODS AND SUPPLIES
2545	LOWES OF NE COLUMBIA		\$21.00	2004	GOODS AND SUPPLIES
4309	LOWES OF NE COLUMBIA		\$88.20	2004	GOODS AND SUPPLIES
2391	LOWES OF NE COLUMBIA		\$478.80	2004	GOODS AND SUPPLIES
3672	LOWES OF NE COLUMBIA		\$44.63	2004	GOODS AND SUPPLIES
3686	LOWES OF NE COLUMBIA		\$374.85	2004	GOODS AND SUPPLIES
4559	LOWES OF NE COLUMBIA		\$106.87	2004	GOODS AND SUPPLIES
3687	LOWES OF NE COLUMBIA		\$315.09	2004	GOODS AND SUPPLIES
10996	LOWES OF NE COLUMBIA		\$159.01	2004	GOODS AND SUPPLIES
12786	LOWES OF NE COLUMBIA		\$73.64	2004	GOODS AND SUPPLIES
2811	LOWES OF NE COLUMBIA		\$33.54	2004	GOODS AND SUPPLIES

GOODS AND SERVICES CONTRACTS

Appendix A

PURCHASE ORDER #	VENDOR NAME	ETHNICITY	AWARD AMOUNT	FY	BUSINESS CATEGORY
5101	LOWES OF NE COLUMBIA		\$315.23	2004	GOODS AND SUPPLIES
5483	LOWES OF NE COLUMBIA		\$217.93	2004	GOODS AND SUPPLIES
8500	LOWES OF NE COLUMBIA		\$220.50	2004	GOODS AND SUPPLIES
1606	LOWES OF NE COLUMBIA		\$306.10	2004	GOODS AND SUPPLIES
4733	LOWES OF NE COLUMBIA		\$1,476.37	2004	GOODS AND SUPPLIES
3763	LOWES OF NE COLUMBIA		\$300.00	2004	GOODS AND SUPPLIES
12876	LOWES OF NE COLUMBIA		\$178.16	2004	GOODS AND SUPPLIES
7533	LOWES OF NE COLUMBIA		\$475.00	2004	GOODS AND SUPPLIES
2629	LOWES OF NE COLUMBIA		\$134.95	2004	GOODS AND SUPPLIES
4993	LOWES OF NE COLUMBIA		\$216.30	2004	GOODS AND SUPPLIES
11421	LOWES OF NE COLUMBIA		\$603.92	2004	GOODS AND SUPPLIES
3657	LOWES OF NE COLUMBIA		\$500.00	2004	GOODS AND SUPPLIES
8503	LOWES OF NE COLUMBIA		\$407.40	2004	GOODS AND SUPPLIES
6400	LOWES OF NE COLUMBIA		\$500.00	2004	GOODS AND SUPPLIES
11783	LOWES OF NE COLUMBIA		\$313.00	2004	GOODS AND SUPPLIES
9497	LOWES OF NE COLUMBIA		\$123.90	2004	GOODS AND SUPPLIES
4014	LOWES OF NE COLUMBIA		\$2,500.00	2004	GOODS AND SUPPLIES
3327	LOWES OF NE COLUMBIA		\$700.00	2004	GOODS AND SUPPLIES
1640	LOWES OF NE COLUMBIA		\$89.24	2004	GOODS AND SUPPLIES
9121	LOWES OF NE COLUMBIA		\$83.41	2004	GOODS AND SUPPLIES
6353	LOWES OF NE COLUMBIA		\$120.30	2004	GOODS AND SUPPLIES
10435	LOWES OF NE COLUMBIA		\$106.88	2004	GOODS AND SUPPLIES
2968	LOWES OF NE COLUMBIA		\$94.08	2004	GOODS AND SUPPLIES
11418	LOWES OF NE COLUMBIA		\$1,338.75	2004	GOODS AND SUPPLIES
9181	LOWES OF NE COLUMBIA		\$3,000.00	2004	GOODS AND SUPPLIES
13060	LOWES OF NE COLUMBIA		\$100.86	2004	GOODS AND SUPPLIES
4716	LOWES OF NE COLUMBIA		\$472.50	2004	GOODS AND SUPPLIES
3303	LOWES OF NE COLUMBIA		\$500.00	2004	GOODS AND SUPPLIES
7040	LOWES OF NE COLUMBIA		\$315.00	2004	GOODS AND SUPPLIES
1306	LOWES OF NE COLUMBIA		\$86.42	2004	GOODS AND SUPPLIES
13705	LOWES OF NE COLUMBIA		\$152.30	2004	GOODS AND SUPPLIES
760	LOWES OF NE COLUMBIA		\$1,500.00	2004	GOODS AND SUPPLIES
2395	LOWES OF NE COLUMBIA		\$428.40	2004	GOODS AND SUPPLIES
2106	LOWES OF NE COLUMBIA		\$121.97	2004	GOODS AND SUPPLIES

GOODS AND SERVICES CONTRACTS

Appendix A

PURCHASE ORDER #	VENDOR NAME	ETHNICITY	AWARD AMOUNT	FY	BUSINESS CATEGORY
2635	LOWES OF NE COLUMBIA		\$61.52	2004	GOODS AND SUPPLIES
6436	LOWES OF NE COLUMBIA		\$110.19	2004	GOODS AND SUPPLIES
12514	LOWES OF NE COLUMBIA		\$201.41	2004	GOODS AND SUPPLIES
9905	LOWES OF NE COLUMBIA		\$114.29	2004	GOODS AND SUPPLIES
13696	LOWES OF NE COLUMBIA		\$500.00	2004	GOODS AND SUPPLIES
9572	LOWES OF NE COLUMBIA		\$157.50	2004	GOODS AND SUPPLIES
276	LOWES OF NE COLUMBIA		\$52.46	2004	GOODS AND SUPPLIES
7624	LOWES OF NE COLUMBIA		\$314.85	2004	GOODS AND SUPPLIES
4725	LOWES OF NE COLUMBIA		\$51.66	2004	GOODS AND SUPPLIES
2277	LOWES OF NE COLUMBIA		\$465.98	2004	GOODS AND SUPPLIES
2554	LOWES OF NE COLUMBIA		\$76.37	2004	GOODS AND SUPPLIES
8468	LOWES OF NE COLUMBIA		\$109.00	2004	GOODS AND SUPPLIES
13428	LOWES OF NE COLUMBIA		\$459.91	2004	GOODS AND SUPPLIES
2841	LOWES OF NE COLUMBIA		\$919.60	2004	GOODS AND SUPPLIES
3175	LOWES OF NE COLUMBIA		\$52.42	2004	GOODS AND SUPPLIES
3574	LOWES OF NE COLUMBIA		\$183.52	2004	GOODS AND SUPPLIES
9851	LOWES OF NE COLUMBIA		\$1,339.28	2004	GOODS AND SUPPLIES
9593	LOWES OF NE COLUMBIA		\$498.75	2004	GOODS AND SUPPLIES
7747	LOWES OF NE COLUMBIA		\$60.90	2004	GOODS AND SUPPLIES
5783	LOWES OF NE COLUMBIA		\$61.36	2004	GOODS AND SUPPLIES
10019	LOWES OF NE COLUMBIA		\$525.00	2004	GOODS AND SUPPLIES
8436	LOWES OF NE COLUMBIA		\$783.30	2004	GOODS AND SUPPLIES
1082	LOWES OF NE COLUMBIA		\$20.92	2004	GOODS AND SUPPLIES
7892	LOWES OF NE COLUMBIA		\$250.00	2004	GOODS AND SUPPLIES
10048	LOWES OF NE COLUMBIA		\$256.80	2004	GOODS AND SUPPLIES
5324	LOWES OF NE COLUMBIA		\$31.40	2004	GOODS AND SUPPLIES
10050	LOWES OF NE COLUMBIA		\$34.84	2004	GOODS AND SUPPLIES
12361	LOWES OF NE COLUMBIA		\$20.73	2004	GOODS AND SUPPLIES
2889	LOWES OF NE COLUMBIA		\$67.20	2004	GOODS AND SUPPLIES
1894	LOWES OF NE COLUMBIA		\$30.33	2004	GOODS AND SUPPLIES
3282	LOWES OF NE COLUMBIA		\$282.41	2004	GOODS AND SUPPLIES
6168	LOWES OF NE COLUMBIA		\$3,000.00	2004	GOODS AND SUPPLIES
1318	LOWES OF NE COLUMBIA		\$395.79	2004	GOODS AND SUPPLIES
11398	LOWES OF NE COLUMBIA		\$126.50	2004	GOODS AND SUPPLIES

GOODS AND SERVICES CONTRACTS

Appendix A

PURCHASE ORDER #	VENDOR NAME	ETHNICITY	AWARD AMOUNT	FY	BUSINESS CATEGORY
10386	LOWES OF NE COLUMBIA		\$1,000.00	2004	GOODS AND SUPPLIES
281	LOWES OF NE COLUMBIA		\$493.61	2004	GOODS AND SUPPLIES
13084	LOWES OF NE COLUMBIA		\$44.04	2004	GOODS AND SUPPLIES
870	LOWES OF NE COLUMBIA		\$1,250.00	2004	GOODS AND SUPPLIES
10475	LOWES OF NE COLUMBIA		\$257.90	2004	GOODS AND SUPPLIES
2966	LOWES OF NE COLUMBIA		\$405.47	2004	GOODS AND SUPPLIES
2738	LOWES OF NE COLUMBIA		\$489.30	2004	GOODS AND SUPPLIES
1899	LOWES OF NE COLUMBIA		\$723.25	2004	GOODS AND SUPPLIES
10480	LOWES OF NE COLUMBIA		\$42.35	2004	GOODS AND SUPPLIES
8701	LOWES OF NE COLUMBIA		\$1,365.00	2004	GOODS AND SUPPLIES
8703	LOWES OF NE COLUMBIA		\$26.13	2004	GOODS AND SUPPLIES
3749	LOWES OF NE COLUMBIA		\$60.04	2004	GOODS AND SUPPLIES
1850	LOWES OF NE COLUMBIA		\$102.65	2004	GOODS AND SUPPLIES
9968	LOWES OF NE COLUMBIA		\$73.46	2004	GOODS AND SUPPLIES
58	LOWES OF NE COLUMBIA		\$501.90	2004	GOODS AND SUPPLIES
9976	LOWES OF NE COLUMBIA		\$46.62	2004	GOODS AND SUPPLIES
4798	LOWES OF NE COLUMBIA		\$1,000.00	2004	GOODS AND SUPPLIES
10481	LOWES OF NE COLUMBIA		\$416.85	2004	GOODS AND SUPPLIES
121	LOWES OF NE COLUMBIA		\$270.00	2004	GOODS AND SUPPLIES
3782	LOWES OF NE COLUMBIA		\$88.00	2004	GOODS AND SUPPLIES
13787	LOWES OF NE COLUMBIA		\$312.90	2004	GOODS AND SUPPLIES
7153	LOWES OF NE COLUMBIA		\$1,000.00	2004	GOODS AND SUPPLIES
2285	LOWES OF NE COLUMBIA		\$469.35	2004	GOODS AND SUPPLIES
7706	LOWES OF NE COLUMBIA		\$195.85	2004	GOODS AND SUPPLIES
2284	LOWES OF NE COLUMBIA		\$458.86	2004	GOODS AND SUPPLIES
14797	LOWES OF NE COLUMBIA		\$645.60	2004	GOODS AND SUPPLIES
16213	LOWES OF NE COLUMBIA		\$270.38	2005	GOODS AND SUPPLIES
14376	LOWES OF NE COLUMBIA		\$1,500.00	2004	GOODS AND SUPPLIES
15187	LOWES OF NE COLUMBIA		\$157.15	2005	GOODS AND SUPPLIES
15180	LOWES OF NE COLUMBIA		\$2,655.79	2005	GOODS AND SUPPLIES
14279	LOWES OF NE COLUMBIA		\$498.75	2004	GOODS AND SUPPLIES
16215	LOWES OF NE COLUMBIA		\$216.01	2005	GOODS AND SUPPLIES
17743	LOWES OF NE COLUMBIA		\$84.00	2005	GOODS AND SUPPLIES
15532	LOWES OF NE COLUMBIA		\$1,200.00	2005	GOODS AND SUPPLIES

GOODS AND SERVICES CONTRACTS

Appendix A

PURCHASE ORDER #	VENDOR NAME	ETHNICITY	AWARD AMOUNT	FY	BUSINESS CATEGORY
14817	LOWES OF NE COLUMBIA		\$188.97	2005	GOODS AND SUPPLIES
19060	LOWES OF NE COLUMBIA		\$165.90	2005	GOODS AND SUPPLIES
16204	LOWES OF NE COLUMBIA		\$2,500.00	2005	GOODS AND SUPPLIES
20038	LOWES OF NE COLUMBIA		\$828.04	2005	GOODS AND SUPPLIES
16187	LOWES OF NE COLUMBIA		\$190.01	2005	GOODS AND SUPPLIES
20042	LOWES OF NE COLUMBIA		\$732.90	2005	GOODS AND SUPPLIES
15429	LOWES OF NE COLUMBIA		\$1,200.00	2005	GOODS AND SUPPLIES
17524	LOWES OF NE COLUMBIA		\$359.10	2005	GOODS AND SUPPLIES
18231	LOWES OF NE COLUMBIA		\$123.00	2005	GOODS AND SUPPLIES
20097	LOWES OF NE COLUMBIA		\$49.23	2005	GOODS AND SUPPLIES
17517	LOWES OF NE COLUMBIA		\$300.00	2005	GOODS AND SUPPLIES
14789	LOWES OF NE COLUMBIA		\$1,331.96	2005	GOODS AND SUPPLIES
16082	LOWES OF NE COLUMBIA		\$84.00	2005	GOODS AND SUPPLIES
15454	LOWES OF NE COLUMBIA		\$1,500.00	2005	GOODS AND SUPPLIES
18870	LOWES OF NE COLUMBIA		\$36.00	2005	GOODS AND SUPPLIES
18432	LOWES OF NE COLUMBIA		\$45.15	2005	GOODS AND SUPPLIES
18439	LOWES OF NE COLUMBIA		\$135.45	2005	GOODS AND SUPPLIES
19409	LOWES OF NE COLUMBIA		\$314.45	2005	GOODS AND SUPPLIES
19810	LOWES OF NE COLUMBIA		\$67.03	2005	GOODS AND SUPPLIES
14291	LOWES OF NE COLUMBIA		\$498.75	2004	GOODS AND SUPPLIES
17759	LOWES OF NE COLUMBIA		\$498.75	2005	GOODS AND SUPPLIES
15723	LOWES OF NE COLUMBIA		\$39.90	2005	GOODS AND SUPPLIES
16972	LOWES OF NE COLUMBIA		\$67.08	2005	GOODS AND SUPPLIES
17195	LOWES OF NE COLUMBIA		\$23.52	2005	GOODS AND SUPPLIES
17979	LOWES OF NE COLUMBIA		\$802.48	2005	GOODS AND SUPPLIES
14553	LOWES OF NE COLUMBIA		\$1,358.35	2004	GOODS AND SUPPLIES
15050	LOWES OF NE COLUMBIA		\$525.00	2005	GOODS AND SUPPLIES
17238	LOWES OF NE COLUMBIA		\$471.98	2005	GOODS AND SUPPLIES
15305	LOWES OF NE COLUMBIA		\$3,000.00	2005	GOODS AND SUPPLIES
19660	LOWES OF NE COLUMBIA		\$1,048.95	2005	GOODS AND SUPPLIES
19757	LOWES OF NE COLUMBIA		\$83.92	2005	GOODS AND SUPPLIES
17920	LOWES OF NE COLUMBIA		\$159.93	2005	GOODS AND SUPPLIES
19911	LOWES OF NE COLUMBIA		\$525.00	2005	GOODS AND SUPPLIES
18688	LOWES OF NE COLUMBIA		\$402.73	2005	GOODS AND SUPPLIES

GOODS AND SERVICES CONTRACTS

Appendix A

PURCHASE ORDER #	VENDOR NAME	ETHNICITY	AWARD AMOUNT	FY	BUSINESS CATEGORY
17936	LOWES OF NE COLUMBIA		\$69.00	2005	GOODS AND SUPPLIES
14497	LOWES OF NE COLUMBIA		\$270.90	2004	GOODS AND SUPPLIES
19531	LOWES OF NE COLUMBIA		\$498.75	2005	GOODS AND SUPPLIES
17210	LOWES OF NE COLUMBIA		\$428.00	2005	GOODS AND SUPPLIES
17953	LOWES OF NE COLUMBIA		\$226.00	2005	GOODS AND SUPPLIES
16020	LOWES OF NE COLUMBIA		\$73.00	2005	GOODS AND SUPPLIES
18016	LOWES OF NE COLUMBIA		\$2,000.00	2005	GOODS AND SUPPLIES
15135	LOWES OF NE COLUMBIA		\$114.45	2005	GOODS AND SUPPLIES
19602	LOWES OF NE COLUMBIA		\$36.16	2005	GOODS AND SUPPLIES
19313	LOWES OF NE COLUMBIA		\$136.40	2005	GOODS AND SUPPLIES
15124	LOWES OF NE COLUMBIA		\$70.78	2005	GOODS AND SUPPLIES
17758	LOWES OF NE COLUMBIA		\$422.10	2005	GOODS AND SUPPLIES
18088	LOWES OF NE COLUMBIA		\$250.00	2005	GOODS AND SUPPLIES
17056	LOWES OF NE COLUMBIA		\$92.96	2005	GOODS AND SUPPLIES
17000	LOWES OF NE COLUMBIA		\$1,000.00	2005	GOODS AND SUPPLIES
15722	LOWES OF NE COLUMBIA		\$272.67	2005	GOODS AND SUPPLIES
16464	LOWES OF NE COLUMBIA		\$808.64	2005	GOODS AND SUPPLIES
20007	LOWES OF NE COLUMBIA		\$498.75	2005	GOODS AND SUPPLIES
16038	LOWES OF NE COLUMBIA		\$73.49	2005	GOODS AND SUPPLIES
18735	LOWES OF NE COLUMBIA		\$57.95	2005	GOODS AND SUPPLIES
17850	LOWES OF NE COLUMBIA		\$357.00	2005	GOODS AND SUPPLIES
18732	LOWES OF NE COLUMBIA		\$24.98	2005	GOODS AND SUPPLIES
17265	LOWES OF NE COLUMBIA		\$123.90	2005	GOODS AND SUPPLIES
19281	LOWES OF NE COLUMBIA		\$1,000.00	2005	GOODS AND SUPPLIES
19101	LOWES OF NE COLUMBIA		\$125.91	2005	GOODS AND SUPPLIES
15089	LOWES OF NE COLUMBIA		\$22.84	2005	GOODS AND SUPPLIES
17379	LOWES OF NE COLUMBIA		\$3,000.00	2005	GOODS AND SUPPLIES
21236	LOWES OF NE COLUMBIA		\$200.00	2005	GOODS AND SUPPLIES
21415	LOWES OF NE COLUMBIA		\$111.30	2005	GOODS AND SUPPLIES
26490	LOWES OF NE COLUMBIA		\$94.61	2005	GOODS AND SUPPLIES
24197	LOWES OF NE COLUMBIA		\$938.20	2005	GOODS AND SUPPLIES
24263	LOWES OF NE COLUMBIA		\$48.00	2005	GOODS AND SUPPLIES
23677	LOWES OF NE COLUMBIA		\$900.00	2005	GOODS AND SUPPLIES
23847	LOWES OF NE COLUMBIA		\$75.00	2005	GOODS AND SUPPLIES

GOODS AND SERVICES CONTRACTS

PURCHASE ORDER #	VENDOR NAME	ETHNICITY	AWARD AMOUNT	FY	BUSINESS CATEGORY
26531	LOWES OF NE COLUMBIA		\$99.13	2005	GOODS AND SUPPLIES
26543	LOWES OF NE COLUMBIA		\$14.66	2005	GOODS AND SUPPLIES
21702	LOWES OF NE COLUMBIA		\$115.50	2005	GOODS AND SUPPLIES
25769	LOWES OF NE COLUMBIA		\$136.50	2005	GOODS AND SUPPLIES
25996	LOWES OF NE COLUMBIA		\$111.37	2005	GOODS AND SUPPLIES
21234	LOWES OF NE COLUMBIA		\$312.90	2005	GOODS AND SUPPLIES
22075	LOWES OF NE COLUMBIA		\$41.87	2005	GOODS AND SUPPLIES
23505	LOWES OF NE COLUMBIA		\$104.37	2005	GOODS AND SUPPLIES
20487	LOWES OF NE COLUMBIA		\$70.98	2005	GOODS AND SUPPLIES
25429	LOWES OF NE COLUMBIA		\$49.35	2005	GOODS AND SUPPLIES
24456	LOWES OF NE COLUMBIA		\$525.00	2005	GOODS AND SUPPLIES
25428	LOWES OF NE COLUMBIA		\$47.11	2005	GOODS AND SUPPLIES
28258	LOWES OF NE COLUMBIA		\$68.30	2003	GOODS AND SUPPLIES
24813	LOWES OF NE COLUMBIA		\$350.00	2005	GOODS AND SUPPLIES
25427	LOWES OF NE COLUMBIA		\$31.45	2005	GOODS AND SUPPLIES
25426	LOWES OF NE COLUMBIA		\$245.45	2005	GOODS AND SUPPLIES
20733	LOWES OF NE COLUMBIA		\$42.00	2005	GOODS AND SUPPLIES
21615	LOWES OF NE COLUMBIA		\$68.10	2005	GOODS AND SUPPLIES
24721	LOWES OF NE COLUMBIA		\$156.70	2005	GOODS AND SUPPLIES
26443	LOWES OF NE COLUMBIA		\$233.92	2005	GOODS AND SUPPLIES
25560	LOWES OF NE COLUMBIA		\$472.50	2005	GOODS AND SUPPLIES
25532	LOWES OF NE COLUMBIA		\$39.90	2005	GOODS AND SUPPLIES
23518	LOWES OF NE COLUMBIA		\$245.70	2005	GOODS AND SUPPLIES
22495	LOWES OF NE COLUMBIA		\$500.00	2005	GOODS AND SUPPLIES
28530	LOWES OF NE COLUMBIA		\$30.39	2003	GOODS AND SUPPLIES
28817	LOWES OF NE COLUMBIA		\$668.31	2003	GOODS AND SUPPLIES
28997	LOWES OF NE COLUMBIA		\$932.88	2003	GOODS AND SUPPLIES
21124	LOWES OF NE COLUMBIA		\$313.46	2005	GOODS AND SUPPLIES
24410	LOWES OF NE COLUMBIA		\$35.52	2005	GOODS AND SUPPLIES
13955	LOWES OF NE COLUMBIA		\$246.67	2004	GOODS AND SUPPLIES
25692	LOWES OF NE COLUMBIA		\$1,750.00	2005	GOODS AND SUPPLIES
23786	LOWES OF NE COLUMBIA		\$195.81	2005	GOODS AND SUPPLIES
25842	LOWES OF NE COLUMBIA		\$1,551.95	2005	GOODS AND SUPPLIES
26448	LOWES OF NE COLUMBIA		\$500.00	2005	GOODS AND SUPPLIES

GOODS AND SERVICES CONTRACTS

Appendix A

PURCHASE ORDER #	VENDOR NAME	ETHNICITY	AWARD AMOUNT	FY	BUSINESS CATEGORY
20745	LOWES OF NE COLUMBIA		\$3,000.00	2005	GOODS AND SUPPLIES
26453	LOWES OF NE COLUMBIA		\$498.75	2005	GOODS AND SUPPLIES
22377	LOWES OF NE COLUMBIA		\$1,000.00	2005	GOODS AND SUPPLIES
22901	LOWES OF NE COLUMBIA		\$167.12	2005	GOODS AND SUPPLIES
20331	LOWES OF NE COLUMBIA		\$39.73	2005	GOODS AND SUPPLIES
22222	LOWES OF NE COLUMBIA		\$62.86	2005	GOODS AND SUPPLIES
20781	LOWES OF NE COLUMBIA		\$42.00	2005	GOODS AND SUPPLIES
22073	LOWES OF NE COLUMBIA		\$200.00	2005	GOODS AND SUPPLIES
23517	LOWES OF NE COLUMBIA		\$210.00	2005	GOODS AND SUPPLIES
24167	LOWES OF NE COLUMBIA		\$2,000.00	2005	GOODS AND SUPPLIES
27624	LOWES OF NE COLUMBIA		\$287.57	2005	GOODS AND SUPPLIES
27084	LOWES OF NE COLUMBIA		\$230.00	2005	GOODS AND SUPPLIES
26968	LOWES OF NE COLUMBIA		\$98.47	2005	GOODS AND SUPPLIES
20261	LOWES OF NE COLUMBIA		\$718.40	2005	GOODS AND SUPPLIES
21522	LOWES OF NE COLUMBIA		\$993.51	2005	GOODS AND SUPPLIES
20208	LOWES OF NE COLUMBIA		\$255.67	2005	GOODS AND SUPPLIES
23214	LOWES OF NE COLUMBIA		\$21.91	2005	GOODS AND SUPPLIES
27041	LOWES OF NE COLUMBIA		\$300.00	2005	GOODS AND SUPPLIES
20166	LOWES OF NE COLUMBIA		\$476.70	2005	GOODS AND SUPPLIES
23547	LOWES OF NE COLUMBIA		\$4,300.00	2005	GOODS AND SUPPLIES
25961	LOWES OF NE COLUMBIA		\$420.00	2005	GOODS AND SUPPLIES
26035	LOWES OF NE COLUMBIA		\$478.70	2005	GOODS AND SUPPLIES
25844	LOWES OF NE COLUMBIA		\$506.78	2005	GOODS AND SUPPLIES
24493	LOWES OF NE COLUMBIA		\$700.35	2005	GOODS AND SUPPLIES
26955	LOWES OF NE COLUMBIA		\$142.72	2005	GOODS AND SUPPLIES
27096	LOWES OF NE COLUMBIA		\$2,000.00	2005	GOODS AND SUPPLIES
23219	LOWES OF NE COLUMBIA		\$36.75	2005	GOODS AND SUPPLIES
22779	LOWES OF NE COLUMBIA		\$146.83	2005	GOODS AND SUPPLIES
21950	LOWES OF NE COLUMBIA		\$445.20	2005	GOODS AND SUPPLIES
20607	LOWES OF NE COLUMBIA		\$525.00	2005	GOODS AND SUPPLIES
20943	LOWES OF NE COLUMBIA		\$17.62	2005	GOODS AND SUPPLIES
22739	LOWES OF NE COLUMBIA		\$404.15	2005	GOODS AND SUPPLIES
28120	LOWES OF NE COLUMBIA		\$99.75	2003	GOODS AND SUPPLIES
23259	LOWES OF NE COLUMBIA		\$50.40	2005	GOODS AND SUPPLIES

GOODS AND SERVICES CONTRACTS

Appendix A

PURCHASE ORDER #	VENDOR NAME	ETHNICITY	AWARD AMOUNT	FY	BUSINESS CATEGORY
22240	LOWES OF NE COLUMBIA		\$1,000.00	2005	GOODS AND SUPPLIES
26031	LOWES OF NE COLUMBIA		\$428.47	2005	GOODS AND SUPPLIES
22298	LOWES OF NE COLUMBIA		\$45.15	2005	GOODS AND SUPPLIES
25097	LOWES OF NE COLUMBIA		\$100.00	2005	GOODS AND SUPPLIES
26138	LOWES OF NE COLUMBIA		\$500.00	2005	GOODS AND SUPPLIES
21119	LOWES OF NE COLUMBIA		\$3,000.00	2005	GOODS AND SUPPLIES
22300	LOWES OF NE COLUMBIA		\$115.27	2005	GOODS AND SUPPLIES
24411	LOWES OF NE COLUMBIA		\$128.84	2005	GOODS AND SUPPLIES
24460	LOWES OF NE COLUMBIA		\$250.00	2005	GOODS AND SUPPLIES
25355	LOWES OF NE COLUMBIA		\$498.75	2005	GOODS AND SUPPLIES
20730	LOWES OF NE COLUMBIA		\$400.00	2005	GOODS AND SUPPLIES
22242	LOWES OF NE COLUMBIA		\$72.14	2005	GOODS AND SUPPLIES
23137	LOWES OF NE COLUMBIA		\$1,000.00	2005	GOODS AND SUPPLIES
20890	LOWES OF NE COLUMBIA		\$849.62	2005	GOODS AND SUPPLIES
22285	LOWES OF NE COLUMBIA		\$430.00	2005	GOODS AND SUPPLIES
23963	LOWES OF NE COLUMBIA		\$185.57	2005	GOODS AND SUPPLIES
28101	LOWES OF NE COLUMBIA		\$26.21	2003	GOODS AND SUPPLIES
24409	LOWES OF NE COLUMBIA		\$280.04	2005	GOODS AND SUPPLIES
22243	LOWES OF NE COLUMBIA		\$57.46	2005	GOODS AND SUPPLIES
20904	LOWES OF NE COLUMBIA		\$83.97	2005	GOODS AND SUPPLIES
26903	LOWES OF NE COLUMBIA		\$355.57	2005	GOODS AND SUPPLIES
26806	LOWES OF NE COLUMBIA		\$708.75	2005	GOODS AND SUPPLIES
20212	LOWES OF NE COLUMBIA		\$255.67	2005	GOODS AND SUPPLIES
32368	LOXCREEN CO INC		\$32.76	2003	GOODS AND SUPPLIES
35428	LOXCREEN CO INC		\$281.99	2003	GOODS AND SUPPLIES
29740	LOXCREEN CO INC		\$300.34	2003	GOODS AND SUPPLIES
12579	LOXCREEN CO INC		\$144.90	2004	GOODS AND SUPPLIES
10264	LOXCREEN CO INC		\$105.33	2004	GOODS AND SUPPLIES
13006	LOXCREEN CO INC		\$514.50	2004	GOODS AND SUPPLIES
13348	LOXCREEN CO INC		\$417.90	2004	GOODS AND SUPPLIES
12487	LOXCREEN CO INC		\$133.56	2004	GOODS AND SUPPLIES
9979	LOXCREEN CO INC		\$138.60	2004	GOODS AND SUPPLIES
14266	LOXCREEN CO INC		\$109.41	2004	GOODS AND SUPPLIES
24575	LOXCREEN CO INC		\$53.55	2005	GOODS AND SUPPLIES

GOODS AND SERVICES CONTRACTS

Appendix A

PURCHASE ORDER #	VENDOR NAME	ETHNICITY	AWARD AMOUNT	FY	BUSINESS CATEGORY
11101	LUMEC INC		\$147,000.00	2004	GOODS AND SUPPLIES
6867	LUMEC INC		\$12,915.00	2004	GOODS AND SUPPLIES
5658	M D S MATRX CO		\$22.05	2004	GOODS AND SUPPLIES
7734	M D S MATRX CO		\$525.63	2004	GOODS AND SUPPLIES
9916	M D S MATRX CO		\$73.50	2004	GOODS AND SUPPLIES
8788	M D S MATRX CO		\$892.50	2004	GOODS AND SUPPLIES
9706	M D S MATRX CO		\$3,690.00	2004	GOODS AND SUPPLIES
13074	M D S MATRX CO		\$16,251.90	2004	GOODS AND SUPPLIES
5222	M D S MATRX CO		\$1,313.55	2004	GOODS AND SUPPLIES
9159	M D S MATRX CO		\$500.00	2004	GOODS AND SUPPLIES
10827	M D S MATRX CO		\$6,643.61	2004	GOODS AND SUPPLIES
7470	M D S MATRX CO		\$258.52	2004	GOODS AND SUPPLIES
5277	M D S MATRX CO		\$861.00	2004	GOODS AND SUPPLIES
2644	M D S MATRX CO		\$3,402.00	2004	GOODS AND SUPPLIES
9705	M D S MATRX CO		\$578.29	2004	GOODS AND SUPPLIES
13398	M D S MATRX CO		\$58.80	2004	GOODS AND SUPPLIES
2645	M D S MATRX CO		\$1,881.35	2004	GOODS AND SUPPLIES
7945	M D S MATRX CO		\$491.20	2004	GOODS AND SUPPLIES
20539	M D S MATRX CO		\$1,213.80	2005	GOODS AND SUPPLIES
21481	M D S MATRX CO		\$105.00	2005	GOODS AND SUPPLIES
27613	M D S MATRX CO		\$3,706.51	2005	GOODS AND SUPPLIES
16746	M D S MATRX CO		\$5,336.44	2005	GOODS AND SUPPLIES
24824	M D S MATRX CO		\$3,147.15	2005	GOODS AND SUPPLIES
25966	M D S MATRX CO		\$62,139.00	2005	GOODS AND SUPPLIES
14004	M D S MATRX CO		\$1,663.20	2004	GOODS AND SUPPLIES
20079	M D S MATRX CO		\$1,890.00	2005	GOODS AND SUPPLIES
19354	M D S MATRX CO		\$2,990.00	2005	GOODS AND SUPPLIES
27320	M D S MATRX CO		\$40.32	2005	GOODS AND SUPPLIES
25168	M D S MATRX CO		\$272.60	2005	GOODS AND SUPPLIES
41303	M D TECHNOLOGIES	AFRICAN AMERICAN	\$858.60	2005	GOODS AND SUPPLIES
41281	M D TECHNOLOGIES	AFRICAN AMERICAN	\$251.99	2005	GOODS AND SUPPLIES
41692	M D TECHNOLOGIES	AFRICAN AMERICAN	\$84.79	2005	GOODS AND SUPPLIES
12462	M D TECHNOLOGIES	AFRICAN AMERICAN	\$126.00	2004	GOODS AND SUPPLIES
6818	M D TECHNOLOGIES	AFRICAN AMERICAN	\$540.75	2004	GOODS AND SUPPLIES

GOODS AND SERVICES CONTRACTS

Appendix A

PURCHASE ORDER #	VENDOR NAME	ETHNICITY	AWARD AMOUNT	FY	BUSINESS CATEGORY
9729	M D TECHNOLOGIES	AFRICAN AMERICAN	\$289.00	2004	GOODS AND SUPPLIES
18210	M D TECHNOLOGIES	AFRICAN AMERICAN	\$1,479.85	2005	GOODS AND SUPPLIES
17441	M D TECHNOLOGIES	AFRICAN AMERICAN	\$3,953.92	2005	GOODS AND SUPPLIES
26498	M D TECHNOLOGIES	AFRICAN AMERICAN	\$84.79	2005	GOODS AND SUPPLIES
24756	M D TECHNOLOGIES	AFRICAN AMERICAN	\$1,029.00	2005	GOODS AND SUPPLIES
18272	M D TECHNOLOGIES	AFRICAN AMERICAN	\$160.00	2005	GOODS AND SUPPLIES
34243	M L CORLEY & SON INC		\$107.55	2003	GOODS AND SUPPLIES
35545	M L CORLEY & SON INC		\$441.00	2003	GOODS AND SUPPLIES
33803	M L CORLEY & SON INC		\$71.32	2003	GOODS AND SUPPLIES
35896	M L CORLEY & SON INC		\$209.48	2003	GOODS AND SUPPLIES
8054	M L CORLEY & SON INC		\$463.00	2004	GOODS AND SUPPLIES
13181	M L CORLEY & SON INC		\$63.84	2004	GOODS AND SUPPLIES
11710	M L CORLEY & SON INC		\$27.30	2004	GOODS AND SUPPLIES
26722	M L CORLEY & SON INC		\$142.04	2005	GOODS AND SUPPLIES
26404	M L CORLEY & SON INC		\$500.17	2005	GOODS AND SUPPLIES
13149	MAC PAPERS INC		\$232.21	2004	GOODS AND SUPPLIES
31179	MADISON ALEXANDER CUSTOM FRAMING		\$153.37	2003	GOODS AND SUPPLIES
4888	MADISON ALEXANDER CUSTOM FRAMING		\$68.25	2004	GOODS AND SUPPLIES
39541	MAGNETO & ELECTRIC SERVICE		\$117.09	2003	GOODS AND SUPPLIES
29728	MAGNETO & ELECTRIC SERVICE		\$1,991.71	2003	GOODS AND SUPPLIES
40178	MAGNETO & ELECTRIC SERVICE		\$292.27	2003	GOODS AND SUPPLIES
39195	MAGNETO & ELECTRIC SERVICE		\$34.35	2003	GOODS AND SUPPLIES
42371	MAGNETO & ELECTRIC SERVICE		\$24.89	2005	GOODS AND SUPPLIES
41689	MAGNETO & ELECTRIC SERVICE		\$77.59	2005	GOODS AND SUPPLIES
34273	MAGNETO & ELECTRIC SERVICE		\$1,452.50	2003	GOODS AND SUPPLIES
29214	MAGNETO & ELECTRIC SERVICE		\$33.00	2003	GOODS AND SUPPLIES
33546	MAGNETO & ELECTRIC SERVICE		\$264.60	2003	GOODS AND SUPPLIES
42202	MAGNETO & ELECTRIC SERVICE		\$260.16	2005	GOODS AND SUPPLIES
29428	MAGNETO & ELECTRIC SERVICE		\$126.82	2003	GOODS AND SUPPLIES
3473	MAGNETO & ELECTRIC SERVICE		\$700.00	2004	GOODS AND SUPPLIES
2036	MAGNETO & ELECTRIC SERVICE		\$128.18	2004	GOODS AND SUPPLIES
459	MAGNETO & ELECTRIC SERVICE		\$2,000.00	2004	GOODS AND SUPPLIES
18976	MAGNETO & ELECTRIC SERVICE		\$23.47	2005	GOODS AND SUPPLIES
17775	MAGNETO & ELECTRIC SERVICE		\$525.00	2005	GOODS AND SUPPLIES

GOODS AND SERVICES CONTRACTS

Appendix A

PURCHASE ORDER #	VENDOR NAME	ETHNICITY	AWARD AMOUNT	FY	BUSINESS CATEGORY
25494	MAGNETO & ELECTRIC SERVICE		\$276.79	2005	GOODS AND SUPPLIES
26674	MAGNETO & ELECTRIC SERVICE		\$18.89	2005	GOODS AND SUPPLIES
26407	MAGNETO & ELECTRIC SERVICE		\$64.65	2005	GOODS AND SUPPLIES
15428	MAGNETO & ELECTRIC SERVICE		\$700.00	2005	GOODS AND SUPPLIES
32883	MAJOR BUSINESS MACHINES INC		\$59.28	2003	GOODS AND SUPPLIES
35828	MAJOR BUSINESS MACHINES INC		\$961.00	2003	GOODS AND SUPPLIES
2330	MAJOR BUSINESS MACHINES INC		\$178.51	2004	GOODS AND SUPPLIES
274	MAJOR BUSINESS MACHINES INC		\$79.59	2004	GOODS AND SUPPLIES
21916	MAJOR BUSINESS MACHINES INC		\$125.79	2005	GOODS AND SUPPLIES
27183	MAJOR BUSINESS MACHINES INC		\$202.50	2005	GOODS AND SUPPLIES
21340	MAJOR BUSINESS MACHINES INC		\$54.27	2005	GOODS AND SUPPLIES
25320	MAJOR BUSINESS MACHINES INC		\$132.95	2005	GOODS AND SUPPLIES
22080	MAJOR BUSINESS MACHINES INC		\$2,010.50	2005	GOODS AND SUPPLIES
22192	MAJOR BUSINESS MACHINES INC		\$139.60	2005	GOODS AND SUPPLIES
26864	MAJOR BUSINESS MACHINES INC		\$146.75	2005	GOODS AND SUPPLIES
23782	MAJOR BUSINESS MACHINES INC		\$139.60	2005	GOODS AND SUPPLIES
30935	MANN TOOL & SUPPLY INC		\$338.00	2003	GOODS AND SUPPLIES
30566	MANN TOOL & SUPPLY INC		\$411.39	2003	GOODS AND SUPPLIES
31938	MANN TOOL & SUPPLY INC		\$18.36	2003	GOODS AND SUPPLIES
33832	MANN TOOL & SUPPLY INC		\$675.95	2003	GOODS AND SUPPLIES
33507	MANN TOOL & SUPPLY INC		\$1,441.25	2003	GOODS AND SUPPLIES
41685	MANN TOOL & SUPPLY INC		\$27.35	2005	GOODS AND SUPPLIES
30115	MANN TOOL & SUPPLY INC		\$78.70	2003	GOODS AND SUPPLIES
33292	MANN TOOL & SUPPLY INC		\$96.23	2003	GOODS AND SUPPLIES
32691	MANN TOOL & SUPPLY INC		\$200.04	2003	GOODS AND SUPPLIES
29798	MANN TOOL & SUPPLY INC		\$299.01	2003	GOODS AND SUPPLIES
34342	MANN TOOL & SUPPLY INC		\$636.36	2003	GOODS AND SUPPLIES
38201	MANN TOOL & SUPPLY INC		\$2,011.35	2003	GOODS AND SUPPLIES
38134	MANN TOOL & SUPPLY INC		\$24.72	2003	GOODS AND SUPPLIES
32467	MANN TOOL & SUPPLY INC		\$32.03	2003	GOODS AND SUPPLIES
42017	MANN TOOL & SUPPLY INC		\$338.10	2005	GOODS AND SUPPLIES
29118	MANN TOOL & SUPPLY INC		\$126.28	2003	GOODS AND SUPPLIES
31805	MANN TOOL & SUPPLY INC		\$86.05	2003	GOODS AND SUPPLIES
42208	MANN TOOL & SUPPLY INC		\$10.92	2005	GOODS AND SUPPLIES

GOODS AND SERVICES CONTRACTS

Appendix A

PURCHASE ORDER #	VENDOR NAME	ETHNICITY	AWARD AMOUNT	FY	BUSINESS CATEGORY
31586	MANN TOOL & SUPPLY INC		\$86.10	2003	GOODS AND SUPPLIES
13025	MANN TOOL & SUPPLY INC		\$199.50	2004	GOODS AND SUPPLIES
12588	MANN TOOL & SUPPLY INC		\$73.45	2004	GOODS AND SUPPLIES
5035	MANN TOOL & SUPPLY INC		\$700.00	2004	GOODS AND SUPPLIES
6834	MANN TOOL & SUPPLY INC		\$300.00	2004	GOODS AND SUPPLIES
13207	MANN TOOL & SUPPLY INC		\$301.20	2004	GOODS AND SUPPLIES
4996	MANN TOOL & SUPPLY INC		\$1,000.00	2004	GOODS AND SUPPLIES
7556	MANN TOOL & SUPPLY INC		\$60.90	2004	GOODS AND SUPPLIES
8507	MANN TOOL & SUPPLY INC		\$22.32	2004	GOODS AND SUPPLIES
2719	MANN TOOL & SUPPLY INC		\$63.00	2004	GOODS AND SUPPLIES
6341	MANN TOOL & SUPPLY INC		\$189.00	2004	GOODS AND SUPPLIES
13710	MANN TOOL & SUPPLY INC		\$2,196.60	2004	GOODS AND SUPPLIES
6815	MANN TOOL & SUPPLY INC		\$507.80	2004	GOODS AND SUPPLIES
11392	MANN TOOL & SUPPLY INC		\$220.45	2004	GOODS AND SUPPLIES
1787	MANN TOOL & SUPPLY INC		\$58.53	2004	GOODS AND SUPPLIES
10079	MANN TOOL & SUPPLY INC		\$250.00	2004	GOODS AND SUPPLIES
23539	MANN TOOL & SUPPLY INC		\$300.00	2005	GOODS AND SUPPLIES
15534	MANN TOOL & SUPPLY INC		\$300.00	2005	GOODS AND SUPPLIES
22732	MANN TOOL & SUPPLY INC		\$475.00	2005	GOODS AND SUPPLIES
20907	MANN TOOL & SUPPLY INC		\$57.73	2005	GOODS AND SUPPLIES
28143	MANN TOOL & SUPPLY INC		\$67.20	2003	GOODS AND SUPPLIES
14098	MANN TOOL & SUPPLY INC		\$979.75	2004	GOODS AND SUPPLIES
15987	MANN TOOL & SUPPLY INC		\$1,500.00	2005	GOODS AND SUPPLIES
21865	MANN TOOL & SUPPLY INC		\$27.09	2005	GOODS AND SUPPLIES
18366	MANN TOOL & SUPPLY INC		\$220.76	2005	GOODS AND SUPPLIES
24973	MANN TOOL & SUPPLY INC		\$388.45	2005	GOODS AND SUPPLIES
23926	MANN TOOL & SUPPLY INC		\$192.74	2005	GOODS AND SUPPLIES
15126	MANN TOOL & SUPPLY INC		\$43.63	2005	GOODS AND SUPPLIES
20867	MANN TOOL & SUPPLY INC		\$226.80	2005	GOODS AND SUPPLIES
17739	MANN TOOL & SUPPLY INC		\$698.19	2005	GOODS AND SUPPLIES
10506	MARTIN MARIETTA AGGREGATES		\$1,000.00	2004	GOODS AND SUPPLIES
17564	MARTIN MARIETTA AGGREGATES		\$1,050.00	2005	GOODS AND SUPPLIES
14778	MARTIN MARIETTA AGGREGATES		\$300.00	2005	GOODS AND SUPPLIES
26422	MASTER TIRE & AUTO CENTER		\$197.53	2005	GOODS AND SUPPLIES

GOODS AND SERVICES CONTRACTS

Appendix A

PURCHASE ORDER #	VENDOR NAME	ETHNICITY	AWARD AMOUNT	FY	BUSINESS CATEGORY
29713	MASTHEAD HOSE & SUPPLY INC		\$448.54	2003	GOODS AND SUPPLIES
33182	MASTHEAD HOSE & SUPPLY INC		\$22.37	2003	GOODS AND SUPPLIES
41686	MASTHEAD HOSE & SUPPLY INC		\$56.89	2005	GOODS AND SUPPLIES
41842	MASTHEAD HOSE & SUPPLY INC		\$489.02	2005	GOODS AND SUPPLIES
38681	MASTHEAD HOSE & SUPPLY INC		\$47.99	2003	GOODS AND SUPPLIES
40496	MASTHEAD HOSE & SUPPLY INC		\$42.07	2003	GOODS AND SUPPLIES
35722	MASTHEAD HOSE & SUPPLY INC		\$108.35	2003	GOODS AND SUPPLIES
31548	MASTHEAD HOSE & SUPPLY INC		\$47.82	2003	GOODS AND SUPPLIES
42113	MASTHEAD HOSE & SUPPLY INC		\$204.71	2005	GOODS AND SUPPLIES
13798	MASTHEAD HOSE & SUPPLY INC		\$97.34	2004	GOODS AND SUPPLIES
5240	MASTHEAD HOSE & SUPPLY INC		\$211.72	2004	GOODS AND SUPPLIES
2660	MASTHEAD HOSE & SUPPLY INC		\$49.23	2004	GOODS AND SUPPLIES
2047	MASTHEAD HOSE & SUPPLY INC		\$44.35	2004	GOODS AND SUPPLIES
13569	MASTHEAD HOSE & SUPPLY INC		\$156.60	2004	GOODS AND SUPPLIES
6314	MASTHEAD HOSE & SUPPLY INC		\$500.00	2004	GOODS AND SUPPLIES
16329	MASTHEAD HOSE & SUPPLY INC		\$147.68	2005	GOODS AND SUPPLIES
18170	MASTHEAD HOSE & SUPPLY INC		\$246.14	2005	GOODS AND SUPPLIES
19483	MASTHEAD HOSE & SUPPLY INC		\$27.09	2005	GOODS AND SUPPLIES
18001	MASTHEAD HOSE & SUPPLY INC		\$101.35	2005	GOODS AND SUPPLIES
25455	MASTHEAD HOSE & SUPPLY INC		\$1,050.00	2005	GOODS AND SUPPLIES
25224	MASTHEAD HOSE & SUPPLY INC		\$41.09	2005	GOODS AND SUPPLIES
20974	MASTHEAD HOSE & SUPPLY INC		\$116.09	2005	GOODS AND SUPPLIES
24936	MASTHEAD HOSE & SUPPLY INC		\$18.33	2005	GOODS AND SUPPLIES
26464	MASTHEAD HOSE & SUPPLY INC		\$411.35	2005	GOODS AND SUPPLIES
22565	MASTHEAD HOSE & SUPPLY INC		\$181.74	2005	GOODS AND SUPPLIES
26915	MASTHEAD HOSE & SUPPLY INC		\$122.07	2005	GOODS AND SUPPLIES
23715	MASTHEAD HOSE & SUPPLY INC		\$35.10	2005	GOODS AND SUPPLIES
18333	MASTHEAD HOSE & SUPPLY INC		\$129.68	2005	GOODS AND SUPPLIES
18722	MASTHEAD HOSE & SUPPLY INC		\$38.80	2005	GOODS AND SUPPLIES
18405	MASTHEAD HOSE & SUPPLY INC		\$98.56	2005	GOODS AND SUPPLIES
19808	MASTHEAD HOSE & SUPPLY INC		\$121.89	2005	GOODS AND SUPPLIES
20609	MASTHEAD HOSE & SUPPLY INC		\$187.34	2005	GOODS AND SUPPLIES
26218	MASTHEAD HOSE & SUPPLY INC		\$242.92	2005	GOODS AND SUPPLIES
26476	MASTHEAD HOSE & SUPPLY INC		\$1,050.00	2005	GOODS AND SUPPLIES

GOODS AND SERVICES CONTRACTS

Appendix A

PURCHASE ORDER #	VENDOR NAME	ETHNICITY	AWARD AMOUNT	FY	BUSINESS CATEGORY
15683	MASTHEAD HOSE & SUPPLY INC		\$104.83	2005	GOODS AND SUPPLIES
41694	MATCO TOOL DISTRIBUTOR		\$9,000.00	2005	GOODS AND SUPPLIES
41691	MATCO TOOL DISTRIBUTOR		\$53.80	2005	GOODS AND SUPPLIES
30772	MAUNZ ELECTRONICS INC		\$334.83	2003	GOODS AND SUPPLIES
36890	MAUNZ ELECTRONICS INC		\$35.00	2003	GOODS AND SUPPLIES
35518	MAUNZ ELECTRONICS INC		\$110.87	2003	GOODS AND SUPPLIES
37459	MAUNZ ELECTRONICS INC		\$53.00	2003	GOODS AND SUPPLIES
1439	MAUNZ ELECTRONICS INC		\$183.75	2004	GOODS AND SUPPLIES
18367	MAUNZ ELECTRONICS INC		\$59.85	2005	GOODS AND SUPPLIES
42220	MAXIM CRANE WORKS INC		\$767.67	2005	GOODS AND SUPPLIES
3492	MAXIM CRANE WORKS INC		\$437.97	2004	GOODS AND SUPPLIES
9817	MAXIM CRANE WORKS INC		\$192.94	2004	GOODS AND SUPPLIES
9417	MAXIM CRANE WORKS INC		\$286.00	2004	GOODS AND SUPPLIES
13589	MAXIM CRANE WORKS INC		\$479.44	2004	GOODS AND SUPPLIES
20501	MAXIM CRANE WORKS INC		\$60.00	2005	GOODS AND SUPPLIES
19975	MAXIM CRANE WORKS INC		\$84.52	2005	GOODS AND SUPPLIES
26727	MAXIM CRANE WORKS INC		\$599.52	2005	GOODS AND SUPPLIES
25638	MAXIM CRANE WORKS INC		\$971.55	2005	GOODS AND SUPPLIES
27484	MAXIM CRANE WORKS INC		\$217.42	2005	GOODS AND SUPPLIES
19073	MAXIM CRANE WORKS INC		\$221.36	2005	GOODS AND SUPPLIES
20626	MAXIM CRANE WORKS INC		\$1,854.99	2005	GOODS AND SUPPLIES
17778	MAXIM CRANE WORKS INC		\$172.50	2005	GOODS AND SUPPLIES
20514	MCDONALD ENTERPRISES INC		\$1,283.40	2005	GOODS AND SUPPLIES
27139	MCMASTER CO INC		\$24.55	2005	GOODS AND SUPPLIES
18559	MCMASTER CO INC		\$19.28	2005	GOODS AND SUPPLIES
36728	MCWATERS		\$378.83	2003	GOODS AND SUPPLIES
11267	MCWATERS		\$910.20	2004	GOODS AND SUPPLIES
33315	MERRITT VETERINARY SUPPLIES		\$4,880.50	2003	GOODS AND SUPPLIES
41364	MERRITT VETERINARY SUPPLIES		\$94.79	2005	GOODS AND SUPPLIES
41370	MERRITT VETERINARY SUPPLIES		\$48.76	2005	GOODS AND SUPPLIES
41353	MERRITT VETERINARY SUPPLIES		\$1,200.00	2005	GOODS AND SUPPLIES
37545	MERRITT VETERINARY SUPPLIES		\$1,616.49	2003	GOODS AND SUPPLIES
37814	MERRITT VETERINARY SUPPLIES		\$1,187.36	2003	GOODS AND SUPPLIES
29593	MERRITT VETERINARY SUPPLIES		\$4,808.69	2003	GOODS AND SUPPLIES

GOODS AND SERVICES CONTRACTS

Appendix A

PURCHASE ORDER #	VENDOR NAME	ETHNICITY	AWARD AMOUNT	FY	BUSINESS CATEGORY
41371	MERRITT VETERINARY SUPPLIES		\$337.29	2005	GOODS AND SUPPLIES
40620	MERRITT VETERINARY SUPPLIES		\$58.93	2003	GOODS AND SUPPLIES
41334	MERRITT VETERINARY SUPPLIES		\$328.65	2005	GOODS AND SUPPLIES
40400	MERRITT VETERINARY SUPPLIES		\$232.37	2003	GOODS AND SUPPLIES
1319	MERRITT VETERINARY SUPPLIES		\$978.10	2004	GOODS AND SUPPLIES
8443	MERRITT VETERINARY SUPPLIES		\$256.22	2004	GOODS AND SUPPLIES
12167	MERRITT VETERINARY SUPPLIES		\$466.85	2004	GOODS AND SUPPLIES
13369	MERRITT VETERINARY SUPPLIES		\$20.07	2004	GOODS AND SUPPLIES
10812	MERRITT VETERINARY SUPPLIES		\$299.23	2004	GOODS AND SUPPLIES
4094	MERRITT VETERINARY SUPPLIES		\$96.18	2004	GOODS AND SUPPLIES
5393	MERRITT VETERINARY SUPPLIES		\$288.31	2004	GOODS AND SUPPLIES
8950	MERRITT VETERINARY SUPPLIES		\$90.22	2004	GOODS AND SUPPLIES
5406	MERRITT VETERINARY SUPPLIES		\$315.51	2004	GOODS AND SUPPLIES
5608	MERRITT VETERINARY SUPPLIES		\$2,500.00	2004	GOODS AND SUPPLIES
10486	MERRITT VETERINARY SUPPLIES		\$1,050.00	2004	GOODS AND SUPPLIES
11733	MERRITT VETERINARY SUPPLIES		\$72.07	2004	GOODS AND SUPPLIES
13360	MERRITT VETERINARY SUPPLIES		\$118.90	2004	GOODS AND SUPPLIES
10897	MERRITT VETERINARY SUPPLIES		\$55.16	2004	GOODS AND SUPPLIES
8949	MERRITT VETERINARY SUPPLIES		\$116.99	2004	GOODS AND SUPPLIES
13366	MERRITT VETERINARY SUPPLIES		\$95.26	2004	GOODS AND SUPPLIES
4153	MERRITT VETERINARY SUPPLIES		\$96.79	2004	GOODS AND SUPPLIES
1050	MERRITT VETERINARY SUPPLIES		\$443.72	2004	GOODS AND SUPPLIES
285	MERRITT VETERINARY SUPPLIES		\$300.03	2004	GOODS AND SUPPLIES
1763	MERRITT VETERINARY SUPPLIES		\$488.30	2004	GOODS AND SUPPLIES
2698	MERRITT VETERINARY SUPPLIES		\$268.00	2004	GOODS AND SUPPLIES
10484	MERRITT VETERINARY SUPPLIES		\$211.86	2004	GOODS AND SUPPLIES
10485	MERRITT VETERINARY SUPPLIES		\$50.97	2004	GOODS AND SUPPLIES
5457	MERRITT VETERINARY SUPPLIES		\$288.92	2004	GOODS AND SUPPLIES
13363	MERRITT VETERINARY SUPPLIES		\$93.20	2004	GOODS AND SUPPLIES
3248	MERRITT VETERINARY SUPPLIES		\$23.10	2004	GOODS AND SUPPLIES
5403	MERRITT VETERINARY SUPPLIES		\$341.34	2004	GOODS AND SUPPLIES
283	MERRITT VETERINARY SUPPLIES		\$48.09	2004	GOODS AND SUPPLIES
8952	MERRITT VETERINARY SUPPLIES		\$126.40	2004	GOODS AND SUPPLIES
13367	MERRITT VETERINARY SUPPLIES		\$299.25	2004	GOODS AND SUPPLIES

GOODS AND SERVICES CONTRACTS

Appendix A

PURCHASE ORDER #	VENDOR NAME	ETHNICITY	AWARD AMOUNT	FY	BUSINESS CATEGORY
4139	MERRITT VETERINARY SUPPLIES		\$114.14	2004	GOODS AND SUPPLIES
10425	MERRITT VETERINARY SUPPLIES		\$361.91	2004	GOODS AND SUPPLIES
735	MERRITT VETERINARY SUPPLIES		\$1,106.71	2004	GOODS AND SUPPLIES
14113	MERRITT VETERINARY SUPPLIES		\$169.38	2004	GOODS AND SUPPLIES
20321	MERRITT VETERINARY SUPPLIES		\$749.65	2005	GOODS AND SUPPLIES
23887	MERRITT VETERINARY SUPPLIES		\$445.45	2005	GOODS AND SUPPLIES
21409	MERRITT VETERINARY SUPPLIES		\$98.28	2005	GOODS AND SUPPLIES
22367	MERRITT VETERINARY SUPPLIES		\$118.65	2005	GOODS AND SUPPLIES
24033	MERRITT VETERINARY SUPPLIES		\$113.42	2005	GOODS AND SUPPLIES
25053	MERRITT VETERINARY SUPPLIES		\$24.99	2005	GOODS AND SUPPLIES
16615	MERRITT VETERINARY SUPPLIES		\$50.09	2005	GOODS AND SUPPLIES
22361	MERRITT VETERINARY SUPPLIES		\$777.00	2005	GOODS AND SUPPLIES
24486	MERRITT VETERINARY SUPPLIES		\$372.77	2005	GOODS AND SUPPLIES
22287	MERRITT VETERINARY SUPPLIES		\$561.97	2005	GOODS AND SUPPLIES
25251	MERRITT VETERINARY SUPPLIES		\$65.36	2005	GOODS AND SUPPLIES
16609	MERRITT VETERINARY SUPPLIES		\$326.93	2005	GOODS AND SUPPLIES
18598	MERRITT VETERINARY SUPPLIES		\$73.90	2005	GOODS AND SUPPLIES
27431	MERRITT VETERINARY SUPPLIES		\$120.65	2005	GOODS AND SUPPLIES
24485	MERRITT VETERINARY SUPPLIES		\$362.96	2005	GOODS AND SUPPLIES
21410	MERRITT VETERINARY SUPPLIES		\$138.39	2005	GOODS AND SUPPLIES
21411	MERRITT VETERINARY SUPPLIES		\$318.43	2005	GOODS AND SUPPLIES
27043	MERRITT VETERINARY SUPPLIES		\$72.66	2005	GOODS AND SUPPLIES
27042	MERRITT VETERINARY SUPPLIES		\$50.46	2005	GOODS AND SUPPLIES
18603	MERRITT VETERINARY SUPPLIES		\$237.52	2005	GOODS AND SUPPLIES
19734	MERRITT VETERINARY SUPPLIES		\$468.87	2005	GOODS AND SUPPLIES
20326	MERRITT VETERINARY SUPPLIES		\$298.96	2005	GOODS AND SUPPLIES
25683	MERRITT VETERINARY SUPPLIES		\$166.00	2005	GOODS AND SUPPLIES
24790	MERRITT VETERINARY SUPPLIES		\$31.93	2005	GOODS AND SUPPLIES
27595	MERRITT VETERINARY SUPPLIES		\$145.30	2005	GOODS AND SUPPLIES
24786	MERRITT VETERINARY SUPPLIES		\$43.89	2005	GOODS AND SUPPLIES
19737	MERRITT VETERINARY SUPPLIES		\$51.05	2005	GOODS AND SUPPLIES
24787	MERRITT VETERINARY SUPPLIES		\$299.25	2005	GOODS AND SUPPLIES
26041	MERRITT VETERINARY SUPPLIES		\$259.33	2005	GOODS AND SUPPLIES
22713	MERRITT VETERINARY SUPPLIES		\$423.27	2005	GOODS AND SUPPLIES

GOODS AND SERVICES CONTRACTS

Appendix A

PURCHASE ORDER #	VENDOR NAME	ETHNICITY	AWARD AMOUNT	FY	BUSINESS CATEGORY
26018	MERRITT VETERINARY SUPPLIES		\$24.99	2005	GOODS AND SUPPLIES
25519	MERRITT VETERINARY SUPPLIES		\$86.63	2005	GOODS AND SUPPLIES
15724	MERRITT VETERINARY SUPPLIES		\$81.99	2005	GOODS AND SUPPLIES
26451	MERRITT VETERINARY SUPPLIES		\$95.13	2005	GOODS AND SUPPLIES
19699	MERRITT VETERINARY SUPPLIES		\$348.50	2005	GOODS AND SUPPLIES
23035	MERRITT VETERINARY SUPPLIES		\$113.23	2005	GOODS AND SUPPLIES
23886	MERRITT VETERINARY SUPPLIES		\$81.45	2005	GOODS AND SUPPLIES
40854	METAL PLATING CO		\$70.00	2003	GOODS AND SUPPLIES
36264	METRIX PMC BETA CO		\$1,139.77	2003	GOODS AND SUPPLIES
4514	METRIX PMC BETA CO		\$1,060.50	2004	GOODS AND SUPPLIES
40009	METRO EQUIPMENT & CHEMICALS INC		\$340.20	2003	GOODS AND SUPPLIES
41433	METRO EQUIPMENT & CHEMICALS INC		\$164.58	2005	GOODS AND SUPPLIES
32615	METRO EQUIPMENT & CHEMICALS INC		\$97.07	2003	GOODS AND SUPPLIES
41979	METRO EQUIPMENT & CHEMICALS INC		\$458.33	2005	GOODS AND SUPPLIES
38509	METRO EQUIPMENT & CHEMICALS INC		\$128.73	2003	GOODS AND SUPPLIES
38638	METRO EQUIPMENT & CHEMICALS INC		\$196.25	2003	GOODS AND SUPPLIES
41972	METRO EQUIPMENT & CHEMICALS INC		\$157.50	2005	GOODS AND SUPPLIES
41796	METRO EQUIPMENT & CHEMICALS INC		\$526.37	2005	GOODS AND SUPPLIES
32740	METRO EQUIPMENT & CHEMICALS INC		\$42.95	2003	GOODS AND SUPPLIES
30782	METRO EQUIPMENT & CHEMICALS INC		\$37.49	2003	GOODS AND SUPPLIES
10889	METRO EQUIPMENT & CHEMICALS INC		\$118.50	2004	GOODS AND SUPPLIES
8437	METRO EQUIPMENT & CHEMICALS INC		\$191.84	2004	GOODS AND SUPPLIES
2323	METRO EQUIPMENT & CHEMICALS INC		\$63.00	2004	GOODS AND SUPPLIES
3772	METRO EQUIPMENT & CHEMICALS INC		\$33.60	2004	GOODS AND SUPPLIES
4310	METRO EQUIPMENT & CHEMICALS INC		\$94.50	2004	GOODS AND SUPPLIES
10655	METRO EQUIPMENT & CHEMICALS INC		\$83.16	2004	GOODS AND SUPPLIES
2916	METRO EQUIPMENT & CHEMICALS INC		\$81.90	2004	GOODS AND SUPPLIES
2221	METRO EQUIPMENT & CHEMICALS INC		\$167.21	2004	GOODS AND SUPPLIES
2354	METRO EQUIPMENT & CHEMICALS INC		\$589.52	2004	GOODS AND SUPPLIES
8692	METRO EQUIPMENT & CHEMICALS INC		\$41.58	2004	GOODS AND SUPPLIES
13533	METRO EQUIPMENT & CHEMICALS INC		\$83.16	2004	GOODS AND SUPPLIES
21429	METRO EQUIPMENT & CHEMICALS INC		\$262.24	2005	GOODS AND SUPPLIES
21918	METRO EQUIPMENT & CHEMICALS INC		\$203.60	2005	GOODS AND SUPPLIES
19997	METRO EQUIPMENT & CHEMICALS INC		\$174.09	2005	GOODS AND SUPPLIES

GOODS AND SERVICES CONTRACTS

Appendix A

PURCHASE ORDER #	VENDOR NAME	ETHNICITY	AWARD AMOUNT	FY	BUSINESS CATEGORY
16679	METRO EQUIPMENT & CHEMICALS INC		\$335.80	2005	GOODS AND SUPPLIES
19116	METRO EQUIPMENT & CHEMICALS INC		\$364.43	2005	GOODS AND SUPPLIES
21792	METRO EQUIPMENT & CHEMICALS INC		\$120.96	2005	GOODS AND SUPPLIES
22546	METRO EQUIPMENT & CHEMICALS INC		\$549.47	2005	GOODS AND SUPPLIES
17394	METRO EQUIPMENT & CHEMICALS INC		\$110.46	2005	GOODS AND SUPPLIES
40868	METRO SUPPLY CO INC		\$25.00	2003	GOODS AND SUPPLIES
32120	MICROPRICE INC		\$265.65	2003	GOODS AND SUPPLIES
34261	MICROPRICE INC		\$156.45	2003	GOODS AND SUPPLIES
34870	MICROPRICE INC		\$414.75	2003	GOODS AND SUPPLIES
34106	MICROPRICE INC		\$734.43	2003	GOODS AND SUPPLIES
36922	MICROPRICE INC		\$261.45	2003	GOODS AND SUPPLIES
36948	MICROPRICE INC		\$35.70	2003	GOODS AND SUPPLIES
34695	MICROPRICE INC		\$497.70	2003	GOODS AND SUPPLIES
41111	MICROPRICE INC		\$261.45	2005	GOODS AND SUPPLIES
38749	MICROPRICE INC		\$282.45	2003	GOODS AND SUPPLIES
38019	MICROPRICE INC		\$1,257.90	2003	GOODS AND SUPPLIES
38491	MICROPRICE INC		\$35.05	2003	GOODS AND SUPPLIES
33672	MICROPRICE INC		\$261.44	2003	GOODS AND SUPPLIES
34895	MICROPRICE INC		\$519.75	2003	GOODS AND SUPPLIES
29132	MICROPRICE INC		\$307.00	2003	GOODS AND SUPPLIES
38458	MICROPRICE INC		\$167.79	2003	GOODS AND SUPPLIES
40893	MICROPRICE INC		\$282.45	2003	GOODS AND SUPPLIES
35057	MICROPRICE INC		\$500.00	2003	GOODS AND SUPPLIES
36368	MICROPRICE INC		\$261.45	2003	GOODS AND SUPPLIES
10907	MICROPRICE INC		\$38.85	2004	GOODS AND SUPPLIES
13365	MICROPRICE INC		\$24.75	2004	GOODS AND SUPPLIES
2690	MICROPRICE INC		\$165.90	2004	GOODS AND SUPPLIES
6418	MICROPRICE INC		\$210.65	2004	GOODS AND SUPPLIES
24412	MICROPRICE INC		\$355.95	2005	GOODS AND SUPPLIES
26437	MICROPRICE INC		\$491.40	2005	GOODS AND SUPPLIES
26385	MICROPRICE INC		\$470.00	2005	GOODS AND SUPPLIES
26357	MICROPRICE INC		\$1,853.25	2005	GOODS AND SUPPLIES
22314	MICROPRICE INC		\$28.35	2005	GOODS AND SUPPLIES
27348	MICROPRICE INC		\$646.61	2005	GOODS AND SUPPLIES

GOODS AND SERVICES CONTRACTS

Appendix A

PURCHASE ORDER #	VENDOR NAME	ETHNICITY	AWARD AMOUNT	FY	BUSINESS CATEGORY
42396	MID CAROLINA MARINE INC		\$125.00	2005	GOODS AND SUPPLIES
40169	MID CAROLINA MARINE INC		\$28.89	2003	GOODS AND SUPPLIES
37229	MID CAROLINA MARINE INC		\$29.99	2003	GOODS AND SUPPLIES
40224	MID CAROLINA MARINE INC		\$29.50	2003	GOODS AND SUPPLIES
8647	MID CAROLINA MARINE INC		\$59.55	2004	GOODS AND SUPPLIES
5471	MID CAROLINA MARINE INC		\$19.99	2004	GOODS AND SUPPLIES
8494	MID CAROLINA MARINE INC		\$39.64	2004	GOODS AND SUPPLIES
12530	MID CAROLINA MARINE INC		\$346.45	2004	GOODS AND SUPPLIES
836	MID CAROLINA MARINE INC		\$23.95	2004	GOODS AND SUPPLIES
5960	MID CAROLINA MARINE INC		\$58.59	2004	GOODS AND SUPPLIES
27151	MID CAROLINA MARINE INC		\$423.99	2005	GOODS AND SUPPLIES
27125	MID CAROLINA MARINE INC		\$4.25	2005	GOODS AND SUPPLIES
37025	MID STATE AUTO ELECTRIC REPAIR		\$5,000.00	2003	GOODS AND SUPPLIES
31752	MID STATE AUTO ELECTRIC REPAIR		\$5,000.00	2003	GOODS AND SUPPLIES
37198	MID STATE AUTO ELECTRIC REPAIR		\$5,000.00	2003	GOODS AND SUPPLIES
29731	MID STATE AUTO ELECTRIC REPAIR		\$2,000.00	2003	GOODS AND SUPPLIES
34921	MID STATE AUTO ELECTRIC REPAIR		\$3,000.00	2003	GOODS AND SUPPLIES
32460	MID STATE AUTO ELECTRIC REPAIR		\$5,000.00	2003	GOODS AND SUPPLIES
29191	MID STATE AUTO ELECTRIC REPAIR		\$5,000.00	2003	GOODS AND SUPPLIES
34509	MID STATE AUTO ELECTRIC REPAIR		\$5,000.00	2003	GOODS AND SUPPLIES
29553	MID STATE AUTO ELECTRIC REPAIR		\$99.45	2003	GOODS AND SUPPLIES
40506	MID STATE AUTO ELECTRIC REPAIR		\$284.40	2003	GOODS AND SUPPLIES
33812	MID STATE ELECTRONICS INC		\$429.80	2003	GOODS AND SUPPLIES
40216	MID STATE ELECTRONICS INC		\$120.00	2003	GOODS AND SUPPLIES
11903	MID STATE ELECTRONICS INC		\$1,750.00	2004	GOODS AND SUPPLIES
42114	MID STATE INC		\$448.02	2005	GOODS AND SUPPLIES
42037	MID STATE INC		\$192.74	2005	GOODS AND SUPPLIES
42218	MID STATE INC		\$605.96	2005	GOODS AND SUPPLIES
41863	MID STATE INC		\$296.52	2005	GOODS AND SUPPLIES
42272	MID STATE INC		\$264.64	2005	GOODS AND SUPPLIES
42370	MID STATE INC		\$287.08	2005	GOODS AND SUPPLIES
41688	MID STATE INC		\$318.88	2005	GOODS AND SUPPLIES
11973	MID STATE INC		\$836.22	2004	GOODS AND SUPPLIES
8376	MID STATE INC		\$501.02	2004	GOODS AND SUPPLIES

GOODS AND SERVICES CONTRACTS

Appendix A

PURCHASE ORDER #	VENDOR NAME	ETHNICITY	AWARD AMOUNT	FY	BUSINESS CATEGORY
4788	MID STATE INC		\$3,000.00	2004	GOODS AND SUPPLIES
11176	MID STATE INC		\$715.23	2004	GOODS AND SUPPLIES
11329	MID STATE INC		\$336.23	2004	GOODS AND SUPPLIES
2886	MID STATE INC		\$3,150.00	2004	GOODS AND SUPPLIES
12601	MID STATE INC		\$352.93	2004	GOODS AND SUPPLIES
9312	MID STATE INC		\$2,000.00	2004	GOODS AND SUPPLIES
7467	MID STATE INC		\$306.45	2004	GOODS AND SUPPLIES
13486	MID STATE INC		\$1,158.29	2004	GOODS AND SUPPLIES
1359	MID STATE INC		\$3,000.00	2004	GOODS AND SUPPLIES
3379	MID STATE INC		\$2,000.00	2004	GOODS AND SUPPLIES
4370	MID STATE INC		\$2,000.00	2004	GOODS AND SUPPLIES
103	MID STATE INC		\$2,100.00	2004	GOODS AND SUPPLIES
7689	MID STATE INC		\$2,000.00	2004	GOODS AND SUPPLIES
11962	MID STATE INC		\$577.50	2004	GOODS AND SUPPLIES
13264	MID STATE INC		\$473.40	2004	GOODS AND SUPPLIES
8509	MID STATE INC		\$510.90	2004	GOODS AND SUPPLIES
12848	MID STATE INC		\$867.80	2004	GOODS AND SUPPLIES
8158	MID STATE INC		\$905.42	2004	GOODS AND SUPPLIES
4957	MID STATE INC		\$1,231.81	2004	GOODS AND SUPPLIES
11446	MID STATE INC		\$1,050.00	2004	GOODS AND SUPPLIES
8664	MID STATE INC		\$2,000.00	2004	GOODS AND SUPPLIES
10779	MID STATE INC		\$154.05	2004	GOODS AND SUPPLIES
13163	MID STATE INC		\$1,260.22	2004	GOODS AND SUPPLIES
5666	MID STATE INC		\$4,500.00	2004	GOODS AND SUPPLIES
12533	MID STATE INC		\$345.41	2004	GOODS AND SUPPLIES
12307	MID STATE INC		\$75.98	2004	GOODS AND SUPPLIES
13623	MID STATE INC		\$391.35	2004	GOODS AND SUPPLIES
23650	MID STATE INC		\$137.40	2005	GOODS AND SUPPLIES
23407	MID STATE INC		\$400.80	2005	GOODS AND SUPPLIES
18991	MID STATE INC		\$709.65	2005	GOODS AND SUPPLIES
21214	MID STATE INC		\$455.40	2005	GOODS AND SUPPLIES
17631	MID STATE INC		\$811.35	2005	GOODS AND SUPPLIES
21185	MID STATE INC		\$932.94	2005	GOODS AND SUPPLIES
21395	MID STATE INC		\$79.50	2005	GOODS AND SUPPLIES

GOODS AND SERVICES CONTRACTS

Appendix A

PURCHASE ORDER #	VENDOR NAME	ETHNICITY	AWARD AMOUNT	FY	BUSINESS CATEGORY
24607	MID STATE INC		\$356.85	2005	GOODS AND SUPPLIES
23485	MID STATE INC		\$360.93	2005	GOODS AND SUPPLIES
17780	MID STATE INC		\$842.85	2005	GOODS AND SUPPLIES
24588	MID STATE INC		\$496.35	2005	GOODS AND SUPPLIES
21728	MID STATE INC		\$517.35	2005	GOODS AND SUPPLIES
23714	MID STATE INC		\$2,100.00	2005	GOODS AND SUPPLIES
24208	MID STATE INC		\$1,050.00	2005	GOODS AND SUPPLIES
23936	MID STATE INC		\$370.88	2005	GOODS AND SUPPLIES
18341	MID STATE INC		\$556.20	2005	GOODS AND SUPPLIES
24940	MID STATE INC		\$2,100.00	2005	GOODS AND SUPPLIES
15523	MID STATE INC		\$2,100.00	2005	GOODS AND SUPPLIES
18490	MID STATE INC		\$1,077.27	2005	GOODS AND SUPPLIES
17608	MID STATE INC		\$1,633.95	2005	GOODS AND SUPPLIES
25739	MID STATE INC		\$2,100.00	2005	GOODS AND SUPPLIES
14033	MID STATE INC		\$473.40	2004	GOODS AND SUPPLIES
20640	MID STATE INC		\$235.43	2005	GOODS AND SUPPLIES
23014	MID STATE INC		\$410.40	2005	GOODS AND SUPPLIES
18316	MID STATE INC		\$891.72	2005	GOODS AND SUPPLIES
20264	MID STATE INC		\$330.75	2005	GOODS AND SUPPLIES
22093	MID STATE INC		\$2,100.00	2005	GOODS AND SUPPLIES
26550	MID STATE INC		\$1,588.94	2005	GOODS AND SUPPLIES
18701	MID STATE INC		\$794.85	2005	GOODS AND SUPPLIES
21496	MID STATE INC		\$423.90	2005	GOODS AND SUPPLIES
18708	MID STATE INC		\$218.25	2005	GOODS AND SUPPLIES
14243	MID STATE INC		\$408.30	2004	GOODS AND SUPPLIES
14232	MID STATE INC		\$180.45	2004	GOODS AND SUPPLIES
20384	MID STATE INC		\$720.16	2005	GOODS AND SUPPLIES
18718	MID STATE INC		\$668.79	2005	GOODS AND SUPPLIES
20632	MID STATE INC		\$834.99	2005	GOODS AND SUPPLIES
13982	MID STATE INC		\$394.88	2004	GOODS AND SUPPLIES
27238	MID STATE INC		\$2,100.00	2005	GOODS AND SUPPLIES
18063	MID STATE INC		\$1,294.12	2005	GOODS AND SUPPLIES
18000	MID STATE INC		\$159.45	2005	GOODS AND SUPPLIES
16122	MID STATE INC		\$2,000.00	2005	GOODS AND SUPPLIES

GOODS AND SERVICES CONTRACTS

Appendix A

PURCHASE ORDER #	VENDOR NAME	ETHNICITY	AWARD AMOUNT	FY	BUSINESS CATEGORY
16469	MID STATE INC		\$2,100.00	2005	GOODS AND SUPPLIES
14669	MID STATE INC		\$2,730.68	2004	GOODS AND SUPPLIES
19509	MID STATE INC		\$463.86	2005	GOODS AND SUPPLIES
14915	MID STATE INC		\$2,100.00	2005	GOODS AND SUPPLIES
18843	MID STATE INC		\$2,100.00	2005	GOODS AND SUPPLIES
19953	MID STATE INC		\$277.26	2005	GOODS AND SUPPLIES
20111	MID STATE INC		\$333.90	2005	GOODS AND SUPPLIES
20839	MID STATE INC		\$477.45	2005	GOODS AND SUPPLIES
20963	MID STATE INC		\$462.86	2005	GOODS AND SUPPLIES
20956	MID STATE INC		\$880.28	2005	GOODS AND SUPPLIES
33387	MID TOWN KWIK KOPY INC		\$380.91	2003	GOODS AND SUPPLIES
17904	MIDLAND HEATING & AIR LLC		\$4,500.00	2005	GOODS AND SUPPLIES
40310	MIDLANDS ELECTRICAL INC		\$400.00	2003	GOODS AND SUPPLIES
9225	MIDLANDS ELECTRICAL INC		\$300.00	2004	GOODS AND SUPPLIES
12793	MIDSTATE ELECTRONICS		\$875.00	2004	GOODS AND SUPPLIES
25419	MIDSTATE ELECTRONICS		\$2,205.00	2005	GOODS AND SUPPLIES
40916	MIKES SPECIALTIES INC		\$913.50	2003	GOODS AND SUPPLIES
36632	MIKES SPECIALTIES INC		\$600.00	2003	GOODS AND SUPPLIES
40918	MIKES SPECIALTIES INC		\$127.00	2003	GOODS AND SUPPLIES
34981	MIKES SPECIALTIES INC		\$2,178.00	2003	GOODS AND SUPPLIES
31767	MIKES SPECIALTIES INC		\$8,725.50	2003	GOODS AND SUPPLIES
40495	MIKES SPECIALTIES INC		\$127.00	2003	GOODS AND SUPPLIES
40927	MIKES SPECIALTIES INC		\$36.88	2003	GOODS AND SUPPLIES
34527	MIKES SPECIALTIES INC		\$840.00	2003	GOODS AND SUPPLIES
33809	MIKES SPECIALTIES INC		\$400.00	2003	GOODS AND SUPPLIES
34331	MIKES SPECIALTIES INC		\$840.00	2003	GOODS AND SUPPLIES
32890	MIKES SPECIALTIES INC		\$900.00	2003	GOODS AND SUPPLIES
32908	MIKES SPECIALTIES INC		\$8,725.50	2003	GOODS AND SUPPLIES
34741	MIKES SPECIALTIES INC		\$3,334.80	2003	GOODS AND SUPPLIES
6678	MIKES SPECIALTIES INC		\$346.50	2004	GOODS AND SUPPLIES
6334	MIKES SPECIALTIES INC		\$717.15	2004	GOODS AND SUPPLIES
11769	MIKES SPECIALTIES INC		\$36.75	2004	GOODS AND SUPPLIES
13717	MIKES SPECIALTIES INC		\$63.00	2004	GOODS AND SUPPLIES
6398	MIKES SPECIALTIES INC		\$913.50	2004	GOODS AND SUPPLIES

GOODS AND SERVICES CONTRACTS

Appendix A

PURCHASE ORDER #	VENDOR NAME	ETHNICITY	AWARD AMOUNT	FY	BUSINESS CATEGORY
5888	MIKES SPECIALTIES INC		\$68.25	2004	GOODS AND SUPPLIES
9978	MIKES SPECIALTIES INC		\$300.00	2004	GOODS AND SUPPLIES
7473	MIKES SPECIALTIES INC		\$175.00	2004	GOODS AND SUPPLIES
9301	MIKES SPECIALTIES INC		\$20.00	2004	GOODS AND SUPPLIES
13328	MIKES SPECIALTIES INC		\$47.25	2004	GOODS AND SUPPLIES
12560	MIKES SPECIALTIES INC		\$1,491.00	2004	GOODS AND SUPPLIES
207	MIKES SPECIALTIES INC		\$78.75	2004	GOODS AND SUPPLIES
12947	MIKES SPECIALTIES INC		\$725.00	2004	GOODS AND SUPPLIES
20376	MIKES SPECIALTIES INC		\$41.87	2005	GOODS AND SUPPLIES
23177	MIKES SPECIALTIES INC		\$339.95	2005	GOODS AND SUPPLIES
21519	MIKES SPECIALTIES INC		\$25.00	2005	GOODS AND SUPPLIES
14612	MIKES SPECIALTIES INC		\$51.20	2004	GOODS AND SUPPLIES
25969	MIKES SPECIALTIES INC		\$3,780.00	2005	GOODS AND SUPPLIES
40491	MILLER BROTHERS GIANT TIRE SERVICE INC		\$952.87	2003	GOODS AND SUPPLIES
40938	MILLER BROTHERS GIANT TIRE SERVICE INC		\$952.87	2003	GOODS AND SUPPLIES
30383	MILLER BROTHERS GIANT TIRE SERVICE INC		\$5,000.00	2003	GOODS AND SUPPLIES
9281	MILLER BROTHERS GIANT TIRE SERVICE INC		\$737.10	2004	GOODS AND SUPPLIES
4956	MILLER BROTHERS GIANT TIRE SERVICE INC		\$651.55	2004	GOODS AND SUPPLIES
9635	MILLER BROTHERS GIANT TIRE SERVICE INC		\$773.15	2004	GOODS AND SUPPLIES
9427	MILLER BROTHERS GIANT TIRE SERVICE INC		\$652.32	2004	GOODS AND SUPPLIES
4963	MILLER BROTHERS GIANT TIRE SERVICE INC		\$736.52	2004	GOODS AND SUPPLIES
11722	MILLER BROTHERS GIANT TIRE SERVICE INC		\$3,991.68	2004	GOODS AND SUPPLIES
21241	MILLER BROTHERS GIANT TIRE SERVICE INC		\$4,357.16	2005	GOODS AND SUPPLIES
28834	MILLER BROTHERS GIANT TIRE SERVICE INC		\$66,534.82	2003	GOODS AND SUPPLIES
26667	MILLER BROTHERS GIANT TIRE SERVICE INC		\$661.50	2005	GOODS AND SUPPLIES
18836	MILLER BROTHERS GIANT TIRE SERVICE INC		\$3,095.02	2005	GOODS AND SUPPLIES
4641	MILLERS BOOKBINDING		\$379.85	2004	GOODS AND SUPPLIES
40943	MILLERS OF COLUMBIA		\$5,697.72	2003	GOODS AND SUPPLIES
31431	MIMS HUB		\$3,000.00	2003	GOODS AND SUPPLIES
39716	MITCHELL DISTRIBUTING CO CORP AKA MITCHELL DISTRIB		\$500.00	2003	GOODS AND SUPPLIES
42294	MITCHELL DISTRIBUTING CO CORP AKA MITCHELL DISTRIB		\$39.67	2005	GOODS AND SUPPLIES
30742	MITCHELL DISTRIBUTING CO CORP AKA MITCHELL DISTRIB		\$2,000.00	2003	GOODS AND SUPPLIES
36208	MITCHELL DISTRIBUTING CO CORP AKA MITCHELL DISTRIB		\$101,400.00	2003	GOODS AND SUPPLIES
42116	MITCHELL DISTRIBUTING CO CORP AKA MITCHELL DISTRIB		\$33.81	2005	GOODS AND SUPPLIES

GOODS AND SERVICES CONTRACTS

Appendix A

PURCHASE ORDER #	VENDOR NAME	ETHNICITY	AWARD AMOUNT	FY	BUSINESS CATEGORY
38147	MITCHELL DISTRIBUTING CO CORP AKA MITCHELL DISTRIB		\$2,000.00	2003	GOODS AND SUPPLIES
42034	MITCHELL DISTRIBUTING CO CORP AKA MITCHELL DISTRIB		\$102.66	2005	GOODS AND SUPPLIES
29442	MITCHELL DISTRIBUTING CO CORP AKA MITCHELL DISTRIB		\$54.59	2003	GOODS AND SUPPLIES
41690	MITCHELL DISTRIBUTING CO CORP AKA MITCHELL DISTRIB		\$42.57	2005	GOODS AND SUPPLIES
35915	MITCHELL DISTRIBUTING CO CORP AKA MITCHELL DISTRIB		\$2,000.00	2003	GOODS AND SUPPLIES
12545	MITCHELL DISTRIBUTING CO CORP AKA MITCHELL DISTRIB		\$782.12	2004	GOODS AND SUPPLIES
10137	MITCHELL DISTRIBUTING CO CORP AKA MITCHELL DISTRIB		\$2,542.59	2004	GOODS AND SUPPLIES
9945	MITCHELL DISTRIBUTING CO CORP AKA MITCHELL DISTRIB		\$497.30	2004	GOODS AND SUPPLIES
11980	MITCHELL DISTRIBUTING CO CORP AKA MITCHELL DISTRIB		\$160.71	2004	GOODS AND SUPPLIES
11315	MITCHELL DISTRIBUTING CO CORP AKA MITCHELL DISTRIB		\$854.63	2004	GOODS AND SUPPLIES
3664	MITCHELL DISTRIBUTING CO CORP AKA MITCHELL DISTRIB		\$729.75	2004	GOODS AND SUPPLIES
6720	MITCHELL DISTRIBUTING CO CORP AKA MITCHELL DISTRIB		\$1,000.00	2004	GOODS AND SUPPLIES
5482	MITCHELL DISTRIBUTING CO CORP AKA MITCHELL DISTRIB		\$1,000.00	2004	GOODS AND SUPPLIES
13630	MITCHELL DISTRIBUTING CO CORP AKA MITCHELL DISTRIB		\$39.09	2004	GOODS AND SUPPLIES
17632	MITCHELL DISTRIBUTING CO CORP AKA MITCHELL DISTRIB		\$1,050.00	2005	GOODS AND SUPPLIES
13984	MITCHELL DISTRIBUTING CO CORP AKA MITCHELL DISTRIB		\$185.85	2004	GOODS AND SUPPLIES
14224	MITCHELL DISTRIBUTING CO CORP AKA MITCHELL DISTRIB		\$111.30	2004	GOODS AND SUPPLIES
19946	MITCHELL DISTRIBUTING CO CORP AKA MITCHELL DISTRIB		\$281.30	2005	GOODS AND SUPPLIES
14911	MITCHELL DISTRIBUTING CO CORP AKA MITCHELL DISTRIB		\$1,050.00	2005	GOODS AND SUPPLIES
23052	MITCHELL DISTRIBUTING CO CORP AKA MITCHELL DISTRIB		\$65,869.00	2005	GOODS AND SUPPLIES
23054	MITCHELL DISTRIBUTING CO CORP AKA MITCHELL DISTRIB		\$55,139.00	2005	GOODS AND SUPPLIES
15565	MITCHELL DISTRIBUTING CO CORP AKA MITCHELL DISTRIB		\$709.91	2005	GOODS AND SUPPLIES
23053	MITCHELL DISTRIBUTING CO CORP AKA MITCHELL DISTRIB		\$110,278.00	2005	GOODS AND SUPPLIES
23643	MITCHELL DISTRIBUTING CO CORP AKA MITCHELL DISTRIB		\$132.30	2005	GOODS AND SUPPLIES
25229	MITCHELL DISTRIBUTING CO CORP AKA MITCHELL DISTRIB		\$525.00	2005	GOODS AND SUPPLIES
14246	MITCHELL DISTRIBUTING CO CORP AKA MITCHELL DISTRIB		\$161.04	2004	GOODS AND SUPPLIES
14596	MITCHELL DISTRIBUTING CO CORP AKA MITCHELL DISTRIB		\$12,022.50	2004	GOODS AND SUPPLIES
16162	MITCHELL DISTRIBUTING CO CORP AKA MITCHELL DISTRIB		\$570.66	2005	GOODS AND SUPPLIES
14708	MITCHELL DISTRIBUTING CO CORP AKA MITCHELL DISTRIB		\$1,000.00	2005	GOODS AND SUPPLIES
22862	MITCHELL DISTRIBUTING CO CORP AKA MITCHELL DISTRIB		\$183.82	2005	GOODS AND SUPPLIES
24364	MITCHELL DISTRIBUTING CO CORP AKA MITCHELL DISTRIB		\$221.76	2005	GOODS AND SUPPLIES
14468	MOBILE ELECTRONICS INC		\$200.00	2004	GOODS AND SUPPLIES
26553	MOBILE ELECTRONICS INC		\$175.00	2005	GOODS AND SUPPLIES
28113	MODERN EXTERMINATING CO INC		\$30.00	2003	GOODS AND SUPPLIES

GOODS AND SERVICES CONTRACTS

Appendix A

PURCHASE ORDER #	VENDOR NAME	ETHNICITY	AWARD AMOUNT	FY	BUSINESS CATEGORY
11852	MODINE AFTERMARKET		\$230.58	2004	GOODS AND SUPPLIES
8033	MOORE ELECTRICAL CONTRACTORS INC		\$5,762.50	2004	GOODS AND SUPPLIES
14783	MOORE ELECTRICAL CONTRACTORS INC		\$3,057.60	2005	GOODS AND SUPPLIES
31314	MOORE NORTH AMERICA INC		\$225.93	2003	GOODS AND SUPPLIES
39416	MOORE NORTH AMERICA INC		\$2,972.02	2003	GOODS AND SUPPLIES
35338	MOORE NORTH AMERICA INC		\$314.54	2003	GOODS AND SUPPLIES
38365	MOORE NORTH AMERICA INC		\$19,764.08	2003	GOODS AND SUPPLIES
39238	MOORE NORTH AMERICA INC		\$419.40	2003	GOODS AND SUPPLIES
28760	MOORE NORTH AMERICA INC		\$31,179.54	2003	GOODS AND SUPPLIES
3807	MOORE WALLACE INC		\$14,056.35	2004	GOODS AND SUPPLIES
11159	MOORE WALLACE INC		\$8,562.96	2004	GOODS AND SUPPLIES
5734	MOORE WALLACE INC		\$3,047.47	2004	GOODS AND SUPPLIES
21798	MOORE WALLACE INC		\$842.04	2005	GOODS AND SUPPLIES
16287	MOORE WALLACE INC		\$2,826.08	2005	GOODS AND SUPPLIES
32085	MORGANELIS PARTY STORE		\$500.00	2003	GOODS AND SUPPLIES
18516	MORGANELIS PARTY STORE		\$1,227.00	2005	GOODS AND SUPPLIES
40983	MORGANS NURSERY & LANDSCAPING		\$1,493.75	2003	GOODS AND SUPPLIES
40987	MORRIS FURNITURE DISTRIBUTORS INC		\$853.64	2003	GOODS AND SUPPLIES
37631	MORRIS FURNITURE DISTRIBUTORS INC		\$311.85	2003	GOODS AND SUPPLIES
9230	MORRIS FURNITURE DISTRIBUTORS INC		\$1,911.00	2004	GOODS AND SUPPLIES
11605	MORRIS FURNITURE DISTRIBUTORS INC		\$4,321.80	2004	GOODS AND SUPPLIES
4091	MORRIS FURNITURE DISTRIBUTORS INC		\$1,648.50	2004	GOODS AND SUPPLIES
14216	MORRIS FURNITURE DISTRIBUTORS INC		\$6,787.20	2004	GOODS AND SUPPLIES
24779	MORRIS FURNITURE DISTRIBUTORS INC		\$1,381.80	2005	GOODS AND SUPPLIES
23774	MORRIS FURNITURE DISTRIBUTORS INC		\$4,022.55	2005	GOODS AND SUPPLIES
14215	MORRIS FURNITURE DISTRIBUTORS INC		\$10,934.70	2004	GOODS AND SUPPLIES
35671	MOTION INDUSTRIES INC		\$1,134.49	2003	GOODS AND SUPPLIES
33743	MOTION INDUSTRIES INC		\$925.29	2003	GOODS AND SUPPLIES
38819	MOTION INDUSTRIES INC		\$773.49	2003	GOODS AND SUPPLIES
580	MOTION INDUSTRIES INC		\$461.08	2004	GOODS AND SUPPLIES
20427	MOTION INDUSTRIES INC		\$279.84	2005	GOODS AND SUPPLIES
23468	MOTION INDUSTRIES INC		\$917.09	2005	GOODS AND SUPPLIES
20054	MOTION INDUSTRIES INC		\$5,693.76	2005	GOODS AND SUPPLIES
19496	MOTION INDUSTRIES INC		\$4,756.86	2005	GOODS AND SUPPLIES

GOODS AND SERVICES CONTRACTS

Appendix A

PURCHASE ORDER #	VENDOR NAME	ETHNICITY	AWARD AMOUNT	FY	BUSINESS CATEGORY
5860	MOUSE HOUSE INC		\$67.20	2004	GOODS AND SUPPLIES
2377	MOUSE HOUSE INC		\$152.20	2004	GOODS AND SUPPLIES
12019	MS KS KRAFTS		\$150.00	2004	GOODS AND SUPPLIES
10270	MUFFLER SHOP OF COLUMBIA		\$62.96	2004	GOODS AND SUPPLIES
22332	MUFFLER SHOP OF COLUMBIA		\$181.09	2005	GOODS AND SUPPLIES
19762	MUFFLER SHOP OF COLUMBIA		\$29.53	2005	GOODS AND SUPPLIES
20960	MUFFLER SHOP OF COLUMBIA		\$179.11	2005	GOODS AND SUPPLIES
19221	MUFFLER SHOP OF COLUMBIA		\$71.27	2005	GOODS AND SUPPLIES
29836	MULTI PARTS INC		\$2,000.00	2003	GOODS AND SUPPLIES
35305	MULTI PARTS INC		\$2,000.00	2003	GOODS AND SUPPLIES
11191	MULTI PARTS INC		\$114.26	2004	GOODS AND SUPPLIES
5887	MULTI PARTS INC		\$140.98	2004	GOODS AND SUPPLIES
7233	MULTI PARTS INC		\$1,000.00	2004	GOODS AND SUPPLIES
5476	MULTI PARTS INC		\$143.64	2004	GOODS AND SUPPLIES
450	MULTI PARTS INC		\$219.87	2004	GOODS AND SUPPLIES
11972	MULTI PARTS INC		\$567.00	2004	GOODS AND SUPPLIES
1658	MULTI PARTS INC		\$500.00	2004	GOODS AND SUPPLIES
7112	MULTI PARTS INC		\$79.38	2004	GOODS AND SUPPLIES
7562	MULTI PARTS INC		\$415.49	2004	GOODS AND SUPPLIES
6564	MULTI PARTS INC		\$139.23	2004	GOODS AND SUPPLIES
8377	MULTI PARTS INC		\$116.95	2004	GOODS AND SUPPLIES
8217	MULTI PARTS INC		\$139.23	2004	GOODS AND SUPPLIES
1336	MULTI PARTS INC		\$160.02	2004	GOODS AND SUPPLIES
11179	MULTI PARTS INC		\$212.35	2004	GOODS AND SUPPLIES
7809	MULTI PARTS INC		\$249.08	2004	GOODS AND SUPPLIES
9500	MULTI PARTS INC		\$139.23	2004	GOODS AND SUPPLIES
11328	MULTI PARTS INC		\$1,050.00	2004	GOODS AND SUPPLIES
10931	MULTI PARTS INC		\$184.95	2004	GOODS AND SUPPLIES
19102	MULTI PARTS INC		\$1,050.00	2005	GOODS AND SUPPLIES
17185	MULTI PARTS INC		\$1,050.00	2005	GOODS AND SUPPLIES
16517	MULTI PARTS INC		\$253.49	2005	GOODS AND SUPPLIES
17100	MULTI PARTS INC		\$187.32	2005	GOODS AND SUPPLIES
22647	MULTI PARTS INC		\$85.75	2005	GOODS AND SUPPLIES
23713	MULTI PARTS INC		\$333.48	2005	GOODS AND SUPPLIES

GOODS AND SERVICES CONTRACTS

Appendix A

PURCHASE ORDER #	VENDOR NAME	ETHNICITY	AWARD AMOUNT	FY	BUSINESS CATEGORY
25495	MULTI PARTS INC		\$1,050.00	2005	GOODS AND SUPPLIES
24591	MULTI PARTS INC		\$242.55	2005	GOODS AND SUPPLIES
24947	MULTI PARTS INC		\$193.72	2005	GOODS AND SUPPLIES
22846	MULTI PARTS INC		\$351.41	2005	GOODS AND SUPPLIES
27324	MULTI PARTS INC		\$1,050.00	2005	GOODS AND SUPPLIES
23009	MULTI PARTS INC		\$593.88	2005	GOODS AND SUPPLIES
12326	MUSICIAN SUPPLY		\$60.90	2004	GOODS AND SUPPLIES
35152	N W WHITE & CO		\$173.25	2003	GOODS AND SUPPLIES
3849	N W WHITE & CO		\$2,394.00	2004	GOODS AND SUPPLIES
29761	NAPA AUTO PARTS INC		\$70.69	2003	GOODS AND SUPPLIES
42028	NAPA AUTO PARTS INC		\$2,100.00	2005	GOODS AND SUPPLIES
37202	NAPA AUTO PARTS INC		\$5,000.00	2003	GOODS AND SUPPLIES
40616	NAPA AUTO PARTS INC		\$300.00	2003	GOODS AND SUPPLIES
29525	NAPA AUTO PARTS INC		\$5,000.00	2003	GOODS AND SUPPLIES
35913	NAPA AUTO PARTS INC		\$5,000.00	2003	GOODS AND SUPPLIES
30124	NAPA AUTO PARTS INC		\$24.45	2003	GOODS AND SUPPLIES
33622	NAPA AUTO PARTS INC		\$5,000.00	2003	GOODS AND SUPPLIES
31755	NAPA AUTO PARTS INC		\$5,000.00	2003	GOODS AND SUPPLIES
36494	NAPA AUTO PARTS INC		\$100.00	2003	GOODS AND SUPPLIES
36605	NAPA AUTO PARTS INC		\$150.00	2003	GOODS AND SUPPLIES
36243	NAPA AUTO PARTS INC		\$37.74	2003	GOODS AND SUPPLIES
29706	NAPA AUTO PARTS INC		\$50.75	2003	GOODS AND SUPPLIES
38598	NAPA AUTO PARTS INC		\$5,000.00	2003	GOODS AND SUPPLIES
39514	NAPA AUTO PARTS INC		\$20.04	2003	GOODS AND SUPPLIES
40605	NAPA AUTO PARTS INC		\$300.00	2003	GOODS AND SUPPLIES
2587	NAPA AUTO PARTS INC		\$4,500.00	2004	GOODS AND SUPPLIES
1464	NAPA AUTO PARTS INC		\$25.55	2004	GOODS AND SUPPLIES
13330	NAPA AUTO PARTS INC		\$2,100.00	2004	GOODS AND SUPPLIES
2399	NAPA AUTO PARTS INC		\$31.50	2004	GOODS AND SUPPLIES
203	NAPA AUTO PARTS INC		\$4,725.00	2004	GOODS AND SUPPLIES
4361	NAPA AUTO PARTS INC		\$44.82	2004	GOODS AND SUPPLIES
12280	NAPA AUTO PARTS INC		\$125.79	2004	GOODS AND SUPPLIES
6724	NAPA AUTO PARTS INC		\$4,500.00	2004	GOODS AND SUPPLIES
4787	NAPA AUTO PARTS INC		\$4,500.00	2004	GOODS AND SUPPLIES

GOODS AND SERVICES CONTRACTS

Appendix A

PURCHASE ORDER #	VENDOR NAME	ETHNICITY	AWARD AMOUNT	FY	BUSINESS CATEGORY
12148	NAPA AUTO PARTS INC		\$75.00	2004	GOODS AND SUPPLIES
4545	NAPA AUTO PARTS INC		\$340.52	2004	GOODS AND SUPPLIES
8579	NAPA AUTO PARTS INC		\$4,500.00	2004	GOODS AND SUPPLIES
4838	NAPA AUTO PARTS INC		\$5,243.90	2004	GOODS AND SUPPLIES
2861	NAPA AUTO PARTS INC		\$129.68	2004	GOODS AND SUPPLIES
13719	NAPA AUTO PARTS INC		\$186.90	2004	GOODS AND SUPPLIES
4191	NAPA AUTO PARTS INC		\$359.43	2004	GOODS AND SUPPLIES
11724	NAPA AUTO PARTS INC		\$3,150.00	2004	GOODS AND SUPPLIES
9430	NAPA AUTO PARTS INC		\$4,500.00	2004	GOODS AND SUPPLIES
2857	NAPA AUTO PARTS INC		\$328.48	2004	GOODS AND SUPPLIES
13677	NAPA AUTO PARTS INC		\$3,144.75	2004	GOODS AND SUPPLIES
25722	NAPA AUTO PARTS INC		\$1,606.50	2005	GOODS AND SUPPLIES
15426	NAPA AUTO PARTS INC		\$700.00	2005	GOODS AND SUPPLIES
26078	NAPA AUTO PARTS INC		\$2,100.00	2005	GOODS AND SUPPLIES
16402	NAPA AUTO PARTS INC		\$93.69	2005	GOODS AND SUPPLIES
15686	NAPA AUTO PARTS INC		\$3,150.00	2005	GOODS AND SUPPLIES
19798	NAPA AUTO PARTS INC		\$2,100.00	2005	GOODS AND SUPPLIES
26195	NAPA AUTO PARTS INC		\$2,100.00	2005	GOODS AND SUPPLIES
22538	NAPA AUTO PARTS INC		\$105.00	2005	GOODS AND SUPPLIES
21993	NAPA AUTO PARTS INC		\$461.52	2005	GOODS AND SUPPLIES
14647	NAPA AUTO PARTS INC		\$2,100.00	2004	GOODS AND SUPPLIES
20968	NAPA AUTO PARTS INC		\$2,100.00	2005	GOODS AND SUPPLIES
27302	NAPA AUTO PARTS INC		\$2,100.00	2005	GOODS AND SUPPLIES
22169	NAPA AUTO PARTS INC		\$5,250.00	2005	GOODS AND SUPPLIES
19067	NAPA AUTO PARTS INC		\$2,100.00	2005	GOODS AND SUPPLIES
24915	NAPA AUTO PARTS INC		\$2,100.00	2005	GOODS AND SUPPLIES
29011	NAPA AUTO PARTS INC		\$500.00	2003	GOODS AND SUPPLIES
16956	NAPA AUTO PARTS INC		\$500.00	2005	GOODS AND SUPPLIES
17657	NAPA AUTO PARTS INC		\$3,150.00	2005	GOODS AND SUPPLIES
28138	NAPA AUTO PARTS INC		\$35.94	2003	GOODS AND SUPPLIES
13526	NATIONAL SPECIALTIES INC		\$10,479.00	2004	GOODS AND SUPPLIES
29796	NATIONAL WATERWORKS INC DBA US FILTER DISTRIBUTION		\$315.00	2003	GOODS AND SUPPLIES
29695	NATIONAL WATERWORKS INC DBA US FILTER DISTRIBUTION		\$97.12	2003	GOODS AND SUPPLIES
41700	NATIONAL WATERWORKS INC DBA US FILTER DISTRIBUTION		\$59.87	2005	GOODS AND SUPPLIES

GOODS AND SERVICES CONTRACTS

Appendix A

PURCHASE ORDER #	VENDOR NAME	ETHNICITY	AWARD AMOUNT	FY	BUSINESS CATEGORY
33152	NATIONAL WATERWORKS INC DBA US FILTER DISTRIBUTION		\$1,310.00	2003	GOODS AND SUPPLIES
42433	NATIONAL WATERWORKS INC DBA US FILTER DISTRIBUTION		\$180.20	2005	GOODS AND SUPPLIES
30779	NATIONAL WATERWORKS INC DBA US FILTER DISTRIBUTION		\$442.32	2003	GOODS AND SUPPLIES
34288	NATIONAL WATERWORKS INC DBA US FILTER DISTRIBUTION		\$294.00	2003	GOODS AND SUPPLIES
34215	NATIONAL WATERWORKS INC DBA US FILTER DISTRIBUTION		\$200.00	2003	GOODS AND SUPPLIES
28987	NATIONAL WATERWORKS INC DBA US FILTER DISTRIBUTION		\$4,900.00	2003	GOODS AND SUPPLIES
28977	NATIONAL WATERWORKS INC DBA US FILTER DISTRIBUTION		\$346,672.50	2003	GOODS AND SUPPLIES
31341	NATIONAL WELDERS SUPPLY CO INC		\$220.32	2003	GOODS AND SUPPLIES
39367	NATIONAL WELDERS SUPPLY CO INC		\$347.13	2003	GOODS AND SUPPLIES
29617	NATIONAL WELDERS SUPPLY CO INC		\$450.00	2003	GOODS AND SUPPLIES
40153	NATIONAL WELDERS SUPPLY CO INC		\$70.00	2003	GOODS AND SUPPLIES
38211	NATIONAL WELDERS SUPPLY CO INC		\$500.00	2003	GOODS AND SUPPLIES
32649	NATIONAL WELDERS SUPPLY CO INC		\$42.58	2003	GOODS AND SUPPLIES
29607	NATIONAL WELDERS SUPPLY CO INC		\$89.03	2003	GOODS AND SUPPLIES
41009	NATIONAL WELDERS SUPPLY CO INC		\$100.00	2003	GOODS AND SUPPLIES
41059	NATIONAL WELDERS SUPPLY CO INC		\$9.25	2003	GOODS AND SUPPLIES
35674	NATIONAL WELDERS SUPPLY CO INC		\$350.00	2003	GOODS AND SUPPLIES
41015	NATIONAL WELDERS SUPPLY CO INC		\$31.87	2003	GOODS AND SUPPLIES
41013	NATIONAL WELDERS SUPPLY CO INC		\$220.32	2003	GOODS AND SUPPLIES
35885	NATIONAL WELDERS SUPPLY CO INC		\$24.94	2003	GOODS AND SUPPLIES
41011	NATIONAL WELDERS SUPPLY CO INC		\$143.29	2003	GOODS AND SUPPLIES
41010	NATIONAL WELDERS SUPPLY CO INC		\$179.64	2003	GOODS AND SUPPLIES
30735	NATIONAL WELDERS SUPPLY CO INC		\$256.65	2003	GOODS AND SUPPLIES
32234	NATIONAL WELDERS SUPPLY CO INC		\$1,000.00	2003	GOODS AND SUPPLIES
37492	NATIONAL WELDERS SUPPLY CO INC		\$932.00	2003	GOODS AND SUPPLIES
29597	NATIONAL WELDERS SUPPLY CO INC		\$100.00	2003	GOODS AND SUPPLIES
40399	NATIONAL WELDERS SUPPLY CO INC		\$9.52	2003	GOODS AND SUPPLIES
33415	NATIONAL WELDERS SUPPLY CO INC		\$225.00	2003	GOODS AND SUPPLIES
33497	NATIONAL WELDERS SUPPLY CO INC		\$1,000.00	2003	GOODS AND SUPPLIES
36012	NATIONAL WELDERS SUPPLY CO INC		\$59.22	2003	GOODS AND SUPPLIES
32432	NATIONAL WELDERS SUPPLY CO INC		\$23.63	2003	GOODS AND SUPPLIES
39280	NATIONAL WELDERS SUPPLY CO INC		\$1,200.00	2003	GOODS AND SUPPLIES
36320	NATIONAL WELDERS SUPPLY CO INC		\$157.98	2003	GOODS AND SUPPLIES
36196	NATIONAL WELDERS SUPPLY CO INC		\$574.31	2003	GOODS AND SUPPLIES

GOODS AND SERVICES CONTRACTS

Appendix A

PURCHASE ORDER #	VENDOR NAME	ETHNICITY	AWARD AMOUNT	FY	BUSINESS CATEGORY
42067	NATIONAL WELDERS SUPPLY CO INC		\$803.00	2005	GOODS AND SUPPLIES
30043	NATIONAL WELDERS SUPPLY CO INC		\$265.35	2003	GOODS AND SUPPLIES
31830	NATIONAL WELDERS SUPPLY CO INC		\$100.75	2003	GOODS AND SUPPLIES
41308	NATIONAL WELDERS SUPPLY CO INC		\$10.00	2005	GOODS AND SUPPLIES
30020	NATIONAL WELDERS SUPPLY CO INC		\$1,000.00	2003	GOODS AND SUPPLIES
3178	NATIONAL WELDERS SUPPLY CO INC		\$309.75	2004	GOODS AND SUPPLIES
3441	NATIONAL WELDERS SUPPLY CO INC		\$241.50	2004	GOODS AND SUPPLIES
2340	NATIONAL WELDERS SUPPLY CO INC		\$400.00	2004	GOODS AND SUPPLIES
13693	NATIONAL WELDERS SUPPLY CO INC		\$331.00	2004	GOODS AND SUPPLIES
13283	NATIONAL WELDERS SUPPLY CO INC		\$8.48	2004	GOODS AND SUPPLIES
13245	NATIONAL WELDERS SUPPLY CO INC		\$20.53	2004	GOODS AND SUPPLIES
2228	NATIONAL WELDERS SUPPLY CO INC		\$63.76	2004	GOODS AND SUPPLIES
875	NATIONAL WELDERS SUPPLY CO INC		\$2,402.00	2004	GOODS AND SUPPLIES
4300	NATIONAL WELDERS SUPPLY CO INC		\$472.50	2004	GOODS AND SUPPLIES
2979	NATIONAL WELDERS SUPPLY CO INC		\$65.47	2004	GOODS AND SUPPLIES
3252	NATIONAL WELDERS SUPPLY CO INC		\$39.26	2004	GOODS AND SUPPLIES
3231	NATIONAL WELDERS SUPPLY CO INC		\$8.98	2004	GOODS AND SUPPLIES
4095	NATIONAL WELDERS SUPPLY CO INC		\$8.70	2004	GOODS AND SUPPLIES
284	NATIONAL WELDERS SUPPLY CO INC		\$9.14	2004	GOODS AND SUPPLIES
5399	NATIONAL WELDERS SUPPLY CO INC		\$9.80	2004	GOODS AND SUPPLIES
9799	NATIONAL WELDERS SUPPLY CO INC		\$51.64	2004	GOODS AND SUPPLIES
12925	NATIONAL WELDERS SUPPLY CO INC		\$20.00	2004	GOODS AND SUPPLIES
5569	NATIONAL WELDERS SUPPLY CO INC		\$215.00	2004	GOODS AND SUPPLIES
1503	NATIONAL WELDERS SUPPLY CO INC		\$398.58	2004	GOODS AND SUPPLIES
11482	NATIONAL WELDERS SUPPLY CO INC		\$160.83	2004	GOODS AND SUPPLIES
8955	NATIONAL WELDERS SUPPLY CO INC		\$8.77	2004	GOODS AND SUPPLIES
6699	NATIONAL WELDERS SUPPLY CO INC		\$9.05	2004	GOODS AND SUPPLIES
11075	NATIONAL WELDERS SUPPLY CO INC		\$9.05	2004	GOODS AND SUPPLIES
132	NATIONAL WELDERS SUPPLY CO INC		\$300.00	2004	GOODS AND SUPPLIES
5985	NATIONAL WELDERS SUPPLY CO INC		\$135.09	2004	GOODS AND SUPPLIES
11731	NATIONAL WELDERS SUPPLY CO INC		\$10.75	2004	GOODS AND SUPPLIES
7844	NATIONAL WELDERS SUPPLY CO INC		\$250.00	2004	GOODS AND SUPPLIES
8251	NATIONAL WELDERS SUPPLY CO INC		\$9.62	2004	GOODS AND SUPPLIES
7461	NATIONAL WELDERS SUPPLY CO INC		\$9.90	2004	GOODS AND SUPPLIES

GOODS AND SERVICES CONTRACTS

Appendix A

PURCHASE ORDER #	VENDOR NAME	ETHNICITY	AWARD AMOUNT	FY	BUSINESS CATEGORY
12393	NATIONAL WELDERS SUPPLY CO INC		\$108.63	2004	GOODS AND SUPPLIES
368	NATIONAL WELDERS SUPPLY CO INC		\$300.00	2004	GOODS AND SUPPLIES
12501	NATIONAL WELDERS SUPPLY CO INC		\$93.00	2004	GOODS AND SUPPLIES
18767	NATIONAL WELDERS SUPPLY CO INC		\$73.83	2005	GOODS AND SUPPLIES
14195	NATIONAL WELDERS SUPPLY CO INC		\$9.90	2004	GOODS AND SUPPLIES
18129	NATIONAL WELDERS SUPPLY CO INC		\$9.05	2005	GOODS AND SUPPLIES
22364	NATIONAL WELDERS SUPPLY CO INC		\$4.31	2005	GOODS AND SUPPLIES
14294	NATIONAL WELDERS SUPPLY CO INC		\$400.00	2004	GOODS AND SUPPLIES
21538	NATIONAL WELDERS SUPPLY CO INC		\$4.30	2005	GOODS AND SUPPLIES
17957	NATIONAL WELDERS SUPPLY CO INC		\$72.42	2005	GOODS AND SUPPLIES
23508	NATIONAL WELDERS SUPPLY CO INC		\$3.41	2005	GOODS AND SUPPLIES
14319	NATIONAL WELDERS SUPPLY CO INC		\$375.00	2004	GOODS AND SUPPLIES
18234	NATIONAL WELDERS SUPPLY CO INC		\$6,000.00	2005	GOODS AND SUPPLIES
17221	NATIONAL WELDERS SUPPLY CO INC		\$3,000.00	2005	GOODS AND SUPPLIES
15709	NATIONAL WELDERS SUPPLY CO INC		\$9.62	2005	GOODS AND SUPPLIES
20458	NATIONAL WELDERS SUPPLY CO INC		\$4.24	2005	GOODS AND SUPPLIES
15590	NATIONAL WELDERS SUPPLY CO INC		\$400.00	2005	GOODS AND SUPPLIES
25933	NATIONAL WELDERS SUPPLY CO INC		\$192.56	2005	GOODS AND SUPPLIES
15535	NATIONAL WELDERS SUPPLY CO INC		\$200.00	2005	GOODS AND SUPPLIES
16029	NATIONAL WELDERS SUPPLY CO INC		\$108.63	2005	GOODS AND SUPPLIES
15666	NATIONAL WELDERS SUPPLY CO INC		\$630.00	2005	GOODS AND SUPPLIES
28825	NATIONAL WELDERS SUPPLY CO INC		\$300.00	2003	GOODS AND SUPPLIES
26013	NATIONAL WELDERS SUPPLY CO INC		\$2.89	2005	GOODS AND SUPPLIES
15175	NATIONAL WELDERS SUPPLY CO INC		\$230.00	2005	GOODS AND SUPPLIES
24869	NATIONAL WELDERS SUPPLY CO INC		\$2.89	2005	GOODS AND SUPPLIES
29008	NATIONAL WELDERS SUPPLY CO INC		\$900.00	2003	GOODS AND SUPPLIES
26970	NATIONAL WELDERS SUPPLY CO INC		\$2.89	2005	GOODS AND SUPPLIES
16799	NATIONAL WELDERS SUPPLY CO INC		\$168.53	2005	GOODS AND SUPPLIES
27180	NATIONAL WELDERS SUPPLY CO INC		\$221.38	2005	GOODS AND SUPPLIES
19336	NATIONAL WELDERS SUPPLY CO INC		\$10.47	2005	GOODS AND SUPPLIES
25177	NATIONAL WELDERS SUPPLY CO INC		\$100.00	2005	GOODS AND SUPPLIES
16975	NATIONAL WELDERS SUPPLY CO INC		\$8.77	2005	GOODS AND SUPPLIES
32781	NATURCHEM INC		\$955.00	2003	GOODS AND SUPPLIES
30601	NATURCHEM INC		\$100.00	2003	GOODS AND SUPPLIES

GOODS AND SERVICES CONTRACTS

Appendix A

PURCHASE ORDER #	VENDOR NAME	ETHNICITY	AWARD AMOUNT	FY	BUSINESS CATEGORY
2636	NATURCHEM INC		\$490.00	2004	GOODS AND SUPPLIES
2582	NATURCHEM INC		\$490.00	2004	GOODS AND SUPPLIES
4858	NATURCHEM INC		\$3,150.00	2004	GOODS AND SUPPLIES
956	NATURCHEM INC		\$490.00	2004	GOODS AND SUPPLIES
2620	NATURCHEM INC		\$560.00	2004	GOODS AND SUPPLIES
1017	NATURCHEM INC		\$490.00	2004	GOODS AND SUPPLIES
1170	NATURCHEM INC		\$490.00	2004	GOODS AND SUPPLIES
2619	NATURCHEM INC		\$490.00	2004	GOODS AND SUPPLIES
19343	NATURCHEM INC		\$3,150.00	2005	GOODS AND SUPPLIES
15597	NATURCHEM INC		\$5,000.00	2005	GOODS AND SUPPLIES
37258	NEFF RENTAL INC		\$8,733.00	2003	GOODS AND SUPPLIES
2463	NEFF RENTAL INC		\$12.60	2004	GOODS AND SUPPLIES
2870	NEFF RENTAL INC		\$45.20	2004	GOODS AND SUPPLIES
25246	NEFF RENTAL INC		\$85.34	2005	GOODS AND SUPPLIES
24703	NEFF RENTAL INC		\$36.75	2005	GOODS AND SUPPLIES
11789	NEHEMIAH COMMUNICATIONS		\$102.00	2004	GOODS AND SUPPLIES
29831	NEIL PARTS REBUILDER INC		\$2,000.00	2003	GOODS AND SUPPLIES
37203	NEIL PARTS REBUILDER INC		\$2,000.00	2003	GOODS AND SUPPLIES
3378	NEIL PARTS REBUILDER INC		\$500.00	2004	GOODS AND SUPPLIES
5890	NEIL PARTS REBUILDER INC		\$933.62	2004	GOODS AND SUPPLIES
8768	NEIL PARTS REBUILDER INC		\$460.72	2004	GOODS AND SUPPLIES
1627	NEIL PARTS REBUILDER INC		\$658.98	2004	GOODS AND SUPPLIES
12522	NEIL PARTS REBUILDER INC		\$230.58	2004	GOODS AND SUPPLIES
13934	NEIL PARTS REBUILDER INC		\$218.40	2004	GOODS AND SUPPLIES
26191	NEIL PARTS REBUILDER INC		\$607.47	2005	GOODS AND SUPPLIES
19062	NEIL PARTS REBUILDER INC		\$491.90	2005	GOODS AND SUPPLIES
17786	NEIL PARTS REBUILDER INC		\$204.92	2005	GOODS AND SUPPLIES
21503	NEIL PARTS REBUILDER INC		\$332.10	2005	GOODS AND SUPPLIES
26216	NEIL PARTS REBUILDER INC		\$206.58	2005	GOODS AND SUPPLIES
17624	NEIL PARTS REBUILDER INC		\$735.25	2005	GOODS AND SUPPLIES
23712	NEIL PARTS REBUILDER INC		\$272.98	2005	GOODS AND SUPPLIES
23172	NEIL PARTS REBUILDER INC		\$186.35	2005	GOODS AND SUPPLIES
1514	NELSON MULLINS RILEY & SCARBOROUGH LLP		\$17.00	2004	GOODS AND SUPPLIES
41028	NEVCO SCOREBOARDS		\$5,600.00	2003	GOODS AND SUPPLIES

GOODS AND SERVICES CONTRACTS

Appendix A

PURCHASE ORDER #	VENDOR NAME	ETHNICITY	AWARD AMOUNT	FY	BUSINESS CATEGORY
1341	NEVCO SCOREBOARDS		\$280.00	2004	GOODS AND SUPPLIES
29216	NOLAND CO INC	NONMINORITY MALE	\$1,200.00	2003	GOODS AND SUPPLIES
40079	NOLAND CO INC	NONMINORITY MALE	\$20.37	2003	GOODS AND SUPPLIES
33243	NOLAND CO INC	NONMINORITY MALE	\$462.72	2003	GOODS AND SUPPLIES
36899	NOLAND CO INC	NONMINORITY MALE	\$339.26	2003	GOODS AND SUPPLIES
32793	NOLAND CO INC	NONMINORITY MALE	\$165.38	2003	GOODS AND SUPPLIES
31812	NOLAND CO INC	NONMINORITY MALE	\$37.31	2003	GOODS AND SUPPLIES
41878	NOLAND CO INC	NONMINORITY MALE	\$98.27	2005	GOODS AND SUPPLIES
29267	NOLAND CO INC	NONMINORITY MALE	\$10,382.03	2003	GOODS AND SUPPLIES
38643	NOLAND CO INC	NONMINORITY MALE	\$47.97	2003	GOODS AND SUPPLIES
30778	NOLAND CO INC	NONMINORITY MALE	\$311.79	2003	GOODS AND SUPPLIES
42056	NOLAND CO INC	NONMINORITY MALE	\$1,344.05	2005	GOODS AND SUPPLIES
33259	NOLAND CO INC	NONMINORITY MALE	\$351.18	2003	GOODS AND SUPPLIES
29652	NOLAND CO INC	NONMINORITY MALE	\$8,813.70	2003	GOODS AND SUPPLIES
33567	NOLAND CO INC	NONMINORITY MALE	\$255.95	2003	GOODS AND SUPPLIES
31393	NOLAND CO INC	NONMINORITY MALE	\$21.91	2003	GOODS AND SUPPLIES
33139	NOLAND CO INC	NONMINORITY MALE	\$493.55	2003	GOODS AND SUPPLIES
32612	NOLAND CO INC	NONMINORITY MALE	\$1,622.25	2003	GOODS AND SUPPLIES
858	NOLAND CO INC	NONMINORITY MALE	\$461.48	2004	GOODS AND SUPPLIES
9759	NOLAND CO INC	NONMINORITY MALE	\$9.45	2004	GOODS AND SUPPLIES
3320	NOLAND CO INC	NONMINORITY MALE	\$700.00	2004	GOODS AND SUPPLIES
11582	NOLAND CO INC	NONMINORITY MALE	\$214.20	2004	GOODS AND SUPPLIES
3831	NOLAND CO INC	NONMINORITY MALE	\$13.64	2004	GOODS AND SUPPLIES
13953	NOLAND CO INC	NONMINORITY MALE	\$91.62	2004	GOODS AND SUPPLIES
21534	NOLAND CO INC	NONMINORITY MALE	\$573.30	2005	GOODS AND SUPPLIES
26695	NOLAND CO INC	NONMINORITY MALE	\$93.44	2005	GOODS AND SUPPLIES
21724	NOLAND CO INC	NONMINORITY MALE	\$299.67	2005	GOODS AND SUPPLIES
20495	NOLAND CO INC	NONMINORITY MALE	\$26.16	2005	GOODS AND SUPPLIES
26650	NOLAND CO INC	NONMINORITY MALE	\$1,283.31	2005	GOODS AND SUPPLIES
20298	NOLAND CO INC	NONMINORITY MALE	\$138.36	2005	GOODS AND SUPPLIES
24702	NOLAND CO INC	NONMINORITY MALE	\$360.49	2005	GOODS AND SUPPLIES
28273	NOLAND CO INC	NONMINORITY MALE	\$63.62	2003	GOODS AND SUPPLIES
16030	NOLAND CO INC	NONMINORITY MALE	\$700.00	2005	GOODS AND SUPPLIES
14824	NORDANS TRIM SHOP		\$2,467.50	2005	GOODS AND SUPPLIES

GOODS AND SERVICES CONTRACTS

Appendix A

PURCHASE ORDER #	VENDOR NAME	ETHNICITY	AWARD AMOUNT	FY	BUSINESS CATEGORY
39794	NORTHEAST TROPHIES & AWARDS		\$307.13	2003	GOODS AND SUPPLIES
27642	NORTHEAST TROPHIES & AWARDS		\$182.32	2005	GOODS AND SUPPLIES
25965	NORTHEAST TROPHIES & AWARDS		\$426.30	2005	GOODS AND SUPPLIES
25378	NORTHEAST TROPHIES & AWARDS		\$183.75	2005	GOODS AND SUPPLIES
32183	NORTHERN TOOL & EQUIPMENT CO		\$53.52	2003	GOODS AND SUPPLIES
32654	NORTHERN TOOL & EQUIPMENT CO		\$100.74	2003	GOODS AND SUPPLIES
39671	NORTHERN TOOL & EQUIPMENT CO		\$488.87	2003	GOODS AND SUPPLIES
36981	NORTHERN TOOL & EQUIPMENT CO		\$79.24	2003	GOODS AND SUPPLIES
29722	NORTHERN TOOL & EQUIPMENT CO		\$1,000.00	2003	GOODS AND SUPPLIES
36486	NORTHERN TOOL & EQUIPMENT CO		\$990.13	2003	GOODS AND SUPPLIES
36672	NORTHERN TOOL & EQUIPMENT CO		\$21.00	2003	GOODS AND SUPPLIES
31479	NORTHERN TOOL & EQUIPMENT CO		\$199.45	2003	GOODS AND SUPPLIES
34905	NORTHERN TOOL & EQUIPMENT CO		\$150.70	2003	GOODS AND SUPPLIES
36628	NORTHERN TOOL & EQUIPMENT CO		\$419.92	2003	GOODS AND SUPPLIES
39645	NORTHERN TOOL & EQUIPMENT CO		\$87.13	2003	GOODS AND SUPPLIES
41386	NORTHERN TOOL & EQUIPMENT CO		\$240.39	2005	GOODS AND SUPPLIES
42212	NORTHERN TOOL & EQUIPMENT CO		\$74.19	2005	GOODS AND SUPPLIES
34569	NORTHERN TOOL & EQUIPMENT CO		\$57.67	2003	GOODS AND SUPPLIES
7565	NORTHERN TOOL & EQUIPMENT CO		\$37.42	2004	GOODS AND SUPPLIES
8263	NORTHERN TOOL & EQUIPMENT CO		\$62.99	2004	GOODS AND SUPPLIES
5241	NORTHERN TOOL & EQUIPMENT CO		\$68.20	2004	GOODS AND SUPPLIES
9632	NORTHERN TOOL & EQUIPMENT CO		\$37.42	2004	GOODS AND SUPPLIES
3497	NORTHERN TOOL & EQUIPMENT CO		\$24.95	2004	GOODS AND SUPPLIES
13686	NORTHERN TOOL & EQUIPMENT CO		\$104.98	2004	GOODS AND SUPPLIES
13346	NORTHERN TOOL & EQUIPMENT CO		\$482.98	2004	GOODS AND SUPPLIES
6894	NORTHERN TOOL & EQUIPMENT CO		\$125.99	2004	GOODS AND SUPPLIES
11428	NORTHERN TOOL & EQUIPMENT CO		\$1,494.09	2004	GOODS AND SUPPLIES
12865	NORTHERN TOOL & EQUIPMENT CO		\$156.97	2004	GOODS AND SUPPLIES
5652	NORTHERN TOOL & EQUIPMENT CO		\$6.29	2004	GOODS AND SUPPLIES
12341	NORTHERN TOOL & EQUIPMENT CO		\$45.65	2004	GOODS AND SUPPLIES
11032	NORTHERN TOOL & EQUIPMENT CO		\$124.90	2004	GOODS AND SUPPLIES
8515	NORTHERN TOOL & EQUIPMENT CO		\$47.24	2004	GOODS AND SUPPLIES
2900	NORTHERN TOOL & EQUIPMENT CO		\$66.00	2004	GOODS AND SUPPLIES
5478	NORTHERN TOOL & EQUIPMENT CO		\$64.01	2004	GOODS AND SUPPLIES

GOODS AND SERVICES CONTRACTS

Appendix A

PURCHASE ORDER #	VENDOR NAME	ETHNICITY	AWARD AMOUNT	FY	BUSINESS CATEGORY
9949	NORTHERN TOOL & EQUIPMENT CO		\$31.49	2004	GOODS AND SUPPLIES
19468	NORTHERN TOOL & EQUIPMENT CO		\$1,074.99	2005	GOODS AND SUPPLIES
25048	NORTHERN TOOL & EQUIPMENT CO		\$2,377.12	2005	GOODS AND SUPPLIES
21985	NORTHERN TOOL & EQUIPMENT CO		\$201.93	2005	GOODS AND SUPPLIES
19519	NORTHERN TOOL & EQUIPMENT CO		\$299.23	2005	GOODS AND SUPPLIES
23423	NORTHERN TOOL & EQUIPMENT CO		\$267.74	2005	GOODS AND SUPPLIES
28133	NORTHERN TOOL & EQUIPMENT CO		\$82.94	2003	GOODS AND SUPPLIES
24945	NORTHERN TOOL & EQUIPMENT CO		\$91.34	2005	GOODS AND SUPPLIES
26279	NORTHERN TOOL & EQUIPMENT CO		\$787.49	2005	GOODS AND SUPPLIES
23164	NORTHERN TOOL & EQUIPMENT CO		\$104.40	2005	GOODS AND SUPPLIES
16210	NORTHERN TOOL & EQUIPMENT CO		\$62.75	2005	GOODS AND SUPPLIES
16057	NORTHERN TOOL & EQUIPMENT CO		\$600.00	2005	GOODS AND SUPPLIES
20001	NORTHERN TOOL & EQUIPMENT CO		\$850.46	2005	GOODS AND SUPPLIES
16815	NORTHERN TOOL & EQUIPMENT CO		\$1,050.00	2005	GOODS AND SUPPLIES
17092	NORTHERN TOOL & EQUIPMENT CO		\$902.98	2005	GOODS AND SUPPLIES
24598	NORTHERN TOOL & EQUIPMENT CO		\$80.82	2005	GOODS AND SUPPLIES
19081	NORTHERN TOOL & EQUIPMENT CO		\$106.01	2005	GOODS AND SUPPLIES
24599	NORTHERN TOOL & EQUIPMENT CO		\$91.34	2005	GOODS AND SUPPLIES
21213	NORTHERN TOOL & EQUIPMENT CO		\$13.64	2005	GOODS AND SUPPLIES
17718	NORTHERN TOOL & EQUIPMENT CO		\$88.14	2005	GOODS AND SUPPLIES
21397	NORTHERN TOOL & EQUIPMENT CO		\$64.02	2005	GOODS AND SUPPLIES
15325	NORTHGATE MUFFLER DIST INC		\$110.75	2005	GOODS AND SUPPLIES
5091	NORTONS STEREO		\$89.00	2004	GOODS AND SUPPLIES
4982	NORTONS STEREO		\$89.00	2004	GOODS AND SUPPLIES
23704	NORTONS STEREO		\$3,614.50	2005	GOODS AND SUPPLIES
19551	NORTONS STEREO		\$79.99	2005	GOODS AND SUPPLIES
38142	NUTTALLS TIRES & BATTERY WHOLESAL		\$404.00	2003	GOODS AND SUPPLIES
210	NUTTALLS TIRES & BATTERY WHOLESAL		\$120,970.50	2004	GOODS AND SUPPLIES
472	NUTTALLS TIRES & BATTERY WHOLESAL		\$487.20	2004	GOODS AND SUPPLIES
2883	NUTTALLS TIRES & BATTERY WHOLESAL		\$612.40	2004	GOODS AND SUPPLIES
10646	NUTTALLS TIRES & BATTERY WHOLESAL		\$402.60	2004	GOODS AND SUPPLIES
805	NUTTALLS TIRES & BATTERY WHOLESAL		\$214.20	2004	GOODS AND SUPPLIES
835	NUTTALLS TIRES & BATTERY WHOLESAL		\$1,553.75	2004	GOODS AND SUPPLIES
8989	NUTTALLS TIRES & BATTERY WHOLESAL		\$197.50	2004	GOODS AND SUPPLIES

GOODS AND SERVICES CONTRACTS

Appendix A

PURCHASE ORDER #	VENDOR NAME	ETHNICITY	AWARD AMOUNT	FY	BUSINESS CATEGORY
7983	NUTTALLS TIRES & BATTERY WHOLESAL		\$245.93	2004	GOODS AND SUPPLIES
325	NUTTALLS TIRES & BATTERY WHOLESAL		\$5,562.43	2004	GOODS AND SUPPLIES
3043	NUTTALLS TIRES & BATTERY WHOLESAL		\$620.20	2004	GOODS AND SUPPLIES
7802	NUTTALLS TIRES & BATTERY WHOLESAL		\$352.00	2004	GOODS AND SUPPLIES
11039	NUTTALLS TIRES & BATTERY WHOLESAL		\$337.78	2004	GOODS AND SUPPLIES
12544	NUTTALLS TIRES & BATTERY WHOLESAL		\$158.83	2004	GOODS AND SUPPLIES
6448	NUTTALLS TIRES & BATTERY WHOLESAL		\$1,958.25	2004	GOODS AND SUPPLIES
12528	NUTTALLS TIRES & BATTERY WHOLESAL		\$288.70	2004	GOODS AND SUPPLIES
9043	NUTTALLS TIRES & BATTERY WHOLESAL		\$223.08	2004	GOODS AND SUPPLIES
4159	NUTTALLS TIRES & BATTERY WHOLESAL		\$427.80	2004	GOODS AND SUPPLIES
4302	NUTTALLS TIRES & BATTERY WHOLESAL		\$375.45	2004	GOODS AND SUPPLIES
5332	NUTTALLS TIRES & BATTERY WHOLESAL		\$482.00	2004	GOODS AND SUPPLIES
11193	NUTTALLS TIRES & BATTERY WHOLESAL		\$7.88	2004	GOODS AND SUPPLIES
9624	NUTTALLS TIRES & BATTERY WHOLESAL		\$365.00	2004	GOODS AND SUPPLIES
10260	NUTTALLS TIRES & BATTERY WHOLESAL		\$197.00	2004	GOODS AND SUPPLIES
23484	NUTTALLS TIRES & BATTERY WHOLESAL		\$298.90	2005	GOODS AND SUPPLIES
18064	NUTTALLS TIRES & BATTERY WHOLESAL		\$1,163.00	2005	GOODS AND SUPPLIES
15751	NUTTALLS TIRES & BATTERY WHOLESAL		\$2,646.25	2005	GOODS AND SUPPLIES
33014	OFFICE FURNITURE USA DIVISION OF THE OFFICE PLACE		\$997.90	2003	GOODS AND SUPPLIES
40062	OFFICE FURNITURE USA DIVISION OF THE OFFICE PLACE		\$1,569.44	2003	GOODS AND SUPPLIES
33013	OFFICE FURNITURE USA DIVISION OF THE OFFICE PLACE		\$417.90	2003	GOODS AND SUPPLIES
32984	OFFICE FURNITURE USA DIVISION OF THE OFFICE PLACE		\$1,367.10	2003	GOODS AND SUPPLIES
42133	OFFICE FURNITURE USA DIVISION OF THE OFFICE PLACE		\$287.84	2005	GOODS AND SUPPLIES
41039	OFFICE FURNITURE USA DIVISION OF THE OFFICE PLACE		\$2,879.25	2003	GOODS AND SUPPLIES
34874	OFFICE FURNITURE USA DIVISION OF THE OFFICE PLACE		\$530.25	2003	GOODS AND SUPPLIES
42348	OFFICE FURNITURE USA DIVISION OF THE OFFICE PLACE		\$2,597.00	2005	GOODS AND SUPPLIES
41036	OFFICE FURNITURE USA DIVISION OF THE OFFICE PLACE		\$425.00	2003	GOODS AND SUPPLIES
42347	OFFICE FURNITURE USA DIVISION OF THE OFFICE PLACE		\$5,977.29	2005	GOODS AND SUPPLIES
41031	OFFICE FURNITURE USA DIVISION OF THE OFFICE PLACE		\$504.00	2003	GOODS AND SUPPLIES
42242	OFFICE FURNITURE USA DIVISION OF THE OFFICE PLACE		\$447.30	2005	GOODS AND SUPPLIES
39282	OFFICE FURNITURE USA DIVISION OF THE OFFICE PLACE		\$565.79	2003	GOODS AND SUPPLIES
36355	OFFICE FURNITURE USA DIVISION OF THE OFFICE PLACE		\$4,146.40	2003	GOODS AND SUPPLIES
42241	OFFICE FURNITURE USA DIVISION OF THE OFFICE PLACE		\$4,701.90	2005	GOODS AND SUPPLIES
42132	OFFICE FURNITURE USA DIVISION OF THE OFFICE PLACE		\$5,615.83	2005	GOODS AND SUPPLIES

GOODS AND SERVICES CONTRACTS

Appendix A

PURCHASE ORDER #	VENDOR NAME	ETHNICITY	AWARD AMOUNT	FY	BUSINESS CATEGORY
11486	OFFICE FURNITURE USA DIVISION OF THE OFFICE PLACE		\$951.83	2004	GOODS AND SUPPLIES
11485	OFFICE FURNITURE USA DIVISION OF THE OFFICE PLACE		\$187.95	2004	GOODS AND SUPPLIES
11484	OFFICE FURNITURE USA DIVISION OF THE OFFICE PLACE		\$178.95	2004	GOODS AND SUPPLIES
11489	OFFICE FURNITURE USA DIVISION OF THE OFFICE PLACE		\$951.83	2004	GOODS AND SUPPLIES
11487	OFFICE FURNITURE USA DIVISION OF THE OFFICE PLACE		\$951.83	2004	GOODS AND SUPPLIES
10953	OFFICE FURNITURE USA DIVISION OF THE OFFICE PLACE		\$2,329.18	2004	GOODS AND SUPPLIES
13235	OFFICE FURNITURE USA DIVISION OF THE OFFICE PLACE		\$1,704.15	2004	GOODS AND SUPPLIES
11488	OFFICE FURNITURE USA DIVISION OF THE OFFICE PLACE		\$951.83	2004	GOODS AND SUPPLIES
53	OFFICE FURNITURE USA DIVISION OF THE OFFICE PLACE		\$810.60	2004	GOODS AND SUPPLIES
9443	OFFICE FURNITURE USA DIVISION OF THE OFFICE PLACE		\$411.90	2004	GOODS AND SUPPLIES
11266	OFFICE FURNITURE USA DIVISION OF THE OFFICE PLACE		\$2,082.17	2004	GOODS AND SUPPLIES
4511	OFFICE FURNITURE USA DIVISION OF THE OFFICE PLACE		\$1,503.60	2004	GOODS AND SUPPLIES
13728	OFFICE FURNITURE USA DIVISION OF THE OFFICE PLACE		\$1,288.78	2004	GOODS AND SUPPLIES
13123	OFFICE FURNITURE USA DIVISION OF THE OFFICE PLACE		\$300.00	2004	GOODS AND SUPPLIES
13232	OFFICE FURNITURE USA DIVISION OF THE OFFICE PLACE		\$1,704.15	2004	GOODS AND SUPPLIES
18362	OFFICE FURNITURE USA DIVISION OF THE OFFICE PLACE		\$2,105.25	2005	GOODS AND SUPPLIES
25073	OFFICE FURNITURE USA DIVISION OF THE OFFICE PLACE		\$329.70	2005	GOODS AND SUPPLIES
24704	OFFICE FURNITURE USA DIVISION OF THE OFFICE PLACE		\$434.91	2005	GOODS AND SUPPLIES
25084	OFFICE FURNITURE USA DIVISION OF THE OFFICE PLACE		\$349.65	2005	GOODS AND SUPPLIES
19275	OFFICE FURNITURE USA DIVISION OF THE OFFICE PLACE		\$351.38	2005	GOODS AND SUPPLIES
22043	OFFICE FURNITURE USA DIVISION OF THE OFFICE PLACE		\$1,012.15	2005	GOODS AND SUPPLIES
23910	OFFICE FURNITURE USA DIVISION OF THE OFFICE PLACE		\$334.95	2005	GOODS AND SUPPLIES
19248	OFFICE FURNITURE USA DIVISION OF THE OFFICE PLACE		\$2,014.95	2005	GOODS AND SUPPLIES
25260	OFFICE FURNITURE USA DIVISION OF THE OFFICE PLACE		\$1,251.60	2005	GOODS AND SUPPLIES
19341	OFFICE FURNITURE USA DIVISION OF THE OFFICE PLACE		\$4,991.70	2005	GOODS AND SUPPLIES
20923	OFFICE FURNITURE USA DIVISION OF THE OFFICE PLACE		\$183.75	2005	GOODS AND SUPPLIES
14983	OFFICE FURNITURE USA DIVISION OF THE OFFICE PLACE		\$1,751.51	2005	GOODS AND SUPPLIES
27508	OFFICE FURNITURE USA DIVISION OF THE OFFICE PLACE		\$1,305.15	2005	GOODS AND SUPPLIES
18883	OFFICE FURNITURE USA DIVISION OF THE OFFICE PLACE		\$1,613.85	2005	GOODS AND SUPPLIES
22313	OFFICE FURNITURE USA DIVISION OF THE OFFICE PLACE		\$297.15	2005	GOODS AND SUPPLIES
25949	OFFICE FURNITURE USA DIVISION OF THE OFFICE PLACE		\$4,147.50	2005	GOODS AND SUPPLIES
23900	OFFICE FURNITURE USA DIVISION OF THE OFFICE PLACE		\$384.88	2005	GOODS AND SUPPLIES
462	OFFICEPRO		\$16.80	2004	GOODS AND SUPPLIES
40993	OMNI GLASS INDUSTRIES INC		\$25.00	2003	GOODS AND SUPPLIES

GOODS AND SERVICES CONTRACTS

Appendix A

PURCHASE ORDER #	VENDOR NAME	ETHNICITY	AWARD AMOUNT	FY	BUSINESS CATEGORY
37437	OMNI GLASS INDUSTRIES INC		\$250.00	2003	GOODS AND SUPPLIES
34684	OMNI GLASS INDUSTRIES INC		\$295.00	2003	GOODS AND SUPPLIES
36021	OMNI GLASS INDUSTRIES INC		\$25.22	2003	GOODS AND SUPPLIES
31438	OMNI GLASS INDUSTRIES INC		\$26.15	2003	GOODS AND SUPPLIES
32282	OMNI GLASS INDUSTRIES INC		\$325.52	2003	GOODS AND SUPPLIES
34173	OMNI GLASS INDUSTRIES INC		\$93.48	2003	GOODS AND SUPPLIES
8179	OMNI GLASS INDUSTRIES INC		\$210.00	2004	GOODS AND SUPPLIES
5909	OMNI GLASS INDUSTRIES INC		\$347.00	2004	GOODS AND SUPPLIES
5971	OMNI GLASS INDUSTRIES INC		\$125.00	2004	GOODS AND SUPPLIES
847	OMNI GLASS INDUSTRIES INC		\$46.52	2004	GOODS AND SUPPLIES
10803	OMNI GLASS INDUSTRIES INC		\$425.00	2004	GOODS AND SUPPLIES
4818	OMNI GLASS INDUSTRIES INC		\$250.00	2004	GOODS AND SUPPLIES
1746	OMNI GLASS INDUSTRIES INC		\$750.00	2004	GOODS AND SUPPLIES
10677	OMNI GLASS INDUSTRIES INC		\$265.00	2004	GOODS AND SUPPLIES
15996	OMNI GLASS INDUSTRIES INC		\$750.00	2005	GOODS AND SUPPLIES
26089	OMNI GLASS INDUSTRIES INC		\$105.00	2005	GOODS AND SUPPLIES
27621	OMNI GLASS INDUSTRIES INC		\$31.80	2005	GOODS AND SUPPLIES
19125	OMNI GLASS INDUSTRIES INC		\$500.00	2005	GOODS AND SUPPLIES
28801	OMNI GLASS INDUSTRIES INC		\$120.00	2003	GOODS AND SUPPLIES
28808	OMNI GLASS INDUSTRIES INC		\$350.00	2003	GOODS AND SUPPLIES
39460	OMNI TRACKS		\$1,239.00	2003	GOODS AND SUPPLIES
22051	ORECK FLOOR CARE CENTER 2		\$127.03	2005	GOODS AND SUPPLIES
19819	OUTEN FENCING	AFRICAN AMERICAN	\$2,260.13	2005	GOODS AND SUPPLIES
28829	OUTSPOKIN BICYCLES		\$4,630.50	2003	GOODS AND SUPPLIES
6497	OVERHEAD DOOR CO OF COLUMBIA		\$6,254.85	2004	GOODS AND SUPPLIES
11637	OVERHEAD DOOR CO OF COLUMBIA		\$1,286.25	2004	GOODS AND SUPPLIES
27351	OVERHEAD DOOR CO OF COLUMBIA		\$1,105.00	2005	GOODS AND SUPPLIES
25997	OVERHEAD DOOR CO OF COLUMBIA		\$183.75	2005	GOODS AND SUPPLIES
33843	OWENS WELDING WORKS		\$250.00	2003	GOODS AND SUPPLIES
12254	OWENS WELDING WORKS		\$500.00	2004	GOODS AND SUPPLIES
17527	OWENS WELDING WORKS		\$300.00	2005	GOODS AND SUPPLIES
5759	P & B PROMOTIONALS	AFRICAN AMERICAN	\$39.10	2004	GOODS AND SUPPLIES
52	P & B PROMOTIONALS	AFRICAN AMERICAN	\$586.95	2004	GOODS AND SUPPLIES
7241	P & B PROMOTIONALS	AFRICAN AMERICAN	\$979.38	2004	GOODS AND SUPPLIES

GOODS AND SERVICES CONTRACTS

Appendix A

PURCHASE ORDER #	VENDOR NAME	ETHNICITY	AWARD AMOUNT	FY	BUSINESS CATEGORY
5760	P & B PROMOTIONALS	AFRICAN AMERICAN	\$25.10	2004	GOODS AND SUPPLIES
51	P & B PROMOTIONALS	AFRICAN AMERICAN	\$514.50	2004	GOODS AND SUPPLIES
37575	P & H PAINT & BODY INC		\$3,000.00	2003	GOODS AND SUPPLIES
37210	P & H PAINT & BODY INC		\$906.45	2003	GOODS AND SUPPLIES
39536	P & H PAINT & BODY INC		\$1,191.50	2003	GOODS AND SUPPLIES
34913	P & H PAINT & BODY INC		\$2,930.09	2003	GOODS AND SUPPLIES
35331	P & H PAINT & BODY INC		\$2,991.53	2003	GOODS AND SUPPLIES
40500	P & H PAINT & BODY INC		\$1,246.20	2003	GOODS AND SUPPLIES
33545	P & H PAINT & BODY INC		\$3,000.00	2003	GOODS AND SUPPLIES
3437	P & S CONSTRUCTION CO INC		\$7,717.50	2004	GOODS AND SUPPLIES
30407	P C CORNER		\$115.50	2003	GOODS AND SUPPLIES
40967	PALMETTO AIR & CHILLER SERVICES INC		\$636.00	2003	GOODS AND SUPPLIES
11904	PALMETTO AIR & CHILLER SERVICES INC		\$1,150.00	2004	GOODS AND SUPPLIES
9405	PALMETTO AIR & CHILLER SERVICES INC		\$262.50	2004	GOODS AND SUPPLIES
23452	PALMETTO AIR & CHILLER SERVICES INC		\$484.00	2005	GOODS AND SUPPLIES
32291	PALMETTO CANDY & TOBACCO CO		\$491.98	2003	GOODS AND SUPPLIES
40249	PALMETTO CANDY & TOBACCO CO		\$2,887.50	2003	GOODS AND SUPPLIES
5325	PALMETTO CANDY & TOBACCO CO		\$63.26	2004	GOODS AND SUPPLIES
513	PALMETTO CANDY & TOBACCO CO		\$500.00	2004	GOODS AND SUPPLIES
5370	PALMETTO CANDY & TOBACCO CO		\$388.71	2004	GOODS AND SUPPLIES
161	PALMETTO CANDY & TOBACCO CO		\$900.00	2004	GOODS AND SUPPLIES
8381	PALMETTO CANDY & TOBACCO CO		\$81.49	2004	GOODS AND SUPPLIES
12729	PALMETTO CANDY & TOBACCO CO		\$4,560.00	2004	GOODS AND SUPPLIES
15237	PALMETTO CANDY & TOBACCO CO		\$500.00	2005	GOODS AND SUPPLIES
15386	PALMETTO CANDY & TOBACCO CO		\$900.00	2005	GOODS AND SUPPLIES
15445	PALMETTO CANDY & TOBACCO CO		\$2,640.00	2005	GOODS AND SUPPLIES
21245	PALMETTO CANDY & TOBACCO CO		\$149.96	2005	GOODS AND SUPPLIES
28791	PALMETTO CANDY & TOBACCO CO		\$531.99	2003	GOODS AND SUPPLIES
24450	PALMETTO CANDY & TOBACCO CO		\$382.20	2005	GOODS AND SUPPLIES
28787	PALMETTO CANDY & TOBACCO CO		\$126.64	2003	GOODS AND SUPPLIES
27337	PALMETTO CANDY & TOBACCO CO		\$4,966.50	2005	GOODS AND SUPPLIES
16810	PALMETTO CANDY & TOBACCO CO		\$1,300.00	2005	GOODS AND SUPPLIES
28793	PALMETTO CANDY & TOBACCO CO		\$900.00	2003	GOODS AND SUPPLIES
40950	PALMETTO DISTRIBUTORS DBA PALMETTO PUBLIC SAFETY		\$718.13	2003	GOODS AND SUPPLIES

GOODS AND SERVICES CONTRACTS

Appendix A

PURCHASE ORDER #	VENDOR NAME	ETHNICITY	AWARD AMOUNT	FY	BUSINESS CATEGORY
40952	PALMETTO DISTRIBUTORS DBA PALMETTO PUBLIC SAFETY		\$562.69	2003	GOODS AND SUPPLIES
41699	PALMETTO DISTRIBUTORS DBA PALMETTO PUBLIC SAFETY		\$4,308.28	2005	GOODS AND SUPPLIES
40953	PALMETTO DISTRIBUTORS DBA PALMETTO PUBLIC SAFETY		\$1,112.97	2003	GOODS AND SUPPLIES
29840	PALMETTO DISTRIBUTORS DBA PALMETTO PUBLIC SAFETY		\$3,000.00	2003	GOODS AND SUPPLIES
33425	PALMETTO DISTRIBUTORS DBA PALMETTO PUBLIC SAFETY		\$845.25	2003	GOODS AND SUPPLIES
33428	PALMETTO DISTRIBUTORS DBA PALMETTO PUBLIC SAFETY		\$808.50	2003	GOODS AND SUPPLIES
40949	PALMETTO DISTRIBUTORS DBA PALMETTO PUBLIC SAFETY		\$688.82	2003	GOODS AND SUPPLIES
38070	PALMETTO DISTRIBUTORS DBA PALMETTO PUBLIC SAFETY		\$444.52	2003	GOODS AND SUPPLIES
33317	PALMETTO DISTRIBUTORS DBA PALMETTO PUBLIC SAFETY		\$700.00	2003	GOODS AND SUPPLIES
34202	PALMETTO DISTRIBUTORS DBA PALMETTO PUBLIC SAFETY		\$342.41	2003	GOODS AND SUPPLIES
40591	PALMETTO DISTRIBUTORS DBA PALMETTO PUBLIC SAFETY		\$193.16	2003	GOODS AND SUPPLIES
37028	PALMETTO DISTRIBUTORS DBA PALMETTO PUBLIC SAFETY		\$5,000.00	2003	GOODS AND SUPPLIES
37015	PALMETTO DISTRIBUTORS DBA PALMETTO PUBLIC SAFETY		\$839.96	2003	GOODS AND SUPPLIES
41229	PALMETTO DISTRIBUTORS DBA PALMETTO PUBLIC SAFETY		\$667.70	2005	GOODS AND SUPPLIES
39186	PALMETTO DISTRIBUTORS DBA PALMETTO PUBLIC SAFETY		\$1,049.95	2003	GOODS AND SUPPLIES
36940	PALMETTO DISTRIBUTORS DBA PALMETTO PUBLIC SAFETY		\$181.73	2003	GOODS AND SUPPLIES
36342	PALMETTO DISTRIBUTORS DBA PALMETTO PUBLIC SAFETY		\$79.99	2003	GOODS AND SUPPLIES
36351	PALMETTO DISTRIBUTORS DBA PALMETTO PUBLIC SAFETY		\$20,653.43	2003	GOODS AND SUPPLIES
31004	PALMETTO DISTRIBUTORS DBA PALMETTO PUBLIC SAFETY		\$360.76	2003	GOODS AND SUPPLIES
40945	PALMETTO DISTRIBUTORS DBA PALMETTO PUBLIC SAFETY		\$2,719.28	2003	GOODS AND SUPPLIES
31756	PALMETTO DISTRIBUTORS DBA PALMETTO PUBLIC SAFETY		\$3,000.00	2003	GOODS AND SUPPLIES
42405	PALMETTO DISTRIBUTORS DBA PALMETTO PUBLIC SAFETY		\$1,532.85	2005	GOODS AND SUPPLIES
30617	PALMETTO DISTRIBUTORS DBA PALMETTO PUBLIC SAFETY		\$74.02	2003	GOODS AND SUPPLIES
38462	PALMETTO DISTRIBUTORS DBA PALMETTO PUBLIC SAFETY		\$1,390.98	2003	GOODS AND SUPPLIES
40947	PALMETTO DISTRIBUTORS DBA PALMETTO PUBLIC SAFETY		\$745.50	2003	GOODS AND SUPPLIES
35348	PALMETTO DISTRIBUTORS DBA PALMETTO PUBLIC SAFETY		\$26.91	2003	GOODS AND SUPPLIES
34989	PALMETTO DISTRIBUTORS DBA PALMETTO PUBLIC SAFETY		\$3,000.00	2003	GOODS AND SUPPLIES
42201	PALMETTO DISTRIBUTORS DBA PALMETTO PUBLIC SAFETY		\$1,499.97	2005	GOODS AND SUPPLIES
9827	PALMETTO DISTRIBUTORS DBA PALMETTO PUBLIC SAFETY		\$1,568.14	2004	GOODS AND SUPPLIES
813	PALMETTO DISTRIBUTORS DBA PALMETTO PUBLIC SAFETY		\$755.94	2004	GOODS AND SUPPLIES
3247	PALMETTO DISTRIBUTORS DBA PALMETTO PUBLIC SAFETY		\$451.44	2004	GOODS AND SUPPLIES
9373	PALMETTO DISTRIBUTORS DBA PALMETTO PUBLIC SAFETY		\$1,077.21	2004	GOODS AND SUPPLIES
12587	PALMETTO DISTRIBUTORS DBA PALMETTO PUBLIC SAFETY		\$811.58	2004	GOODS AND SUPPLIES
11772	PALMETTO DISTRIBUTORS DBA PALMETTO PUBLIC SAFETY		\$56.68	2004	GOODS AND SUPPLIES

GOODS AND SERVICES CONTRACTS

Appendix A

PURCHASE ORDER #	VENDOR NAME	ETHNICITY	AWARD AMOUNT	FY	BUSINESS CATEGORY
8116	PALMETTO DISTRIBUTORS DBA PALMETTO PUBLIC SAFETY		\$37.88	2004	GOODS AND SUPPLIES
4778	PALMETTO DISTRIBUTORS DBA PALMETTO PUBLIC SAFETY		\$2,000.00	2004	GOODS AND SUPPLIES
8228	PALMETTO DISTRIBUTORS DBA PALMETTO PUBLIC SAFETY		\$176.66	2004	GOODS AND SUPPLIES
9505	PALMETTO DISTRIBUTORS DBA PALMETTO PUBLIC SAFETY		\$345.35	2004	GOODS AND SUPPLIES
11178	PALMETTO DISTRIBUTORS DBA PALMETTO PUBLIC SAFETY		\$293.90	2004	GOODS AND SUPPLIES
13824	PALMETTO DISTRIBUTORS DBA PALMETTO PUBLIC SAFETY		\$246.70	2004	GOODS AND SUPPLIES
7632	PALMETTO DISTRIBUTORS DBA PALMETTO PUBLIC SAFETY		\$197.36	2004	GOODS AND SUPPLIES
1153	PALMETTO DISTRIBUTORS DBA PALMETTO PUBLIC SAFETY		\$31.25	2004	GOODS AND SUPPLIES
8371	PALMETTO DISTRIBUTORS DBA PALMETTO PUBLIC SAFETY		\$902.79	2004	GOODS AND SUPPLIES
1493	PALMETTO DISTRIBUTORS DBA PALMETTO PUBLIC SAFETY		\$93.20	2004	GOODS AND SUPPLIES
12066	PALMETTO DISTRIBUTORS DBA PALMETTO PUBLIC SAFETY		\$1,963.49	2004	GOODS AND SUPPLIES
13052	PALMETTO DISTRIBUTORS DBA PALMETTO PUBLIC SAFETY		\$1,109.39	2004	GOODS AND SUPPLIES
9596	PALMETTO DISTRIBUTORS DBA PALMETTO PUBLIC SAFETY		\$220.32	2004	GOODS AND SUPPLIES
6477	PALMETTO DISTRIBUTORS DBA PALMETTO PUBLIC SAFETY		\$143.61	2004	GOODS AND SUPPLIES
104	PALMETTO DISTRIBUTORS DBA PALMETTO PUBLIC SAFETY		\$2,100.00	2004	GOODS AND SUPPLIES
1144	PALMETTO DISTRIBUTORS DBA PALMETTO PUBLIC SAFETY		\$2,092.78	2004	GOODS AND SUPPLIES
3156	PALMETTO DISTRIBUTORS DBA PALMETTO PUBLIC SAFETY		\$196.09	2004	GOODS AND SUPPLIES
4378	PALMETTO DISTRIBUTORS DBA PALMETTO PUBLIC SAFETY		\$333.86	2004	GOODS AND SUPPLIES
4382	PALMETTO DISTRIBUTORS DBA PALMETTO PUBLIC SAFETY		\$12,074.79	2004	GOODS AND SUPPLIES
6410	PALMETTO DISTRIBUTORS DBA PALMETTO PUBLIC SAFETY		\$228.90	2004	GOODS AND SUPPLIES
11690	PALMETTO DISTRIBUTORS DBA PALMETTO PUBLIC SAFETY		\$982.69	2004	GOODS AND SUPPLIES
3662	PALMETTO DISTRIBUTORS DBA PALMETTO PUBLIC SAFETY		\$333.86	2004	GOODS AND SUPPLIES
8407	PALMETTO DISTRIBUTORS DBA PALMETTO PUBLIC SAFETY		\$28,821.83	2004	GOODS AND SUPPLIES
13823	PALMETTO DISTRIBUTORS DBA PALMETTO PUBLIC SAFETY		\$312.84	2004	GOODS AND SUPPLIES
3352	PALMETTO DISTRIBUTORS DBA PALMETTO PUBLIC SAFETY		\$485.04	2004	GOODS AND SUPPLIES
13587	PALMETTO DISTRIBUTORS DBA PALMETTO PUBLIC SAFETY		\$320.16	2004	GOODS AND SUPPLIES
13173	PALMETTO DISTRIBUTORS DBA PALMETTO PUBLIC SAFETY		\$394.82	2004	GOODS AND SUPPLIES
1278	PALMETTO DISTRIBUTORS DBA PALMETTO PUBLIC SAFETY		\$1,066.94	2004	GOODS AND SUPPLIES
16481	PALMETTO DISTRIBUTORS DBA PALMETTO PUBLIC SAFETY		\$283.50	2005	GOODS AND SUPPLIES
15573	PALMETTO DISTRIBUTORS DBA PALMETTO PUBLIC SAFETY		\$352.74	2005	GOODS AND SUPPLIES
27434	PALMETTO DISTRIBUTORS DBA PALMETTO PUBLIC SAFETY		\$60.00	2005	GOODS AND SUPPLIES
21732	PALMETTO DISTRIBUTORS DBA PALMETTO PUBLIC SAFETY		\$81.89	2005	GOODS AND SUPPLIES
16929	PALMETTO DISTRIBUTORS DBA PALMETTO PUBLIC SAFETY		\$1,050.00	2005	GOODS AND SUPPLIES
26704	PALMETTO DISTRIBUTORS DBA PALMETTO PUBLIC SAFETY		\$4,308.28	2005	GOODS AND SUPPLIES

GOODS AND SERVICES CONTRACTS

Appendix A

PURCHASE ORDER #	VENDOR NAME	ETHNICITY	AWARD AMOUNT	FY	BUSINESS CATEGORY
19479	PALMETTO DISTRIBUTORS DBA PALMETTO PUBLIC SAFETY		\$293.96	2005	GOODS AND SUPPLIES
20388	PALMETTO DISTRIBUTORS DBA PALMETTO PUBLIC SAFETY		\$125.94	2005	GOODS AND SUPPLIES
25934	PALMETTO DISTRIBUTORS DBA PALMETTO PUBLIC SAFETY		\$20,786.08	2005	GOODS AND SUPPLIES
16863	PALMETTO DISTRIBUTORS DBA PALMETTO PUBLIC SAFETY		\$167.96	2005	GOODS AND SUPPLIES
26465	PALMETTO DISTRIBUTORS DBA PALMETTO PUBLIC SAFETY		\$89.20	2005	GOODS AND SUPPLIES
24371	PALMETTO DISTRIBUTORS DBA PALMETTO PUBLIC SAFETY		\$393.44	2005	GOODS AND SUPPLIES
24928	PALMETTO DISTRIBUTORS DBA PALMETTO PUBLIC SAFETY		\$557.03	2005	GOODS AND SUPPLIES
25226	PALMETTO DISTRIBUTORS DBA PALMETTO PUBLIC SAFETY		\$2,077.39	2005	GOODS AND SUPPLIES
26552	PALMETTO DISTRIBUTORS DBA PALMETTO PUBLIC SAFETY		\$2,456.87	2005	GOODS AND SUPPLIES
22103	PALMETTO DISTRIBUTORS DBA PALMETTO PUBLIC SAFETY		\$230.99	2005	GOODS AND SUPPLIES
26666	PALMETTO DISTRIBUTORS DBA PALMETTO PUBLIC SAFETY		\$41.99	2005	GOODS AND SUPPLIES
15183	PALMETTO DISTRIBUTORS DBA PALMETTO PUBLIC SAFETY		\$800.00	2005	GOODS AND SUPPLIES
14359	PALMETTO DISTRIBUTORS DBA PALMETTO PUBLIC SAFETY		\$51.16	2004	GOODS AND SUPPLIES
19951	PALMETTO DISTRIBUTORS DBA PALMETTO PUBLIC SAFETY		\$982.55	2005	GOODS AND SUPPLIES
26196	PALMETTO DISTRIBUTORS DBA PALMETTO PUBLIC SAFETY		\$325.39	2005	GOODS AND SUPPLIES
14744	PALMETTO DISTRIBUTORS DBA PALMETTO PUBLIC SAFETY		\$379.50	2005	GOODS AND SUPPLIES
25430	PALMETTO DISTRIBUTORS DBA PALMETTO PUBLIC SAFETY		\$6,816.28	2005	GOODS AND SUPPLIES
19675	PALMETTO DISTRIBUTORS DBA PALMETTO PUBLIC SAFETY		\$1,156.52	2005	GOODS AND SUPPLIES
18779	PALMETTO DISTRIBUTORS DBA PALMETTO PUBLIC SAFETY		\$499.80	2005	GOODS AND SUPPLIES
26740	PALMETTO DISTRIBUTORS DBA PALMETTO PUBLIC SAFETY		\$387.61	2005	GOODS AND SUPPLIES
25822	PALMETTO DISTRIBUTORS DBA PALMETTO PUBLIC SAFETY		\$3,522.51	2005	GOODS AND SUPPLIES
25437	PALMETTO DISTRIBUTORS DBA PALMETTO PUBLIC SAFETY		\$93.20	2005	GOODS AND SUPPLIES
22235	PALMETTO DISTRIBUTORS DBA PALMETTO PUBLIC SAFETY		\$168.50	2005	GOODS AND SUPPLIES
27412	PALMETTO DISTRIBUTORS DBA PALMETTO PUBLIC SAFETY		\$858.54	2005	GOODS AND SUPPLIES
14928	PALMETTO DISTRIBUTORS DBA PALMETTO PUBLIC SAFETY		\$641.17	2005	GOODS AND SUPPLIES
26202	PALMETTO DISTRIBUTORS DBA PALMETTO PUBLIC SAFETY		\$668.68	2005	GOODS AND SUPPLIES
16125	PALMETTO DISTRIBUTORS DBA PALMETTO PUBLIC SAFETY		\$311.25	2005	GOODS AND SUPPLIES
16600	PALMETTO DISTRIBUTORS DBA PALMETTO PUBLIC SAFETY		\$141.74	2005	GOODS AND SUPPLIES
27301	PALMETTO DISTRIBUTORS DBA PALMETTO PUBLIC SAFETY		\$3,071.09	2005	GOODS AND SUPPLIES
27486	PALMETTO DISTRIBUTORS DBA PALMETTO PUBLIC SAFETY		\$57.18	2005	GOODS AND SUPPLIES
21920	PALMETTO DISTRIBUTORS DBA PALMETTO PUBLIC SAFETY		\$72.42	2005	GOODS AND SUPPLIES
14573	PALMETTO DISTRIBUTORS DBA PALMETTO PUBLIC SAFETY		\$3,035.89	2004	GOODS AND SUPPLIES
25499	PALMETTO DISTRIBUTORS DBA PALMETTO PUBLIC SAFETY		\$1,290.72	2005	GOODS AND SUPPLIES
25096	PALMETTO DISTRIBUTORS DBA PALMETTO PUBLIC SAFETY		\$4,308.28	2005	GOODS AND SUPPLIES

GOODS AND SERVICES CONTRACTS

Appendix A

PURCHASE ORDER #	VENDOR NAME	ETHNICITY	AWARD AMOUNT	FY	BUSINESS CATEGORY
32607	PALMETTO LAWN & LEISURE LEXINGTON		\$73.50	2003	GOODS AND SUPPLIES
39718	PALMETTO LAWN & LEISURE LEXINGTON		\$1,000.00	2003	GOODS AND SUPPLIES
29217	PALMETTO LAWN & LEISURE LEXINGTON		\$500.00	2003	GOODS AND SUPPLIES
32919	PALMETTO LAWN & LEISURE LEXINGTON		\$121.80	2003	GOODS AND SUPPLIES
35352	PALMETTO LAWN & LEISURE LEXINGTON		\$300.69	2003	GOODS AND SUPPLIES
38149	PALMETTO LAWN & LEISURE LEXINGTON		\$5,000.00	2003	GOODS AND SUPPLIES
37171	PALMETTO LAWN & LEISURE LEXINGTON		\$261.50	2003	GOODS AND SUPPLIES
32013	PALMETTO LAWN & LEISURE LEXINGTON		\$2,024.40	2003	GOODS AND SUPPLIES
36944	PALMETTO LAWN & LEISURE LEXINGTON		\$238.35	2003	GOODS AND SUPPLIES
31793	PALMETTO LAWN & LEISURE LEXINGTON		\$5,000.00	2003	GOODS AND SUPPLIES
41228	PALMETTO LAWN & LEISURE LEXINGTON		\$901.10	2005	GOODS AND SUPPLIES
29816	PALMETTO LAWN & LEISURE LEXINGTON		\$630.00	2003	GOODS AND SUPPLIES
41709	PALMETTO LAWN & LEISURE LEXINGTON		\$1,558.08	2005	GOODS AND SUPPLIES
33305	PALMETTO LAWN & LEISURE LEXINGTON		\$3,000.00	2003	GOODS AND SUPPLIES
34351	PALMETTO LAWN & LEISURE LEXINGTON		\$5,000.00	2003	GOODS AND SUPPLIES
40442	PALMETTO LAWN & LEISURE LEXINGTON		\$1,000.00	2003	GOODS AND SUPPLIES
38873	PALMETTO LAWN & LEISURE LEXINGTON		\$787.29	2003	GOODS AND SUPPLIES
40928	PALMETTO LAWN & LEISURE LEXINGTON		\$587.63	2003	GOODS AND SUPPLIES
34211	PALMETTO LAWN & LEISURE LEXINGTON		\$866.83	2003	GOODS AND SUPPLIES
40177	PALMETTO LAWN & LEISURE LEXINGTON		\$500.00	2003	GOODS AND SUPPLIES
31910	PALMETTO LAWN & LEISURE LEXINGTON		\$88.46	2003	GOODS AND SUPPLIES
31343	PALMETTO LAWN & LEISURE LEXINGTON		\$58.00	2003	GOODS AND SUPPLIES
35740	PALMETTO LAWN & LEISURE LEXINGTON		\$400.00	2003	GOODS AND SUPPLIES
29513	PALMETTO LAWN & LEISURE LEXINGTON		\$400.00	2003	GOODS AND SUPPLIES
38600	PALMETTO LAWN & LEISURE LEXINGTON		\$875.13	2005	GOODS AND SUPPLIES
29439	PALMETTO LAWN & LEISURE LEXINGTON		\$346.34	2003	GOODS AND SUPPLIES
35949	PALMETTO LAWN & LEISURE LEXINGTON		\$402.00	2003	GOODS AND SUPPLIES
40444	PALMETTO LAWN & LEISURE LEXINGTON		\$17.70	2003	GOODS AND SUPPLIES
40936	PALMETTO LAWN & LEISURE LEXINGTON		\$300.69	2003	GOODS AND SUPPLIES
40940	PALMETTO LAWN & LEISURE LEXINGTON		\$559.65	2003	GOODS AND SUPPLIES
40944	PALMETTO LAWN & LEISURE LEXINGTON		\$1,000.00	2003	GOODS AND SUPPLIES
40933	PALMETTO LAWN & LEISURE LEXINGTON		\$294.00	2003	GOODS AND SUPPLIES
40930	PALMETTO LAWN & LEISURE LEXINGTON		\$348.60	2003	GOODS AND SUPPLIES
36846	PALMETTO LAWN & LEISURE LEXINGTON		\$1,646.34	2003	GOODS AND SUPPLIES

GOODS AND SERVICES CONTRACTS

Appendix A

PURCHASE ORDER #	VENDOR NAME	ETHNICITY	AWARD AMOUNT	FY	BUSINESS CATEGORY
10757	PALMETTO LAWN & LEISURE LEXINGTON		\$319.16	2004	GOODS AND SUPPLIES
13482	PALMETTO LAWN & LEISURE LEXINGTON		\$77.35	2004	GOODS AND SUPPLIES
44	PALMETTO LAWN & LEISURE LEXINGTON		\$500.81	2004	GOODS AND SUPPLIES
889	PALMETTO LAWN & LEISURE LEXINGTON		\$94.50	2004	GOODS AND SUPPLIES
1131	PALMETTO LAWN & LEISURE LEXINGTON		\$63.00	2004	GOODS AND SUPPLIES
9977	PALMETTO LAWN & LEISURE LEXINGTON		\$2,100.00	2004	GOODS AND SUPPLIES
431	PALMETTO LAWN & LEISURE LEXINGTON		\$2,000.00	2004	GOODS AND SUPPLIES
13189	PALMETTO LAWN & LEISURE LEXINGTON		\$134.91	2004	GOODS AND SUPPLIES
8944	PALMETTO LAWN & LEISURE LEXINGTON		\$3,164.96	2004	GOODS AND SUPPLIES
338	PALMETTO LAWN & LEISURE LEXINGTON		\$1,140.16	2004	GOODS AND SUPPLIES
8626	PALMETTO LAWN & LEISURE LEXINGTON		\$2,546.25	2004	GOODS AND SUPPLIES
4883	PALMETTO LAWN & LEISURE LEXINGTON		\$384.00	2004	GOODS AND SUPPLIES
1136	PALMETTO LAWN & LEISURE LEXINGTON		\$23.10	2004	GOODS AND SUPPLIES
3304	PALMETTO LAWN & LEISURE LEXINGTON		\$300.00	2004	GOODS AND SUPPLIES
437	PALMETTO LAWN & LEISURE LEXINGTON		\$4,200.00	2004	GOODS AND SUPPLIES
2419	PALMETTO LAWN & LEISURE LEXINGTON		\$146.48	2004	GOODS AND SUPPLIES
7482	PALMETTO LAWN & LEISURE LEXINGTON		\$4,500.00	2004	GOODS AND SUPPLIES
1302	PALMETTO LAWN & LEISURE LEXINGTON		\$278.03	2004	GOODS AND SUPPLIES
13260	PALMETTO LAWN & LEISURE LEXINGTON		\$204.13	2004	GOODS AND SUPPLIES
3495	PALMETTO LAWN & LEISURE LEXINGTON		\$879.55	2004	GOODS AND SUPPLIES
3487	PALMETTO LAWN & LEISURE LEXINGTON		\$700.00	2004	GOODS AND SUPPLIES
3562	PALMETTO LAWN & LEISURE LEXINGTON		\$26.29	2004	GOODS AND SUPPLIES
13577	PALMETTO LAWN & LEISURE LEXINGTON		\$323.25	2004	GOODS AND SUPPLIES
8506	PALMETTO LAWN & LEISURE LEXINGTON		\$575.82	2004	GOODS AND SUPPLIES
3773	PALMETTO LAWN & LEISURE LEXINGTON		\$4,500.00	2004	GOODS AND SUPPLIES
13152	PALMETTO LAWN & LEISURE LEXINGTON		\$285.33	2004	GOODS AND SUPPLIES
12348	PALMETTO LAWN & LEISURE LEXINGTON		\$79.38	2004	GOODS AND SUPPLIES
9865	PALMETTO LAWN & LEISURE LEXINGTON		\$2,411.47	2004	GOODS AND SUPPLIES
13291	PALMETTO LAWN & LEISURE LEXINGTON		\$535.39	2004	GOODS AND SUPPLIES
11847	PALMETTO LAWN & LEISURE LEXINGTON		\$2,100.00	2004	GOODS AND SUPPLIES
4446	PALMETTO LAWN & LEISURE LEXINGTON		\$4,500.00	2004	GOODS AND SUPPLIES
13607	PALMETTO LAWN & LEISURE LEXINGTON		\$500.77	2004	GOODS AND SUPPLIES
8187	PALMETTO LAWN & LEISURE LEXINGTON		\$1,348.68	2004	GOODS AND SUPPLIES
1647	PALMETTO LAWN & LEISURE LEXINGTON		\$4,500.00	2004	GOODS AND SUPPLIES

GOODS AND SERVICES CONTRACTS

Appendix A

PURCHASE ORDER #	VENDOR NAME	ETHNICITY	AWARD AMOUNT	FY	BUSINESS CATEGORY
17477	PALMETTO LAWN & LEISURE LEXINGTON		\$780.00	2005	GOODS AND SUPPLIES
23498	PALMETTO LAWN & LEISURE LEXINGTON		\$317.69	2005	GOODS AND SUPPLIES
24205	PALMETTO LAWN & LEISURE LEXINGTON		\$2,100.00	2005	GOODS AND SUPPLIES
26665	PALMETTO LAWN & LEISURE LEXINGTON		\$2,100.00	2005	GOODS AND SUPPLIES
26742	PALMETTO LAWN & LEISURE LEXINGTON		\$2,100.00	2005	GOODS AND SUPPLIES
17296	PALMETTO LAWN & LEISURE LEXINGTON		\$2,100.00	2005	GOODS AND SUPPLIES
16127	PALMETTO LAWN & LEISURE LEXINGTON		\$2,000.00	2005	GOODS AND SUPPLIES
23521	PALMETTO LAWN & LEISURE LEXINGTON		\$262.50	2005	GOODS AND SUPPLIES
23683	PALMETTO LAWN & LEISURE LEXINGTON		\$493.50	2005	GOODS AND SUPPLIES
23645	PALMETTO LAWN & LEISURE LEXINGTON		\$2,100.00	2005	GOODS AND SUPPLIES
26117	PALMETTO LAWN & LEISURE LEXINGTON		\$1,948.87	2005	GOODS AND SUPPLIES
18113	PALMETTO LAWN & LEISURE LEXINGTON		\$534.16	2005	GOODS AND SUPPLIES
14287	PALMETTO LAWN & LEISURE LEXINGTON		\$170.10	2004	GOODS AND SUPPLIES
22618	PALMETTO LAWN & LEISURE LEXINGTON		\$715.51	2005	GOODS AND SUPPLIES
26426	PALMETTO LAWN & LEISURE LEXINGTON		\$2,588.23	2005	GOODS AND SUPPLIES
14357	PALMETTO LAWN & LEISURE LEXINGTON		\$151.25	2004	GOODS AND SUPPLIES
17254	PALMETTO LAWN & LEISURE LEXINGTON		\$132.56	2005	GOODS AND SUPPLIES
15561	PALMETTO LAWN & LEISURE LEXINGTON		\$502.77	2005	GOODS AND SUPPLIES
16327	PALMETTO LAWN & LEISURE LEXINGTON		\$300.00	2005	GOODS AND SUPPLIES
27463	PALMETTO LAWN & LEISURE LEXINGTON		\$28.35	2005	GOODS AND SUPPLIES
17646	PALMETTO LAWN & LEISURE LEXINGTON		\$2,100.00	2005	GOODS AND SUPPLIES
15422	PALMETTO LAWN & LEISURE LEXINGTON		\$700.00	2005	GOODS AND SUPPLIES
14622	PALMETTO LAWN & LEISURE LEXINGTON		\$1,050.00	2004	GOODS AND SUPPLIES
26555	PALMETTO LAWN & LEISURE LEXINGTON		\$272.84	2005	GOODS AND SUPPLIES
24507	PALMETTO LAWN & LEISURE LEXINGTON		\$2,195.84	2005	GOODS AND SUPPLIES
20631	PALMETTO LAWN & LEISURE LEXINGTON		\$2,100.00	2005	GOODS AND SUPPLIES
14035	PALMETTO LAWN & LEISURE LEXINGTON		\$116.01	2004	GOODS AND SUPPLIES
21349	PALMETTO LAWN & LEISURE LEXINGTON		\$2,436.59	2005	GOODS AND SUPPLIES
29010	PALMETTO LAWN & LEISURE LEXINGTON		\$1,000.00	2003	GOODS AND SUPPLIES
18845	PALMETTO LAWN & LEISURE LEXINGTON		\$2,100.00	2005	GOODS AND SUPPLIES
23516	PALMETTO METAL PRODUCTS INC		\$333.90	2005	GOODS AND SUPPLIES
41535	PALMETTO OFFICE MACHINES INC		\$195.04	2005	GOODS AND SUPPLIES
17898	PALMETTO OFFICE MACHINES INC		\$312,994.00	2005	GOODS AND SUPPLIES
21424	PALMETTO OFFICE MACHINES INC		\$9,714.60	2005	GOODS AND SUPPLIES

GOODS AND SERVICES CONTRACTS

Appendix A

PURCHASE ORDER #	VENDOR NAME	ETHNICITY	AWARD AMOUNT	FY	BUSINESS CATEGORY
25711	PALMETTO OFFICE MACHINES INC		\$1,254.75	2005	GOODS AND SUPPLIES
33162	PALMETTO OPTICAL LABORATORY		\$298.65	2003	GOODS AND SUPPLIES
34032	PALMETTO OPTICAL LABORATORY		\$500.00	2003	GOODS AND SUPPLIES
30940	PALMETTO OPTICAL LABORATORY		\$500.00	2003	GOODS AND SUPPLIES
38840	PALMETTO OPTICAL LABORATORY		\$135.63	2003	GOODS AND SUPPLIES
6839	PALMETTO OPTICAL LABORATORY		\$251.49	2004	GOODS AND SUPPLIES
6533	PALMETTO OPTICAL LABORATORY		\$498.75	2004	GOODS AND SUPPLIES
6743	PALMETTO OPTICAL LABORATORY		\$472.50	2004	GOODS AND SUPPLIES
4615	PALMETTO OPTICAL LABORATORY		\$65.78	2004	GOODS AND SUPPLIES
6516	PALMETTO OPTICAL LABORATORY		\$82.88	2004	GOODS AND SUPPLIES
15222	PALMETTO OPTICAL LABORATORY		\$1,500.00	2005	GOODS AND SUPPLIES
26324	PALMETTO OPTICAL LABORATORY		\$67.17	2005	GOODS AND SUPPLIES
20063	PALMETTO OPTICAL LABORATORY		\$36.93	2005	GOODS AND SUPPLIES
31067	PALMETTO PAPER PRODUCTS INC		\$4,846.42	2003	GOODS AND SUPPLIES
31735	PALMETTO PAPER PRODUCTS INC		\$5,677.34	2003	GOODS AND SUPPLIES
33969	PALMETTO PARTY RENTAL INC		\$1,708.28	2003	GOODS AND SUPPLIES
36101	PALMETTO PARTY RENTAL INC		\$1,293.41	2003	GOODS AND SUPPLIES
40096	PALMETTO PARTY RENTAL INC		\$2,139.17	2003	GOODS AND SUPPLIES
8183	PALMETTO PARTY RENTAL INC		\$788.00	2004	GOODS AND SUPPLIES
4589	PALMETTO PARTY RENTAL INC		\$1,708.27	2004	GOODS AND SUPPLIES
12892	PALMETTO PARTY RENTAL INC		\$276.25	2004	GOODS AND SUPPLIES
5799	PALMETTO PARTY RENTAL INC		\$5,212.83	2004	GOODS AND SUPPLIES
10767	PALMETTO PARTY RENTAL INC		\$948.25	2004	GOODS AND SUPPLIES
21296	PALMETTO PARTY RENTAL INC		\$315.00	2005	GOODS AND SUPPLIES
14380	PALMETTO PARTY RENTAL INC		\$205.38	2004	GOODS AND SUPPLIES
19576	PALMETTO PARTY RENTAL INC		\$1,708.27	2005	GOODS AND SUPPLIES
22552	PALMETTO PARTY RENTAL INC		\$787.72	2005	GOODS AND SUPPLIES
34993	PALMETTO PET SUPPLY INC		\$494.40	2003	GOODS AND SUPPLIES
40903	PALMETTO PRECAST INC		\$352.80	2003	GOODS AND SUPPLIES
30687	PALMETTO PRECAST INC		\$441.00	2003	GOODS AND SUPPLIES
33573	PALMETTO PRECAST INC		\$176.40	2003	GOODS AND SUPPLIES
30139	PALMETTO PRECAST INC		\$232.05	2003	GOODS AND SUPPLIES
34044	PALMETTO PRECAST INC		\$294.60	2003	GOODS AND SUPPLIES
33165	PALMETTO PRECAST INC		\$570.17	2003	GOODS AND SUPPLIES

GOODS AND SERVICES CONTRACTS

Appendix A

PURCHASE ORDER #	VENDOR NAME	ETHNICITY	AWARD AMOUNT	FY	BUSINESS CATEGORY
35448	PALMETTO PRECAST INC		\$669.90	2003	GOODS AND SUPPLIES
37743	PALMETTO PRECAST INC		\$113.40	2003	GOODS AND SUPPLIES
33169	PALMETTO PRECAST INC		\$216.30	2003	GOODS AND SUPPLIES
31304	PALMETTO PRECAST INC		\$302.40	2003	GOODS AND SUPPLIES
34625	PALMETTO PRECAST INC		\$470.40	2003	GOODS AND SUPPLIES
39358	PALMETTO PRECAST INC		\$1,978.00	2003	GOODS AND SUPPLIES
40910	PALMETTO PRECAST INC		\$1,634.85	2003	GOODS AND SUPPLIES
38091	PALMETTO PRECAST INC		\$176.40	2003	GOODS AND SUPPLIES
29241	PALMETTO PRECAST INC		\$4,900.00	2003	GOODS AND SUPPLIES
31840	PALMETTO PRECAST INC		\$2,058.00	2003	GOODS AND SUPPLIES
40902	PALMETTO PRECAST INC		\$2,426.57	2003	GOODS AND SUPPLIES
40909	PALMETTO PRECAST INC		\$60.90	2003	GOODS AND SUPPLIES
40904	PALMETTO PRECAST INC		\$796.95	2003	GOODS AND SUPPLIES
36754	PALMETTO PRECAST INC		\$294.00	2003	GOODS AND SUPPLIES
35408	PALMETTO PRECAST INC		\$1,634.85	2003	GOODS AND SUPPLIES
12186	PALMETTO PRECAST INC		\$1,698.35	2004	GOODS AND SUPPLIES
945	PALMETTO PRECAST INC		\$352.80	2004	GOODS AND SUPPLIES
3481	PALMETTO PRECAST INC		\$121.80	2004	GOODS AND SUPPLIES
8917	PALMETTO PRECAST INC		\$487.20	2004	GOODS AND SUPPLIES
8919	PALMETTO PRECAST INC		\$1,295.70	2004	GOODS AND SUPPLIES
4333	PALMETTO PRECAST INC		\$748.65	2004	GOODS AND SUPPLIES
11135	PALMETTO PRECAST INC		\$436.80	2004	GOODS AND SUPPLIES
1121	PALMETTO PRECAST INC		\$811.65	2004	GOODS AND SUPPLIES
10374	PALMETTO PRECAST INC		\$436.80	2004	GOODS AND SUPPLIES
6589	PALMETTO PRECAST INC		\$609.00	2004	GOODS AND SUPPLIES
1869	PALMETTO PRECAST INC		\$403.20	2004	GOODS AND SUPPLIES
6443	PALMETTO PRECAST INC		\$730.80	2004	GOODS AND SUPPLIES
10118	PALMETTO PRECAST INC		\$243.60	2004	GOODS AND SUPPLIES
6613	PALMETTO PRECAST INC		\$100.80	2004	GOODS AND SUPPLIES
3741	PALMETTO PRECAST INC		\$110.25	2004	GOODS AND SUPPLIES
9848	PALMETTO PRECAST INC		\$100.80	2004	GOODS AND SUPPLIES
9338	PALMETTO PRECAST INC		\$441.00	2004	GOODS AND SUPPLIES
3808	PALMETTO PRECAST INC		\$1,612.80	2004	GOODS AND SUPPLIES
10568	PALMETTO PRECAST INC		\$621.60	2004	GOODS AND SUPPLIES

GOODS AND SERVICES CONTRACTS

Appendix A

PURCHASE ORDER #	VENDOR NAME	ETHNICITY	AWARD AMOUNT	FY	BUSINESS CATEGORY
11644	PALMETTO PRECAST INC		\$875.70	2004	GOODS AND SUPPLIES
7419	PALMETTO PRECAST INC		\$1,787.10	2004	GOODS AND SUPPLIES
4876	PALMETTO PRECAST INC		\$706.65	2004	GOODS AND SUPPLIES
4078	PALMETTO PRECAST INC		\$403.20	2004	GOODS AND SUPPLIES
5285	PALMETTO PRECAST INC		\$441.00	2004	GOODS AND SUPPLIES
1299	PALMETTO PRECAST INC		\$302.40	2004	GOODS AND SUPPLIES
1592	PALMETTO PRECAST INC		\$403.20	2004	GOODS AND SUPPLIES
3349	PALMETTO PRECAST INC		\$682.50	2004	GOODS AND SUPPLIES
3501	PALMETTO PRECAST INC		\$2,426.57	2004	GOODS AND SUPPLIES
8006	PALMETTO PRECAST INC		\$441.00	2004	GOODS AND SUPPLIES
25442	PALMETTO PRECAST INC		\$100.80	2005	GOODS AND SUPPLIES
18446	PALMETTO PRECAST INC		\$1,232.70	2005	GOODS AND SUPPLIES
22750	PALMETTO PRECAST INC		\$877.80	2005	GOODS AND SUPPLIES
19137	PALMETTO PRECAST INC		\$1,047.90	2005	GOODS AND SUPPLIES
21091	PALMETTO PRECAST INC		\$2,100.00	2005	GOODS AND SUPPLIES
23211	PALMETTO PRECAST INC		\$2,544.15	2005	GOODS AND SUPPLIES
24195	PALMETTO PRECAST INC		\$472.50	2005	GOODS AND SUPPLIES
15677	PALMETTO PRECAST INC		\$499.80	2005	GOODS AND SUPPLIES
16968	PALMETTO PRECAST INC		\$602.70	2005	GOODS AND SUPPLIES
24872	PALMETTO PRECAST INC		\$2,759.40	2005	GOODS AND SUPPLIES
26707	PALMETTO PRECAST INC		\$1,121.40	2005	GOODS AND SUPPLIES
26163	PALMETTO PRECAST INC		\$778.05	2005	GOODS AND SUPPLIES
16581	PALMETTO PRECAST INC		\$3,675.00	2005	GOODS AND SUPPLIES
15678	PALMETTO PRECAST INC		\$109.20	2005	GOODS AND SUPPLIES
18470	PALMETTO PRECAST INC		\$3,074.40	2005	GOODS AND SUPPLIES
26719	PALMETTO PROMOTIONS	NONMINORITY MALE	\$1,158.02	2005	GOODS AND SUPPLIES
37753	PALMETTO PROPANE INC		\$243.60	2003	GOODS AND SUPPLIES
36671	PALMETTO PROPANE INC		\$40.01	2003	GOODS AND SUPPLIES
31973	PALMETTO PROPANE INC		\$40.01	2003	GOODS AND SUPPLIES
29801	PALMETTO PROPANE INC		\$41.06	2003	GOODS AND SUPPLIES
37802	PALMETTO PROPANE INC		\$40.01	2003	GOODS AND SUPPLIES
35387	PALMETTO PROPANE INC		\$250.00	2003	GOODS AND SUPPLIES
31487	PALMETTO PROPANE INC		\$65.00	2003	GOODS AND SUPPLIES
40879	PALMETTO PROPANE INC		\$2,704.80	2003	GOODS AND SUPPLIES

GOODS AND SERVICES CONTRACTS

Appendix A

PURCHASE ORDER #	VENDOR NAME	ETHNICITY	AWARD AMOUNT	FY	BUSINESS CATEGORY
34469	PALMETTO PROPANE INC		\$40.01	2003	GOODS AND SUPPLIES
34075	PALMETTO PROPANE INC		\$500.00	2003	GOODS AND SUPPLIES
37057	PALMETTO PROPANE INC		\$40.01	2003	GOODS AND SUPPLIES
36566	PALMETTO PROPANE INC		\$2,394.00	2003	GOODS AND SUPPLIES
35675	PALMETTO PROPANE INC		\$2,000.00	2003	GOODS AND SUPPLIES
30177	PALMETTO PROPANE INC		\$5,000.00	2003	GOODS AND SUPPLIES
38682	PALMETTO PROPANE INC		\$40.01	2003	GOODS AND SUPPLIES
32910	PALMETTO PROPANE INC		\$40.01	2003	GOODS AND SUPPLIES
35466	PALMETTO PROPANE INC		\$316.18	2003	GOODS AND SUPPLIES
34587	PALMETTO PROPANE INC		\$346.50	2003	GOODS AND SUPPLIES
11991	PALMETTO PROPANE INC		\$1,071.00	2004	GOODS AND SUPPLIES
2572	PALMETTO PROPANE INC		\$40.01	2004	GOODS AND SUPPLIES
5010	PALMETTO PROPANE INC		\$280.00	2004	GOODS AND SUPPLIES
2559	PALMETTO PROPANE INC		\$6,000.00	2004	GOODS AND SUPPLIES
7852	PALMETTO PROPANE INC		\$164.15	2004	GOODS AND SUPPLIES
767	PALMETTO PROPANE INC		\$275.67	2004	GOODS AND SUPPLIES
7018	PALMETTO PROPANE INC		\$1,240.71	2004	GOODS AND SUPPLIES
10857	PALMETTO PROPANE INC		\$338.95	2004	GOODS AND SUPPLIES
9325	PALMETTO PROPANE INC		\$1,200.00	2004	GOODS AND SUPPLIES
22685	PALMETTO PROPANE INC		\$170.93	2005	GOODS AND SUPPLIES
25316	PALMETTO PROPANE INC		\$844.92	2005	GOODS AND SUPPLIES
24965	PALMETTO PROPANE INC		\$171.24	2005	GOODS AND SUPPLIES
15174	PALMETTO PROPANE INC		\$400.00	2005	GOODS AND SUPPLIES
25403	PALMETTO PROPANE INC		\$303.33	2005	GOODS AND SUPPLIES
21953	PALMETTO PROPANE INC		\$1,500.00	2005	GOODS AND SUPPLIES
15282	PALMETTO PROPANE INC		\$5,000.00	2005	GOODS AND SUPPLIES
20351	PALMETTO PROPANE INC		\$277.33	2005	GOODS AND SUPPLIES
24461	PALMETTO PROPANE INC		\$2,121.86	2005	GOODS AND SUPPLIES
17157	PALMETTO PROPANE INC		\$206.08	2005	GOODS AND SUPPLIES
23084	PALMETTO PROPANE INC		\$160.73	2005	GOODS AND SUPPLIES
29256	PALMETTO SOUTHERN INC		\$236.91	2003	GOODS AND SUPPLIES
2998	PALMETTO SOUTHERN INC		\$480.38	2004	GOODS AND SUPPLIES
35053	PALMETTO TILE DISTRIBUTORS INC		\$29.92	2003	GOODS AND SUPPLIES
37188	PALMETTO WELDING SUPPLY INC		\$33.29	2003	GOODS AND SUPPLIES

GOODS AND SERVICES CONTRACTS

Appendix A

PURCHASE ORDER #	VENDOR NAME	ETHNICITY	AWARD AMOUNT	FY	BUSINESS CATEGORY
39522	PALMETTO WELDING SUPPLY INC		\$24.38	2003	GOODS AND SUPPLIES
33538	PALMETTO WELDING SUPPLY INC		\$44.63	2003	GOODS AND SUPPLIES
37592	PALMETTO WELDING SUPPLY INC		\$65.63	2003	GOODS AND SUPPLIES
42411	PALMETTO WELDING SUPPLY INC		\$144.27	2005	GOODS AND SUPPLIES
38281	PALMETTO WELDING SUPPLY INC		\$3,071.25	2003	GOODS AND SUPPLIES
42234	PALMETTO WELDING SUPPLY INC		\$27.72	2005	GOODS AND SUPPLIES
42159	PALMETTO WELDING SUPPLY INC		\$13.94	2005	GOODS AND SUPPLIES
41906	PALMETTO WELDING SUPPLY INC		\$84.00	2005	GOODS AND SUPPLIES
39173	PALMETTO WELDING SUPPLY INC		\$47.25	2003	GOODS AND SUPPLIES
40437	PALMETTO WELDING SUPPLY INC		\$79.80	2003	GOODS AND SUPPLIES
39528	PALMETTO WELDING SUPPLY INC		\$12.94	2003	GOODS AND SUPPLIES
38555	PALMETTO WELDING SUPPLY INC		\$174.30	2003	GOODS AND SUPPLIES
38868	PALMETTO WELDING SUPPLY INC		\$3,667.65	2003	GOODS AND SUPPLIES
41705	PALMETTO WELDING SUPPLY INC		\$8.40	2005	GOODS AND SUPPLIES
6738	PALMETTO WELDING SUPPLY INC		\$20.42	2004	GOODS AND SUPPLIES
9304	PALMETTO WELDING SUPPLY INC		\$80.33	2004	GOODS AND SUPPLIES
1349	PALMETTO WELDING SUPPLY INC		\$24.15	2004	GOODS AND SUPPLIES
11840	PALMETTO WELDING SUPPLY INC		\$42.00	2004	GOODS AND SUPPLIES
7877	PALMETTO WELDING SUPPLY INC		\$600.00	2004	GOODS AND SUPPLIES
7806	PALMETTO WELDING SUPPLY INC		\$100.05	2004	GOODS AND SUPPLIES
1830	PALMETTO WELDING SUPPLY INC		\$91.01	2004	GOODS AND SUPPLIES
4360	PALMETTO WELDING SUPPLY INC		\$14.70	2004	GOODS AND SUPPLIES
7561	PALMETTO WELDING SUPPLY INC		\$645.00	2004	GOODS AND SUPPLIES
10449	PALMETTO WELDING SUPPLY INC		\$63.12	2004	GOODS AND SUPPLIES
11915	PALMETTO WELDING SUPPLY INC		\$195.00	2004	GOODS AND SUPPLIES
12835	PALMETTO WELDING SUPPLY INC		\$25.65	2004	GOODS AND SUPPLIES
498	PALMETTO WELDING SUPPLY INC		\$61.95	2004	GOODS AND SUPPLIES
6118	PALMETTO WELDING SUPPLY INC		\$60.63	2004	GOODS AND SUPPLIES
6445	PALMETTO WELDING SUPPLY INC		\$15.00	2004	GOODS AND SUPPLIES
15556	PALMETTO WELDING SUPPLY INC		\$94.50	2005	GOODS AND SUPPLIES
24600	PALMETTO WELDING SUPPLY INC		\$201.27	2005	GOODS AND SUPPLIES
26225	PALMETTO WELDING SUPPLY INC		\$64.50	2005	GOODS AND SUPPLIES
20374	PALMETTO WELDING SUPPLY INC		\$33.88	2005	GOODS AND SUPPLIES
26230	PALMETTO WELDING SUPPLY INC		\$45.15	2005	GOODS AND SUPPLIES

GOODS AND SERVICES CONTRACTS

Appendix A

PURCHASE ORDER #	VENDOR NAME	ETHNICITY	AWARD AMOUNT	FY	BUSINESS CATEGORY
20935	PALMETTO WELDING SUPPLY INC		\$77.56	2005	GOODS AND SUPPLIES
23841	PALMETTO WELDING SUPPLY INC		\$41.00	2005	GOODS AND SUPPLIES
19071	PALMETTO WELDING SUPPLY INC		\$138.89	2005	GOODS AND SUPPLIES
19077	PALMETTO WELDING SUPPLY INC		\$31.00	2005	GOODS AND SUPPLIES
24692	PALMETTO WELDING SUPPLY INC		\$188.00	2005	GOODS AND SUPPLIES
23945	PALMETTO WELDING SUPPLY INC		\$61.95	2005	GOODS AND SUPPLIES
25876	PALMETTO WELDING SUPPLY INC		\$26.25	2005	GOODS AND SUPPLIES
24927	PALMETTO WELDING SUPPLY INC		\$56.70	2005	GOODS AND SUPPLIES
24213	PALMETTO WELDING SUPPLY INC		\$13.39	2005	GOODS AND SUPPLIES
24367	PALMETTO WELDING SUPPLY INC		\$73.50	2005	GOODS AND SUPPLIES
20637	PALMETTO WELDING SUPPLY INC		\$131.25	2005	GOODS AND SUPPLIES
22091	PALMETTO WELDING SUPPLY INC		\$150.68	2005	GOODS AND SUPPLIES
23483	PALMETTO WELDING SUPPLY INC		\$78.75	2005	GOODS AND SUPPLIES
26561	PALMETTO WELDING SUPPLY INC		\$258.30	2005	GOODS AND SUPPLIES
22851	PALMETTO WELDING SUPPLY INC		\$260.40	2005	GOODS AND SUPPLIES
23711	PALMETTO WELDING SUPPLY INC		\$212.03	2005	GOODS AND SUPPLIES
28136	PAMECO CORP		\$244.00	2003	GOODS AND SUPPLIES
34906	PAPER EXPRESS INC		\$29.45	2003	GOODS AND SUPPLIES
32429	PAPER EXPRESS INC		\$81.85	2003	GOODS AND SUPPLIES
36272	PAPER EXPRESS INC		\$54.54	2003	GOODS AND SUPPLIES
37845	PAPER EXPRESS INC		\$25.73	2003	GOODS AND SUPPLIES
34979	PAPER EXPRESS INC		\$47.25	2003	GOODS AND SUPPLIES
35333	PAPER EXPRESS INC		\$41.48	2003	GOODS AND SUPPLIES
39185	PAPER EXPRESS INC		\$123.00	2003	GOODS AND SUPPLIES
38124	PAPER EXPRESS INC		\$83.48	2003	GOODS AND SUPPLIES
7555	PAPER EXPRESS INC		\$109.25	2004	GOODS AND SUPPLIES
12309	PAPER EXPRESS INC		\$52.50	2004	GOODS AND SUPPLIES
13326	PAPER EXPRESS INC		\$19.64	2004	GOODS AND SUPPLIES
11966	PAPER EXPRESS INC		\$64.58	2004	GOODS AND SUPPLIES
9958	PAPER EXPRESS INC		\$133.88	2004	GOODS AND SUPPLIES
6315	PAPER EXPRESS INC		\$218.38	2004	GOODS AND SUPPLIES
12061	PAPER EXPRESS INC		\$106.05	2004	GOODS AND SUPPLIES
4044	PAPER EXPRESS INC		\$55.65	2004	GOODS AND SUPPLIES
13687	PAPER EXPRESS INC		\$26.25	2004	GOODS AND SUPPLIES

GOODS AND SERVICES CONTRACTS

Appendix A

PURCHASE ORDER #	VENDOR NAME	ETHNICITY	AWARD AMOUNT	FY	BUSINESS CATEGORY
16133	PAPER EXPRESS INC		\$51.45	2005	GOODS AND SUPPLIES
15170	PAPER EXPRESS INC		\$1,437.80	2005	GOODS AND SUPPLIES
19515	PAPER EXPRESS INC		\$137.87	2005	GOODS AND SUPPLIES
19945	PAPER EXPRESS INC		\$119.18	2005	GOODS AND SUPPLIES
22837	PAPER EXPRESS INC		\$109.83	2005	GOODS AND SUPPLIES
17272	PAPER EXPRESS INC		\$77.18	2005	GOODS AND SUPPLIES
21286	PAPER EXPRESS INC		\$55.54	2005	GOODS AND SUPPLIES
38396	PAPER HANGERS INC	NONMINORITY MALE	\$35.00	2003	GOODS AND SUPPLIES
37688	PAPER HANGERS INC	NONMINORITY MALE	\$41.30	2003	GOODS AND SUPPLIES
40335	PAPER HANGERS INC	NONMINORITY MALE	\$54.10	2003	GOODS AND SUPPLIES
36099	PAPER HANGERS INC	NONMINORITY MALE	\$48.85	2003	GOODS AND SUPPLIES
37675	PAPER HANGERS INC	NONMINORITY MALE	\$39.20	2003	GOODS AND SUPPLIES
32546	PAPER HANGERS INC	NONMINORITY MALE	\$39.20	2003	GOODS AND SUPPLIES
36801	PAPER HANGERS INC	NONMINORITY MALE	\$54.45	2003	GOODS AND SUPPLIES
30838	PAPER HANGERS INC	NONMINORITY MALE	\$79.10	2003	GOODS AND SUPPLIES
30852	PAPER HANGERS INC	NONMINORITY MALE	\$35.00	2003	GOODS AND SUPPLIES
39473	PAPER HANGERS INC	NONMINORITY MALE	\$26.25	2003	GOODS AND SUPPLIES
32048	PAPER HANGERS INC	NONMINORITY MALE	\$123.00	2003	GOODS AND SUPPLIES
30180	PAPER HANGERS INC	NONMINORITY MALE	\$35.00	2003	GOODS AND SUPPLIES
38930	PAPER HANGERS INC	NONMINORITY MALE	\$38.85	2003	GOODS AND SUPPLIES
34636	PAPER PRO INC		\$1,407.00	2003	GOODS AND SUPPLIES
29996	PAPER PRO INC		\$121.50	2003	GOODS AND SUPPLIES
30002	PAPER PRO INC		\$1,440.00	2003	GOODS AND SUPPLIES
42127	PAPER PRO INC		\$3,251.00	2005	GOODS AND SUPPLIES
31420	PAPER PRO INC		\$1,480.00	2003	GOODS AND SUPPLIES
31114	PAPER PRO INC		\$41.21	2003	GOODS AND SUPPLIES
31419	PAPER PRO INC		\$1,050.00	2003	GOODS AND SUPPLIES
1308	PAPER PRO INC		\$1,050.00	2004	GOODS AND SUPPLIES
3786	PAPER PRO INC		\$871.50	2004	GOODS AND SUPPLIES
15349	PAPER PRO INC		\$497.00	2005	GOODS AND SUPPLIES
18226	PAPER PRO INC		\$497.00	2005	GOODS AND SUPPLIES
18900	PAPER PRO INC		\$850.00	2005	GOODS AND SUPPLIES
27491	PAPER PRO INC		\$190.80	2005	GOODS AND SUPPLIES
15351	PAPER PRO INC		\$75.18	2005	GOODS AND SUPPLIES

GOODS AND SERVICES CONTRACTS

Appendix A

PURCHASE ORDER #	VENDOR NAME	ETHNICITY	AWARD AMOUNT	FY	BUSINESS CATEGORY
20218	PAPER PRO INC		\$46.99	2005	GOODS AND SUPPLIES
17377	PAPER PRO INC		\$575.94	2005	GOODS AND SUPPLIES
22904	PAPER PRO INC		\$44.10	2005	GOODS AND SUPPLIES
27492	PAPER PRO INC		\$483.00	2005	GOODS AND SUPPLIES
36963	PARIS TECHNICAL SALES		\$2,198.40	2003	GOODS AND SUPPLIES
36964	PARIS TECHNICAL SALES		\$188.29	2003	GOODS AND SUPPLIES
40639	PARIS TECHNICAL SALES		\$445.08	2003	GOODS AND SUPPLIES
40637	PARIS TECHNICAL SALES		\$39.32	2003	GOODS AND SUPPLIES
13431	PARIS TECHNICAL SALES		\$515.85	2004	GOODS AND SUPPLIES
13416	PARIS TECHNICAL SALES		\$158.20	2004	GOODS AND SUPPLIES
1595	PARIS TECHNICAL SALES		\$209.90	2004	GOODS AND SUPPLIES
11516	PARIS TECHNICAL SALES		\$244.90	2004	GOODS AND SUPPLIES
10516	PARIS TECHNICAL SALES		\$2,524.88	2004	GOODS AND SUPPLIES
24248	PARIS TECHNICAL SALES		\$505.90	2005	GOODS AND SUPPLIES
18282	PARIS TECHNICAL SALES		\$1,300.22	2005	GOODS AND SUPPLIES
20689	PARIS TECHNICAL SALES		\$236.27	2005	GOODS AND SUPPLIES
23587	PARIS TECHNICAL SALES		\$1,323.31	2005	GOODS AND SUPPLIES
19005	PARIS TECHNICAL SALES		\$474.74	2005	GOODS AND SUPPLIES
23592	PARIS TECHNICAL SALES		\$537.38	2005	GOODS AND SUPPLIES
26488	PARIS TECHNICAL SALES		\$1,325.31	2005	GOODS AND SUPPLIES
22330	PARIS TECHNICAL SALES		\$657.90	2005	GOODS AND SUPPLIES
34545	PARKERS OF LEXINGTON		\$450.45	2003	GOODS AND SUPPLIES
29295	PARKERS OF LEXINGTON		\$205.65	2003	GOODS AND SUPPLIES
30979	PARKERS OF LEXINGTON		\$86.10	2003	GOODS AND SUPPLIES
40059	PARKERS OF LEXINGTON		\$86.31	2003	GOODS AND SUPPLIES
6614	PARKERS OF LEXINGTON		\$220.92	2004	GOODS AND SUPPLIES
5287	PARKERS OF LEXINGTON		\$123.17	2004	GOODS AND SUPPLIES
21439	PARKERS OF LEXINGTON		\$153.20	2005	GOODS AND SUPPLIES
20705	PARKERS OF LEXINGTON		\$253.58	2005	GOODS AND SUPPLIES
19633	PARKERS OF LEXINGTON		\$82.11	2005	GOODS AND SUPPLIES
2150	PECKNEL MUSIC CO INC		\$63.00	2004	GOODS AND SUPPLIES
8234	PECKNEL MUSIC CO INC		\$2,490.00	2004	GOODS AND SUPPLIES
1754	PECKNEL MUSIC CO INC		\$293.79	2004	GOODS AND SUPPLIES
3777	PECKNEL MUSIC CO INC		\$85.00	2004	GOODS AND SUPPLIES

GOODS AND SERVICES CONTRACTS

Appendix A

PURCHASE ORDER #	VENDOR NAME	ETHNICITY	AWARD AMOUNT	FY	BUSINESS CATEGORY
25756	PECKNEL MUSIC CO INC		\$418.97	2005	GOODS AND SUPPLIES
17026	PECKNEL MUSIC CO INC		\$225.00	2005	GOODS AND SUPPLIES
33783	PENHALL CO INC		\$450.00	2003	GOODS AND SUPPLIES
36389	PENNINGTON SEED INC		\$354.37	2003	GOODS AND SUPPLIES
31075	PENNINGTON SEED INC		\$264.60	2003	GOODS AND SUPPLIES
36388	PENNINGTON SEED INC		\$656.24	2003	GOODS AND SUPPLIES
33646	PENNINGTON SEED INC		\$1,431.67	2003	GOODS AND SUPPLIES
33518	PENNINGTON SEED INC		\$40.95	2003	GOODS AND SUPPLIES
32689	PENNINGTON SEED INC		\$31.50	2003	GOODS AND SUPPLIES
35522	PENNINGTON SEED INC		\$1,968.75	2003	GOODS AND SUPPLIES
31344	PENNINGTON SEED INC		\$207.90	2003	GOODS AND SUPPLIES
32273	PENNINGTON SEED INC		\$472.50	2003	GOODS AND SUPPLIES
40360	PENNINGTON SEED INC		\$52.50	2003	GOODS AND SUPPLIES
40256	PENNINGTON SEED INC		\$463.05	2003	GOODS AND SUPPLIES
32127	PENNINGTON SEED INC		\$290.54	2003	GOODS AND SUPPLIES
32259	PENNINGTON SEED INC		\$838.95	2003	GOODS AND SUPPLIES
37305	PENNINGTON SEED INC		\$363.78	2003	GOODS AND SUPPLIES
34212	PENNINGTON SEED INC		\$80.00	2003	GOODS AND SUPPLIES
11746	PENNINGTON SEED INC		\$31.40	2004	GOODS AND SUPPLIES
8236	PENNINGTON SEED INC		\$245.70	2004	GOODS AND SUPPLIES
5384	PENNINGTON SEED INC		\$1,310.00	2004	GOODS AND SUPPLIES
7538	PENNINGTON SEED INC		\$63.00	2004	GOODS AND SUPPLIES
1900	PENNINGTON SEED INC		\$103.95	2004	GOODS AND SUPPLIES
3670	PENNINGTON SEED INC		\$15.23	2004	GOODS AND SUPPLIES
10500	PENNINGTON SEED INC		\$196.51	2004	GOODS AND SUPPLIES
20209	PENNINGTON SEED INC		\$784.87	2005	GOODS AND SUPPLIES
20210	PENNINGTON SEED INC		\$784.87	2005	GOODS AND SUPPLIES
19194	PENNINGTON SEED INC		\$31.50	2005	GOODS AND SUPPLIES
26635	PENNINGTON SEED INC		\$3,750.00	2005	GOODS AND SUPPLIES
14736	PENNINGTON SEED INC		\$15.23	2005	GOODS AND SUPPLIES
28365	PENNINGTON SEED INC		\$38.85	2003	GOODS AND SUPPLIES
26632	PENNINGTON SEED INC		\$2,000.00	2005	GOODS AND SUPPLIES
26457	PENNINGTON SEED INC		\$226.80	2005	GOODS AND SUPPLIES
22389	PENNINGTON SEED INC		\$15.75	2005	GOODS AND SUPPLIES

GOODS AND SERVICES CONTRACTS

Appendix A

PURCHASE ORDER #	VENDOR NAME	ETHNICITY	AWARD AMOUNT	FY	BUSINESS CATEGORY
20211	PENNINGTON SEED INC		\$784.87	2005	GOODS AND SUPPLIES
19325	PENNINGTON SEED INC		\$841.36	2005	GOODS AND SUPPLIES
17525	PENNINGTON SEED INC		\$66.00	2005	GOODS AND SUPPLIES
24829	PENNINGTON SEED INC		\$63.00	2005	GOODS AND SUPPLIES
26634	PENNINGTON SEED INC		\$1,443.37	2005	GOODS AND SUPPLIES
32441	PERFORMANCE INK INC		\$710.00	2003	GOODS AND SUPPLIES
42431	PERFORMANCE INK INC		\$1,492.00	2005	GOODS AND SUPPLIES
30732	PERFORMANCE INK INC		\$844.25	2003	GOODS AND SUPPLIES
35324	PERFORMANCE INK INC		\$2,165.00	2003	GOODS AND SUPPLIES
8782	PERFORMANCE INK INC		\$560.55	2004	GOODS AND SUPPLIES
13253	PERFORMANCE INK INC		\$730.00	2004	GOODS AND SUPPLIES
4048	PERFORMANCE INK INC		\$1,706.25	2004	GOODS AND SUPPLIES
5878	PERFORMANCE INK INC		\$262.50	2004	GOODS AND SUPPLIES
8773	PERFORMANCE INK INC		\$1,112.50	2004	GOODS AND SUPPLIES
4467	PERFORMANCE INK INC		\$1,168.13	2004	GOODS AND SUPPLIES
19312	PERFORMANCE INK INC		\$375.00	2005	GOODS AND SUPPLIES
25469	PERFORMANCE INK INC		\$748.60	2005	GOODS AND SUPPLIES
1705	PERSONAL TOUCH FLOORING		\$2,968.50	2004	GOODS AND SUPPLIES
30378	PETROLEUM ANALYSIS LAB INC		\$1,000.00	2003	GOODS AND SUPPLIES
40668	PHOENIX GRAPHX INC		\$400.00	2003	GOODS AND SUPPLIES
3376	PHOENIX TAPE & SUPPLY		\$35.25	2004	GOODS AND SUPPLIES
21486	PHOENIX TAPE & SUPPLY		\$58.37	2005	GOODS AND SUPPLIES
41121	PHOTO GRAPHX INC		\$930.00	2005	GOODS AND SUPPLIES
32091	PHOTO GRAPHX INC		\$1,000.00	2003	GOODS AND SUPPLIES
11925	PHOTO GRAPHX INC		\$38.64	2004	GOODS AND SUPPLIES
1269	PHOTO GRAPHX INC		\$2,000.00	2004	GOODS AND SUPPLIES
20358	PHOTO GRAPHX INC		\$1,050.00	2005	GOODS AND SUPPLIES
15697	PHOTO GRAPHX INC		\$500.00	2005	GOODS AND SUPPLIES
19904	PHOTO GRAPHX INC		\$85.51	2005	GOODS AND SUPPLIES
16395	PHOTO GRAPHX INC		\$42.00	2005	GOODS AND SUPPLIES
20030	PHOTO GRAPHX INC		\$30.52	2005	GOODS AND SUPPLIES
19047	PHOTO GRAPHX INC		\$42.00	2005	GOODS AND SUPPLIES
17399	PHOTO GRAPHX INC		\$42.76	2005	GOODS AND SUPPLIES
27916	PHOTO GRAPHX INC		\$23.25	2003	GOODS AND SUPPLIES

GOODS AND SERVICES CONTRACTS

Appendix A

PURCHASE ORDER #	VENDOR NAME	ETHNICITY	AWARD AMOUNT	FY	BUSINESS CATEGORY
14495	PICKETFENCE COM LLC		\$410.00	2004	GOODS AND SUPPLIES
39945	PIEDMONT COCA COLA BOTTLING PARTNERSHIP		\$2,787.75	2003	GOODS AND SUPPLIES
29999	PIEDMONT COCA COLA BOTTLING PARTNERSHIP		\$2,085.55	2003	GOODS AND SUPPLIES
40670	PIEDMONT COCA COLA BOTTLING PARTNERSHIP		\$683.55	2003	GOODS AND SUPPLIES
26909	PIEDMONT COCA COLA BOTTLING PARTNERSHIP		\$236.25	2005	GOODS AND SUPPLIES
40717	PIEDMONT HVAC INC	NONMINORITY MALE	\$300.00	2003	GOODS AND SUPPLIES
41329	PIEDMONT HVAC INC	NONMINORITY MALE	\$650.00	2005	GOODS AND SUPPLIES
40679	PIEDMONT HVAC INC	NONMINORITY MALE	\$175.00	2003	GOODS AND SUPPLIES
40715	PIEDMONT HVAC INC	NONMINORITY MALE	\$366.10	2003	GOODS AND SUPPLIES
31771	PIEDMONT HVAC INC	NONMINORITY MALE	\$820.18	2003	GOODS AND SUPPLIES
36438	PIEDMONT HVAC INC	NONMINORITY MALE	\$580.20	2003	GOODS AND SUPPLIES
32185	PIEDMONT HVAC INC	NONMINORITY MALE	\$150.00	2003	GOODS AND SUPPLIES
7731	PIEDMONT HVAC INC	NONMINORITY MALE	\$75.00	2004	GOODS AND SUPPLIES
13632	PIEDMONT HVAC INC	NONMINORITY MALE	\$150.00	2004	GOODS AND SUPPLIES
13315	PIEDMONT HVAC INC	NONMINORITY MALE	\$120.00	2004	GOODS AND SUPPLIES
3065	PIEDMONT HVAC INC	NONMINORITY MALE	\$185.24	2004	GOODS AND SUPPLIES
11732	PIEDMONT HVAC INC	NONMINORITY MALE	\$243.45	2004	GOODS AND SUPPLIES
13541	PIEDMONT HVAC INC	NONMINORITY MALE	\$179.70	2004	GOODS AND SUPPLIES
5268	PIEDMONT HVAC INC	NONMINORITY MALE	\$716.00	2004	GOODS AND SUPPLIES
13543	PIEDMONT HVAC INC	NONMINORITY MALE	\$795.00	2004	GOODS AND SUPPLIES
12878	PIEDMONT HVAC INC	NONMINORITY MALE	\$3,348.45	2004	GOODS AND SUPPLIES
13542	PIEDMONT HVAC INC	NONMINORITY MALE	\$357.92	2004	GOODS AND SUPPLIES
573	PIEDMONT HVAC INC	NONMINORITY MALE	\$83.96	2004	GOODS AND SUPPLIES
13595	PIEDMONT HVAC INC	NONMINORITY MALE	\$515.28	2004	GOODS AND SUPPLIES
15128	PIEDMONT HVAC INC	NONMINORITY MALE	\$235.18	2005	GOODS AND SUPPLIES
22786	PIEDMONT HVAC INC	NONMINORITY MALE	\$151.71	2005	GOODS AND SUPPLIES
22184	PIEDMONT HVAC INC	NONMINORITY MALE	\$96.06	2005	GOODS AND SUPPLIES
26002	PIEDMONT HVAC INC	NONMINORITY MALE	\$213.12	2005	GOODS AND SUPPLIES
21122	PIEDMONT HVAC INC	NONMINORITY MALE	\$724.93	2005	GOODS AND SUPPLIES
15468	PIEDMONT HVAC INC	NONMINORITY MALE	\$5,188.00	2005	GOODS AND SUPPLIES
19849	PIEDMONT HVAC INC	NONMINORITY MALE	\$241.08	2005	GOODS AND SUPPLIES
22363	PIEDMONT HVAC INC	NONMINORITY MALE	\$351.16	2005	GOODS AND SUPPLIES
19739	PIEDMONT HVAC INC	NONMINORITY MALE	\$369.88	2005	GOODS AND SUPPLIES
21121	PIEDMONT HVAC INC	NONMINORITY MALE	\$464.90	2005	GOODS AND SUPPLIES

GOODS AND SERVICES CONTRACTS

Appendix A

PURCHASE ORDER #	VENDOR NAME	ETHNICITY	AWARD AMOUNT	FY	BUSINESS CATEGORY
18227	PIEDMONT HVAC INC	NONMINORITY MALE	\$440.00	2005	GOODS AND SUPPLIES
22185	PIEDMONT HVAC INC	NONMINORITY MALE	\$98.06	2005	GOODS AND SUPPLIES
20857	PIEDMONT HVAC INC	NONMINORITY MALE	\$470.00	2005	GOODS AND SUPPLIES
31428	PIGGLY WIGGLY		\$71.37	2003	GOODS AND SUPPLIES
32241	PIGGLY WIGGLY		\$152.90	2003	GOODS AND SUPPLIES
34248	PIGGLY WIGGLY		\$66.32	2003	GOODS AND SUPPLIES
32862	PIGGLY WIGGLY		\$81.99	2003	GOODS AND SUPPLIES
34255	PIGGLY WIGGLY		\$50.00	2003	GOODS AND SUPPLIES
35528	PIGGLY WIGGLY		\$75.31	2003	GOODS AND SUPPLIES
6022	PIGGLY WIGGLY		\$94.47	2004	GOODS AND SUPPLIES
4916	PIGGLY WIGGLY		\$75.00	2004	GOODS AND SUPPLIES
5797	PIGGLY WIGGLY		\$60.00	2004	GOODS AND SUPPLIES
10805	PIGGLY WIGGLY		\$30.00	2004	GOODS AND SUPPLIES
1449	PIGGLY WIGGLY		\$768.02	2004	GOODS AND SUPPLIES
5373	PIGGLY WIGGLY		\$59.00	2004	GOODS AND SUPPLIES
4642	PIGGLY WIGGLY		\$106.41	2004	GOODS AND SUPPLIES
20860	PIGGLY WIGGLY		\$48.89	2005	GOODS AND SUPPLIES
23246	PIGGLY WIGGLY		\$72.52	2005	GOODS AND SUPPLIES
42293	PIONEER MACHINERY LLC		\$161.51	2005	GOODS AND SUPPLIES
30821	PIONEER MACHINERY LLC		\$1,023.79	2003	GOODS AND SUPPLIES
32461	PIONEER MACHINERY LLC		\$2,000.00	2003	GOODS AND SUPPLIES
35878	PIONEER MACHINERY LLC		\$3,547.67	2003	GOODS AND SUPPLIES
806	PIONEER MACHINERY LLC		\$175.01	2004	GOODS AND SUPPLIES
4655	PIONEER MACHINERY LLC		\$946.60	2004	GOODS AND SUPPLIES
9955	PIONEER MACHINERY LLC		\$1,098.77	2004	GOODS AND SUPPLIES
5084	PIONEER MACHINERY LLC		\$2,000.00	2004	GOODS AND SUPPLIES
17349	PIONEER MACHINERY LLC		\$837.06	2005	GOODS AND SUPPLIES
20399	PIONEER MACHINERY LLC		\$2,344.40	2005	GOODS AND SUPPLIES
16854	PIONEER MACHINERY LLC		\$1,787.13	2005	GOODS AND SUPPLIES
37822	PIPELINE SUPPLY CO INC		\$335.13	2003	GOODS AND SUPPLIES
32361	PIPELINE SUPPLY CO INC		\$4,900.00	2003	GOODS AND SUPPLIES
33166	PIPELINE SUPPLY CO INC		\$1,523.03	2003	GOODS AND SUPPLIES
39627	PIPELINE SUPPLY CO INC		\$176.72	2003	GOODS AND SUPPLIES
31476	PIPELINE SUPPLY CO INC		\$4,900.00	2003	GOODS AND SUPPLIES

GOODS AND SERVICES CONTRACTS

Appendix A

PURCHASE ORDER #	VENDOR NAME	ETHNICITY	AWARD AMOUNT	FY	BUSINESS CATEGORY
39504	PIPELINE SUPPLY CO INC		\$463.26	2003	GOODS AND SUPPLIES
33158	PIPELINE SUPPLY CO INC		\$2,186.10	2003	GOODS AND SUPPLIES
33195	PIPELINE SUPPLY CO INC		\$4,950.00	2003	GOODS AND SUPPLIES
38667	PIPELINE SUPPLY CO INC		\$481.38	2003	GOODS AND SUPPLIES
38723	PIPELINE SUPPLY CO INC		\$1,587.60	2003	GOODS AND SUPPLIES
35461	PIPELINE SUPPLY CO INC		\$3,160.40	2003	GOODS AND SUPPLIES
37811	PIPELINE SUPPLY CO INC		\$351.98	2003	GOODS AND SUPPLIES
38701	PIPELINE SUPPLY CO INC		\$261.14	2003	GOODS AND SUPPLIES
38679	PIPELINE SUPPLY CO INC		\$185.80	2003	GOODS AND SUPPLIES
38677	PIPELINE SUPPLY CO INC		\$463.26	2003	GOODS AND SUPPLIES
33794	PIPELINE SUPPLY CO INC		\$54.83	2003	GOODS AND SUPPLIES
39683	PIPELINE SUPPLY CO INC		\$3,132.99	2003	GOODS AND SUPPLIES
31491	PIPELINE SUPPLY CO INC		\$4,950.00	2003	GOODS AND SUPPLIES
31504	PIPELINE SUPPLY CO INC		\$615.38	2003	GOODS AND SUPPLIES
29277	PIPELINE SUPPLY CO INC		\$4,900.00	2003	GOODS AND SUPPLIES
37740	PIPELINE SUPPLY CO INC		\$290.47	2003	GOODS AND SUPPLIES
36659	PIPELINE SUPPLY CO INC		\$372.00	2003	GOODS AND SUPPLIES
41782	PIPELINE SUPPLY CO INC		\$8,500.00	2005	GOODS AND SUPPLIES
31506	PIPELINE SUPPLY CO INC		\$1,558.98	2003	GOODS AND SUPPLIES
37747	PIPELINE SUPPLY CO INC		\$64.77	2003	GOODS AND SUPPLIES
31558	PIPELINE SUPPLY CO INC		\$671.90	2003	GOODS AND SUPPLIES
38616	PIPELINE SUPPLY CO INC		\$227.54	2003	GOODS AND SUPPLIES
35390	PIPELINE SUPPLY CO INC		\$2,850.00	2003	GOODS AND SUPPLIES
29299	PIPELINE SUPPLY CO INC		\$443.52	2003	GOODS AND SUPPLIES
37721	PIPELINE SUPPLY CO INC		\$290.47	2003	GOODS AND SUPPLIES
38622	PIPELINE SUPPLY CO INC		\$499.80	2003	GOODS AND SUPPLIES
37717	PIPELINE SUPPLY CO INC		\$341.50	2003	GOODS AND SUPPLIES
35420	PIPELINE SUPPLY CO INC		\$144.65	2003	GOODS AND SUPPLIES
35134	PIPELINE SUPPLY CO INC		\$4,900.00	2003	GOODS AND SUPPLIES
39738	PIPELINE SUPPLY CO INC		\$374.82	2003	GOODS AND SUPPLIES
38656	PIPELINE SUPPLY CO INC		\$459.31	2003	GOODS AND SUPPLIES
37731	PIPELINE SUPPLY CO INC		\$224.34	2003	GOODS AND SUPPLIES
37772	PIPELINE SUPPLY CO INC		\$2,165.68	2003	GOODS AND SUPPLIES
37758	PIPELINE SUPPLY CO INC		\$4,960.86	2003	GOODS AND SUPPLIES

GOODS AND SERVICES CONTRACTS

Appendix A

PURCHASE ORDER #	VENDOR NAME	ETHNICITY	AWARD AMOUNT	FY	BUSINESS CATEGORY
31826	PIPELINE SUPPLY CO INC		\$43.58	2003	GOODS AND SUPPLIES
35426	PIPELINE SUPPLY CO INC		\$124.74	2003	GOODS AND SUPPLIES
35131	PIPELINE SUPPLY CO INC		\$2,037.00	2003	GOODS AND SUPPLIES
35414	PIPELINE SUPPLY CO INC		\$1,888.53	2003	GOODS AND SUPPLIES
35409	PIPELINE SUPPLY CO INC		\$343.90	2003	GOODS AND SUPPLIES
31490	PIPELINE SUPPLY CO INC		\$4,900.00	2003	GOODS AND SUPPLIES
39708	PIPELINE SUPPLY CO INC		\$2,522.01	2003	GOODS AND SUPPLIES
39709	PIPELINE SUPPLY CO INC		\$2,167.73	2003	GOODS AND SUPPLIES
39730	PIPELINE SUPPLY CO INC		\$749.70	2003	GOODS AND SUPPLIES
37757	PIPELINE SUPPLY CO INC		\$4,946.75	2003	GOODS AND SUPPLIES
36170	PIPELINE SUPPLY CO INC		\$4,704.84	2003	GOODS AND SUPPLIES
34072	PIPELINE SUPPLY CO INC		\$4,950.00	2003	GOODS AND SUPPLIES
39069	PIPELINE SUPPLY CO INC		\$362.25	2003	GOODS AND SUPPLIES
34073	PIPELINE SUPPLY CO INC		\$4,950.00	2003	GOODS AND SUPPLIES
37043	PIPELINE SUPPLY CO INC		\$220.00	2003	GOODS AND SUPPLIES
34074	PIPELINE SUPPLY CO INC		\$1,491.00	2003	GOODS AND SUPPLIES
30107	PIPELINE SUPPLY CO INC		\$1,254.75	2003	GOODS AND SUPPLIES
38992	PIPELINE SUPPLY CO INC		\$149.85	2003	GOODS AND SUPPLIES
30906	PIPELINE SUPPLY CO INC		\$4,907.28	2003	GOODS AND SUPPLIES
38088	PIPELINE SUPPLY CO INC		\$225.28	2003	GOODS AND SUPPLIES
36185	PIPELINE SUPPLY CO INC		\$6,158.19	2003	GOODS AND SUPPLIES
41981	PIPELINE SUPPLY CO INC		\$9,450.00	2005	GOODS AND SUPPLIES
40752	PIPELINE SUPPLY CO INC		\$290.47	2003	GOODS AND SUPPLIES
40742	PIPELINE SUPPLY CO INC		\$392.00	2003	GOODS AND SUPPLIES
40755	PIPELINE SUPPLY CO INC		\$121.80	2003	GOODS AND SUPPLIES
36165	PIPELINE SUPPLY CO INC		\$2,627.10	2003	GOODS AND SUPPLIES
40759	PIPELINE SUPPLY CO INC		\$485.67	2003	GOODS AND SUPPLIES
36132	PIPELINE SUPPLY CO INC		\$138.91	2003	GOODS AND SUPPLIES
36127	PIPELINE SUPPLY CO INC		\$8,863.10	2003	GOODS AND SUPPLIES
37161	PIPELINE SUPPLY CO INC		\$294.53	2003	GOODS AND SUPPLIES
29872	PIPELINE SUPPLY CO INC		\$336.00	2003	GOODS AND SUPPLIES
30997	PIPELINE SUPPLY CO INC		\$4,900.00	2003	GOODS AND SUPPLIES
36763	PIPELINE SUPPLY CO INC		\$4,950.00	2003	GOODS AND SUPPLIES
41799	PIPELINE SUPPLY CO INC		\$2,733.55	2005	GOODS AND SUPPLIES

GOODS AND SERVICES CONTRACTS

Appendix A

PURCHASE ORDER #	VENDOR NAME	ETHNICITY	AWARD AMOUNT	FY	BUSINESS CATEGORY
40735	PIPELINE SUPPLY CO INC		\$125.00	2003	GOODS AND SUPPLIES
40746	PIPELINE SUPPLY CO INC		\$1,269.45	2003	GOODS AND SUPPLIES
34023	PIPELINE SUPPLY CO INC		\$4,950.00	2003	GOODS AND SUPPLIES
41073	PIPELINE SUPPLY CO INC		\$44,012.33	2005	GOODS AND SUPPLIES
39070	PIPELINE SUPPLY CO INC		\$340.00	2003	GOODS AND SUPPLIES
41075	PIPELINE SUPPLY CO INC		\$37,547.93	2005	GOODS AND SUPPLIES
40733	PIPELINE SUPPLY CO INC		\$398.00	2003	GOODS AND SUPPLIES
40738	PIPELINE SUPPLY CO INC		\$443.10	2003	GOODS AND SUPPLIES
34007	PIPELINE SUPPLY CO INC		\$26.21	2003	GOODS AND SUPPLIES
38208	PIPELINE SUPPLY CO INC		\$290.47	2003	GOODS AND SUPPLIES
40732	PIPELINE SUPPLY CO INC		\$383.00	2003	GOODS AND SUPPLIES
40739	PIPELINE SUPPLY CO INC		\$2,431.36	2003	GOODS AND SUPPLIES
38218	PIPELINE SUPPLY CO INC		\$153.43	2003	GOODS AND SUPPLIES
40731	PIPELINE SUPPLY CO INC		\$85.99	2003	GOODS AND SUPPLIES
30109	PIPELINE SUPPLY CO INC		\$4,900.00	2003	GOODS AND SUPPLIES
38225	PIPELINE SUPPLY CO INC		\$4,500.00	2003	GOODS AND SUPPLIES
32623	PIPELINE SUPPLY CO INC		\$3,133.20	2003	GOODS AND SUPPLIES
34026	PIPELINE SUPPLY CO INC		\$1,852.84	2003	GOODS AND SUPPLIES
36983	PIPELINE SUPPLY CO INC		\$2,501.26	2003	GOODS AND SUPPLIES
34038	PIPELINE SUPPLY CO INC		\$1,109.05	2003	GOODS AND SUPPLIES
40740	PIPELINE SUPPLY CO INC		\$290.47	2003	GOODS AND SUPPLIES
34047	PIPELINE SUPPLY CO INC		\$1,610.78	2003	GOODS AND SUPPLIES
30154	PIPELINE SUPPLY CO INC		\$28.33	2003	GOODS AND SUPPLIES
40741	PIPELINE SUPPLY CO INC		\$487.00	2003	GOODS AND SUPPLIES
30147	PIPELINE SUPPLY CO INC		\$378.00	2003	GOODS AND SUPPLIES
30857	PIPELINE SUPPLY CO INC		\$369.01	2003	GOODS AND SUPPLIES
33706	PIPELINE SUPPLY CO INC		\$1,415.23	2003	GOODS AND SUPPLIES
39332	PIPELINE SUPPLY CO INC		\$512.92	2003	GOODS AND SUPPLIES
40730	PIPELINE SUPPLY CO INC		\$308.18	2003	GOODS AND SUPPLIES
29603	PIPELINE SUPPLY CO INC		\$3,016.82	2003	GOODS AND SUPPLIES
41826	PIPELINE SUPPLY CO INC		\$1,575.00	2005	GOODS AND SUPPLIES
29698	PIPELINE SUPPLY CO INC		\$400.00	2003	GOODS AND SUPPLIES
29662	PIPELINE SUPPLY CO INC		\$449.50	2003	GOODS AND SUPPLIES
33779	PIPELINE SUPPLY CO INC		\$25.20	2003	GOODS AND SUPPLIES

GOODS AND SERVICES CONTRACTS

Appendix A

PURCHASE ORDER #	VENDOR NAME	ETHNICITY	AWARD AMOUNT	FY	BUSINESS CATEGORY
34471	PIPELINE SUPPLY CO INC		\$362.25	2003	GOODS AND SUPPLIES
29653	PIPELINE SUPPLY CO INC		\$9,704.10	2003	GOODS AND SUPPLIES
39398	PIPELINE SUPPLY CO INC		\$4,900.00	2003	GOODS AND SUPPLIES
41854	PIPELINE SUPPLY CO INC		\$8,400.00	2005	GOODS AND SUPPLIES
29636	PIPELINE SUPPLY CO INC		\$1,202.25	2003	GOODS AND SUPPLIES
29635	PIPELINE SUPPLY CO INC		\$955.60	2003	GOODS AND SUPPLIES
40736	PIPELINE SUPPLY CO INC		\$440.00	2003	GOODS AND SUPPLIES
35689	PIPELINE SUPPLY CO INC		\$150.00	2003	GOODS AND SUPPLIES
41800	PIPELINE SUPPLY CO INC		\$8,925.00	2005	GOODS AND SUPPLIES
39400	PIPELINE SUPPLY CO INC		\$444.94	2003	GOODS AND SUPPLIES
34534	PIPELINE SUPPLY CO INC		\$1,192.46	2003	GOODS AND SUPPLIES
40050	PIPELINE SUPPLY CO INC		\$2,700.00	2003	GOODS AND SUPPLIES
34538	PIPELINE SUPPLY CO INC		\$898.99	2003	GOODS AND SUPPLIES
41922	PIPELINE SUPPLY CO INC		\$8,400.00	2005	GOODS AND SUPPLIES
33212	PIPELINE SUPPLY CO INC		\$691.80	2003	GOODS AND SUPPLIES
40032	PIPELINE SUPPLY CO INC		\$3,606.75	2003	GOODS AND SUPPLIES
40020	PIPELINE SUPPLY CO INC		\$4,900.00	2003	GOODS AND SUPPLIES
35666	PIPELINE SUPPLY CO INC		\$21.42	2003	GOODS AND SUPPLIES
34565	PIPELINE SUPPLY CO INC		\$785.93	2003	GOODS AND SUPPLIES
38740	PIPELINE SUPPLY CO INC		\$499.49	2003	GOODS AND SUPPLIES
29624	PIPELINE SUPPLY CO INC		\$332.64	2003	GOODS AND SUPPLIES
30638	PIPELINE SUPPLY CO INC		\$4,219.00	2003	GOODS AND SUPPLIES
39333	PIPELINE SUPPLY CO INC		\$2,131.58	2003	GOODS AND SUPPLIES
33733	PIPELINE SUPPLY CO INC		\$4,950.00	2003	GOODS AND SUPPLIES
40737	PIPELINE SUPPLY CO INC		\$346.25	2003	GOODS AND SUPPLIES
38309	PIPELINE SUPPLY CO INC		\$1,732.24	2003	GOODS AND SUPPLIES
40445	PIPELINE SUPPLY CO INC		\$363.83	2003	GOODS AND SUPPLIES
38202	PIPELINE SUPPLY CO INC		\$1,147.83	2003	GOODS AND SUPPLIES
30672	PIPELINE SUPPLY CO INC		\$4,900.00	2003	GOODS AND SUPPLIES
30403	PIPELINE SUPPLY CO INC		\$58.15	2003	GOODS AND SUPPLIES
38882	PIPELINE SUPPLY CO INC		\$1,167.60	2003	GOODS AND SUPPLIES
40394	PIPELINE SUPPLY CO INC		\$448.49	2003	GOODS AND SUPPLIES
37254	PIPELINE SUPPLY CO INC		\$934.79	2003	GOODS AND SUPPLIES
37291	PIPELINE SUPPLY CO INC		\$448.85	2003	GOODS AND SUPPLIES

GOODS AND SERVICES CONTRACTS

Appendix A

PURCHASE ORDER #	VENDOR NAME	ETHNICITY	AWARD AMOUNT	FY	BUSINESS CATEGORY
39064	PIPELINE SUPPLY CO INC		\$115.15	2003	GOODS AND SUPPLIES
40204	PIPELINE SUPPLY CO INC		\$280.56	2003	GOODS AND SUPPLIES
30636	PIPELINE SUPPLY CO INC		\$1,373.40	2003	GOODS AND SUPPLIES
37273	PIPELINE SUPPLY CO INC		\$20,671.49	2003	GOODS AND SUPPLIES
36708	PIPELINE SUPPLY CO INC		\$4,950.00	2003	GOODS AND SUPPLIES
37278	PIPELINE SUPPLY CO INC		\$1,185.84	2003	GOODS AND SUPPLIES
37283	PIPELINE SUPPLY CO INC		\$19,567.35	2003	GOODS AND SUPPLIES
38203	PIPELINE SUPPLY CO INC		\$2,589.89	2003	GOODS AND SUPPLIES
36406	PIPELINE SUPPLY CO INC		\$4,996.32	2003	GOODS AND SUPPLIES
37288	PIPELINE SUPPLY CO INC		\$1,401.23	2003	GOODS AND SUPPLIES
34289	PIPELINE SUPPLY CO INC		\$68.04	2003	GOODS AND SUPPLIES
37289	PIPELINE SUPPLY CO INC		\$359.63	2003	GOODS AND SUPPLIES
32177	PIPELINE SUPPLY CO INC		\$56.50	2003	GOODS AND SUPPLIES
30657	PIPELINE SUPPLY CO INC		\$4,900.00	2003	GOODS AND SUPPLIES
7971	PIPELINE SUPPLY CO INC		\$480.00	2004	GOODS AND SUPPLIES
907	PIPELINE SUPPLY CO INC		\$60.90	2004	GOODS AND SUPPLIES
6032	PIPELINE SUPPLY CO INC		\$2,625.00	2004	GOODS AND SUPPLIES
11509	PIPELINE SUPPLY CO INC		\$497.78	2004	GOODS AND SUPPLIES
6480	PIPELINE SUPPLY CO INC		\$270.29	2004	GOODS AND SUPPLIES
12780	PIPELINE SUPPLY CO INC		\$6,300.00	2004	GOODS AND SUPPLIES
13241	PIPELINE SUPPLY CO INC		\$6,825.00	2004	GOODS AND SUPPLIES
63	PIPELINE SUPPLY CO INC		\$844.92	2004	GOODS AND SUPPLIES
2446	PIPELINE SUPPLY CO INC		\$268.33	2004	GOODS AND SUPPLIES
12050	PIPELINE SUPPLY CO INC		\$6,300.00	2004	GOODS AND SUPPLIES
659	PIPELINE SUPPLY CO INC		\$293.48	2004	GOODS AND SUPPLIES
4935	PIPELINE SUPPLY CO INC		\$102.38	2004	GOODS AND SUPPLIES
4700	PIPELINE SUPPLY CO INC		\$241.82	2004	GOODS AND SUPPLIES
8918	PIPELINE SUPPLY CO INC		\$706.12	2004	GOODS AND SUPPLIES
11577	PIPELINE SUPPLY CO INC		\$9,975.00	2004	GOODS AND SUPPLIES
3511	PIPELINE SUPPLY CO INC		\$4,000.00	2004	GOODS AND SUPPLIES
11888	PIPELINE SUPPLY CO INC		\$34.65	2004	GOODS AND SUPPLIES
3504	PIPELINE SUPPLY CO INC		\$201.16	2004	GOODS AND SUPPLIES
8798	PIPELINE SUPPLY CO INC		\$515.67	2004	GOODS AND SUPPLIES
7430	PIPELINE SUPPLY CO INC		\$4,725.00	2004	GOODS AND SUPPLIES

GOODS AND SERVICES CONTRACTS

Appendix A

PURCHASE ORDER #	VENDOR NAME	ETHNICITY	AWARD AMOUNT	FY	BUSINESS CATEGORY
7894	PIPELINE SUPPLY CO INC		\$285.65	2004	GOODS AND SUPPLIES
8596	PIPELINE SUPPLY CO INC		\$1,675.80	2004	GOODS AND SUPPLIES
7601	PIPELINE SUPPLY CO INC		\$2,625.00	2004	GOODS AND SUPPLIES
11591	PIPELINE SUPPLY CO INC		\$6,300.00	2004	GOODS AND SUPPLIES
8139	PIPELINE SUPPLY CO INC		\$455.81	2004	GOODS AND SUPPLIES
4076	PIPELINE SUPPLY CO INC		\$2,500.00	2004	GOODS AND SUPPLIES
913	PIPELINE SUPPLY CO INC		\$846.61	2004	GOODS AND SUPPLIES
7611	PIPELINE SUPPLY CO INC		\$3,138.16	2004	GOODS AND SUPPLIES
8281	PIPELINE SUPPLY CO INC		\$3,748.50	2004	GOODS AND SUPPLIES
4738	PIPELINE SUPPLY CO INC		\$2,625.00	2004	GOODS AND SUPPLIES
6160	PIPELINE SUPPLY CO INC		\$496.83	2004	GOODS AND SUPPLIES
7861	PIPELINE SUPPLY CO INC		\$263.84	2004	GOODS AND SUPPLIES
13248	PIPELINE SUPPLY CO INC		\$274.43	2004	GOODS AND SUPPLIES
13239	PIPELINE SUPPLY CO INC		\$5,250.00	2004	GOODS AND SUPPLIES
11826	PIPELINE SUPPLY CO INC		\$404.25	2004	GOODS AND SUPPLIES
8141	PIPELINE SUPPLY CO INC		\$1,355.80	2004	GOODS AND SUPPLIES
3979	PIPELINE SUPPLY CO INC		\$2,412.86	2004	GOODS AND SUPPLIES
7765	PIPELINE SUPPLY CO INC		\$692.58	2004	GOODS AND SUPPLIES
876	PIPELINE SUPPLY CO INC		\$271.66	2004	GOODS AND SUPPLIES
4739	PIPELINE SUPPLY CO INC		\$2,625.00	2004	GOODS AND SUPPLIES
4740	PIPELINE SUPPLY CO INC		\$2,625.00	2004	GOODS AND SUPPLIES
1084	PIPELINE SUPPLY CO INC		\$58.91	2004	GOODS AND SUPPLIES
124	PIPELINE SUPPLY CO INC		\$147.00	2004	GOODS AND SUPPLIES
8570	PIPELINE SUPPLY CO INC		\$234.78	2004	GOODS AND SUPPLIES
1087	PIPELINE SUPPLY CO INC		\$271.66	2004	GOODS AND SUPPLIES
11635	PIPELINE SUPPLY CO INC		\$4,725.00	2004	GOODS AND SUPPLIES
8035	PIPELINE SUPPLY CO INC		\$3,150.00	2004	GOODS AND SUPPLIES
8038	PIPELINE SUPPLY CO INC		\$2,625.00	2004	GOODS AND SUPPLIES
2476	PIPELINE SUPPLY CO INC		\$69.09	2004	GOODS AND SUPPLIES
615	PIPELINE SUPPLY CO INC		\$974.78	2004	GOODS AND SUPPLIES
4746	PIPELINE SUPPLY CO INC		\$2,493.75	2004	GOODS AND SUPPLIES
1085	PIPELINE SUPPLY CO INC		\$58.91	2004	GOODS AND SUPPLIES
2488	PIPELINE SUPPLY CO INC		\$1,072.08	2004	GOODS AND SUPPLIES
4875	PIPELINE SUPPLY CO INC		\$3,366.30	2004	GOODS AND SUPPLIES

GOODS AND SERVICES CONTRACTS

Appendix A

PURCHASE ORDER #	VENDOR NAME	ETHNICITY	AWARD AMOUNT	FY	BUSINESS CATEGORY
7606	PIPELINE SUPPLY CO INC		\$370.58	2004	GOODS AND SUPPLIES
7869	PIPELINE SUPPLY CO INC		\$4,725.00	2004	GOODS AND SUPPLIES
1067	PIPELINE SUPPLY CO INC		\$271.66	2004	GOODS AND SUPPLIES
3659	PIPELINE SUPPLY CO INC		\$232.68	2004	GOODS AND SUPPLIES
4039	PIPELINE SUPPLY CO INC		\$1,448.08	2004	GOODS AND SUPPLIES
12044	PIPELINE SUPPLY CO INC		\$468.25	2004	GOODS AND SUPPLIES
3030	PIPELINE SUPPLY CO INC		\$204.23	2004	GOODS AND SUPPLIES
1311	PIPELINE SUPPLY CO INC		\$1,595.43	2004	GOODS AND SUPPLIES
895	PIPELINE SUPPLY CO INC		\$26,985.53	2004	GOODS AND SUPPLIES
10157	PIPELINE SUPPLY CO INC		\$4,725.00	2004	GOODS AND SUPPLIES
10020	PIPELINE SUPPLY CO INC		\$4,725.00	2004	GOODS AND SUPPLIES
11092	PIPELINE SUPPLY CO INC		\$196.00	2004	GOODS AND SUPPLIES
1417	PIPELINE SUPPLY CO INC		\$2,115.75	2004	GOODS AND SUPPLIES
898	PIPELINE SUPPLY CO INC		\$2,142.00	2004	GOODS AND SUPPLIES
2990	PIPELINE SUPPLY CO INC		\$1,008.49	2004	GOODS AND SUPPLIES
13844	PIPELINE SUPPLY CO INC		\$287.70	2004	GOODS AND SUPPLIES
866	PIPELINE SUPPLY CO INC		\$1,588.67	2004	GOODS AND SUPPLIES
10353	PIPELINE SUPPLY CO INC		\$373.59	2004	GOODS AND SUPPLIES
400	PIPELINE SUPPLY CO INC		\$146,909.06	2004	GOODS AND SUPPLIES
901	PIPELINE SUPPLY CO INC		\$122.03	2004	GOODS AND SUPPLIES
9856	PIPELINE SUPPLY CO INC		\$2,099.35	2004	GOODS AND SUPPLIES
3364	PIPELINE SUPPLY CO INC		\$1,229.56	2004	GOODS AND SUPPLIES
13759	PIPELINE SUPPLY CO INC		\$2,075.28	2004	GOODS AND SUPPLIES
1584	PIPELINE SUPPLY CO INC		\$495.60	2004	GOODS AND SUPPLIES
13751	PIPELINE SUPPLY CO INC		\$6,825.00	2004	GOODS AND SUPPLIES
4335	PIPELINE SUPPLY CO INC		\$2,467.50	2004	GOODS AND SUPPLIES
5454	PIPELINE SUPPLY CO INC		\$2,310.00	2004	GOODS AND SUPPLIES
6591	PIPELINE SUPPLY CO INC		\$4,725.00	2004	GOODS AND SUPPLIES
1114	PIPELINE SUPPLY CO INC		\$780.57	2004	GOODS AND SUPPLIES
2225	PIPELINE SUPPLY CO INC		\$4,940.25	2004	GOODS AND SUPPLIES
13316	PIPELINE SUPPLY CO INC		\$21.00	2004	GOODS AND SUPPLIES
1027	PIPELINE SUPPLY CO INC		\$1,261.01	2004	GOODS AND SUPPLIES
1026	PIPELINE SUPPLY CO INC		\$150.83	2004	GOODS AND SUPPLIES
167	PIPELINE SUPPLY CO INC		\$208.52	2004	GOODS AND SUPPLIES

GOODS AND SERVICES CONTRACTS

Appendix A

PURCHASE ORDER #	VENDOR NAME	ETHNICITY	AWARD AMOUNT	FY	BUSINESS CATEGORY
13903	PIPELINE SUPPLY CO INC		\$2,657.03	2004	GOODS AND SUPPLIES
13041	PIPELINE SUPPLY CO INC		\$6,300.00	2004	GOODS AND SUPPLIES
6588	PIPELINE SUPPLY CO INC		\$1,221.02	2004	GOODS AND SUPPLIES
13038	PIPELINE SUPPLY CO INC		\$492.98	2004	GOODS AND SUPPLIES
13758	PIPELINE SUPPLY CO INC		\$6,825.00	2004	GOODS AND SUPPLIES
10846	PIPELINE SUPPLY CO INC		\$1,504.13	2004	GOODS AND SUPPLIES
10847	PIPELINE SUPPLY CO INC		\$2,759.40	2004	GOODS AND SUPPLIES
13861	PIPELINE SUPPLY CO INC		\$2,924.71	2004	GOODS AND SUPPLIES
4492	PIPELINE SUPPLY CO INC		\$673.66	2004	GOODS AND SUPPLIES
10905	PIPELINE SUPPLY CO INC		\$1,503.08	2004	GOODS AND SUPPLIES
1870	PIPELINE SUPPLY CO INC		\$1,518.11	2004	GOODS AND SUPPLIES
197	PIPELINE SUPPLY CO INC		\$2,499.00	2004	GOODS AND SUPPLIES
4629	PIPELINE SUPPLY CO INC		\$2,399.25	2004	GOODS AND SUPPLIES
12448	PIPELINE SUPPLY CO INC		\$383.88	2004	GOODS AND SUPPLIES
2536	PIPELINE SUPPLY CO INC		\$787.19	2004	GOODS AND SUPPLIES
4298	PIPELINE SUPPLY CO INC		\$79.80	2004	GOODS AND SUPPLIES
12191	PIPELINE SUPPLY CO INC		\$4,725.00	2004	GOODS AND SUPPLIES
12187	PIPELINE SUPPLY CO INC		\$1,505.81	2004	GOODS AND SUPPLIES
3254	PIPELINE SUPPLY CO INC		\$2,500.00	2004	GOODS AND SUPPLIES
13715	PIPELINE SUPPLY CO INC		\$2,733.43	2004	GOODS AND SUPPLIES
9351	PIPELINE SUPPLY CO INC		\$2,101.05	2004	GOODS AND SUPPLIES
11411	PIPELINE SUPPLY CO INC		\$822.78	2004	GOODS AND SUPPLIES
12847	PIPELINE SUPPLY CO INC		\$495.50	2004	GOODS AND SUPPLIES
9522	PIPELINE SUPPLY CO INC		\$4,500.00	2004	GOODS AND SUPPLIES
1108	PIPELINE SUPPLY CO INC		\$1,938.99	2004	GOODS AND SUPPLIES
9404	PIPELINE SUPPLY CO INC		\$5,293.16	2004	GOODS AND SUPPLIES
12846	PIPELINE SUPPLY CO INC		\$495.50	2004	GOODS AND SUPPLIES
756	PIPELINE SUPPLY CO INC		\$294.53	2004	GOODS AND SUPPLIES
11466	PIPELINE SUPPLY CO INC		\$1,326.02	2004	GOODS AND SUPPLIES
9119	PIPELINE SUPPLY CO INC		\$482.72	2004	GOODS AND SUPPLIES
9104	PIPELINE SUPPLY CO INC		\$372.68	2004	GOODS AND SUPPLIES
11474	PIPELINE SUPPLY CO INC		\$2,530.50	2004	GOODS AND SUPPLIES
11476	PIPELINE SUPPLY CO INC		\$4,725.00	2004	GOODS AND SUPPLIES
328	PIPELINE SUPPLY CO INC		\$711.96	2004	GOODS AND SUPPLIES

GOODS AND SERVICES CONTRACTS

Appendix A

PURCHASE ORDER #	VENDOR NAME	ETHNICITY	AWARD AMOUNT	FY	BUSINESS CATEGORY
1284	PIPELINE SUPPLY CO INC		\$1,728.35	2004	GOODS AND SUPPLIES
233	PIPELINE SUPPLY CO INC		\$462.76	2004	GOODS AND SUPPLIES
863	PIPELINE SUPPLY CO INC		\$2,660.52	2004	GOODS AND SUPPLIES
5061	PIPELINE SUPPLY CO INC		\$4,725.00	2004	GOODS AND SUPPLIES
3166	PIPELINE SUPPLY CO INC		\$2,988.55	2004	GOODS AND SUPPLIES
14416	PIPELINE SUPPLY CO INC		\$599.06	2004	GOODS AND SUPPLIES
24489	PIPELINE SUPPLY CO INC		\$9,450.00	2005	GOODS AND SUPPLIES
24676	PIPELINE SUPPLY CO INC		\$1,085.62	2005	GOODS AND SUPPLIES
16844	PIPELINE SUPPLY CO INC		\$2,999.03	2005	GOODS AND SUPPLIES
28275	PIPELINE SUPPLY CO INC		\$487.25	2003	GOODS AND SUPPLIES
26060	PIPELINE SUPPLY CO INC		\$498.75	2005	GOODS AND SUPPLIES
14019	PIPELINE SUPPLY CO INC		\$1,872.98	2004	GOODS AND SUPPLIES
26105	PIPELINE SUPPLY CO INC		\$8,092.67	2005	GOODS AND SUPPLIES
20575	PIPELINE SUPPLY CO INC		\$434.96	2005	GOODS AND SUPPLIES
20485	PIPELINE SUPPLY CO INC		\$2,866.54	2005	GOODS AND SUPPLIES
14417	PIPELINE SUPPLY CO INC		\$5,250.00	2004	GOODS AND SUPPLIES
23207	PIPELINE SUPPLY CO INC		\$62.50	2005	GOODS AND SUPPLIES
28978	PIPELINE SUPPLY CO INC		\$102,665.15	2003	GOODS AND SUPPLIES
27464	PIPELINE SUPPLY CO INC		\$8,925.00	2005	GOODS AND SUPPLIES
25625	PIPELINE SUPPLY CO INC		\$9,450.00	2005	GOODS AND SUPPLIES
23602	PIPELINE SUPPLY CO INC		\$2,100.00	2005	GOODS AND SUPPLIES
21052	PIPELINE SUPPLY CO INC		\$2,861.06	2005	GOODS AND SUPPLIES
21050	PIPELINE SUPPLY CO INC		\$1,356.30	2005	GOODS AND SUPPLIES
28558	PIPELINE SUPPLY CO INC		\$4,788.97	2003	GOODS AND SUPPLIES
16224	PIPELINE SUPPLY CO INC		\$3,340.95	2005	GOODS AND SUPPLIES
16814	PIPELINE SUPPLY CO INC		\$2,406.03	2005	GOODS AND SUPPLIES
19059	PIPELINE SUPPLY CO INC		\$1,864.07	2005	GOODS AND SUPPLIES
24344	PIPELINE SUPPLY CO INC		\$435.23	2005	GOODS AND SUPPLIES
16547	PIPELINE SUPPLY CO INC		\$5,279.40	2005	GOODS AND SUPPLIES
17369	PIPELINE SUPPLY CO INC		\$8,400.00	2005	GOODS AND SUPPLIES
25291	PIPELINE SUPPLY CO INC		\$8,400.00	2005	GOODS AND SUPPLIES
28054	PIPELINE SUPPLY CO INC		\$236.02	2003	GOODS AND SUPPLIES
17491	PIPELINE SUPPLY CO INC		\$8,561.70	2005	GOODS AND SUPPLIES
24040	PIPELINE SUPPLY CO INC		\$365.99	2005	GOODS AND SUPPLIES

GOODS AND SERVICES CONTRACTS

Appendix A

PURCHASE ORDER #	VENDOR NAME	ETHNICITY	AWARD AMOUNT	FY	BUSINESS CATEGORY
27981	PIPELINE SUPPLY CO INC		\$161.49	2003	GOODS AND SUPPLIES
21441	PIPELINE SUPPLY CO INC		\$8,400.00	2005	GOODS AND SUPPLIES
16737	PIPELINE SUPPLY CO INC		\$8,400.00	2005	GOODS AND SUPPLIES
24487	PIPELINE SUPPLY CO INC		\$8,925.00	2005	GOODS AND SUPPLIES
15884	PIPELINE SUPPLY CO INC		\$1,023.75	2005	GOODS AND SUPPLIES
14301	PIPELINE SUPPLY CO INC		\$5,250.00	2004	GOODS AND SUPPLIES
15887	PIPELINE SUPPLY CO INC		\$2,839.68	2005	GOODS AND SUPPLIES
17165	PIPELINE SUPPLY CO INC		\$8,400.00	2005	GOODS AND SUPPLIES
17914	PIPELINE SUPPLY CO INC		\$1,102.50	2005	GOODS AND SUPPLIES
28335	PIPELINE SUPPLY CO INC		\$1,063.60	2003	GOODS AND SUPPLIES
25033	PIPELINE SUPPLY CO INC		\$996.69	2005	GOODS AND SUPPLIES
21089	PIPELINE SUPPLY CO INC		\$6,463.26	2005	GOODS AND SUPPLIES
14400	PIPELINE SUPPLY CO INC		\$2,924.71	2004	GOODS AND SUPPLIES
17585	PIPELINE SUPPLY CO INC		\$2,100.00	2005	GOODS AND SUPPLIES
25713	PIPELINE SUPPLY CO INC		\$214.20	2005	GOODS AND SUPPLIES
25241	PIPELINE SUPPLY CO INC		\$239.39	2005	GOODS AND SUPPLIES
25688	PIPELINE SUPPLY CO INC		\$3,150.00	2005	GOODS AND SUPPLIES
16725	PIPELINE SUPPLY CO INC		\$2,085.05	2005	GOODS AND SUPPLIES
28414	PIPELINE SUPPLY CO INC		\$217.07	2003	GOODS AND SUPPLIES
27394	PIPELINE SUPPLY CO INC		\$9,450.00	2005	GOODS AND SUPPLIES
24892	PIPELINE SUPPLY CO INC		\$134.40	2005	GOODS AND SUPPLIES
18214	PIPELINE SUPPLY CO INC		\$1,124.93	2005	GOODS AND SUPPLIES
26748	PIPELINE SUPPLY CO INC		\$499.09	2005	GOODS AND SUPPLIES
26785	PIPELINE SUPPLY CO INC		\$3,255.00	2005	GOODS AND SUPPLIES
15093	PIPELINE SUPPLY CO INC		\$373.49	2005	GOODS AND SUPPLIES
28213	PIPELINE SUPPLY CO INC		\$110.30	2003	GOODS AND SUPPLIES
15442	PIPELINE SUPPLY CO INC		\$2,885.39	2005	GOODS AND SUPPLIES
26516	PIPELINE SUPPLY CO INC		\$134.14	2005	GOODS AND SUPPLIES
15087	PIPELINE SUPPLY CO INC		\$4,725.00	2005	GOODS AND SUPPLIES
15086	PIPELINE SUPPLY CO INC		\$2,399.25	2005	GOODS AND SUPPLIES
15078	PIPELINE SUPPLY CO INC		\$2,801.61	2005	GOODS AND SUPPLIES
27219	PIPELINE SUPPLY CO INC		\$995.40	2005	GOODS AND SUPPLIES
18461	PIPELINE SUPPLY CO INC		\$8,400.00	2005	GOODS AND SUPPLIES
20062	PIPELINE SUPPLY CO INC		\$4,317.88	2005	GOODS AND SUPPLIES

GOODS AND SERVICES CONTRACTS

Appendix A

PURCHASE ORDER #	VENDOR NAME	ETHNICITY	AWARD AMOUNT	FY	BUSINESS CATEGORY
15220	PIPELINE SUPPLY CO INC		\$1,500.00	2005	GOODS AND SUPPLIES
15071	PIPELINE SUPPLY CO INC		\$8,400.00	2005	GOODS AND SUPPLIES
15062	PIPELINE SUPPLY CO INC		\$24,919.50	2005	GOODS AND SUPPLIES
15054	PIPELINE SUPPLY CO INC		\$1,759.80	2005	GOODS AND SUPPLIES
19909	PIPELINE SUPPLY CO INC		\$2,100.00	2005	GOODS AND SUPPLIES
15436	PIPELINE SUPPLY CO INC		\$2,115.16	2005	GOODS AND SUPPLIES
15435	PIPELINE SUPPLY CO INC		\$1,825.18	2005	GOODS AND SUPPLIES
15299	PIPELINE SUPPLY CO INC		\$3,953.29	2005	GOODS AND SUPPLIES
28272	PIPELINE SUPPLY CO INC		\$414.20	2003	GOODS AND SUPPLIES
26946	PIPELINE SUPPLY CO INC		\$9,450.00	2005	GOODS AND SUPPLIES
15206	PIPELINE SUPPLY CO INC		\$242.55	2005	GOODS AND SUPPLIES
22011	PIPELINE SUPPLY CO INC		\$8,400.00	2005	GOODS AND SUPPLIES
19932	PIPELINE SUPPLY CO INC		\$8,400.00	2005	GOODS AND SUPPLIES
18599	PIPELINE SUPPLY CO INC		\$2,625.00	2005	GOODS AND SUPPLIES
22994	PIPELINE SUPPLY CO INC		\$8,925.00	2005	GOODS AND SUPPLIES
22605	PIPELINE SUPPLY CO INC		\$197.82	2005	GOODS AND SUPPLIES
28380	PIPELINE SUPPLY CO INC		\$4,628.25	2003	GOODS AND SUPPLIES
14280	PIPELINE SUPPLY CO INC		\$64.05	2004	GOODS AND SUPPLIES
28236	PIPELINE SUPPLY CO INC		\$463.26	2003	GOODS AND SUPPLIES
14758	PIPELINE SUPPLY CO INC		\$4,725.00	2005	GOODS AND SUPPLIES
28991	PIPELINE SUPPLY CO INC		\$4,900.00	2003	GOODS AND SUPPLIES
40763	PLAY SYSTEMS INC		\$2,720.45	2003	GOODS AND SUPPLIES
40765	PLAY SYSTEMS INC		\$916.11	2003	GOODS AND SUPPLIES
40761	PLAY SYSTEMS INC		\$68.67	2003	GOODS AND SUPPLIES
26636	PLAY SYSTEMS INC		\$8,186.64	2005	GOODS AND SUPPLIES
41715	PLEASANTS CONTRACT HARDWARE		\$574.21	2005	GOODS AND SUPPLIES
35068	PLEASANTS CONTRACT HARDWARE		\$470.00	2003	GOODS AND SUPPLIES
35435	PLEASANTS CONTRACT HARDWARE		\$180.60	2003	GOODS AND SUPPLIES
42006	PLEASANTS CONTRACT HARDWARE		\$154.35	2005	GOODS AND SUPPLIES
33006	PLEASANTS CONTRACT HARDWARE		\$1,473.20	2003	GOODS AND SUPPLIES
33673	PLEASANTS CONTRACT HARDWARE		\$499.40	2003	GOODS AND SUPPLIES
9753	PLEASANTS CONTRACT HARDWARE		\$161.44	2004	GOODS AND SUPPLIES
9864	PLEASANTS CONTRACT HARDWARE		\$166.92	2004	GOODS AND SUPPLIES
10760	PLEASANTS CONTRACT HARDWARE		\$161.44	2004	GOODS AND SUPPLIES

GOODS AND SERVICES CONTRACTS

Appendix A

PURCHASE ORDER #	VENDOR NAME	ETHNICITY	AWARD AMOUNT	FY	BUSINESS CATEGORY
4190	PLEASANTS CONTRACT HARDWARE		\$119.70	2004	GOODS AND SUPPLIES
7707	PLEASANTS CONTRACT HARDWARE		\$804.12	2004	GOODS AND SUPPLIES
21125	PLEASANTS CONTRACT HARDWARE		\$98.28	2005	GOODS AND SUPPLIES
17013	PLEASANTS CONTRACT HARDWARE		\$131.25	2005	GOODS AND SUPPLIES
27402	PLEASANTS CONTRACT HARDWARE		\$134.40	2005	GOODS AND SUPPLIES
25531	PLEASANTS CONTRACT HARDWARE		\$39.81	2005	GOODS AND SUPPLIES
38719	POLK CITY DIRECTORIES		\$340.20	2003	GOODS AND SUPPLIES
38620	POLK CITY DIRECTORIES		\$340.20	2003	GOODS AND SUPPLIES
38714	POLK CITY DIRECTORIES		\$340.20	2003	GOODS AND SUPPLIES
38715	POLK CITY DIRECTORIES		\$2,041.20	2003	GOODS AND SUPPLIES
38716	POLK CITY DIRECTORIES		\$340.20	2003	GOODS AND SUPPLIES
38713	POLK CITY DIRECTORIES		\$340.20	2003	GOODS AND SUPPLIES
38718	POLK CITY DIRECTORIES		\$340.20	2003	GOODS AND SUPPLIES
38619	POLK CITY DIRECTORIES		\$680.40	2003	GOODS AND SUPPLIES
34313	POLK CITY DIRECTORIES		\$324.00	2003	GOODS AND SUPPLIES
34314	POLK CITY DIRECTORIES		\$324.00	2003	GOODS AND SUPPLIES
34315	POLK CITY DIRECTORIES		\$340.00	2003	GOODS AND SUPPLIES
34316	POLK CITY DIRECTORIES		\$324.00	2003	GOODS AND SUPPLIES
34318	POLK CITY DIRECTORIES		\$648.00	2003	GOODS AND SUPPLIES
41712	POLK CITY DIRECTORIES		\$405.60	2005	GOODS AND SUPPLIES
38717	POLK CITY DIRECTORIES		\$340.00	2003	GOODS AND SUPPLIES
41125	POLK CITY DIRECTORIES		\$2,749.95	2005	GOODS AND SUPPLIES
34943	POLK CITY DIRECTORIES		\$1,393.00	2003	GOODS AND SUPPLIES
34942	POLK CITY DIRECTORIES		\$3,308.50	2003	GOODS AND SUPPLIES
39059	POLK CITY DIRECTORIES		\$340.20	2003	GOODS AND SUPPLIES
41124	POLK CITY DIRECTORIES		\$405.60	2005	GOODS AND SUPPLIES
36786	POLK CITY DIRECTORIES		\$497.70	2003	GOODS AND SUPPLIES
41126	POLK CITY DIRECTORIES		\$1,023.00	2005	GOODS AND SUPPLIES
12275	POLK CITY DIRECTORIES		\$339.45	2004	GOODS AND SUPPLIES
12273	POLK CITY DIRECTORIES		\$2,376.15	2004	GOODS AND SUPPLIES
7008	POLK CITY DIRECTORIES		\$339.45	2004	GOODS AND SUPPLIES
12274	POLK CITY DIRECTORIES		\$339.45	2004	GOODS AND SUPPLIES
6973	POLK CITY DIRECTORIES		\$678.90	2004	GOODS AND SUPPLIES
6986	POLK CITY DIRECTORIES		\$339.45	2004	GOODS AND SUPPLIES

GOODS AND SERVICES CONTRACTS

Appendix A

PURCHASE ORDER #	VENDOR NAME	ETHNICITY	AWARD AMOUNT	FY	BUSINESS CATEGORY
12272	POLK CITY DIRECTORIES		\$339.45	2004	GOODS AND SUPPLIES
9743	POLK CITY DIRECTORIES		\$529.20	2004	GOODS AND SUPPLIES
7009	POLK CITY DIRECTORIES		\$339.45	2004	GOODS AND SUPPLIES
21740	POLK CITY DIRECTORIES		\$678.90	2005	GOODS AND SUPPLIES
21738	POLK CITY DIRECTORIES		\$339.45	2005	GOODS AND SUPPLIES
17055	POLK CITY DIRECTORIES		\$1,697.25	2005	GOODS AND SUPPLIES
14563	POLK CITY DIRECTORIES		\$339.45	2004	GOODS AND SUPPLIES
23233	POLK CITY DIRECTORIES		\$616.35	2005	GOODS AND SUPPLIES
14564	POLK CITY DIRECTORIES		\$339.45	2004	GOODS AND SUPPLIES
21092	POLK CITY DIRECTORIES		\$356.42	2005	GOODS AND SUPPLIES
21736	POLK CITY DIRECTORIES		\$339.45	2005	GOODS AND SUPPLIES
24831	POLK CITY DIRECTORIES		\$425.88	2005	GOODS AND SUPPLIES
21710	POLK CITY DIRECTORIES		\$339.45	2005	GOODS AND SUPPLIES
23149	POLLOCK OFFICE MACHINE CO INC		\$1,925.00	2005	GOODS AND SUPPLIES
40770	POMEROY COMPUTER RESOURCES OF SOUTH CAROLINA		\$1,923.60	2003	GOODS AND SUPPLIES
38465	POMEROY COMPUTER RESOURCES OF SOUTH CAROLINA		\$197.40	2003	GOODS AND SUPPLIES
29034	POMEROY COMPUTER RESOURCES OF SOUTH CAROLINA		\$367.85	2003	GOODS AND SUPPLIES
39298	POMEROY COMPUTER RESOURCES OF SOUTH CAROLINA		\$1,512.00	2003	GOODS AND SUPPLIES
32306	POMEROY COMPUTER RESOURCES OF SOUTH CAROLINA		\$281.40	2003	GOODS AND SUPPLIES
33506	POMEROY COMPUTER RESOURCES OF SOUTH CAROLINA		\$310.80	2003	GOODS AND SUPPLIES
32250	POMEROY COMPUTER RESOURCES OF SOUTH CAROLINA		\$253.05	2003	GOODS AND SUPPLIES
39980	POMEROY COMPUTER RESOURCES OF SOUTH CAROLINA		\$540.75	2003	GOODS AND SUPPLIES
33676	POMEROY COMPUTER RESOURCES OF SOUTH CAROLINA		\$12,240.18	2003	GOODS AND SUPPLIES
33753	POMEROY COMPUTER RESOURCES OF SOUTH CAROLINA		\$244.16	2003	GOODS AND SUPPLIES
38066	POMEROY COMPUTER RESOURCES OF SOUTH CAROLINA		\$15,737.40	2003	GOODS AND SUPPLIES
34250	POMEROY COMPUTER RESOURCES OF SOUTH CAROLINA		\$341.25	2003	GOODS AND SUPPLIES
35486	POMEROY COMPUTER RESOURCES OF SOUTH CAROLINA		\$93.45	2003	GOODS AND SUPPLIES
31439	POMEROY COMPUTER RESOURCES OF SOUTH CAROLINA		\$476.20	2003	GOODS AND SUPPLIES
29979	POMEROY COMPUTER RESOURCES OF SOUTH CAROLINA		\$387.15	2003	GOODS AND SUPPLIES
33471	POMEROY COMPUTER RESOURCES OF SOUTH CAROLINA		\$93.45	2003	GOODS AND SUPPLIES
35215	POMEROY COMPUTER RESOURCES OF SOUTH CAROLINA		\$91.35	2003	GOODS AND SUPPLIES
33636	POMEROY COMPUTER RESOURCES OF SOUTH CAROLINA		\$304.44	2003	GOODS AND SUPPLIES
38010	POMEROY COMPUTER RESOURCES OF SOUTH CAROLINA		\$468.30	2003	GOODS AND SUPPLIES
32800	POMEROY COMPUTER RESOURCES OF SOUTH CAROLINA		\$589.05	2003	GOODS AND SUPPLIES

GOODS AND SERVICES CONTRACTS

Appendix A

PURCHASE ORDER #	VENDOR NAME	ETHNICITY	AWARD AMOUNT	FY	BUSINESS CATEGORY
35102	POMEROY COMPUTER RESOURCES OF SOUTH CAROLINA		\$1,071.00	2003	GOODS AND SUPPLIES
37924	POMEROY COMPUTER RESOURCES OF SOUTH CAROLINA		\$1,228.91	2005	GOODS AND SUPPLIES
38024	POMEROY COMPUTER RESOURCES OF SOUTH CAROLINA		\$602.70	2003	GOODS AND SUPPLIES
39872	POMEROY COMPUTER RESOURCES OF SOUTH CAROLINA		\$45.00	2003	GOODS AND SUPPLIES
41717	POMEROY IT SOLUTIONS SALES CO INC		\$5,983.82	2005	GOODS AND SUPPLIES
41283	POMEROY IT SOLUTIONS SALES CO INC		\$126.00	2005	GOODS AND SUPPLIES
12767	POMEROY IT SOLUTIONS SALES CO INC		\$105.00	2004	GOODS AND SUPPLIES
2715	POMEROY IT SOLUTIONS SALES CO INC		\$1,916.25	2004	GOODS AND SUPPLIES
9601	POMEROY IT SOLUTIONS SALES CO INC		\$246.75	2004	GOODS AND SUPPLIES
2704	POMEROY IT SOLUTIONS SALES CO INC		\$94.50	2004	GOODS AND SUPPLIES
11498	POMEROY IT SOLUTIONS SALES CO INC		\$213.15	2004	GOODS AND SUPPLIES
3313	POMEROY IT SOLUTIONS SALES CO INC		\$383.25	2004	GOODS AND SUPPLIES
1180	POMEROY IT SOLUTIONS SALES CO INC		\$210.00	2004	GOODS AND SUPPLIES
13221	POMEROY IT SOLUTIONS SALES CO INC		\$247.80	2004	GOODS AND SUPPLIES
10704	POMEROY IT SOLUTIONS SALES CO INC		\$193.20	2004	GOODS AND SUPPLIES
12443	POMEROY IT SOLUTIONS SALES CO INC		\$2,356.20	2004	GOODS AND SUPPLIES
13109	POMEROY IT SOLUTIONS SALES CO INC		\$504.00	2004	GOODS AND SUPPLIES
13948	POMEROY IT SOLUTIONS SALES CO INC		\$105.00	2004	GOODS AND SUPPLIES
12635	POMEROY IT SOLUTIONS SALES CO INC		\$304.50	2004	GOODS AND SUPPLIES
12695	POMEROY IT SOLUTIONS SALES CO INC		\$273.00	2004	GOODS AND SUPPLIES
12696	POMEROY IT SOLUTIONS SALES CO INC		\$273.00	2004	GOODS AND SUPPLIES
11125	POMEROY IT SOLUTIONS SALES CO INC		\$361.64	2004	GOODS AND SUPPLIES
12917	POMEROY IT SOLUTIONS SALES CO INC		\$4,790.10	2004	GOODS AND SUPPLIES
5027	POMEROY IT SOLUTIONS SALES CO INC		\$836.85	2004	GOODS AND SUPPLIES
4848	POMEROY IT SOLUTIONS SALES CO INC		\$328.25	2004	GOODS AND SUPPLIES
12660	POMEROY IT SOLUTIONS SALES CO INC		\$196.35	2004	GOODS AND SUPPLIES
10391	POMEROY IT SOLUTIONS SALES CO INC		\$443.94	2004	GOODS AND SUPPLIES
12693	POMEROY IT SOLUTIONS SALES CO INC		\$242.55	2004	GOODS AND SUPPLIES
11522	POMEROY IT SOLUTIONS SALES CO INC		\$943.95	2004	GOODS AND SUPPLIES
5351	POMEROY IT SOLUTIONS SALES CO INC		\$1,128.75	2004	GOODS AND SUPPLIES
5581	POMEROY IT SOLUTIONS SALES CO INC		\$718.20	2004	GOODS AND SUPPLIES
11401	POMEROY IT SOLUTIONS SALES CO INC		\$170.00	2004	GOODS AND SUPPLIES
9843	POMEROY IT SOLUTIONS SALES CO INC		\$485.98	2004	GOODS AND SUPPLIES
5582	POMEROY IT SOLUTIONS SALES CO INC		\$119.70	2004	GOODS AND SUPPLIES

GOODS AND SERVICES CONTRACTS

Appendix A

PURCHASE ORDER #	VENDOR NAME	ETHNICITY	AWARD AMOUNT	FY	BUSINESS CATEGORY
3302	POMEROY IT SOLUTIONS SALES CO INC		\$766.50	2004	GOODS AND SUPPLIES
10446	POMEROY IT SOLUTIONS SALES CO INC		\$831.60	2004	GOODS AND SUPPLIES
11523	POMEROY IT SOLUTIONS SALES CO INC		\$8,024.10	2004	GOODS AND SUPPLIES
12641	POMEROY IT SOLUTIONS SALES CO INC		\$2,155.65	2004	GOODS AND SUPPLIES
4231	POMEROY IT SOLUTIONS SALES CO INC		\$388.50	2004	GOODS AND SUPPLIES
6522	POMEROY IT SOLUTIONS SALES CO INC		\$302.40	2004	GOODS AND SUPPLIES
11930	POMEROY IT SOLUTIONS SALES CO INC		\$714.00	2004	GOODS AND SUPPLIES
6686	POMEROY IT SOLUTIONS SALES CO INC		\$195.30	2004	GOODS AND SUPPLIES
4265	POMEROY IT SOLUTIONS SALES CO INC		\$424.20	2004	GOODS AND SUPPLIES
11938	POMEROY IT SOLUTIONS SALES CO INC		\$2,585.10	2004	GOODS AND SUPPLIES
12694	POMEROY IT SOLUTIONS SALES CO INC		\$1,455.30	2004	GOODS AND SUPPLIES
4209	POMEROY IT SOLUTIONS SALES CO INC		\$94.50	2004	GOODS AND SUPPLIES
13432	POMEROY IT SOLUTIONS SALES CO INC		\$419.95	2004	GOODS AND SUPPLIES
7885	POMEROY IT SOLUTIONS SALES CO INC		\$63.00	2004	GOODS AND SUPPLIES
11929	POMEROY IT SOLUTIONS SALES CO INC		\$94.50	2004	GOODS AND SUPPLIES
7833	POMEROY IT SOLUTIONS SALES CO INC		\$216.30	2004	GOODS AND SUPPLIES
7750	POMEROY IT SOLUTIONS SALES CO INC		\$276.15	2004	GOODS AND SUPPLIES
26967	POMEROY IT SOLUTIONS SALES CO INC		\$257.46	2005	GOODS AND SUPPLIES
17691	POMEROY IT SOLUTIONS SALES CO INC		\$170.00	2005	GOODS AND SUPPLIES
21535	POMEROY IT SOLUTIONS SALES CO INC		\$256.20	2005	GOODS AND SUPPLIES
26913	POMEROY IT SOLUTIONS SALES CO INC		\$965.86	2005	GOODS AND SUPPLIES
21355	POMEROY IT SOLUTIONS SALES CO INC		\$151.20	2005	GOODS AND SUPPLIES
18785	POMEROY IT SOLUTIONS SALES CO INC		\$68.25	2005	GOODS AND SUPPLIES
22545	POMEROY IT SOLUTIONS SALES CO INC		\$499.20	2005	GOODS AND SUPPLIES
24685	POMEROY IT SOLUTIONS SALES CO INC		\$496.34	2005	GOODS AND SUPPLIES
24977	POMEROY IT SOLUTIONS SALES CO INC		\$325.50	2005	GOODS AND SUPPLIES
16894	POMEROY IT SOLUTIONS SALES CO INC		\$247.80	2005	GOODS AND SUPPLIES
14139	POMEROY IT SOLUTIONS SALES CO INC		\$1,212.75	2004	GOODS AND SUPPLIES
14137	POMEROY IT SOLUTIONS SALES CO INC		\$2,058.00	2004	GOODS AND SUPPLIES
20686	POMEROY IT SOLUTIONS SALES CO INC		\$284.55	2005	GOODS AND SUPPLIES
19524	POMEROY IT SOLUTIONS SALES CO INC		\$196.35	2005	GOODS AND SUPPLIES
19916	POMEROY IT SOLUTIONS SALES CO INC		\$419.99	2005	GOODS AND SUPPLIES
14305	POMEROY IT SOLUTIONS SALES CO INC		\$196.35	2004	GOODS AND SUPPLIES
26151	POMEROY IT SOLUTIONS SALES CO INC		\$245.40	2005	GOODS AND SUPPLIES

GOODS AND SERVICES CONTRACTS

Appendix A

PURCHASE ORDER #	VENDOR NAME	ETHNICITY	AWARD AMOUNT	FY	BUSINESS CATEGORY
20087	POMEROY IT SOLUTIONS SALES CO INC		\$1,349.25	2005	GOODS AND SUPPLIES
15577	POMEROY IT SOLUTIONS SALES CO INC		\$105.00	2005	GOODS AND SUPPLIES
14554	POMEROY IT SOLUTIONS SALES CO INC		\$1,461.60	2004	GOODS AND SUPPLIES
20333	POMEROY IT SOLUTIONS SALES CO INC		\$308.70	2005	GOODS AND SUPPLIES
14522	POMEROY IT SOLUTIONS SALES CO INC		\$672.00	2004	GOODS AND SUPPLIES
20868	POMEROY IT SOLUTIONS SALES CO INC		\$246.75	2005	GOODS AND SUPPLIES
14133	POMEROY IT SOLUTIONS SALES CO INC		\$1,449.00	2004	GOODS AND SUPPLIES
2923	POOL TECHS INC		\$75.00	2004	GOODS AND SUPPLIES
15991	POOL TECHS INC		\$125.00	2005	GOODS AND SUPPLIES
15990	POOL TECHS INC		\$125.00	2005	GOODS AND SUPPLIES
25205	POOL TECHS INC		\$181.88	2005	GOODS AND SUPPLIES
24182	POSTER COMPLIANCE CENTER		\$46.75	2005	GOODS AND SUPPLIES
42155	PRECISION TRUCK SERVICE INC		\$62.04	2005	GOODS AND SUPPLIES
21064	PRECISION TRUCK SERVICE INC		\$2,666.46	2005	GOODS AND SUPPLIES
39249	PREZ CHEM INC		\$679.50	2003	GOODS AND SUPPLIES
36276	PREZ CHEM INC		\$61.95	2003	GOODS AND SUPPLIES
34287	PREZ CHEM INC		\$492.00	2003	GOODS AND SUPPLIES
39198	PREZ CHEM INC		\$331.80	2005	GOODS AND SUPPLIES
31784	PREZ CHEM INC		\$283.50	2003	GOODS AND SUPPLIES
39197	PREZ CHEM INC		\$368.03	2003	GOODS AND SUPPLIES
33604	PREZ CHEM INC		\$142.80	2003	GOODS AND SUPPLIES
39518	PREZ CHEM INC		\$40.43	2003	GOODS AND SUPPLIES
39590	PREZ CHEM INC		\$265.65	2003	GOODS AND SUPPLIES
37821	PREZ CHEM INC		\$619.50	2003	GOODS AND SUPPLIES
38068	PREZ CHEM INC		\$828.23	2003	GOODS AND SUPPLIES
34729	PREZ CHEM INC		\$679.50	2003	GOODS AND SUPPLIES
38067	PREZ CHEM INC		\$1,512.00	2003	GOODS AND SUPPLIES
34346	PREZ CHEM INC		\$412.65	2003	GOODS AND SUPPLIES
4829	PREZ CHEM INC		\$98.00	2004	GOODS AND SUPPLIES
12315	PREZ CHEM INC		\$281.00	2004	GOODS AND SUPPLIES
7687	PREZ CHEM INC		\$93.45	2004	GOODS AND SUPPLIES
3934	PREZ CHEM INC		\$1,426.95	2004	GOODS AND SUPPLIES
7621	PREZ CHEM INC		\$1,400.00	2004	GOODS AND SUPPLIES
2770	PREZ CHEM INC		\$183.75	2004	GOODS AND SUPPLIES

GOODS AND SERVICES CONTRACTS

Appendix A

PURCHASE ORDER #	VENDOR NAME	ETHNICITY	AWARD AMOUNT	FY	BUSINESS CATEGORY
13092	PREZ CHEM INC		\$7,875.00	2004	GOODS AND SUPPLIES
11587	PREZ CHEM INC		\$1,240.00	2004	GOODS AND SUPPLIES
10173	PREZ CHEM INC		\$16.80	2004	GOODS AND SUPPLIES
8658	PREZ CHEM INC		\$138.70	2004	GOODS AND SUPPLIES
5078	PREZ CHEM INC		\$196.35	2004	GOODS AND SUPPLIES
7081	PREZ CHEM INC		\$34.65	2004	GOODS AND SUPPLIES
1975	PREZ CHEM INC		\$183.75	2004	GOODS AND SUPPLIES
25755	PREZ CHEM INC		\$488.94	2005	GOODS AND SUPPLIES
25122	PREZ CHEM INC		\$183.75	2005	GOODS AND SUPPLIES
16190	PREZ CHEM INC		\$481.00	2005	GOODS AND SUPPLIES
19282	PREZ CHEM INC		\$485.62	2005	GOODS AND SUPPLIES
15156	PREZ CHEM INC		\$1,426.00	2005	GOODS AND SUPPLIES
15154	PREZ CHEM INC		\$192.15	2005	GOODS AND SUPPLIES
26519	PREZ CHEM INC		\$1,500.00	2005	GOODS AND SUPPLIES
37971	PRIMO FINE FOODS		\$185.17	2003	GOODS AND SUPPLIES
122	PRIMO FINE FOODS		\$393.23	2004	GOODS AND SUPPLIES
12656	PRIMO FINE FOODS		\$498.75	2004	GOODS AND SUPPLIES
4476	PRINT HOUSE PLUS INC		\$468.30	2004	GOODS AND SUPPLIES
9063	PRINT HOUSE PLUS INC		\$75.60	2004	GOODS AND SUPPLIES
4354	PRINT HOUSE PLUS INC		\$559.31	2004	GOODS AND SUPPLIES
7298	PRINT HOUSE PLUS INC		\$166.48	2004	GOODS AND SUPPLIES
12325	PRINT HOUSE PLUS INC		\$551.25	2004	GOODS AND SUPPLIES
9831	PRINT HOUSE PLUS INC		\$231.00	2004	GOODS AND SUPPLIES
10573	PRINT HOUSE PLUS INC		\$196.48	2004	GOODS AND SUPPLIES
11346	PRINT HOUSE PLUS INC		\$55.39	2004	GOODS AND SUPPLIES
6855	PRINT HOUSE PLUS INC		\$149.75	2004	GOODS AND SUPPLIES
11348	PRINT HOUSE PLUS INC		\$59.35	2004	GOODS AND SUPPLIES
6950	PRINT HOUSE PLUS INC		\$194.76	2004	GOODS AND SUPPLIES
948	PRINT HOUSE PLUS INC		\$321.02	2004	GOODS AND SUPPLIES
6356	PRINT HOUSE PLUS INC		\$277.57	2004	GOODS AND SUPPLIES
2474	PRINT HOUSE PLUS INC		\$196.27	2004	GOODS AND SUPPLIES
13087	PRINT HOUSE PLUS INC		\$51.06	2004	GOODS AND SUPPLIES
11349	PRINT HOUSE PLUS INC		\$30.00	2004	GOODS AND SUPPLIES
2251	PRINT HOUSE PLUS INC		\$193.21	2004	GOODS AND SUPPLIES

GOODS AND SERVICES CONTRACTS

Appendix A

PURCHASE ORDER #	VENDOR NAME	ETHNICITY	AWARD AMOUNT	FY	BUSINESS CATEGORY
8272	PRINT HOUSE PLUS INC		\$72.90	2004	GOODS AND SUPPLIES
4236	PRINT HOUSE PLUS INC		\$108.41	2004	GOODS AND SUPPLIES
8340	PRINT HOUSE PLUS INC		\$474.08	2004	GOODS AND SUPPLIES
6167	PRINT HOUSE PLUS INC		\$111.53	2004	GOODS AND SUPPLIES
8081	PRINT HOUSE PLUS INC		\$206.08	2004	GOODS AND SUPPLIES
1422	PRINT HOUSE PLUS INC		\$499.47	2004	GOODS AND SUPPLIES
5199	PRINT HOUSE PLUS INC		\$52.50	2004	GOODS AND SUPPLIES
4155	PRINT HOUSE PLUS INC		\$72.90	2004	GOODS AND SUPPLIES
4154	PRINT HOUSE PLUS INC		\$140.82	2004	GOODS AND SUPPLIES
8698	PRINT HOUSE PLUS INC		\$82.26	2004	GOODS AND SUPPLIES
11105	PRINT HOUSE PLUS INC		\$139.57	2004	GOODS AND SUPPLIES
6535	PRINT HOUSE PLUS INC		\$72.90	2004	GOODS AND SUPPLIES
9543	PRINT HOUSE PLUS INC		\$566.83	2004	GOODS AND SUPPLIES
7378	PRINT HOUSE PLUS INC		\$134.68	2004	GOODS AND SUPPLIES
6901	PRINT HOUSE PLUS INC		\$94.55	2004	GOODS AND SUPPLIES
12195	PRINT HOUSE PLUS INC		\$72.90	2004	GOODS AND SUPPLIES
8635	PRINT HOUSE PLUS INC		\$82.26	2004	GOODS AND SUPPLIES
6662	PRINT HOUSE PLUS INC		\$111.53	2004	GOODS AND SUPPLIES
11832	PRINT HOUSE PLUS INC		\$454.22	2004	GOODS AND SUPPLIES
23253	PRINT HOUSE PLUS INC		\$228.64	2005	GOODS AND SUPPLIES
18932	PRINT HOUSE PLUS INC		\$111.53	2005	GOODS AND SUPPLIES
16046	PRINT HOUSE PLUS INC		\$72.90	2005	GOODS AND SUPPLIES
17286	PRINT HOUSE PLUS INC		\$155.16	2005	GOODS AND SUPPLIES
18931	PRINT HOUSE PLUS INC		\$139.57	2005	GOODS AND SUPPLIES
18026	PRINT HOUSE PLUS INC		\$72.90	2005	GOODS AND SUPPLIES
16472	PRINT HOUSE PLUS INC		\$666.35	2005	GOODS AND SUPPLIES
18952	PRINT HOUSE PLUS INC		\$321.02	2005	GOODS AND SUPPLIES
18152	PRINT HOUSE PLUS INC		\$155.16	2005	GOODS AND SUPPLIES
14327	PRINT HOUSE PLUS INC		\$52.50	2004	GOODS AND SUPPLIES
16048	PRINT HOUSE PLUS INC		\$82.26	2005	GOODS AND SUPPLIES
18399	PRINT HOUSE PLUS INC		\$572.66	2005	GOODS AND SUPPLIES
17903	PRINT HOUSE PLUS INC		\$82.26	2005	GOODS AND SUPPLIES
17902	PRINT HOUSE PLUS INC		\$72.90	2005	GOODS AND SUPPLIES
16286	PRINT HOUSE PLUS INC		\$315.00	2005	GOODS AND SUPPLIES

GOODS AND SERVICES CONTRACTS

Appendix A

PURCHASE ORDER #	VENDOR NAME	ETHNICITY	AWARD AMOUNT	FY	BUSINESS CATEGORY
16906	PRINT HOUSE PLUS INC		\$140.82	2005	GOODS AND SUPPLIES
15841	PRINT HOUSE PLUS INC		\$178.50	2005	GOODS AND SUPPLIES
23766	PRINT HOUSE PLUS INC		\$72.88	2005	GOODS AND SUPPLIES
16907	PRINT HOUSE PLUS INC		\$111.47	2005	GOODS AND SUPPLIES
16071	PRINT HOUSE PLUS INC		\$68.95	2005	GOODS AND SUPPLIES
16273	PRINT HOUSE PLUS INC		\$397.16	2005	GOODS AND SUPPLIES
35180	PRINT MACHINE INC		\$493.00	2003	GOODS AND SUPPLIES
41286	PRINT MACHINE INC		\$157.57	2005	GOODS AND SUPPLIES
36190	PRINT MACHINE INC		\$425.25	2003	GOODS AND SUPPLIES
39401	PRINT MACHINE INC		\$57.75	2003	GOODS AND SUPPLIES
34579	PRINT MACHINE INC		\$157.50	2003	GOODS AND SUPPLIES
34009	PRINT MACHINE INC		\$27.30	2003	GOODS AND SUPPLIES
1252	PRINT MACHINE INC		\$179.92	2004	GOODS AND SUPPLIES
5140	PRINT MACHINE INC		\$439.44	2004	GOODS AND SUPPLIES
1947	PRINT MACHINE INC		\$335.92	2004	GOODS AND SUPPLIES
2170	PRINT MACHINE INC		\$716.63	2004	GOODS AND SUPPLIES
1855	PRINT MACHINE INC		\$182.70	2004	GOODS AND SUPPLIES
4282	PRINT MACHINE INC		\$52.50	2004	GOODS AND SUPPLIES
9723	PRINT MACHINE INC		\$336.00	2004	GOODS AND SUPPLIES
2976	PRINT MACHINE INC		\$195.30	2004	GOODS AND SUPPLIES
14321	PRINT MACHINE INC		\$7,880.25	2004	GOODS AND SUPPLIES
23119	PRINT MACHINE INC		\$7,880.25	2005	GOODS AND SUPPLIES
25439	PRINT MACHINE INC		\$108.73	2005	GOODS AND SUPPLIES
16952	PRINT MACHINE INC		\$3,249.75	2005	GOODS AND SUPPLIES
23897	PRINT MACHINE INC		\$829.50	2005	GOODS AND SUPPLIES
24520	PRINT MACHINE INC		\$183.60	2005	GOODS AND SUPPLIES
23272	PRINT MACHINE INC		\$992.57	2005	GOODS AND SUPPLIES
27538	PRINT MACHINE INC		\$283.50	2005	GOODS AND SUPPLIES
22329	PRINT MACHINE INC		\$108.73	2005	GOODS AND SUPPLIES
20031	PRINT MACHINE INC		\$210.00	2005	GOODS AND SUPPLIES
15034	PRINT MACHINE INC		\$456.75	2005	GOODS AND SUPPLIES
19342	PRINT MACHINE INC		\$7,880.25	2005	GOODS AND SUPPLIES
8930	PRINTERS INC		\$289.80	2004	GOODS AND SUPPLIES
8985	PRINTERS INC		\$289.80	2004	GOODS AND SUPPLIES

GOODS AND SERVICES CONTRACTS

Appendix A

PURCHASE ORDER #	VENDOR NAME	ETHNICITY	AWARD AMOUNT	FY	BUSINESS CATEGORY
8615	PRINTERS INC		\$494.55	2004	GOODS AND SUPPLIES
4779	PRINTSOUTH PRINTING INC		\$498.75	2004	GOODS AND SUPPLIES
19021	PRIVATE PO		\$81.43	2005	GOODS AND SUPPLIES
40663	PRO 2000 INC		\$33.55	2003	GOODS AND SUPPLIES
3082	PROFESSIONAL PRINTERS INC		\$365.40	2004	GOODS AND SUPPLIES
5522	PROFESSIONAL PRINTERS INC		\$719.25	2004	GOODS AND SUPPLIES
6953	PROFESSIONAL PRINTERS INC		\$522.90	2004	GOODS AND SUPPLIES
6714	PROFESSIONAL PRINTERS INC		\$416.85	2004	GOODS AND SUPPLIES
3083	PROFESSIONAL PRINTERS INC		\$748.00	2004	GOODS AND SUPPLIES
6281	PROFESSIONAL PRINTERS INC		\$1,239.00	2004	GOODS AND SUPPLIES
11741	PROFESSIONAL PRINTERS INC		\$485.62	2004	GOODS AND SUPPLIES
24238	PROFESSIONAL PRINTERS INC		\$891.45	2005	GOODS AND SUPPLIES
18942	PROFESSIONAL PRINTERS INC		\$624.75	2005	GOODS AND SUPPLIES
16478	PROFESSIONAL PRINTERS INC		\$354.90	2005	GOODS AND SUPPLIES
18517	PROFESSIONAL PRINTERS INC		\$1,711.90	2005	GOODS AND SUPPLIES
23884	PROFESSIONAL PRINTERS INC		\$68.25	2005	GOODS AND SUPPLIES
24766	PROFESSIONAL PRINTERS INC		\$775.95	2005	GOODS AND SUPPLIES
27526	PROFESSIONAL PRINTERS INC		\$8,983.80	2005	GOODS AND SUPPLIES
16040	PROFESSIONAL PRINTERS INC		\$1,176.00	2005	GOODS AND SUPPLIES
17211	PROFESSIONAL PRINTERS INC		\$752.85	2005	GOODS AND SUPPLIES
5838	PROFESSIONAL SERVICE INDUSTRIES INC		\$1,850.00	2004	GOODS AND SUPPLIES
30517	PROFESSIONAL TIRE & RADIATOR		\$2,000.00	2003	GOODS AND SUPPLIES
39542	PROFESSIONAL TIRE & RADIATOR		\$3,000.00	2003	GOODS AND SUPPLIES
42395	PROFESSIONAL TIRE & RADIATOR		\$595.76	2005	GOODS AND SUPPLIES
29720	PROFESSIONAL TIRE & RADIATOR		\$5,000.00	2003	GOODS AND SUPPLIES
35723	PROFESSIONAL TIRE & RADIATOR		\$2,032.79	2003	GOODS AND SUPPLIES
34920	PROFESSIONAL TIRE & RADIATOR		\$50,000.00	2003	GOODS AND SUPPLIES
42031	PROFESSIONAL TIRE & RADIATOR		\$222.60	2005	GOODS AND SUPPLIES
32006	PROFESSIONAL TIRE & RADIATOR		\$5,000.00	2003	GOODS AND SUPPLIES
29573	PROFESSIONAL TIRE & RADIATOR		\$2,000.00	2003	GOODS AND SUPPLIES
34280	PROFESSIONAL TIRE & RADIATOR		\$5,000.00	2003	GOODS AND SUPPLIES
11048	PROFESSIONAL TIRE & RADIATOR		\$761.06	2004	GOODS AND SUPPLIES
13516	PROFESSIONAL TIRE & RADIATOR		\$75.00	2004	GOODS AND SUPPLIES
7474	PROFESSIONAL TIRE & RADIATOR		\$288.75	2004	GOODS AND SUPPLIES

GOODS AND SERVICES CONTRACTS

Appendix A

PURCHASE ORDER #	VENDOR NAME	ETHNICITY	AWARD AMOUNT	FY	BUSINESS CATEGORY
715	PROFESSIONAL TIRE & RADIATOR		\$2,000.00	2004	GOODS AND SUPPLIES
4301	PROFESSIONAL TIRE & RADIATOR		\$653.97	2004	GOODS AND SUPPLIES
5254	PROFESSIONAL TIRE & RADIATOR		\$4,500.00	2004	GOODS AND SUPPLIES
4965	PROFESSIONAL TIRE & RADIATOR		\$701.12	2004	GOODS AND SUPPLIES
10788	PROFESSIONAL TIRE & RADIATOR		\$141.75	2004	GOODS AND SUPPLIES
4837	PROFESSIONAL TIRE & RADIATOR		\$672.25	2004	GOODS AND SUPPLIES
116	PROFESSIONAL TIRE & RADIATOR		\$3,150.00	2004	GOODS AND SUPPLIES
12842	PROFESSIONAL TIRE & RADIATOR		\$110.00	2004	GOODS AND SUPPLIES
4654	PROFESSIONAL TIRE & RADIATOR		\$536.98	2004	GOODS AND SUPPLIES
1673	PROFESSIONAL TIRE & RADIATOR		\$1,054.20	2004	GOODS AND SUPPLIES
20822	PROFESSIONAL TIRE & RADIATOR		\$313.46	2005	GOODS AND SUPPLIES
25324	PROFESSIONAL TIRE & RADIATOR		\$75.00	2005	GOODS AND SUPPLIES
23421	PROFESSIONAL TIRE & RADIATOR		\$614.05	2005	GOODS AND SUPPLIES
21902	PROFESSIONAL TIRE & RADIATOR		\$735.00	2005	GOODS AND SUPPLIES
21624	PROFESSIONAL TIRE & RADIATOR		\$3,196.88	2005	GOODS AND SUPPLIES
16475	PROFESSIONAL TIRE & RADIATOR		\$537.60	2005	GOODS AND SUPPLIES
19752	PROFESSIONAL TIRE & RADIATOR		\$212.53	2005	GOODS AND SUPPLIES
20269	PROFESSIONAL TIRE & RADIATOR		\$541.92	2005	GOODS AND SUPPLIES
22179	PROFESSIONAL TIRE & RADIATOR		\$359.89	2005	GOODS AND SUPPLIES
19486	PROFESSIONAL TIRE & RADIATOR		\$146.85	2005	GOODS AND SUPPLIES
21290	PROFESSIONAL TIRE & RADIATOR		\$138.61	2005	GOODS AND SUPPLIES
14646	PROFESSIONAL TIRE & RADIATOR		\$200.00	2004	GOODS AND SUPPLIES
25120	PROFESSIONAL TIRE & RADIATOR		\$2,100.00	2005	GOODS AND SUPPLIES
22852	PROFESSIONAL TIRE & RADIATOR		\$99.75	2005	GOODS AND SUPPLIES
14234	PROFESSIONAL TIRE & RADIATOR		\$200.97	2004	GOODS AND SUPPLIES
22407	PROMPT DESIGNS	AFRICAN AMERICAN	\$77.70	2005	GOODS AND SUPPLIES
42377	PULLIAM MOTOR CO INC		\$2,100.00	2005	GOODS AND SUPPLIES
40486	PULLIAM MOTOR CO INC		\$110.32	2003	GOODS AND SUPPLIES
40697	PULLIAM MOTOR CO INC		\$110.32	2003	GOODS AND SUPPLIES
40700	PULLIAM MOTOR CO INC		\$76,999.20	2003	GOODS AND SUPPLIES
29530	PULLIAM MOTOR CO INC		\$50,000.00	2003	GOODS AND SUPPLIES
34988	PULLIAM MOTOR CO INC		\$5,000.00	2003	GOODS AND SUPPLIES
4952	PULLIAM MOTOR CO INC		\$3,879.75	2004	GOODS AND SUPPLIES
4441	PULLIAM MOTOR CO INC		\$4,500.00	2004	GOODS AND SUPPLIES

GOODS AND SERVICES CONTRACTS

Appendix A

PURCHASE ORDER #	VENDOR NAME	ETHNICITY	AWARD AMOUNT	FY	BUSINESS CATEGORY
2585	PULLIAM MOTOR CO INC		\$3,879.75	2004	GOODS AND SUPPLIES
4440	PULLIAM MOTOR CO INC		\$4,500.00	2004	GOODS AND SUPPLIES
833	PULLIAM MOTOR CO INC		\$7,759.50	2004	GOODS AND SUPPLIES
6396	PULLIAM MOTOR CO INC		\$14,860.94	2004	GOODS AND SUPPLIES
96	PULLIAM MOTOR CO INC		\$2,100.00	2004	GOODS AND SUPPLIES
6405	PULLIAM MOTOR CO INC		\$64,239.34	2004	GOODS AND SUPPLIES
10854	PULLIAM MOTOR CO INC		\$3,045.00	2004	GOODS AND SUPPLIES
20834	PULLIAM MOTOR CO INC		\$292.90	2005	GOODS AND SUPPLIES
23504	PULLIAM MOTOR CO INC		\$2,437.03	2005	GOODS AND SUPPLIES
22513	PULLIAM MOTOR CO INC		\$10,631.19	2005	GOODS AND SUPPLIES
24616	PULLIAM MOTOR CO INC		\$3,307.50	2005	GOODS AND SUPPLIES
23710	PULLIAM MOTOR CO INC		\$2,437.03	2005	GOODS AND SUPPLIES
27323	PULLIAM MOTOR CO INC		\$2,100.00	2005	GOODS AND SUPPLIES
20257	PULLIAM MOTOR CO INC		\$32,425.36	2005	GOODS AND SUPPLIES
27745	PULLIAM MOTOR CO INC		\$214.79	2003	GOODS AND SUPPLIES
21657	PULLIAM MOTOR CO INC		\$31,893.57	2005	GOODS AND SUPPLIES
23278	PULLIAM MOTOR CO INC		\$10,631.19	2005	GOODS AND SUPPLIES
20969	PULLIAM MOTOR CO INC		\$2,100.00	2005	GOODS AND SUPPLIES
20293	PULLIAM MOTOR CO INC		\$4,008.57	2005	GOODS AND SUPPLIES
18325	PULLIAM MOTOR CO INC		\$2,100.00	2005	GOODS AND SUPPLIES
25990	PULLIAM MOTOR CO INC		\$10,631.19	2005	GOODS AND SUPPLIES
17287	PULLIAM MOTOR CO INC		\$2,100.00	2005	GOODS AND SUPPLIES
24587	PULLIAM MOTOR CO INC		\$2,100.00	2005	GOODS AND SUPPLIES
1378	QORE INC		\$1,500.00	2004	GOODS AND SUPPLIES
37068	QUAKER CHEMICAL CO INC	NONMINORITY WOMEN	\$139.25	2003	GOODS AND SUPPLIES
30586	QUAKER CHEMICAL CO INC	NONMINORITY WOMEN	\$465.44	2003	GOODS AND SUPPLIES
32675	QUAKER CHEMICAL CO INC	NONMINORITY WOMEN	\$388.08	2003	GOODS AND SUPPLIES
42073	QUAKER CHEMICAL CO INC	NONMINORITY WOMEN	\$337.05	2005	GOODS AND SUPPLIES
40709	QUAKER CHEMICAL CO INC	NONMINORITY WOMEN	\$918.75	2004	GOODS AND SUPPLIES
32611	QUAKER CHEMICAL CO INC	NONMINORITY WOMEN	\$318.53	2003	GOODS AND SUPPLIES
32328	QUAKER CHEMICAL CO INC	NONMINORITY WOMEN	\$52.50	2003	GOODS AND SUPPLIES
39695	QUAKER CHEMICAL CO INC	NONMINORITY WOMEN	\$388.08	2003	GOODS AND SUPPLIES
39996	QUAKER CHEMICAL CO INC	NONMINORITY WOMEN	\$395.01	2004	GOODS AND SUPPLIES
34295	QUAKER CHEMICAL CO INC	NONMINORITY WOMEN	\$127.68	2003	GOODS AND SUPPLIES

GOODS AND SERVICES CONTRACTS

Appendix A

PURCHASE ORDER #	VENDOR NAME	ETHNICITY	AWARD AMOUNT	FY	BUSINESS CATEGORY
6357	QUAKER CHEMICAL CO INC	NONMINORITY WOMEN	\$283.57	2004	GOODS AND SUPPLIES
10985	QUAKER CHEMICAL CO INC	NONMINORITY WOMEN	\$323.82	2004	GOODS AND SUPPLIES
13426	QUAKER CHEMICAL CO INC	NONMINORITY WOMEN	\$162.87	2004	GOODS AND SUPPLIES
10235	QUAKER CHEMICAL CO INC	NONMINORITY WOMEN	\$132.18	2004	GOODS AND SUPPLIES
4308	QUAKER CHEMICAL CO INC	NONMINORITY WOMEN	\$59.96	2004	GOODS AND SUPPLIES
22297	QUAKER CHEMICAL CO INC	NONMINORITY WOMEN	\$248.85	2005	GOODS AND SUPPLIES
19316	QUAKER CHEMICAL CO INC	NONMINORITY WOMEN	\$404.25	2005	GOODS AND SUPPLIES
26754	QUAKER CHEMICAL CO INC	NONMINORITY WOMEN	\$468.51	2005	GOODS AND SUPPLIES
23087	QUAKER CHEMICAL CO INC	NONMINORITY WOMEN	\$467.76	2005	GOODS AND SUPPLIES
33953	RADIO SHACK DIVISION TANDY CORP THE MARKET PLACE		\$419.89	2003	GOODS AND SUPPLIES
30169	RADIO SHACK DIVISION TANDY CORP THE MARKET PLACE		\$15.73	2003	GOODS AND SUPPLIES
34008	RADIO SHACK DIVISION TANDY CORP THE MARKET PLACE		\$175.10	2003	GOODS AND SUPPLIES
11254	RADIO SHACK DIVISION TANDY CORP THE MARKET PLACE		\$262.45	2004	GOODS AND SUPPLIES
25464	RADIO SHACK DIVISION TANDY CORP THE MARKET PLACE		\$125.97	2005	GOODS AND SUPPLIES
8045	RAINBOW ROSE PRINTERS		\$131.25	2004	GOODS AND SUPPLIES
9836	RAINBOW ROSE PRINTERS		\$411.60	2004	GOODS AND SUPPLIES
16052	RAINBOW ROSE PRINTERS		\$145.95	2005	GOODS AND SUPPLIES
17471	RAINBOW ROSE PRINTERS		\$455.70	2005	GOODS AND SUPPLIES
40167	RAW INC		\$138.60	2003	GOODS AND SUPPLIES
34345	REBEKAHS GARDEN INC		\$125.00	2003	GOODS AND SUPPLIES
39335	REBEKAHS GARDEN INC		\$472.50	2003	GOODS AND SUPPLIES
33181	REBEKAHS GARDEN INC		\$401.63	2003	GOODS AND SUPPLIES
33180	REBEKAHS GARDEN INC		\$348.60	2003	GOODS AND SUPPLIES
38892	REBEKAHS GARDEN INC		\$472.50	2003	GOODS AND SUPPLIES
33699	REBEKAHS GARDEN INC		\$102.38	2003	GOODS AND SUPPLIES
42224	REBEKAHS GARDEN INC		\$44.63	2005	GOODS AND SUPPLIES
41267	REBEKAHS GARDEN INC		\$498.75	2005	GOODS AND SUPPLIES
36246	REBEKAHS GARDEN INC		\$81.00	2003	GOODS AND SUPPLIES
29518	REBEKAHS GARDEN INC		\$744.00	2003	GOODS AND SUPPLIES
29211	REBEKAHS GARDEN INC		\$50.00	2003	GOODS AND SUPPLIES
35676	REBEKAHS GARDEN INC		\$183.75	2003	GOODS AND SUPPLIES
12703	REBEKAHS GARDEN INC		\$477.75	2004	GOODS AND SUPPLIES
12704	REBEKAHS GARDEN INC		\$476.70	2004	GOODS AND SUPPLIES
7793	REBEKAHS GARDEN INC		\$47.78	2004	GOODS AND SUPPLIES

GOODS AND SERVICES CONTRACTS

Appendix A

PURCHASE ORDER #	VENDOR NAME	ETHNICITY	AWARD AMOUNT	FY	BUSINESS CATEGORY
6943	REBEKAHS GARDEN INC		\$216.30	2004	GOODS AND SUPPLIES
6664	REBEKAHS GARDEN INC		\$160.00	2004	GOODS AND SUPPLIES
27003	REBEKAHS GARDEN INC		\$495.08	2005	GOODS AND SUPPLIES
14891	REBEKAHS GARDEN INC		\$2,031.76	2005	GOODS AND SUPPLIES
19257	REBEKAHS GARDEN INC		\$525.00	2005	GOODS AND SUPPLIES
24736	REBEKAHS GARDEN INC		\$498.75	2005	GOODS AND SUPPLIES
20802	REBEKAHS GARDEN INC		\$498.75	2005	GOODS AND SUPPLIES
27243	REBEKAHS GARDEN INC		\$3,086.26	2005	GOODS AND SUPPLIES
26392	REBEKAHS GARDEN INC		\$2,110.50	2005	GOODS AND SUPPLIES
16891	REBEKAHS GARDEN INC		\$100.00	2005	GOODS AND SUPPLIES
21025	REBEKAHS GARDEN INC		\$178.50	2005	GOODS AND SUPPLIES
27002	REBEKAHS GARDEN INC		\$495.08	2005	GOODS AND SUPPLIES
17060	REBEKAHS GARDEN INC		\$315.00	2005	GOODS AND SUPPLIES
19928	REBEKAHS GARDEN INC		\$2,100.00	2005	GOODS AND SUPPLIES
16818	REBEKAHS GARDEN INC		\$120.00	2005	GOODS AND SUPPLIES
26020	REBEKAHS GARDEN INC		\$498.75	2005	GOODS AND SUPPLIES
40644	RED WING ROLLERWAY INC		\$124.06	2004	GOODS AND SUPPLIES
40645	RED WING SHOES		\$143.00	2003	GOODS AND SUPPLIES
36997	RED WING SHOES		\$124.06	2003	GOODS AND SUPPLIES
32504	RED WING SHOES		\$119.60	2003	GOODS AND SUPPLIES
37700	RED WING SHOES		\$155.30	2003	GOODS AND SUPPLIES
41311	RED WING SHOES		\$121.64	2005	GOODS AND SUPPLIES
33599	RED WING SHOES		\$111.56	2003	GOODS AND SUPPLIES
33844	RED WING SHOES		\$150.84	2003	GOODS AND SUPPLIES
7493	RED WING SHOES		\$38.26	2004	GOODS AND SUPPLIES
12146	RED WING SHOES		\$88.36	2004	GOODS AND SUPPLIES
4189	RED WING SHOES		\$50.00	2004	GOODS AND SUPPLIES
9000	RED WING SHOES		\$119.60	2004	GOODS AND SUPPLIES
11573	RED WING SHOES		\$100.00	2004	GOODS AND SUPPLIES
15885	RED WING SHOES		\$136.83	2005	GOODS AND SUPPLIES
27534	RED WING SHOES		\$88.36	2005	GOODS AND SUPPLIES
25176	RED WING SHOES		\$237.66	2005	GOODS AND SUPPLIES
24556	RED WING SHOES		\$38.00	2005	GOODS AND SUPPLIES
23212	RED WING SHOES		\$102.90	2005	GOODS AND SUPPLIES

GOODS AND SERVICES CONTRACTS

Appendix A

PURCHASE ORDER #	VENDOR NAME	ETHNICITY	AWARD AMOUNT	FY	BUSINESS CATEGORY
31229	REEDY RIVER PRESS INC DBA ROSEWOOD PRESS DBA ROSEWOOD PRESS		\$486,000.00	2003	GOODS AND SUPPLIES
39505	REESES PLANTS		\$200.00	2003	GOODS AND SUPPLIES
26844	REESES PLANTS		\$1,971.00	2005	GOODS AND SUPPLIES
24077	REESES PLANTS		\$498.75	2005	GOODS AND SUPPLIES
23899	REESES PLANTS		\$929.25	2005	GOODS AND SUPPLIES
26095	REESES PLANTS		\$210.00	2005	GOODS AND SUPPLIES
10000	REFRIGERATION SERVICE CO		\$188.53	2004	GOODS AND SUPPLIES
20993	REFRIGERATION SERVICE CO		\$218.37	2005	GOODS AND SUPPLIES
20330	REFRIGERATION SERVICE CO		\$474.33	2005	GOODS AND SUPPLIES
25911	REFRIGERATION SERVICE CO		\$1.00	2005	GOODS AND SUPPLIES
35683	REMBERT CO INC		\$175.77	2003	GOODS AND SUPPLIES
30121	REMBERT CO INC		\$363.72	2003	GOODS AND SUPPLIES
31486	REMBERT CO INC		\$1,225.35	2003	GOODS AND SUPPLIES
35701	REMBERT CO INC		\$485.00	2003	GOODS AND SUPPLIES
33725	REMBERT CO INC		\$145.00	2003	GOODS AND SUPPLIES
33204	REMBERT CO INC		\$479.85	2003	GOODS AND SUPPLIES
9513	REMBERT CO INC		\$79.38	2004	GOODS AND SUPPLIES
8599	REMBERT CO INC		\$488.89	2004	GOODS AND SUPPLIES
13474	REMBERT CO INC		\$189.01	2004	GOODS AND SUPPLIES
28268	REMBERT CO INC		\$399.00	2003	GOODS AND SUPPLIES
35317	RENAISSANCE DESIGN MARK		\$935.00	2003	GOODS AND SUPPLIES
31785	RENAISSANCE DESIGN MARK		\$540.00	2003	GOODS AND SUPPLIES
23708	RENEWABLE FILTRATION CENTER OF SOUTH CAROLINA		\$4.41	2005	GOODS AND SUPPLIES
25459	RENEWABLE FILTRATION CENTER OF SOUTH CAROLINA		\$8.82	2005	GOODS AND SUPPLIES
22649	RENEWABLE FILTRATION CENTER OF SOUTH CAROLINA		\$4.41	2005	GOODS AND SUPPLIES
20652	RENEWABLE FILTRATION CENTER OF SOUTH CAROLINA		\$17.64	2005	GOODS AND SUPPLIES
36701	RENTAL SERVICE CORP		\$77.01	2003	GOODS AND SUPPLIES
35398	RENTAL SERVICE CORP		\$68.25	2003	GOODS AND SUPPLIES
39302	RENTAL SERVICE CORP		\$200.00	2003	GOODS AND SUPPLIES
29572	RENTAL SERVICE CORP		\$3,000.00	2003	GOODS AND SUPPLIES
31928	RENTAL SERVICE CORP		\$131.25	2003	GOODS AND SUPPLIES
33258	RENTAL SERVICE CORP		\$131.25	2003	GOODS AND SUPPLIES
34745	RENTAL SERVICE CORP		\$300.00	2003	GOODS AND SUPPLIES
29727	RENTAL SERVICE CORP		\$3,000.00	2004	GOODS AND SUPPLIES

GOODS AND SERVICES CONTRACTS

Appendix A

PURCHASE ORDER #	VENDOR NAME	ETHNICITY	AWARD AMOUNT	FY	BUSINESS CATEGORY
33744	RENTAL SERVICE CORP		\$69.00	2003	GOODS AND SUPPLIES
40656	RENTAL SERVICE CORP		\$81.90	2003	GOODS AND SUPPLIES
29699	RENTAL SERVICE CORP		\$313.50	2003	GOODS AND SUPPLIES
35294	RENTAL SERVICE CORP		\$189.27	2003	GOODS AND SUPPLIES
34016	RENTAL SERVICE CORP		\$42.00	2003	GOODS AND SUPPLIES
40654	RENTAL SERVICE CORP		\$46.88	2003	GOODS AND SUPPLIES
40653	RENTAL SERVICE CORP		\$120.69	2003	GOODS AND SUPPLIES
42292	RENTAL SERVICE CORP		\$115.31	2005	GOODS AND SUPPLIES
621	RENTAL SERVICE CORP		\$2,000.00	2004	GOODS AND SUPPLIES
438	RENTAL SERVICE CORP		\$1,050.00	2004	GOODS AND SUPPLIES
5442	RENTAL SERVICE CORP		\$787.50	2004	GOODS AND SUPPLIES
202	RENTAL SERVICE CORP		\$245.96	2004	GOODS AND SUPPLIES
5537	RENTAL SERVICE CORP		\$4,300.59	2004	GOODS AND SUPPLIES
8970	RENTAL SERVICE CORP		\$719.00	2004	GOODS AND SUPPLIES
7455	RENTAL SERVICE CORP		\$53.73	2004	GOODS AND SUPPLIES
416	RENTAL SERVICE CORP		\$37.80	2004	GOODS AND SUPPLIES
4001	RENTAL SERVICE CORP		\$67.19	2004	GOODS AND SUPPLIES
7898	RENTAL SERVICE CORP		\$76.02	2004	GOODS AND SUPPLIES
11100	RENTAL SERVICE CORP		\$2,981.79	2004	GOODS AND SUPPLIES
10864	RENTAL SERVICE CORP		\$55.15	2004	GOODS AND SUPPLIES
10865	RENTAL SERVICE CORP		\$862.00	2004	GOODS AND SUPPLIES
8258	RENTAL SERVICE CORP		\$158.48	2004	GOODS AND SUPPLIES
8568	RENTAL SERVICE CORP		\$188.93	2004	GOODS AND SUPPLIES
5455	RENTAL SERVICE CORP		\$151.20	2004	GOODS AND SUPPLIES
10320	RENTAL SERVICE CORP		\$335.82	2004	GOODS AND SUPPLIES
9692	RENTAL SERVICE CORP		\$114.00	2004	GOODS AND SUPPLIES
6365	RENTAL SERVICE CORP		\$233.10	2004	GOODS AND SUPPLIES
13536	RENTAL SERVICE CORP		\$150.00	2004	GOODS AND SUPPLIES
2772	RENTAL SERVICE CORP		\$399.43	2004	GOODS AND SUPPLIES
18149	RENTAL SERVICE CORP		\$45.14	2005	GOODS AND SUPPLIES
23525	RENTAL SERVICE CORP		\$438.75	2005	GOODS AND SUPPLIES
26478	RENTAL SERVICE CORP		\$460.00	2005	GOODS AND SUPPLIES
24815	RENTAL SERVICE CORP		\$262.50	2005	GOODS AND SUPPLIES
18871	RENTAL SERVICE CORP		\$31.50	2005	GOODS AND SUPPLIES

GOODS AND SERVICES CONTRACTS

Appendix A

PURCHASE ORDER #	VENDOR NAME	ETHNICITY	AWARD AMOUNT	FY	BUSINESS CATEGORY
28209	RENTAL SERVICE CORP		\$225.52	2003	GOODS AND SUPPLIES
17507	RENTAL SERVICE CORP		\$167.14	2005	GOODS AND SUPPLIES
22387	RENTAL SERVICE CORP		\$493.40	2005	GOODS AND SUPPLIES
22689	RENTAL SERVICE CORP		\$56.70	2005	GOODS AND SUPPLIES
17621	RENTAL SERVICE CORP		\$108.51	2005	GOODS AND SUPPLIES
15767	RENTAL SERVICE CORP		\$239.11	2005	GOODS AND SUPPLIES
15160	RENTAL SERVICE CORP		\$302.14	2005	GOODS AND SUPPLIES
20336	RENTAL SERVICE CORP		\$262.50	2005	GOODS AND SUPPLIES
17779	RENTAL SERVICE CORP		\$37.91	2005	GOODS AND SUPPLIES
18792	RENTAL SERVICE CORP		\$320.25	2005	GOODS AND SUPPLIES
15144	RENTAL SERVICE CORP		\$787.50	2005	GOODS AND SUPPLIES
34276	RESOLUTE EQUIPMENT CO INC		\$246.88	2003	GOODS AND SUPPLIES
39187	RHINO LININGS OF COLUMBIA		\$1,837.50	2003	GOODS AND SUPPLIES
38153	RHINO LININGS OF COLUMBIA		\$2,000.00	2003	GOODS AND SUPPLIES
38573	RHINO LININGS OF COLUMBIA		\$5,000.00	2003	GOODS AND SUPPLIES
25170	RHINO LININGS OF COLUMBIA		\$1,275.00	2005	GOODS AND SUPPLIES
37571	RHINO LININGS OF THE MIDLANDS		\$3,000.00	2003	GOODS AND SUPPLIES
37195	RHINO LININGS OF THE MIDLANDS		\$3,000.00	2003	GOODS AND SUPPLIES
35532	RICE MUSIC HOUSE		\$175.00	2003	GOODS AND SUPPLIES
22396	RICE MUSIC HOUSE		\$175.00	2005	GOODS AND SUPPLIES
31846	RICHLAND INDUSTRIAL INC		\$188.12	2003	GOODS AND SUPPLIES
31668	RICHLAND INDUSTRIAL INC		\$65.55	2003	GOODS AND SUPPLIES
39624	RICHLAND INDUSTRIAL INC		\$473.38	2003	GOODS AND SUPPLIES
29452	RICHLAND INDUSTRIAL INC		\$137.64	2003	GOODS AND SUPPLIES
31769	RICHLAND INDUSTRIAL INC		\$356.31	2003	GOODS AND SUPPLIES
40070	RICHLAND INDUSTRIAL INC		\$306.28	2003	GOODS AND SUPPLIES
40038	RICHLAND INDUSTRIAL INC		\$46.65	2003	GOODS AND SUPPLIES
31814	RICHLAND INDUSTRIAL INC		\$55.13	2003	GOODS AND SUPPLIES
31813	RICHLAND INDUSTRIAL INC		\$397.95	2003	GOODS AND SUPPLIES
31521	RICHLAND INDUSTRIAL INC		\$445.91	2003	GOODS AND SUPPLIES
31768	RICHLAND INDUSTRIAL INC		\$438.22	2003	GOODS AND SUPPLIES
29263	RICHLAND INDUSTRIAL INC		\$3,500.00	2003	GOODS AND SUPPLIES
32333	RICHLAND INDUSTRIAL INC		\$499.22	2003	GOODS AND SUPPLIES
31547	RICHLAND INDUSTRIAL INC		\$370.85	2003	GOODS AND SUPPLIES

GOODS AND SERVICES CONTRACTS

Appendix A

PURCHASE ORDER #	VENDOR NAME	ETHNICITY	AWARD AMOUNT	FY	BUSINESS CATEGORY
31459	RICHLAND INDUSTRIAL INC		\$48.77	2003	GOODS AND SUPPLIES
39561	RICHLAND INDUSTRIAL INC		\$450.00	2003	GOODS AND SUPPLIES
31482	RICHLAND INDUSTRIAL INC		\$195.30	2003	GOODS AND SUPPLIES
31825	RICHLAND INDUSTRIAL INC		\$206.55	2003	GOODS AND SUPPLIES
32322	RICHLAND INDUSTRIAL INC		\$113.97	2003	GOODS AND SUPPLIES
29435	RICHLAND INDUSTRIAL INC		\$5.62	2003	GOODS AND SUPPLIES
40666	RICHLAND INDUSTRIAL INC		\$110.25	2003	GOODS AND SUPPLIES
30966	RICHLAND INDUSTRIAL INC		\$468.55	2003	GOODS AND SUPPLIES
32192	RICHLAND INDUSTRIAL INC		\$159.84	2003	GOODS AND SUPPLIES
40651	RICHLAND INDUSTRIAL INC		\$361.20	2003	GOODS AND SUPPLIES
39253	RICHLAND INDUSTRIAL INC		\$434.65	2003	GOODS AND SUPPLIES
40652	RICHLAND INDUSTRIAL INC		\$174.00	2003	GOODS AND SUPPLIES
40655	RICHLAND INDUSTRIAL INC		\$202.07	2003	GOODS AND SUPPLIES
40647	RICHLAND INDUSTRIAL INC		\$350.00	2003	GOODS AND SUPPLIES
41464	RICHLAND INDUSTRIAL INC		\$306.74	2005	GOODS AND SUPPLIES
30908	RICHLAND INDUSTRIAL INC		\$57.33	2003	GOODS AND SUPPLIES
32010	RICHLAND INDUSTRIAL INC		\$446.91	2003	GOODS AND SUPPLIES
32133	RICHLAND INDUSTRIAL INC		\$256.21	2003	GOODS AND SUPPLIES
39014	RICHLAND INDUSTRIAL INC		\$352.30	2003	GOODS AND SUPPLIES
32343	RICHLAND INDUSTRIAL INC		\$97.79	2003	GOODS AND SUPPLIES
39015	RICHLAND INDUSTRIAL INC		\$207.48	2003	GOODS AND SUPPLIES
30543	RICHLAND INDUSTRIAL INC		\$335.60	2003	GOODS AND SUPPLIES
30395	RICHLAND INDUSTRIAL INC		\$1,000.00	2003	GOODS AND SUPPLIES
41465	RICHLAND INDUSTRIAL INC		\$306.74	2005	GOODS AND SUPPLIES
38756	RICHLAND INDUSTRIAL INC		\$243.24	2003	GOODS AND SUPPLIES
31881	RICHLAND INDUSTRIAL INC		\$397.95	2003	GOODS AND SUPPLIES
29552	RICHLAND INDUSTRIAL INC		\$27.41	2003	GOODS AND SUPPLIES
42004	RICHLAND INDUSTRIAL INC		\$3,318.00	2005	GOODS AND SUPPLIES
38738	RICHLAND INDUSTRIAL INC		\$470.53	2003	GOODS AND SUPPLIES
31047	RICHLAND INDUSTRIAL INC		\$776.81	2003	GOODS AND SUPPLIES
41986	RICHLAND INDUSTRIAL INC		\$1,050.00	2005	GOODS AND SUPPLIES
40649	RICHLAND INDUSTRIAL INC		\$374.67	2003	GOODS AND SUPPLIES
29582	RICHLAND INDUSTRIAL INC		\$233.70	2003	GOODS AND SUPPLIES
31848	RICHLAND INDUSTRIAL INC		\$135.52	2003	GOODS AND SUPPLIES

GOODS AND SERVICES CONTRACTS

Appendix A

PURCHASE ORDER #	VENDOR NAME	ETHNICITY	AWARD AMOUNT	FY	BUSINESS CATEGORY
39031	RICHLAND INDUSTRIAL INC		\$150.00	2003	GOODS AND SUPPLIES
41864	RICHLAND INDUSTRIAL INC		\$333.00	2005	GOODS AND SUPPLIES
41860	RICHLAND INDUSTRIAL INC		\$12.61	2005	GOODS AND SUPPLIES
41823	RICHLAND INDUSTRIAL INC		\$498.75	2005	GOODS AND SUPPLIES
41821	RICHLAND INDUSTRIAL INC		\$472.50	2005	GOODS AND SUPPLIES
39301	RICHLAND INDUSTRIAL INC		\$282.37	2003	GOODS AND SUPPLIES
31924	RICHLAND INDUSTRIAL INC		\$464.10	2003	GOODS AND SUPPLIES
30996	RICHLAND INDUSTRIAL INC		\$3,000.00	2003	GOODS AND SUPPLIES
35744	RICHLAND INDUSTRIAL INC		\$376.23	2003	GOODS AND SUPPLIES
34582	RICHLAND INDUSTRIAL INC		\$434.13	2003	GOODS AND SUPPLIES
34576	RICHLAND INDUSTRIAL INC		\$58.44	2003	GOODS AND SUPPLIES
35658	RICHLAND INDUSTRIAL INC		\$36.92	2003	GOODS AND SUPPLIES
37741	RICHLAND INDUSTRIAL INC		\$397.95	2003	GOODS AND SUPPLIES
35681	RICHLAND INDUSTRIAL INC		\$468.51	2003	GOODS AND SUPPLIES
37707	RICHLAND INDUSTRIAL INC		\$239.87	2003	GOODS AND SUPPLIES
33140	RICHLAND INDUSTRIAL INC		\$24.68	2003	GOODS AND SUPPLIES
35126	RICHLAND INDUSTRIAL INC		\$404.41	2003	GOODS AND SUPPLIES
33144	RICHLAND INDUSTRIAL INC		\$368.80	2003	GOODS AND SUPPLIES
37830	RICHLAND INDUSTRIAL INC		\$342.30	2003	GOODS AND SUPPLIES
36433	RICHLAND INDUSTRIAL INC		\$397.95	2003	GOODS AND SUPPLIES
34470	RICHLAND INDUSTRIAL INC		\$427.19	2003	GOODS AND SUPPLIES
37539	RICHLAND INDUSTRIAL INC		\$51.47	2003	GOODS AND SUPPLIES
37523	RICHLAND INDUSTRIAL INC		\$246.15	2003	GOODS AND SUPPLIES
34468	RICHLAND INDUSTRIAL INC		\$272.16	2003	GOODS AND SUPPLIES
33225	RICHLAND INDUSTRIAL INC		\$191.59	2003	GOODS AND SUPPLIES
34467	RICHLAND INDUSTRIAL INC		\$425.74	2003	GOODS AND SUPPLIES
33143	RICHLAND INDUSTRIAL INC		\$849.86	2003	GOODS AND SUPPLIES
32751	RICHLAND INDUSTRIAL INC		\$204.75	2003	GOODS AND SUPPLIES
38232	RICHLAND INDUSTRIAL INC		\$43.89	2003	GOODS AND SUPPLIES
32680	RICHLAND INDUSTRIAL INC		\$497.70	2003	GOODS AND SUPPLIES
38195	RICHLAND INDUSTRIAL INC		\$41.39	2003	GOODS AND SUPPLIES
35288	RICHLAND INDUSTRIAL INC		\$276.16	2003	GOODS AND SUPPLIES
34783	RICHLAND INDUSTRIAL INC		\$447.29	2003	GOODS AND SUPPLIES
32712	RICHLAND INDUSTRIAL INC		\$88.46	2003	GOODS AND SUPPLIES

GOODS AND SERVICES CONTRACTS

Appendix A

PURCHASE ORDER #	VENDOR NAME	ETHNICITY	AWARD AMOUNT	FY	BUSINESS CATEGORY
38131	RICHLAND INDUSTRIAL INC		\$46.04	2003	GOODS AND SUPPLIES
37828	RICHLAND INDUSTRIAL INC		\$384.51	2003	GOODS AND SUPPLIES
35405	RICHLAND INDUSTRIAL INC		\$411.82	2003	GOODS AND SUPPLIES
37829	RICHLAND INDUSTRIAL INC		\$100.00	2003	GOODS AND SUPPLIES
35406	RICHLAND INDUSTRIAL INC		\$493.84	2003	GOODS AND SUPPLIES
37874	RICHLAND INDUSTRIAL INC		\$429.25	2003	GOODS AND SUPPLIES
37868	RICHLAND INDUSTRIAL INC		\$36.16	2003	GOODS AND SUPPLIES
37861	RICHLAND INDUSTRIAL INC		\$80.77	2003	GOODS AND SUPPLIES
32867	RICHLAND INDUSTRIAL INC		\$200.00	2003	GOODS AND SUPPLIES
34599	RICHLAND INDUSTRIAL INC		\$138.68	2003	GOODS AND SUPPLIES
32882	RICHLAND INDUSTRIAL INC		\$177.45	2003	GOODS AND SUPPLIES
35859	RICHLAND INDUSTRIAL INC		\$471.83	2003	GOODS AND SUPPLIES
35367	RICHLAND INDUSTRIAL INC		\$287.12	2003	GOODS AND SUPPLIES
34005	RICHLAND INDUSTRIAL INC		\$39.06	2003	GOODS AND SUPPLIES
35785	RICHLAND INDUSTRIAL INC		\$7,262.75	2003	GOODS AND SUPPLIES
33717	RICHLAND INDUSTRIAL INC		\$498.34	2003	GOODS AND SUPPLIES
33726	RICHLAND INDUSTRIAL INC		\$492.15	2003	GOODS AND SUPPLIES
36750	RICHLAND INDUSTRIAL INC		\$464.94	2003	GOODS AND SUPPLIES
36287	RICHLAND INDUSTRIAL INC		\$209.81	2003	GOODS AND SUPPLIES
36300	RICHLAND INDUSTRIAL INC		\$498.45	2003	GOODS AND SUPPLIES
36736	RICHLAND INDUSTRIAL INC		\$104.41	2003	GOODS AND SUPPLIES
33703	RICHLAND INDUSTRIAL INC		\$405.28	2003	GOODS AND SUPPLIES
34010	RICHLAND INDUSTRIAL INC		\$3,000.00	2003	GOODS AND SUPPLIES
33702	RICHLAND INDUSTRIAL INC		\$341.44	2003	GOODS AND SUPPLIES
36685	RICHLAND INDUSTRIAL INC		\$122.14	2003	GOODS AND SUPPLIES
36658	RICHLAND INDUSTRIAL INC		\$254.97	2003	GOODS AND SUPPLIES
36654	RICHLAND INDUSTRIAL INC		\$597.21	2003	GOODS AND SUPPLIES
34001	RICHLAND INDUSTRIAL INC		\$50.00	2003	GOODS AND SUPPLIES
33990	RICHLAND INDUSTRIAL INC		\$420.60	2003	GOODS AND SUPPLIES
36562	RICHLAND INDUSTRIAL INC		\$929.76	2003	GOODS AND SUPPLIES
33864	RICHLAND INDUSTRIAL INC		\$332.78	2003	GOODS AND SUPPLIES
33865	RICHLAND INDUSTRIAL INC		\$328.56	2003	GOODS AND SUPPLIES
36303	RICHLAND INDUSTRIAL INC		\$469.82	2003	GOODS AND SUPPLIES
33553	RICHLAND INDUSTRIAL INC		\$456.49	2003	GOODS AND SUPPLIES

GOODS AND SERVICES CONTRACTS

Appendix A

PURCHASE ORDER #	VENDOR NAME	ETHNICITY	AWARD AMOUNT	FY	BUSINESS CATEGORY
35741	RICHLAND INDUSTRIAL INC		\$29.80	2003	GOODS AND SUPPLIES
37264	RICHLAND INDUSTRIAL INC		\$41.50	2003	GOODS AND SUPPLIES
35867	RICHLAND INDUSTRIAL INC		\$438.65	2003	GOODS AND SUPPLIES
35930	RICHLAND INDUSTRIAL INC		\$375.28	2003	GOODS AND SUPPLIES
37169	RICHLAND INDUSTRIAL INC		\$26.09	2003	GOODS AND SUPPLIES
37163	RICHLAND INDUSTRIAL INC		\$488.33	2003	GOODS AND SUPPLIES
36143	RICHLAND INDUSTRIAL INC		\$402.18	2003	GOODS AND SUPPLIES
33715	RICHLAND INDUSTRIAL INC		\$124.49	2003	GOODS AND SUPPLIES
37045	RICHLAND INDUSTRIAL INC		\$490.56	2003	GOODS AND SUPPLIES
37282	RICHLAND INDUSTRIAL INC		\$163.80	2003	GOODS AND SUPPLIES
33569	RICHLAND INDUSTRIAL INC		\$126.63	2003	GOODS AND SUPPLIES
33580	RICHLAND INDUSTRIAL INC		\$200.00	2003	GOODS AND SUPPLIES
36230	RICHLAND INDUSTRIAL INC		\$278.41	2003	GOODS AND SUPPLIES
36233	RICHLAND INDUSTRIAL INC		\$100.00	2003	GOODS AND SUPPLIES
36992	RICHLAND INDUSTRIAL INC		\$309.09	2003	GOODS AND SUPPLIES
36989	RICHLAND INDUSTRIAL INC		\$147.85	2003	GOODS AND SUPPLIES
33593	RICHLAND INDUSTRIAL INC		\$495.07	2003	GOODS AND SUPPLIES
36988	RICHLAND INDUSTRIAL INC		\$118.94	2003	GOODS AND SUPPLIES
37046	RICHLAND INDUSTRIAL INC		\$397.95	2003	GOODS AND SUPPLIES
38660	RICHLAND INDUSTRIAL INC		\$499.93	2003	GOODS AND SUPPLIES
34937	RICHLAND INDUSTRIAL INC		\$479.91	2003	GOODS AND SUPPLIES
34476	RICHLAND INDUSTRIAL INC		\$468.87	2003	GOODS AND SUPPLIES
35117	RICHLAND INDUSTRIAL INC		\$427.85	2003	GOODS AND SUPPLIES
38291	RICHLAND INDUSTRIAL INC		\$477.75	2003	GOODS AND SUPPLIES
34940	RICHLAND INDUSTRIAL INC		\$215.21	2003	GOODS AND SUPPLIES
32358	RICHLAND INDUSTRIAL INC		\$3,000.00	2003	GOODS AND SUPPLIES
38665	RICHLAND INDUSTRIAL INC		\$473.38	2003	GOODS AND SUPPLIES
38683	RICHLAND INDUSTRIAL INC		\$100.96	2003	GOODS AND SUPPLIES
35113	RICHLAND INDUSTRIAL INC		\$339.35	2003	GOODS AND SUPPLIES
38658	RICHLAND INDUSTRIAL INC		\$361.20	2003	GOODS AND SUPPLIES
34944	RICHLAND INDUSTRIAL INC		\$78.12	2003	GOODS AND SUPPLIES
32414	RICHLAND INDUSTRIAL INC		\$400.00	2003	GOODS AND SUPPLIES
1796	RICHLAND INDUSTRIAL INC		\$1,156.67	2004	GOODS AND SUPPLIES
8964	RICHLAND INDUSTRIAL INC		\$384.53	2004	GOODS AND SUPPLIES

GOODS AND SERVICES CONTRACTS

Appendix A

PURCHASE ORDER #	VENDOR NAME	ETHNICITY	AWARD AMOUNT	FY	BUSINESS CATEGORY
11478	RICHLAND INDUSTRIAL INC		\$3,335.06	2004	GOODS AND SUPPLIES
13176	RICHLAND INDUSTRIAL INC		\$153.84	2004	GOODS AND SUPPLIES
1430	RICHLAND INDUSTRIAL INC		\$440.10	2004	GOODS AND SUPPLIES
4318	RICHLAND INDUSTRIAL INC		\$365.00	2004	GOODS AND SUPPLIES
5660	RICHLAND INDUSTRIAL INC		\$533.23	2004	GOODS AND SUPPLIES
852	RICHLAND INDUSTRIAL INC		\$3,176.25	2004	GOODS AND SUPPLIES
6701	RICHLAND INDUSTRIAL INC		\$197.06	2004	GOODS AND SUPPLIES
5559	RICHLAND INDUSTRIAL INC		\$1,575.00	2004	GOODS AND SUPPLIES
5573	RICHLAND INDUSTRIAL INC		\$1,575.00	2004	GOODS AND SUPPLIES
3450	RICHLAND INDUSTRIAL INC		\$495.06	2004	GOODS AND SUPPLIES
2987	RICHLAND INDUSTRIAL INC		\$424.69	2004	GOODS AND SUPPLIES
9215	RICHLAND INDUSTRIAL INC		\$165.98	2004	GOODS AND SUPPLIES
4286	RICHLAND INDUSTRIAL INC		\$1,575.00	2004	GOODS AND SUPPLIES
10117	RICHLAND INDUSTRIAL INC		\$735.00	2004	GOODS AND SUPPLIES
9002	RICHLAND INDUSTRIAL INC		\$1,115.00	2004	GOODS AND SUPPLIES
13745	RICHLAND INDUSTRIAL INC		\$322.10	2004	GOODS AND SUPPLIES
5063	RICHLAND INDUSTRIAL INC		\$2,625.00	2004	GOODS AND SUPPLIES
3029	RICHLAND INDUSTRIAL INC		\$383.86	2004	GOODS AND SUPPLIES
66	RICHLAND INDUSTRIAL INC		\$1,293.65	2004	GOODS AND SUPPLIES
11134	RICHLAND INDUSTRIAL INC		\$1,575.00	2004	GOODS AND SUPPLIES
1505	RICHLAND INDUSTRIAL INC		\$328.86	2004	GOODS AND SUPPLIES
9904	RICHLAND INDUSTRIAL INC		\$372.75	2004	GOODS AND SUPPLIES
11475	RICHLAND INDUSTRIAL INC		\$3,335.06	2004	GOODS AND SUPPLIES
800	RICHLAND INDUSTRIAL INC		\$24.78	2004	GOODS AND SUPPLIES
13746	RICHLAND INDUSTRIAL INC		\$525.00	2004	GOODS AND SUPPLIES
13725	RICHLAND INDUSTRIAL INC		\$520.20	2004	GOODS AND SUPPLIES
11169	RICHLAND INDUSTRIAL INC		\$243.60	2004	GOODS AND SUPPLIES
238	RICHLAND INDUSTRIAL INC		\$253.16	2004	GOODS AND SUPPLIES
173	RICHLAND INDUSTRIAL INC		\$1,942.08	2004	GOODS AND SUPPLIES
6072	RICHLAND INDUSTRIAL INC		\$106.23	2004	GOODS AND SUPPLIES
4627	RICHLAND INDUSTRIAL INC		\$511.76	2004	GOODS AND SUPPLIES
3778	RICHLAND INDUSTRIAL INC		\$244.00	2004	GOODS AND SUPPLIES
2742	RICHLAND INDUSTRIAL INC		\$410.00	2004	GOODS AND SUPPLIES
11877	RICHLAND INDUSTRIAL INC		\$1,680.00	2004	GOODS AND SUPPLIES

GOODS AND SERVICES CONTRACTS

Appendix A

PURCHASE ORDER #	VENDOR NAME	ETHNICITY	AWARD AMOUNT	FY	BUSINESS CATEGORY
13082	RICHLAND INDUSTRIAL INC		\$341.52	2004	GOODS AND SUPPLIES
13860	RICHLAND INDUSTRIAL INC		\$1,303.05	2004	GOODS AND SUPPLIES
7972	RICHLAND INDUSTRIAL INC		\$900.00	2004	GOODS AND SUPPLIES
7758	RICHLAND INDUSTRIAL INC		\$2,625.00	2004	GOODS AND SUPPLIES
10245	RICHLAND INDUSTRIAL INC		\$35.54	2004	GOODS AND SUPPLIES
3762	RICHLAND INDUSTRIAL INC		\$154.01	2004	GOODS AND SUPPLIES
3698	RICHLAND INDUSTRIAL INC		\$1,050.00	2004	GOODS AND SUPPLIES
4855	RICHLAND INDUSTRIAL INC		\$1,575.00	2004	GOODS AND SUPPLIES
8408	RICHLAND INDUSTRIAL INC		\$177.48	2004	GOODS AND SUPPLIES
6836	RICHLAND INDUSTRIAL INC		\$1,050.00	2004	GOODS AND SUPPLIES
6407	RICHLAND INDUSTRIAL INC		\$46.67	2004	GOODS AND SUPPLIES
12024	RICHLAND INDUSTRIAL INC		\$228.39	2004	GOODS AND SUPPLIES
11505	RICHLAND INDUSTRIAL INC		\$2,100.00	2004	GOODS AND SUPPLIES
6145	RICHLAND INDUSTRIAL INC		\$945.00	2004	GOODS AND SUPPLIES
12025	RICHLAND INDUSTRIAL INC		\$215.87	2004	GOODS AND SUPPLIES
5322	RICHLAND INDUSTRIAL INC		\$1,575.00	2004	GOODS AND SUPPLIES
3697	RICHLAND INDUSTRIAL INC		\$584.31	2004	GOODS AND SUPPLIES
3999	RICHLAND INDUSTRIAL INC		\$473.20	2004	GOODS AND SUPPLIES
11642	RICHLAND INDUSTRIAL INC		\$1,575.00	2004	GOODS AND SUPPLIES
7870	RICHLAND INDUSTRIAL INC		\$4,200.00	2004	GOODS AND SUPPLIES
4152	RICHLAND INDUSTRIAL INC		\$194.14	2004	GOODS AND SUPPLIES
12773	RICHLAND INDUSTRIAL INC		\$100.00	2004	GOODS AND SUPPLIES
13451	RICHLAND INDUSTRIAL INC		\$494.06	2004	GOODS AND SUPPLIES
2465	RICHLAND INDUSTRIAL INC		\$444.03	2004	GOODS AND SUPPLIES
2694	RICHLAND INDUSTRIAL INC		\$464.77	2004	GOODS AND SUPPLIES
3476	RICHLAND INDUSTRIAL INC		\$486.16	2004	GOODS AND SUPPLIES
2454	RICHLAND INDUSTRIAL INC		\$396.95	2004	GOODS AND SUPPLIES
10716	RICHLAND INDUSTRIAL INC		\$1,071.00	2004	GOODS AND SUPPLIES
3821	RICHLAND INDUSTRIAL INC		\$461.94	2004	GOODS AND SUPPLIES
11866	RICHLAND INDUSTRIAL INC		\$126.00	2004	GOODS AND SUPPLIES
7427	RICHLAND INDUSTRIAL INC		\$3,150.00	2004	GOODS AND SUPPLIES
7418	RICHLAND INDUSTRIAL INC		\$371.95	2004	GOODS AND SUPPLIES
13007	RICHLAND INDUSTRIAL INC		\$86.89	2004	GOODS AND SUPPLIES
21396	RICHLAND INDUSTRIAL INC		\$103.95	2005	GOODS AND SUPPLIES

GOODS AND SERVICES CONTRACTS

Appendix A

PURCHASE ORDER #	VENDOR NAME	ETHNICITY	AWARD AMOUNT	FY	BUSINESS CATEGORY
24893	RICHLAND INDUSTRIAL INC		\$409.30	2005	GOODS AND SUPPLIES
22117	RICHLAND INDUSTRIAL INC		\$8.73	2005	GOODS AND SUPPLIES
14013	RICHLAND INDUSTRIAL INC		\$630.00	2004	GOODS AND SUPPLIES
19649	RICHLAND INDUSTRIAL INC		\$95.55	2005	GOODS AND SUPPLIES
18529	RICHLAND INDUSTRIAL INC		\$477.75	2005	GOODS AND SUPPLIES
21421	RICHLAND INDUSTRIAL INC		\$65.52	2005	GOODS AND SUPPLIES
27264	RICHLAND INDUSTRIAL INC		\$639.98	2005	GOODS AND SUPPLIES
28214	RICHLAND INDUSTRIAL INC		\$499.90	2003	GOODS AND SUPPLIES
23425	RICHLAND INDUSTRIAL INC		\$28.00	2005	GOODS AND SUPPLIES
25032	RICHLAND INDUSTRIAL INC		\$169.85	2005	GOODS AND SUPPLIES
17899	RICHLAND INDUSTRIAL INC		\$6,300.00	2005	GOODS AND SUPPLIES
25034	RICHLAND INDUSTRIAL INC		\$409.96	2005	GOODS AND SUPPLIES
28235	RICHLAND INDUSTRIAL INC		\$473.42	2003	GOODS AND SUPPLIES
24274	RICHLAND INDUSTRIAL INC		\$440.30	2005	GOODS AND SUPPLIES
25420	RICHLAND INDUSTRIAL INC		\$240.62	2005	GOODS AND SUPPLIES
21053	RICHLAND INDUSTRIAL INC		\$3,150.00	2005	GOODS AND SUPPLIES
14480	RICHLAND INDUSTRIAL INC		\$673.70	2004	GOODS AND SUPPLIES
19908	RICHLAND INDUSTRIAL INC		\$98.70	2005	GOODS AND SUPPLIES
23490	RICHLAND INDUSTRIAL INC		\$525.00	2005	GOODS AND SUPPLIES
21069	RICHLAND INDUSTRIAL INC		\$91.22	2005	GOODS AND SUPPLIES
19806	RICHLAND INDUSTRIAL INC		\$17.43	2005	GOODS AND SUPPLIES
20454	RICHLAND INDUSTRIAL INC		\$3,483.90	2005	GOODS AND SUPPLIES
24642	RICHLAND INDUSTRIAL INC		\$475.02	2005	GOODS AND SUPPLIES
24643	RICHLAND INDUSTRIAL INC		\$431.74	2005	GOODS AND SUPPLIES
26226	RICHLAND INDUSTRIAL INC		\$20.65	2005	GOODS AND SUPPLIES
24644	RICHLAND INDUSTRIAL INC		\$488.52	2005	GOODS AND SUPPLIES
21884	RICHLAND INDUSTRIAL INC		\$86.84	2005	GOODS AND SUPPLIES
18863	RICHLAND INDUSTRIAL INC		\$96.14	2005	GOODS AND SUPPLIES
24751	RICHLAND INDUSTRIAL INC		\$458.18	2005	GOODS AND SUPPLIES
18148	RICHLAND INDUSTRIAL INC		\$54.39	2005	GOODS AND SUPPLIES
24677	RICHLAND INDUSTRIAL INC		\$332.96	2005	GOODS AND SUPPLIES
24747	RICHLAND INDUSTRIAL INC		\$201.83	2005	GOODS AND SUPPLIES
28249	RICHLAND INDUSTRIAL INC		\$497.80	2003	GOODS AND SUPPLIES
24678	RICHLAND INDUSTRIAL INC		\$285.88	2005	GOODS AND SUPPLIES

GOODS AND SERVICES CONTRACTS

Appendix A

PURCHASE ORDER #	VENDOR NAME	ETHNICITY	AWARD AMOUNT	FY	BUSINESS CATEGORY
20390	RICHLAND INDUSTRIAL INC		\$5.18	2005	GOODS AND SUPPLIES
23004	RICHLAND INDUSTRIAL INC		\$177.04	2005	GOODS AND SUPPLIES
14707	RICHLAND INDUSTRIAL INC		\$500.00	2005	GOODS AND SUPPLIES
18651	RICHLAND INDUSTRIAL INC		\$95.29	2005	GOODS AND SUPPLIES
17961	RICHLAND INDUSTRIAL INC		\$277.31	2005	GOODS AND SUPPLIES
14401	RICHLAND INDUSTRIAL INC		\$463.68	2004	GOODS AND SUPPLIES
25725	RICHLAND INDUSTRIAL INC		\$74.69	2005	GOODS AND SUPPLIES
28256	RICHLAND INDUSTRIAL INC		\$137.81	2003	GOODS AND SUPPLIES
24272	RICHLAND INDUSTRIAL INC		\$525.00	2005	GOODS AND SUPPLIES
18556	RICHLAND INDUSTRIAL INC		\$65.59	2005	GOODS AND SUPPLIES
22966	RICHLAND INDUSTRIAL INC		\$425.00	2005	GOODS AND SUPPLIES
26010	RICHLAND INDUSTRIAL INC		\$40.57	2005	GOODS AND SUPPLIES
26441	RICHLAND INDUSTRIAL INC		\$198.79	2005	GOODS AND SUPPLIES
18013	RICHLAND INDUSTRIAL INC		\$403.00	2005	GOODS AND SUPPLIES
23165	RICHLAND INDUSTRIAL INC		\$74.95	2005	GOODS AND SUPPLIES
15696	RICHLAND INDUSTRIAL INC		\$63.67	2005	GOODS AND SUPPLIES
18592	RICHLAND INDUSTRIAL INC		\$245.71	2005	GOODS AND SUPPLIES
20335	RICHLAND INDUSTRIAL INC		\$172.37	2005	GOODS AND SUPPLIES
14404	RICHLAND INDUSTRIAL INC		\$127.13	2004	GOODS AND SUPPLIES
15766	RICHLAND INDUSTRIAL INC		\$285.76	2005	GOODS AND SUPPLIES
26007	RICHLAND INDUSTRIAL INC		\$262.08	2005	GOODS AND SUPPLIES
22655	RICHLAND INDUSTRIAL INC		\$161.15	2005	GOODS AND SUPPLIES
16034	RICHLAND INDUSTRIAL INC		\$276.35	2005	GOODS AND SUPPLIES
17367	RICHLAND INDUSTRIAL INC		\$200.00	2005	GOODS AND SUPPLIES
23997	RICHLAND INDUSTRIAL INC		\$630.00	2005	GOODS AND SUPPLIES
16543	RICHLAND INDUSTRIAL INC		\$164.17	2005	GOODS AND SUPPLIES
24024	RICHLAND INDUSTRIAL INC		\$386.06	2005	GOODS AND SUPPLIES
18919	RICHLAND INDUSTRIAL INC		\$450.00	2005	GOODS AND SUPPLIES
24027	RICHLAND INDUSTRIAL INC		\$291.67	2005	GOODS AND SUPPLIES
24099	RICHLAND INDUSTRIAL INC		\$481.49	2005	GOODS AND SUPPLIES
15072	RICHLAND INDUSTRIAL INC		\$6,300.00	2005	GOODS AND SUPPLIES
18453	RICHLAND INDUSTRIAL INC		\$525.00	2005	GOODS AND SUPPLIES
25249	RICHLAND INDUSTRIAL INC		\$201.34	2005	GOODS AND SUPPLIES
19431	RICHLAND INDUSTRIAL INC		\$88.20	2005	GOODS AND SUPPLIES

GOODS AND SERVICES CONTRACTS

Appendix A

PURCHASE ORDER #	VENDOR NAME	ETHNICITY	AWARD AMOUNT	FY	BUSINESS CATEGORY
23597	RICHLAND INDUSTRIAL INC		\$840.00	2005	GOODS AND SUPPLIES
14046	RICHLAND INDUSTRIAL INC		\$127.00	2004	GOODS AND SUPPLIES
20270	RICHLAND INDUSTRIAL INC		\$58.30	2005	GOODS AND SUPPLIES
25248	RICHLAND INDUSTRIAL INC		\$520.38	2005	GOODS AND SUPPLIES
26779	RICHLAND INDUSTRIAL INC		\$536.18	2005	GOODS AND SUPPLIES
25517	RICHLAND INDUSTRIAL INC		\$130.39	2005	GOODS AND SUPPLIES
16998	RICHLAND INDUSTRIAL INC		\$110.26	2005	GOODS AND SUPPLIES
26617	RICHLAND INDUSTRIAL INC		\$500.00	2005	GOODS AND SUPPLIES
24206	RICHLAND INDUSTRIAL INC		\$483.89	2005	GOODS AND SUPPLIES
25165	RICHLAND INDUSTRIAL INC		\$409.94	2005	GOODS AND SUPPLIES
26853	RICHLAND INDUSTRIAL INC		\$288.75	2005	GOODS AND SUPPLIES
17559	RICHLAND INDUSTRIAL INC		\$460.00	2005	GOODS AND SUPPLIES
18727	RICHLAND INDUSTRIAL INC		\$484.85	2005	GOODS AND SUPPLIES
25175	RICHLAND INDUSTRIAL INC		\$84.78	2005	GOODS AND SUPPLIES
27420	RICHLAND INDUSTRIAL INC		\$435.00	2005	GOODS AND SUPPLIES
26850	RICHLAND INDUSTRIAL INC		\$2,100.00	2005	GOODS AND SUPPLIES
21567	RICHLAND INDUSTRIAL INC		\$120.00	2005	GOODS AND SUPPLIES
17568	RICHLAND INDUSTRIAL INC		\$400.00	2005	GOODS AND SUPPLIES
18733	RICHLAND INDUSTRIAL INC		\$467.74	2005	GOODS AND SUPPLIES
21688	RICHLAND INDUSTRIAL INC		\$472.50	2005	GOODS AND SUPPLIES
21704	RICHLAND INDUSTRIAL INC		\$1,037.21	2005	GOODS AND SUPPLIES
31465	RICHTEX CORP		\$298.08	2003	GOODS AND SUPPLIES
40185	RICHTEX CORP		\$169.43	2003	GOODS AND SUPPLIES
38317	RICHTEX CORP		\$630.00	2003	GOODS AND SUPPLIES
34061	RICHTEX CORP		\$329.28	2003	GOODS AND SUPPLIES
32640	RICHTEX CORP		\$318.19	2003	GOODS AND SUPPLIES
32266	RICHTEX CORP		\$666.41	2003	GOODS AND SUPPLIES
31427	RITZ CAMERA CENTERS		\$200.00	2003	GOODS AND SUPPLIES
41834	RITZ CAMERA CENTERS		\$83.98	2005	GOODS AND SUPPLIES
30006	RITZ CAMERA CENTERS		\$150.00	2003	GOODS AND SUPPLIES
34675	RITZ CAMERA CENTERS		\$150.00	2003	GOODS AND SUPPLIES
37464	RITZ CAMERA CENTERS		\$200.00	2003	GOODS AND SUPPLIES
39313	RITZ CAMERA CENTERS		\$151.23	2003	GOODS AND SUPPLIES
34710	RITZ CAMERA CENTERS		\$470.92	2003	GOODS AND SUPPLIES

GOODS AND SERVICES CONTRACTS

Appendix A

PURCHASE ORDER #	VENDOR NAME	ETHNICITY	AWARD AMOUNT	FY	BUSINESS CATEGORY
41425	RITZ CAMERA CENTERS		\$119.80	2005	GOODS AND SUPPLIES
29111	RITZ CAMERA CENTERS		\$200.00	2003	GOODS AND SUPPLIES
34678	RITZ CAMERA CENTERS		\$200.00	2003	GOODS AND SUPPLIES
41307	RITZ CAMERA CENTERS		\$210.00	2005	GOODS AND SUPPLIES
35015	RITZ CAMERA CENTERS		\$1,002.51	2003	GOODS AND SUPPLIES
41426	RITZ CAMERA CENTERS		\$125.79	2005	GOODS AND SUPPLIES
34185	RITZ CAMERA CENTERS		\$119.68	2003	GOODS AND SUPPLIES
323	RITZ CAMERA CENTERS		\$500.00	2004	GOODS AND SUPPLIES
9155	RITZ CAMERA CENTERS		\$300.00	2004	GOODS AND SUPPLIES
10806	RITZ CAMERA CENTERS		\$150.00	2004	GOODS AND SUPPLIES
13425	RITZ CAMERA CENTERS		\$45.64	2004	GOODS AND SUPPLIES
13118	RITZ CAMERA CENTERS		\$629.98	2004	GOODS AND SUPPLIES
13430	RITZ CAMERA CENTERS		\$388.46	2004	GOODS AND SUPPLIES
26857	RITZ CAMERA CENTERS		\$7.34	2005	GOODS AND SUPPLIES
25384	RITZ CAMERA CENTERS		\$150.00	2005	GOODS AND SUPPLIES
14420	RITZ CAMERA CENTERS		\$136.49	2004	GOODS AND SUPPLIES
25701	RITZ CAMERA CENTERS		\$334.89	2005	GOODS AND SUPPLIES
22446	RITZ CAMERA CENTERS		\$104.98	2005	GOODS AND SUPPLIES
17205	RITZ CAMERA CENTERS		\$300.00	2005	GOODS AND SUPPLIES
22735	RITZ CAMERA CENTERS		\$419.98	2005	GOODS AND SUPPLIES
21437	RITZ CAMERA CENTERS		\$804.28	2005	GOODS AND SUPPLIES
21010	RITZ CAMERA CENTERS		\$78.72	2005	GOODS AND SUPPLIES
21833	RITZ CAMERA CENTERS		\$300.00	2005	GOODS AND SUPPLIES
24859	RITZ CAMERA CENTERS		\$210.00	2005	GOODS AND SUPPLIES
22148	RITZ CAMERA CENTERS		\$1,000.00	2005	GOODS AND SUPPLIES
24529	RIVER RUNNER INC		\$450.00	2005	GOODS AND SUPPLIES
40248	RIVERSIDE GOLF CENTER		\$1,000.00	2003	GOODS AND SUPPLIES
42077	ROOF BASKET WORKS INC		\$318.00	2005	GOODS AND SUPPLIES
32849	ROOF BASKET WORKS INC		\$367.50	2003	GOODS AND SUPPLIES
37493	ROOF BASKET WORKS INC		\$367.50	2003	GOODS AND SUPPLIES
32861	ROOF BASKET WORKS INC		\$367.50	2003	GOODS AND SUPPLIES
31669	ROOF BASKET WORKS INC		\$262.50	2003	GOODS AND SUPPLIES
9341	ROOF BASKET WORKS INC		\$368.00	2004	GOODS AND SUPPLIES
13271	ROOF BASKET WORKS INC		\$368.00	2004	GOODS AND SUPPLIES

GOODS AND SERVICES CONTRACTS

Appendix A

PURCHASE ORDER #	VENDOR NAME	ETHNICITY	AWARD AMOUNT	FY	BUSINESS CATEGORY
27335	ROOF BASKET WORKS INC		\$348.90	2005	GOODS AND SUPPLIES
24233	ROOF BASKET WORKS INC		\$472.00	2005	GOODS AND SUPPLIES
33239	ROOFING SUPPLY OF COLUMBIA INC		\$255.83	2003	GOODS AND SUPPLIES
33861	ROOFING SUPPLY OF COLUMBIA INC		\$159.08	2003	GOODS AND SUPPLIES
34679	ROOFING SUPPLY OF COLUMBIA INC		\$46.88	2003	GOODS AND SUPPLIES
32841	ROOFING SUPPLY OF COLUMBIA INC		\$605.54	2003	GOODS AND SUPPLIES
34115	ROSE TALBERT PAINT CO		\$22.03	2003	GOODS AND SUPPLIES
33653	ROSE TALBERT PAINT CO		\$111.50	2003	GOODS AND SUPPLIES
34107	ROSE TALBERT PAINT CO		\$266.70	2003	GOODS AND SUPPLIES
39774	ROSE TALBERT PAINT CO		\$448.32	2003	GOODS AND SUPPLIES
34118	ROSE TALBERT PAINT CO		\$24.95	2003	GOODS AND SUPPLIES
37783	ROSE TALBERT PAINT CO		\$45.30	2003	GOODS AND SUPPLIES
32874	ROSE TALBERT PAINT CO		\$35.19	2003	GOODS AND SUPPLIES
32842	ROSE TALBERT PAINT CO		\$37.84	2003	GOODS AND SUPPLIES
38664	ROSE TALBERT PAINT CO		\$499.52	2003	GOODS AND SUPPLIES
34138	ROSE TALBERT PAINT CO		\$17.05	2003	GOODS AND SUPPLIES
30024	ROSE TALBERT PAINT CO		\$49.62	2003	GOODS AND SUPPLIES
42012	ROSE TALBERT PAINT CO		\$144.00	2005	GOODS AND SUPPLIES
39626	ROSE TALBERT PAINT CO		\$41.14	2003	GOODS AND SUPPLIES
38687	ROSE TALBERT PAINT CO		\$59.99	2003	GOODS AND SUPPLIES
31675	ROSE TALBERT PAINT CO		\$49.84	2003	GOODS AND SUPPLIES
32749	ROSE TALBERT PAINT CO		\$24.79	2003	GOODS AND SUPPLIES
38499	ROSE TALBERT PAINT CO		\$200.00	2003	GOODS AND SUPPLIES
35467	ROSE TALBERT PAINT CO		\$23.06	2003	GOODS AND SUPPLIES
34209	ROSE TALBERT PAINT CO		\$50.74	2003	GOODS AND SUPPLIES
35292	ROSE TALBERT PAINT CO		\$45.85	2003	GOODS AND SUPPLIES
35289	ROSE TALBERT PAINT CO		\$63.45	2003	GOODS AND SUPPLIES
31053	ROSE TALBERT PAINT CO		\$54.35	2003	GOODS AND SUPPLIES
36450	ROSE TALBERT PAINT CO		\$498.40	2003	GOODS AND SUPPLIES
9375	ROSE TALBERT PAINT CO		\$203.01	2004	GOODS AND SUPPLIES
7741	ROSE TALBERT PAINT CO		\$47.79	2004	GOODS AND SUPPLIES
12874	ROSE TALBERT PAINT CO		\$406.44	2004	GOODS AND SUPPLIES
10476	ROSE TALBERT PAINT CO		\$382.22	2004	GOODS AND SUPPLIES
13227	ROSE TALBERT PAINT CO		\$440.00	2004	GOODS AND SUPPLIES

GOODS AND SERVICES CONTRACTS

Appendix A

PURCHASE ORDER #	VENDOR NAME	ETHNICITY	AWARD AMOUNT	FY	BUSINESS CATEGORY
3714	ROSE TALBERT PAINT CO		\$434.44	2004	GOODS AND SUPPLIES
3713	ROSE TALBERT PAINT CO		\$29.40	2004	GOODS AND SUPPLIES
2808	ROSE TALBERT PAINT CO		\$102.00	2004	GOODS AND SUPPLIES
3771	ROSE TALBERT PAINT CO		\$70.80	2004	GOODS AND SUPPLIES
13633	ROSE TALBERT PAINT CO		\$61.27	2004	GOODS AND SUPPLIES
4338	ROSE TALBERT PAINT CO		\$526.61	2004	GOODS AND SUPPLIES
8434	ROSE TALBERT PAINT CO		\$87.40	2004	GOODS AND SUPPLIES
6568	ROSE TALBERT PAINT CO		\$20.73	2004	GOODS AND SUPPLIES
2147	ROSE TALBERT PAINT CO		\$98.80	2004	GOODS AND SUPPLIES
712	ROSE TALBERT PAINT CO		\$43.10	2004	GOODS AND SUPPLIES
2325	ROSE TALBERT PAINT CO		\$76.44	2004	GOODS AND SUPPLIES
3929	ROSE TALBERT PAINT CO		\$30.49	2004	GOODS AND SUPPLIES
2128	ROSE TALBERT PAINT CO		\$115.89	2004	GOODS AND SUPPLIES
1266	ROSE TALBERT PAINT CO		\$73.93	2004	GOODS AND SUPPLIES
28091	ROSE TALBERT PAINT CO		\$95.96	2003	GOODS AND SUPPLIES
18429	ROSE TALBERT PAINT CO		\$96.36	2005	GOODS AND SUPPLIES
24050	ROSE TALBERT PAINT CO		\$500.00	2005	GOODS AND SUPPLIES
28140	ROSE TALBERT PAINT CO		\$60.54	2003	GOODS AND SUPPLIES
26413	ROSE TALBERT PAINT CO		\$190.54	2005	GOODS AND SUPPLIES
16681	ROSE TALBERT PAINT CO		\$61.29	2005	GOODS AND SUPPLIES
26912	ROSE TALBERT PAINT CO		\$1,042.03	2005	GOODS AND SUPPLIES
28241	ROSE TALBERT PAINT CO		\$54.22	2003	GOODS AND SUPPLIES
14390	ROSE TALBERT PAINT CO		\$90.52	2004	GOODS AND SUPPLIES
17978	ROSE TALBERT PAINT CO		\$271.73	2005	GOODS AND SUPPLIES
21014	ROSE TALBERT PAINT CO		\$212.74	2005	GOODS AND SUPPLIES
17923	ROSE TALBERT PAINT CO		\$42.05	2005	GOODS AND SUPPLIES
26934	ROSE TALBERT PAINT CO		\$500.00	2005	GOODS AND SUPPLIES
21352	ROSE TALBERT PAINT CO		\$104.99	2005	GOODS AND SUPPLIES
37406	ROSEWOOD FLORIST INC		\$53.50	2003	GOODS AND SUPPLIES
41442	ROSEWOOD FLORIST INC		\$71.97	2005	GOODS AND SUPPLIES
40724	ROSEWOOD FLORIST INC		\$58.75	2003	GOODS AND SUPPLIES
40089	ROSEWOOD FLORIST INC		\$58.75	2003	GOODS AND SUPPLIES
13778	ROSEWOOD FLORIST INC		\$69.20	2004	GOODS AND SUPPLIES
10696	ROSEWOOD FLORIST INC		\$48.25	2004	GOODS AND SUPPLIES

GOODS AND SERVICES CONTRACTS

Appendix A

PURCHASE ORDER #	VENDOR NAME	ETHNICITY	AWARD AMOUNT	FY	BUSINESS CATEGORY
156	ROSEWOOD FLORIST INC		\$1,000.00	2004	GOODS AND SUPPLIES
28794	ROSEWOOD FLORIST INC		\$700.00	2003	GOODS AND SUPPLIES
23664	ROSEWOOD FLORIST INC		\$58.75	2005	GOODS AND SUPPLIES
24111	ROSEWOOD FLORIST INC		\$55.55	2005	GOODS AND SUPPLIES
22252	ROSEWOOD FLORIST INC		\$60.80	2005	GOODS AND SUPPLIES
25304	ROSEWOOD FLORIST INC		\$45.05	2005	GOODS AND SUPPLIES
20434	ROSEWOOD FLORIST INC		\$56.54	2005	GOODS AND SUPPLIES
23742	ROSEWOOD FLORIST INC		\$64.75	2005	GOODS AND SUPPLIES
26297	ROSEWOOD FLORIST INC		\$55.55	2005	GOODS AND SUPPLIES
18209	ROSEWOOD FLORIST INC		\$65.00	2005	GOODS AND SUPPLIES
21329	ROSEWOOD FLORIST INC		\$44.00	2005	GOODS AND SUPPLIES
19185	ROSEWOOD FLORIST INC		\$49.25	2005	GOODS AND SUPPLIES
30817	ROSEWOOD RADIATOR SERVICE		\$701.40	2003	GOODS AND SUPPLIES
30748	ROSEWOOD RADIATOR SERVICE		\$2,000.00	2003	GOODS AND SUPPLIES
30362	ROSEWOOD RADIATOR SERVICE		\$65.00	2003	GOODS AND SUPPLIES
27663	ROWE INC		\$2,450.00	2003	GOODS AND SUPPLIES
41447	RUFUS ORNDUFF REFRIGERATION INC		\$114.98	2005	GOODS AND SUPPLIES
912	RUFUS ORNDUFF REFRIGERATION INC		\$223.12	2004	GOODS AND SUPPLIES
19596	S & G BUILDERS APPLIANCE INC		\$631.05	2005	GOODS AND SUPPLIES
34228	S & S CAFETERIAS DBA SMITH & SONS FOOD INC		\$1,206.54	2003	GOODS AND SUPPLIES
6987	S & S CAFETERIAS DBA SMITH & SONS FOOD INC		\$1,391.06	2004	GOODS AND SUPPLIES
21594	S & S CAFETERIAS DBA SMITH & SONS FOOD INC		\$34.19	2005	GOODS AND SUPPLIES
20908	S & S CAFETERIAS DBA SMITH & SONS FOOD INC		\$1,263.50	2005	GOODS AND SUPPLIES
29546	S C EQUIPMENT INC		\$29.59	2003	GOODS AND SUPPLIES
41050	S C EQUIPMENT INC		\$18.89	2003	GOODS AND SUPPLIES
32182	S C EQUIPMENT INC		\$20,031.59	2003	GOODS AND SUPPLIES
31337	S C EQUIPMENT INC		\$2,576.65	2003	GOODS AND SUPPLIES
29882	S C EQUIPMENT INC		\$490.00	2003	GOODS AND SUPPLIES
29726	S C EQUIPMENT INC		\$2,000.00	2003	GOODS AND SUPPLIES
28114	S C EQUIPMENT INC		\$31.70	2003	GOODS AND SUPPLIES
31580	S C SHOPS INC DBA PALMETTO PROMOTIONS		\$1,159.00	2003	GOODS AND SUPPLIES
31567	S C SHOPS INC DBA PALMETTO PROMOTIONS		\$2,625.00	2003	GOODS AND SUPPLIES
40888	S C SHOPS INC DBA PALMETTO PROMOTIONS		\$508.84	2003	GOODS AND SUPPLIES
38385	S C SHOPS INC DBA PALMETTO PROMOTIONS		\$83.80	2003	GOODS AND SUPPLIES

GOODS AND SERVICES CONTRACTS

Appendix A

PURCHASE ORDER #	VENDOR NAME	ETHNICITY	AWARD AMOUNT	FY	BUSINESS CATEGORY
33044	S C SHOPS INC DBA PALMETTO PROMOTIONS		\$61.91	2003	GOODS AND SUPPLIES
36565	S C SHOPS INC DBA PALMETTO PROMOTIONS		\$1,235.83	2003	GOODS AND SUPPLIES
33083	S C SHOPS INC DBA PALMETTO PROMOTIONS		\$2,232.56	2003	GOODS AND SUPPLIES
40892	S C SHOPS INC DBA PALMETTO PROMOTIONS		\$1,320.90	2003	GOODS AND SUPPLIES
40894	S C SHOPS INC DBA PALMETTO PROMOTIONS		\$1,169.25	2003	GOODS AND SUPPLIES
13072	S C SHOPS INC DBA PALMETTO PROMOTIONS		\$232.31	2004	GOODS AND SUPPLIES
9695	S C SHOPS INC DBA PALMETTO PROMOTIONS		\$2,438.15	2004	GOODS AND SUPPLIES
10835	S C SHOPS INC DBA PALMETTO PROMOTIONS		\$451.71	2004	GOODS AND SUPPLIES
4672	S C SHOPS INC DBA PALMETTO PROMOTIONS		\$149.73	2004	GOODS AND SUPPLIES
3510	S C SHOPS INC DBA PALMETTO PROMOTIONS		\$871.50	2004	GOODS AND SUPPLIES
3388	S C SHOPS INC DBA PALMETTO PROMOTIONS		\$511.24	2004	GOODS AND SUPPLIES
10100	S C SHOPS INC DBA PALMETTO PROMOTIONS		\$459.38	2004	GOODS AND SUPPLIES
12381	S C SHOPS INC DBA PALMETTO PROMOTIONS		\$318.70	2004	GOODS AND SUPPLIES
2188	S C SHOPS INC DBA PALMETTO PROMOTIONS		\$366.98	2004	GOODS AND SUPPLIES
2345	S C SHOPS INC DBA PALMETTO PROMOTIONS		\$909.32	2004	GOODS AND SUPPLIES
5441	S C SHOPS INC DBA PALMETTO PROMOTIONS		\$2,631.58	2004	GOODS AND SUPPLIES
7664	S C SHOPS INC DBA PALMETTO PROMOTIONS		\$272.80	2004	GOODS AND SUPPLIES
5464	S C SHOPS INC DBA PALMETTO PROMOTIONS		\$434.70	2004	GOODS AND SUPPLIES
26458	S C SHOPS INC DBA PALMETTO PROMOTIONS		\$1,306.72	2005	GOODS AND SUPPLIES
25094	S C SHOPS INC DBA PALMETTO PROMOTIONS		\$1,169.55	2005	GOODS AND SUPPLIES
18588	S C SHOPS INC DBA PALMETTO PROMOTIONS		\$762.84	2005	GOODS AND SUPPLIES
18437	S C SHOPS INC DBA PALMETTO PROMOTIONS		\$739.45	2005	GOODS AND SUPPLIES
17815	S C SHOPS INC DBA PALMETTO PROMOTIONS		\$4,842.98	2005	GOODS AND SUPPLIES
18436	S C SHOPS INC DBA PALMETTO PROMOTIONS		\$758.00	2005	GOODS AND SUPPLIES
26732	S E EQUIPMENT INC DBA BOBCAT OF COLUMBIA		\$203.78	2005	GOODS AND SUPPLIES
25622	S E EQUIPMENT INC DBA BOBCAT OF COLUMBIA		\$3,324.47	2005	GOODS AND SUPPLIES
36216	S M I SHEPLERS		\$181.62	2003	GOODS AND SUPPLIES
33994	S M I SHEPLERS		\$131.04	2003	GOODS AND SUPPLIES
35686	S M I SHEPLERS		\$301.14	2003	GOODS AND SUPPLIES
36228	S M I SHEPLERS		\$183.60	2003	GOODS AND SUPPLIES
35680	S M I SHEPLERS		\$232.01	2003	GOODS AND SUPPLIES
36288	S M I SHEPLERS		\$166.95	2003	GOODS AND SUPPLIES
34583	S M I SHEPLERS		\$489.98	2003	GOODS AND SUPPLIES
41958	S M I SHEPLERS		\$82.68	2005	GOODS AND SUPPLIES

GOODS AND SERVICES CONTRACTS

Appendix A

PURCHASE ORDER #	VENDOR NAME	ETHNICITY	AWARD AMOUNT	FY	BUSINESS CATEGORY
35745	S M I SHEPLERS		\$378.00	2003	GOODS AND SUPPLIES
29262	S M I SHEPLERS		\$2,500.00	2003	GOODS AND SUPPLIES
28334	S M I SHEPLERS		\$53.74	2003	GOODS AND SUPPLIES
37262	S S S CUSTOM FRAMING & ART		\$308.70	2003	GOODS AND SUPPLIES
31757	SADLERS MACHINE SHOP		\$375.00	2003	GOODS AND SUPPLIES
7558	SAFETY INC		\$113.37	2004	GOODS AND SUPPLIES
7230	SAFETY INC		\$113.37	2004	GOODS AND SUPPLIES
19545	SAFETY INC		\$105.00	2005	GOODS AND SUPPLIES
29233	SAFETY PLUS INC		\$1,000.00	2003	GOODS AND SUPPLIES
29663	SAFETY PLUS INC		\$181.44	2003	GOODS AND SUPPLIES
32655	SAFETY PLUS INC		\$75.60	2003	GOODS AND SUPPLIES
40782	SAFETY PLUS INC		\$3,743.50	2003	GOODS AND SUPPLIES
40788	SAFETY PLUS INC		\$39.81	2003	GOODS AND SUPPLIES
39787	SAFETY PLUS INC		\$113.37	2003	GOODS AND SUPPLIES
37222	SAFETY PLUS INC		\$680.21	2003	GOODS AND SUPPLIES
35443	SAFETY PLUS INC		\$453.47	2003	GOODS AND SUPPLIES
38238	SAFETY PLUS INC		\$26.78	2003	GOODS AND SUPPLIES
37737	SAFETY PLUS INC		\$75.60	2003	GOODS AND SUPPLIES
32344	SAFETY PLUS INC		\$695.62	2003	GOODS AND SUPPLIES
34623	SAFETY PLUS INC		\$463.05	2003	GOODS AND SUPPLIES
29645	SAFETY PLUS INC		\$420.08	2003	GOODS AND SUPPLIES
36729	SAFETY PLUS INC		\$117.90	2003	GOODS AND SUPPLIES
30148	SAFETY PLUS INC		\$320.25	2003	GOODS AND SUPPLIES
34058	SAFETY PLUS INC		\$488.06	2003	GOODS AND SUPPLIES
32754	SAFETY PLUS INC		\$413.70	2003	GOODS AND SUPPLIES
34204	SAFETY PLUS INC		\$458.94	2003	GOODS AND SUPPLIES
40783	SAFETY PLUS INC		\$78.75	2003	GOODS AND SUPPLIES
32325	SAFETY PLUS INC		\$453.47	2003	GOODS AND SUPPLIES
32602	SAFETY PLUS INC		\$1,330.56	2003	GOODS AND SUPPLIES
32181	SAFETY PLUS INC		\$453.47	2003	GOODS AND SUPPLIES
34941	SAFETY PLUS INC		\$340.10	2003	GOODS AND SUPPLIES
42139	SAFETY PLUS INC		\$306.76	2005	GOODS AND SUPPLIES
41828	SAFETY PLUS INC		\$267.96	2005	GOODS AND SUPPLIES
33849	SAFETY PLUS INC		\$230.00	2003	GOODS AND SUPPLIES

GOODS AND SERVICES CONTRACTS

Appendix A

PURCHASE ORDER #	VENDOR NAME	ETHNICITY	AWARD AMOUNT	FY	BUSINESS CATEGORY
37321	SAFETY PLUS INC		\$288.33	2003	GOODS AND SUPPLIES
36587	SAFETY PLUS INC		\$471.50	2003	GOODS AND SUPPLIES
39674	SAFETY PLUS INC		\$205.38	2003	GOODS AND SUPPLIES
37256	SAFETY PLUS INC		\$1,230.60	2003	GOODS AND SUPPLIES
33700	SAFETY PLUS INC		\$272.69	2003	GOODS AND SUPPLIES
35699	SAFETY PLUS INC		\$453.47	2003	GOODS AND SUPPLIES
31867	SAFETY PLUS INC		\$294.00	2003	GOODS AND SUPPLIES
41829	SAFETY PLUS INC		\$94.50	2005	GOODS AND SUPPLIES
6571	SAFETY PLUS INC		\$1,247.40	2004	GOODS AND SUPPLIES
12478	SAFETY PLUS INC		\$409.50	2004	GOODS AND SUPPLIES
10158	SAFETY PLUS INC		\$2,252.88	2004	GOODS AND SUPPLIES
10159	SAFETY PLUS INC		\$2,189.25	2004	GOODS AND SUPPLIES
10903	SAFETY PLUS INC		\$181.65	2004	GOODS AND SUPPLIES
6804	SAFETY PLUS INC		\$113.37	2004	GOODS AND SUPPLIES
532	SAFETY PLUS INC		\$472.50	2004	GOODS AND SUPPLIES
5070	SAFETY PLUS INC		\$226.74	2004	GOODS AND SUPPLIES
2803	SAFETY PLUS INC		\$349.35	2004	GOODS AND SUPPLIES
6542	SAFETY PLUS INC		\$63.00	2004	GOODS AND SUPPLIES
10796	SAFETY PLUS INC		\$680.21	2004	GOODS AND SUPPLIES
5107	SAFETY PLUS INC		\$209.00	2004	GOODS AND SUPPLIES
12314	SAFETY PLUS INC		\$292.00	2004	GOODS AND SUPPLIES
1375	SAFETY PLUS INC		\$1,172.12	2004	GOODS AND SUPPLIES
9621	SAFETY PLUS INC		\$476.15	2004	GOODS AND SUPPLIES
12078	SAFETY PLUS INC		\$134.00	2004	GOODS AND SUPPLIES
12065	SAFETY PLUS INC		\$113.37	2004	GOODS AND SUPPLIES
4710	SAFETY PLUS INC		\$257.30	2004	GOODS AND SUPPLIES
13448	SAFETY PLUS INC		\$96.60	2004	GOODS AND SUPPLIES
9235	SAFETY PLUS INC		\$434.53	2004	GOODS AND SUPPLIES
2431	SAFETY PLUS INC		\$474.60	2004	GOODS AND SUPPLIES
7942	SAFETY PLUS INC		\$113.37	2004	GOODS AND SUPPLIES
1491	SAFETY PLUS INC		\$94.50	2004	GOODS AND SUPPLIES
4207	SAFETY PLUS INC		\$63.00	2004	GOODS AND SUPPLIES
12079	SAFETY PLUS INC		\$195.00	2004	GOODS AND SUPPLIES
8784	SAFETY PLUS INC		\$340.11	2004	GOODS AND SUPPLIES

GOODS AND SERVICES CONTRACTS

Appendix A

PURCHASE ORDER #	VENDOR NAME	ETHNICITY	AWARD AMOUNT	FY	BUSINESS CATEGORY
7346	SAFETY PLUS INC		\$462.00	2004	GOODS AND SUPPLIES
1498	SAFETY PLUS INC		\$152.35	2004	GOODS AND SUPPLIES
12080	SAFETY PLUS INC		\$102.00	2004	GOODS AND SUPPLIES
11512	SAFETY PLUS INC		\$453.47	2004	GOODS AND SUPPLIES
12081	SAFETY PLUS INC		\$276.00	2004	GOODS AND SUPPLIES
4115	SAFETY PLUS INC		\$349.83	2004	GOODS AND SUPPLIES
14732	SAFETY PLUS INC		\$300.00	2005	GOODS AND SUPPLIES
25107	SAFETY PLUS INC		\$2,485.35	2005	GOODS AND SUPPLIES
19817	SAFETY PLUS INC		\$490.72	2005	GOODS AND SUPPLIES
27297	SAFETY PLUS INC		\$433.13	2005	GOODS AND SUPPLIES
15536	SAFETY PLUS INC		\$300.00	2005	GOODS AND SUPPLIES
14048	SAFETY PLUS INC		\$335.00	2004	GOODS AND SUPPLIES
14047	SAFETY PLUS INC		\$479.00	2004	GOODS AND SUPPLIES
25360	SAFETY PLUS INC		\$312.00	2005	GOODS AND SUPPLIES
14853	SAFETY PLUS INC		\$88.20	2005	GOODS AND SUPPLIES
27601	SAFETY PLUS INC		\$456.12	2005	GOODS AND SUPPLIES
20052	SAFETY PLUS INC		\$37.80	2005	GOODS AND SUPPLIES
14045	SAFETY PLUS INC		\$373.00	2004	GOODS AND SUPPLIES
24882	SAFETY PLUS INC		\$490.88	2005	GOODS AND SUPPLIES
25218	SAFETY PLUS INC		\$340.20	2005	GOODS AND SUPPLIES
27050	SAFETY PLUS INC		\$329.70	2005	GOODS AND SUPPLIES
25289	SAFETY PLUS INC		\$491.40	2005	GOODS AND SUPPLIES
27051	SAFETY PLUS INC		\$493.50	2005	GOODS AND SUPPLIES
26212	SAFETY PLUS INC		\$39.90	2005	GOODS AND SUPPLIES
25500	SAFETY PLUS INC		\$453.47	2005	GOODS AND SUPPLIES
27597	SAFETY PLUS INC		\$308.70	2005	GOODS AND SUPPLIES
27399	SAFETY PLUS INC		\$359.10	2005	GOODS AND SUPPLIES
27161	SAFETY PLUS INC		\$270.51	2005	GOODS AND SUPPLIES
21065	SAFETY PLUS INC		\$190.05	2005	GOODS AND SUPPLIES
27162	SAFETY PLUS INC		\$102.58	2005	GOODS AND SUPPLIES
26029	SAFETY PLUS INC		\$1,959.51	2005	GOODS AND SUPPLIES
22734	SAFETY PLUS INC		\$315.00	2005	GOODS AND SUPPLIES
22855	SAFETY PLUS INC		\$31.17	2005	GOODS AND SUPPLIES
17686	SAFETY PLUS INC		\$420.00	2005	GOODS AND SUPPLIES

GOODS AND SERVICES CONTRACTS

Appendix A

PURCHASE ORDER #	VENDOR NAME	ETHNICITY	AWARD AMOUNT	FY	BUSINESS CATEGORY
22676	SAFETY PLUS INC		\$187.28	2005	GOODS AND SUPPLIES
21803	SAFETY PLUS INC		\$233.63	2005	GOODS AND SUPPLIES
24674	SAFETY PLUS INC		\$453.47	2005	GOODS AND SUPPLIES
18791	SAFETY PLUS INC		\$500.00	2005	GOODS AND SUPPLIES
18014	SAFETY PLUS INC		\$143.00	2005	GOODS AND SUPPLIES
17931	SAFETY PLUS INC		\$116.00	2005	GOODS AND SUPPLIES
14402	SAFETY PLUS INC		\$190.06	2004	GOODS AND SUPPLIES
37172	SAFETY SUPPLY SOUTH INC		\$490.00	2003	GOODS AND SUPPLIES
30653	SAFETY SUPPLY SOUTH INC		\$216.62	2003	GOODS AND SUPPLIES
32844	SAFETY SUPPLY SOUTH INC		\$192.93	2003	GOODS AND SUPPLIES
32871	SAFETY SUPPLY SOUTH INC		\$216.36	2003	GOODS AND SUPPLIES
38530	SAFETY SUPPLY SOUTH INC		\$300.00	2003	GOODS AND SUPPLIES
6877	SAFETY SUPPLY SOUTH INC		\$308.18	2004	GOODS AND SUPPLIES
7022	SAFETY SUPPLY SOUTH INC		\$498.75	2004	GOODS AND SUPPLIES
5736	SAFETY SUPPLY SOUTH INC		\$87.97	2004	GOODS AND SUPPLIES
12282	SAFETY SUPPLY SOUTH INC		\$371.18	2004	GOODS AND SUPPLIES
5737	SAFETY SUPPLY SOUTH INC		\$453.63	2004	GOODS AND SUPPLIES
10431	SAFETY SUPPLY SOUTH INC		\$498.75	2004	GOODS AND SUPPLIES
1764	SAFETY SUPPLY SOUTH INC		\$78.54	2004	GOODS AND SUPPLIES
9882	SAFETY SUPPLY SOUTH INC		\$186.13	2004	GOODS AND SUPPLIES
4939	SAFETY SUPPLY SOUTH INC		\$484.31	2004	GOODS AND SUPPLIES
11514	SAFETY SUPPLY SOUTH INC		\$973.22	2004	GOODS AND SUPPLIES
1771	SAFETY SUPPLY SOUTH INC		\$484.32	2004	GOODS AND SUPPLIES
8014	SAFETY SUPPLY SOUTH INC		\$220.50	2004	GOODS AND SUPPLIES
1781	SAFETY SUPPLY SOUTH INC		\$479.85	2004	GOODS AND SUPPLIES
4595	SAFETY SUPPLY SOUTH INC		\$707.78	2004	GOODS AND SUPPLIES
18637	SAFETY SUPPLY SOUTH INC		\$475.00	2005	GOODS AND SUPPLIES
14281	SAFETY SUPPLY SOUTH INC		\$388.50	2004	GOODS AND SUPPLIES
17227	SAFETY SUPPLY SOUTH INC		\$196.88	2005	GOODS AND SUPPLIES
16509	SAFETY SUPPLY SOUTH INC		\$754.69	2005	GOODS AND SUPPLIES
25354	SAFETY SUPPLY SOUTH INC		\$498.75	2005	GOODS AND SUPPLIES
17721	SAFETY SUPPLY SOUTH INC		\$59.11	2005	GOODS AND SUPPLIES
24252	SAFETY SUPPLY SOUTH INC		\$150.94	2005	GOODS AND SUPPLIES
17059	SAFETY SUPPLY SOUTH INC		\$498.75	2005	GOODS AND SUPPLIES

GOODS AND SERVICES CONTRACTS

Appendix A

PURCHASE ORDER #	VENDOR NAME	ETHNICITY	AWARD AMOUNT	FY	BUSINESS CATEGORY
14256	SAFETY SUPPLY SOUTH INC		\$498.75	2004	GOODS AND SUPPLIES
14021	SAFETY SUPPLY SOUTH INC		\$75.29	2004	GOODS AND SUPPLIES
16510	SAFETY SUPPLY SOUTH INC		\$925.88	2005	GOODS AND SUPPLIES
17916	SAFETY SUPPLY SOUTH INC		\$1,768.20	2005	GOODS AND SUPPLIES
10775	SAINT ANDREWS RADIATOR		\$189.00	2004	GOODS AND SUPPLIES
2836	SAINT ANDREWS RADIATOR		\$1,030.05	2004	GOODS AND SUPPLIES
1800	SAINT ANDREWS RADIATOR		\$648.98	2004	GOODS AND SUPPLIES
5302	SAMMYS SHOE BOOT REPAIR		\$189.00	2004	GOODS AND SUPPLIES
33814	SAMSON INDUSTRIAL		\$36.86	2003	GOODS AND SUPPLIES
35098	SAMSON INDUSTRIAL		\$441.00	2003	GOODS AND SUPPLIES
32888	SAMSON INDUSTRIAL		\$59.85	2003	GOODS AND SUPPLIES
39048	SAMSON INDUSTRIAL		\$79.28	2003	GOODS AND SUPPLIES
37588	SAMSON INDUSTRIAL		\$220.75	2003	GOODS AND SUPPLIES
30351	SAMSON INDUSTRIAL		\$236.25	2003	GOODS AND SUPPLIES
38548	SAMSON INDUSTRIAL		\$151.14	2003	GOODS AND SUPPLIES
40989	SAMSON INDUSTRIAL		\$59.85	2003	GOODS AND SUPPLIES
40986	SAMSON INDUSTRIAL		\$62.17	2003	GOODS AND SUPPLIES
37842	SAMSON INDUSTRIAL		\$81.90	2003	GOODS AND SUPPLIES
40985	SAMSON INDUSTRIAL		\$62.17	2003	GOODS AND SUPPLIES
822	SAMSON INDUSTRIAL		\$62.17	2004	GOODS AND SUPPLIES
3706	SAMSON INDUSTRIAL		\$16.77	2004	GOODS AND SUPPLIES
11325	SAMSON INDUSTRIAL		\$65.15	2004	GOODS AND SUPPLIES
4617	SAMSON INDUSTRIAL		\$96.96	2004	GOODS AND SUPPLIES
11031	SAMSON INDUSTRIAL		\$15.10	2004	GOODS AND SUPPLIES
10251	SAMSON INDUSTRIAL		\$44.21	2004	GOODS AND SUPPLIES
2535	SAMSON INDUSTRIAL		\$172.71	2004	GOODS AND SUPPLIES
821	SAMSON INDUSTRIAL		\$505.24	2004	GOODS AND SUPPLIES
6741	SAMSON INDUSTRIAL		\$10.36	2004	GOODS AND SUPPLIES
23414	SAMSON INDUSTRIAL		\$178.50	2005	GOODS AND SUPPLIES
21287	SAMSON INDUSTRIAL		\$12.60	2005	GOODS AND SUPPLIES
18398	SAMSON INDUSTRIAL		\$783.83	2005	GOODS AND SUPPLIES
14655	SAMSON INDUSTRIAL		\$65.63	2004	GOODS AND SUPPLIES
25195	SAMSON INDUSTRIAL		\$46.20	2005	GOODS AND SUPPLIES
20203	SAMSON INDUSTRIAL		\$111.05	2005	GOODS AND SUPPLIES

GOODS AND SERVICES CONTRACTS

Appendix A

PURCHASE ORDER #	VENDOR NAME	ETHNICITY	AWARD AMOUNT	FY	BUSINESS CATEGORY
21843	SAMSON INDUSTRIAL		\$52.36	2005	GOODS AND SUPPLIES
18822	SAMSON INDUSTRIAL		\$620.25	2005	GOODS AND SUPPLIES
20829	SAMSON INDUSTRIAL		\$51.97	2005	GOODS AND SUPPLIES
23499	SAMSON INDUSTRIAL		\$98.55	2005	GOODS AND SUPPLIES
26220	SAMSON INDUSTRIAL		\$36.75	2005	GOODS AND SUPPLIES
23473	SAMSON INDUSTRIAL		\$85.55	2005	GOODS AND SUPPLIES
34584	SANDERS SERVICES INC		\$476.28	2003	GOODS AND SUPPLIES
37750	SANDERS SERVICES INC		\$476.28	2003	GOODS AND SUPPLIES
27327	SATTERFIELDS MACHINE SHOP LLC		\$507.31	2005	GOODS AND SUPPLIES
25690	SCDOT SUPPLY DEPOT		\$1,877.73	2005	GOODS AND SUPPLIES
32624	SCHOOL CUTS SCREENING & EMBROIDERY INC		\$215.25	2003	GOODS AND SUPPLIES
10230	SCHOOL CUTS SCREENING & EMBROIDERY INC		\$191.63	2004	GOODS AND SUPPLIES
6150	SCHOOL CUTS SCREENING & EMBROIDERY INC		\$294.84	2004	GOODS AND SUPPLIES
20778	SCHOOL CUTS SCREENING & EMBROIDERY INC		\$150.00	2005	GOODS AND SUPPLIES
26009	SCHOOL CUTS SCREENING & EMBROIDERY INC		\$270.39	2005	GOODS AND SUPPLIES
3344	SCOLLON PRODUCTIONS INC		\$295.00	2004	GOODS AND SUPPLIES
31889	SEABER & AIKEN INC		\$74.20	2003	GOODS AND SUPPLIES
32869	SEABER & AIKEN INC		\$100.00	2003	GOODS AND SUPPLIES
30091	SEABER & AIKEN INC		\$79.70	2003	GOODS AND SUPPLIES
41956	SEABER & AIKEN INC		\$186.56	2005	GOODS AND SUPPLIES
40845	SEABER & AIKEN INC		\$99.49	2003	GOODS AND SUPPLIES
38755	SEABER & AIKEN INC		\$25.00	2003	GOODS AND SUPPLIES
40843	SEABER & AIKEN INC		\$52.50	2003	GOODS AND SUPPLIES
1272	SEABER & AIKEN INC		\$37.80	2004	GOODS AND SUPPLIES
8356	SEABER & AIKEN INC		\$71.40	2004	GOODS AND SUPPLIES
8137	SEABER & AIKEN INC		\$261.19	2004	GOODS AND SUPPLIES
16137	SEABER & AIKEN INC		\$5,913.75	2005	GOODS AND SUPPLIES
40840	SEACO INC		\$1,500.00	2003	GOODS AND SUPPLIES
37151	SEACO INC		\$1,000.00	2003	GOODS AND SUPPLIES
36970	SEACO INC		\$144.38	2003	GOODS AND SUPPLIES
29249	SEACO INC		\$1,000.00	2003	GOODS AND SUPPLIES
35749	SEACO INC		\$250.00	2003	GOODS AND SUPPLIES
34216	SEACO INC		\$173.25	2003	GOODS AND SUPPLIES
33873	SEACO INC		\$1,000.00	2003	GOODS AND SUPPLIES

GOODS AND SERVICES CONTRACTS

Appendix A

PURCHASE ORDER #	VENDOR NAME	ETHNICITY	AWARD AMOUNT	FY	BUSINESS CATEGORY
34953	SEACO INC		\$200.00	2003	GOODS AND SUPPLIES
660	SEACO INC		\$150.94	2004	GOODS AND SUPPLIES
7625	SEACO INC		\$1,000.00	2004	GOODS AND SUPPLIES
12042	SEACO INC		\$1,500.00	2004	GOODS AND SUPPLIES
2216	SEACO INC		\$179.81	2004	GOODS AND SUPPLIES
72	SEACO INC		\$1,312.50	2004	GOODS AND SUPPLIES
21229	SEACO INC		\$2,000.00	2005	GOODS AND SUPPLIES
16283	SEACO INC		\$1,500.00	2005	GOODS AND SUPPLIES
40568	SEARS		\$94.49	2003	GOODS AND SUPPLIES
32833	SEARS		\$2,551.40	2003	GOODS AND SUPPLIES
8899	SEARS		\$28.30	2004	GOODS AND SUPPLIES
10894	SEARS		\$88.19	2004	GOODS AND SUPPLIES
57	SEARS		\$229.92	2003	GOODS AND SUPPLIES
35128	SEARS CONTRACT SALES		\$366.45	2003	GOODS AND SUPPLIES
36898	SEARS CONTRACT SALES		\$498.75	2003	GOODS AND SUPPLIES
40851	SEARS CONTRACT SALES		\$168.00	2003	GOODS AND SUPPLIES
35298	SEARS CONTRACT SALES		\$404.25	2003	GOODS AND SUPPLIES
38908	SEARS CONTRACT SALES		\$1,146.50	2003	GOODS AND SUPPLIES
31110	SEARS CONTRACT SALES		\$1,856.40	2003	GOODS AND SUPPLIES
36080	SEARS STORE 2035		\$450.00	2003	GOODS AND SUPPLIES
12764	SEARS STORE 2035		\$94.48	2004	GOODS AND SUPPLIES
31510	SEASUS INC		\$9,600.00	2003	GOODS AND SUPPLIES
1352	SENSATIONAL EPICS		\$2,000.00	2004	GOODS AND SUPPLIES
4494	SERVICE MACHINE CO INC		\$157.50	2004	GOODS AND SUPPLIES
4853	SERVICE MACHINE CO INC		\$417.90	2004	GOODS AND SUPPLIES
489	SERVICE MACHINE CO INC		\$131.25	2004	GOODS AND SUPPLIES
5415	SERVICE MACHINE CO INC		\$111.30	2004	GOODS AND SUPPLIES
3436	SERVICE MACHINE CO INC		\$373.75	2004	GOODS AND SUPPLIES
931	SERVICE MACHINE CO INC		\$850.50	2004	GOODS AND SUPPLIES
6840	SERVICE MACHINE CO INC		\$409.50	2004	GOODS AND SUPPLIES
20611	SERVICE MACHINE CO INC		\$506.63	2005	GOODS AND SUPPLIES
22965	SERVICE MACHINE CO INC		\$433.13	2005	GOODS AND SUPPLIES
17838	SERVICE MACHINE CO INC		\$120.00	2005	GOODS AND SUPPLIES
25040	SERVICE MACHINE CO INC		\$716.50	2005	GOODS AND SUPPLIES

GOODS AND SERVICES CONTRACTS

Appendix A

PURCHASE ORDER #	VENDOR NAME	ETHNICITY	AWARD AMOUNT	FY	BUSINESS CATEGORY
15221	SERVICE MACHINE CO INC		\$945.00	2005	GOODS AND SUPPLIES
16739	SERVICE MACHINE CO INC		\$1,448.27	2005	GOODS AND SUPPLIES
21297	SERVICE MACHINE CO INC		\$2,237.55	2005	GOODS AND SUPPLIES
27063	SERVICE MACHINE CO INC		\$2,613.19	2005	GOODS AND SUPPLIES
30001	SERVICE PRINTING CO		\$635.25	2003	GOODS AND SUPPLIES
7064	SEVERN TRENT PIPELINE SERICES INC		\$5,118.75	2004	GOODS AND SUPPLIES
7066	SEVERN TRENT PIPELINE SERICES INC		\$1,879.50	2004	GOODS AND SUPPLIES
17166	SEVERN TRENT PIPELINE SERICES INC		\$2,457.00	2005	GOODS AND SUPPLIES
40561	SHANDON CONSTRUCTION		\$2,450.00	2003	GOODS AND SUPPLIES
33202	SHARPES SEPTIC TANK SERVICE		\$78.75	2003	GOODS AND SUPPLIES
36514	SHEALY COFFEE INC		\$68.25	2003	GOODS AND SUPPLIES
33004	SHEALY COFFEE INC		\$240.00	2003	GOODS AND SUPPLIES
31143	SHEALY COFFEE INC		\$229.95	2003	GOODS AND SUPPLIES
40911	SHEALY COFFEE INC		\$65.00	2003	GOODS AND SUPPLIES
35553	SHEALY COFFEE INC		\$330.00	2003	GOODS AND SUPPLIES
9434	SHEALY COFFEE INC		\$150.00	2004	GOODS AND SUPPLIES
1416	SHEALY COFFEE INC		\$490.00	2004	GOODS AND SUPPLIES
2763	SHEALY COFFEE INC		\$222.59	2004	GOODS AND SUPPLIES
7193	SHEALY COFFEE INC		\$336.00	2004	GOODS AND SUPPLIES
16811	SHEALY COFFEE INC		\$250.00	2005	GOODS AND SUPPLIES
15211	SHEALY COFFEE INC		\$500.00	2005	GOODS AND SUPPLIES
24308	SHEALY COFFEE INC		\$200.00	2005	GOODS AND SUPPLIES
28792	SHEALY COFFEE INC		\$386.30	2003	GOODS AND SUPPLIES
15238	SHEALY COFFEE INC		\$500.00	2005	GOODS AND SUPPLIES
40923	SHEALYS TRUCK CENTER INC DBA SHEALYS INC		\$189.00	2003	GOODS AND SUPPLIES
36016	SHEALYS TRUCK CENTER INC DBA SHEALYS INC		\$2,000.00	2003	GOODS AND SUPPLIES
40168	SHEALYS TRUCK CENTER INC DBA SHEALYS INC		\$1,342.93	2003	GOODS AND SUPPLIES
41728	SHEALYS TRUCK CENTER INC DBA SHEALYS INC		\$33.33	2005	GOODS AND SUPPLIES
42029	SHEALYS TRUCK CENTER INC DBA SHEALYS INC		\$556.80	2005	GOODS AND SUPPLIES
40241	SHEALYS TRUCK CENTER INC DBA SHEALYS INC		\$200.00	2003	GOODS AND SUPPLIES
41997	SHEALYS TRUCK CENTER INC DBA SHEALYS INC		\$915.85	2005	GOODS AND SUPPLIES
42154	SHEALYS TRUCK CENTER INC DBA SHEALYS INC		\$261.85	2005	GOODS AND SUPPLIES
33303	SHEALYS TRUCK CENTER INC DBA SHEALYS INC		\$2,000.00	2003	GOODS AND SUPPLIES
40236	SHEALYS TRUCK CENTER INC DBA SHEALYS INC		\$219.00	2003	GOODS AND SUPPLIES

GOODS AND SERVICES CONTRACTS

Appendix A

PURCHASE ORDER #	VENDOR NAME	ETHNICITY	AWARD AMOUNT	FY	BUSINESS CATEGORY
42186	SHEALYS TRUCK CENTER INC DBA SHEALYS INC		\$1,065.95	2005	GOODS AND SUPPLIES
29532	SHEALYS TRUCK CENTER INC DBA SHEALYS INC		\$2,000.00	2003	GOODS AND SUPPLIES
41884	SHEALYS TRUCK CENTER INC DBA SHEALYS INC		\$315.72	2005	GOODS AND SUPPLIES
40476	SHEALYS TRUCK CENTER INC DBA SHEALYS INC		\$508.73	2003	GOODS AND SUPPLIES
41724	SHEALYS TRUCK CENTER INC DBA SHEALYS INC		\$65.73	2005	GOODS AND SUPPLIES
39036	SHEALYS TRUCK CENTER INC DBA SHEALYS INC		\$1,320.64	2003	GOODS AND SUPPLIES
41948	SHEALYS TRUCK CENTER INC DBA SHEALYS INC		\$6,598.47	2005	GOODS AND SUPPLIES
37565	SHEALYS TRUCK CENTER INC DBA SHEALYS INC		\$861.85	2003	GOODS AND SUPPLIES
37597	SHEALYS TRUCK CENTER INC DBA SHEALYS INC		\$3,000.00	2003	GOODS AND SUPPLIES
8508	SHEALYS TRUCK CENTER INC DBA SHEALYS INC		\$1,154.79	2004	GOODS AND SUPPLIES
1635	SHEALYS TRUCK CENTER INC DBA SHEALYS INC		\$2,000.00	2004	GOODS AND SUPPLIES
10927	SHEALYS TRUCK CENTER INC DBA SHEALYS INC		\$126.91	2004	GOODS AND SUPPLIES
4432	SHEALYS TRUCK CENTER INC DBA SHEALYS INC		\$2,000.00	2004	GOODS AND SUPPLIES
13186	SHEALYS TRUCK CENTER INC DBA SHEALYS INC		\$80.90	2004	GOODS AND SUPPLIES
12532	SHEALYS TRUCK CENTER INC DBA SHEALYS INC		\$332.22	2004	GOODS AND SUPPLIES
448	SHEALYS TRUCK CENTER INC DBA SHEALYS INC		\$2,000.00	2004	GOODS AND SUPPLIES
13166	SHEALYS TRUCK CENTER INC DBA SHEALYS INC		\$291.01	2004	GOODS AND SUPPLIES
13487	SHEALYS TRUCK CENTER INC DBA SHEALYS INC		\$106.77	2004	GOODS AND SUPPLIES
6674	SHEALYS TRUCK CENTER INC DBA SHEALYS INC		\$1,000.00	2004	GOODS AND SUPPLIES
7179	SHEALYS TRUCK CENTER INC DBA SHEALYS INC		\$646.80	2004	GOODS AND SUPPLIES
7086	SHEALYS TRUCK CENTER INC DBA SHEALYS INC		\$821.92	2004	GOODS AND SUPPLIES
11220	SHEALYS TRUCK CENTER INC DBA SHEALYS INC		\$1,050.00	2004	GOODS AND SUPPLIES
11916	SHEALYS TRUCK CENTER INC DBA SHEALYS INC		\$225.94	2004	GOODS AND SUPPLIES
9409	SHEALYS TRUCK CENTER INC DBA SHEALYS INC		\$4,224.37	2004	GOODS AND SUPPLIES
12570	SHEALYS TRUCK CENTER INC DBA SHEALYS INC		\$360.63	2004	GOODS AND SUPPLIES
13156	SHEALYS TRUCK CENTER INC DBA SHEALYS INC		\$1,156.25	2004	GOODS AND SUPPLIES
6551	SHEALYS TRUCK CENTER INC DBA SHEALYS INC		\$852.60	2004	GOODS AND SUPPLIES
6801	SHEALYS TRUCK CENTER INC DBA SHEALYS INC		\$677.54	2004	GOODS AND SUPPLIES
12600	SHEALYS TRUCK CENTER INC DBA SHEALYS INC		\$670.22	2004	GOODS AND SUPPLIES
13329	SHEALYS TRUCK CENTER INC DBA SHEALYS INC		\$628.77	2004	GOODS AND SUPPLIES
13615	SHEALYS TRUCK CENTER INC DBA SHEALYS INC		\$498.81	2004	GOODS AND SUPPLIES
12673	SHEALYS TRUCK CENTER INC DBA SHEALYS INC		\$213.07	2004	GOODS AND SUPPLIES
10453	SHEALYS TRUCK CENTER INC DBA SHEALYS INC		\$140.31	2004	GOODS AND SUPPLIES
9951	SHEALYS TRUCK CENTER INC DBA SHEALYS INC		\$12.53	2004	GOODS AND SUPPLIES

GOODS AND SERVICES CONTRACTS

Appendix A

PURCHASE ORDER #	VENDOR NAME	ETHNICITY	AWARD AMOUNT	FY	BUSINESS CATEGORY
12834	SHEALYS TRUCK CENTER INC DBA SHEALYS INC		\$1,355.11	2004	GOODS AND SUPPLIES
13797	SHEALYS TRUCK CENTER INC DBA SHEALYS INC		\$40.41	2004	GOODS AND SUPPLIES
7392	SHEALYS TRUCK CENTER INC DBA SHEALYS INC		\$3,000.00	2004	GOODS AND SUPPLIES
12116	SHEALYS TRUCK CENTER INC DBA SHEALYS INC		\$148.51	2004	GOODS AND SUPPLIES
13182	SHEALYS TRUCK CENTER INC DBA SHEALYS INC		\$120.19	2004	GOODS AND SUPPLIES
25637	SHEALYS TRUCK CENTER INC DBA SHEALYS INC		\$2,100.00	2005	GOODS AND SUPPLIES
23028	SHEALYS TRUCK CENTER INC DBA SHEALYS INC		\$3,150.00	2005	GOODS AND SUPPLIES
14023	SHEALYS TRUCK CENTER INC DBA SHEALYS INC		\$64.67	2004	GOODS AND SUPPLIES
19217	SHEALYS TRUCK CENTER INC DBA SHEALYS INC		\$772.32	2005	GOODS AND SUPPLIES
17231	SHEALYS TRUCK CENTER INC DBA SHEALYS INC		\$1,490.40	2005	GOODS AND SUPPLIES
23642	SHEALYS TRUCK CENTER INC DBA SHEALYS INC		\$488.57	2005	GOODS AND SUPPLIES
15557	SHEALYS TRUCK CENTER INC DBA SHEALYS INC		\$1,050.00	2005	GOODS AND SUPPLIES
14926	SHEALYS TRUCK CENTER INC DBA SHEALYS INC		\$1,222.90	2005	GOODS AND SUPPLIES
26980	SHEALYS TRUCK CENTER INC DBA SHEALYS INC		\$848.89	2005	GOODS AND SUPPLIES
19865	SHEALYS TRUCK CENTER INC DBA SHEALYS INC		\$1,050.00	2005	GOODS AND SUPPLIES
21730	SHEALYS TRUCK CENTER INC DBA SHEALYS INC		\$249.07	2005	GOODS AND SUPPLIES
19471	SHEALYS TRUCK CENTER INC DBA SHEALYS INC		\$14.53	2005	GOODS AND SUPPLIES
20629	SHEALYS TRUCK CENTER INC DBA SHEALYS INC		\$1,206.98	2005	GOODS AND SUPPLIES
23649	SHEALYS TRUCK CENTER INC DBA SHEALYS INC		\$2,019.76	2005	GOODS AND SUPPLIES
24356	SHEALYS TRUCK CENTER INC DBA SHEALYS INC		\$381.68	2005	GOODS AND SUPPLIES
17352	SHEALYS TRUCK CENTER INC DBA SHEALYS INC		\$2,100.00	2005	GOODS AND SUPPLIES
26656	SHEALYS TRUCK CENTER INC DBA SHEALYS INC		\$1,552.06	2005	GOODS AND SUPPLIES
16935	SHEALYS TRUCK CENTER INC DBA SHEALYS INC		\$587.86	2005	GOODS AND SUPPLIES
21520	SHEALYS TRUCK CENTER INC DBA SHEALYS INC		\$617.87	2005	GOODS AND SUPPLIES
24608	SHEALYS TRUCK CENTER INC DBA SHEALYS INC		\$2,100.00	2005	GOODS AND SUPPLIES
26664	SHEALYS TRUCK CENTER INC DBA SHEALYS INC		\$433.31	2005	GOODS AND SUPPLIES
18978	SHEALYS TRUCK CENTER INC DBA SHEALYS INC		\$1,384.75	2005	GOODS AND SUPPLIES
19478	SHEALYS TRUCK CENTER INC DBA SHEALYS INC		\$200.70	2005	GOODS AND SUPPLIES
22089	SHEALYS TRUCK CENTER INC DBA SHEALYS INC		\$681.75	2005	GOODS AND SUPPLIES
14360	SHEALYS TRUCK CENTER INC DBA SHEALYS INC		\$187.83	2004	GOODS AND SUPPLIES
16822	SHEALYS TRUCK CENTER INC DBA SHEALYS INC		\$1,350.91	2005	GOODS AND SUPPLIES
14031	SHEALYS TRUCK CENTER INC DBA SHEALYS INC		\$477.15	2004	GOODS AND SUPPLIES
14605	SHEALYS TRUCK CENTER INC DBA SHEALYS INC		\$1,050.00	2004	GOODS AND SUPPLIES
18476	SHEALYS TRUCK CENTER INC DBA SHEALYS INC		\$926.88	2005	GOODS AND SUPPLIES

GOODS AND SERVICES CONTRACTS

Appendix A

PURCHASE ORDER #	VENDOR NAME	ETHNICITY	AWARD AMOUNT	FY	BUSINESS CATEGORY
19558	SHEALYS TRUCK CENTER INC DBA SHEALYS INC		\$93.24	2005	GOODS AND SUPPLIES
14171	SHEALYS TRUCK CENTER INC DBA SHEALYS INC		\$1,288.58	2004	GOODS AND SUPPLIES
17116	SHEALYS TRUCK CENTER INC DBA SHEALYS INC		\$45.39	2005	GOODS AND SUPPLIES
14645	SHEALYS TRUCK CENTER INC DBA SHEALYS INC		\$671.18	2004	GOODS AND SUPPLIES
24221	SHEALYS TRUCK CENTER INC DBA SHEALYS INC		\$669.44	2005	GOODS AND SUPPLIES
22119	SHEALYS TRUCK CENTER INC DBA SHEALYS INC		\$152.09	2005	GOODS AND SUPPLIES
24210	SHEALYS TRUCK CENTER INC DBA SHEALYS INC		\$149.67	2005	GOODS AND SUPPLIES
18838	SHEALYS TRUCK CENTER INC DBA SHEALYS INC		\$263.97	2005	GOODS AND SUPPLIES
14226	SHEALYS TRUCK CENTER INC DBA SHEALYS INC		\$2,157.75	2004	GOODS AND SUPPLIES
27190	SHEALYS TRUCK CENTER INC DBA SHEALYS INC		\$2,100.00	2005	GOODS AND SUPPLIES
20565	SHEALYS TRUCK CENTER INC DBA SHEALYS INC		\$890.85	2005	GOODS AND SUPPLIES
29696	SHEPLERS INDUSTRIAL & CONSTRUCTION SUPPLY AKA S M I		\$300.00	2003	GOODS AND SUPPLIES
37718	SHEPLERS INDUSTRIAL & CONSTRUCTION SUPPLY AKA S M I		\$315.00	2003	GOODS AND SUPPLIES
37193	SHEPLERS INDUSTRIAL & CONSTRUCTION SUPPLY AKA S M I		\$207.90	2003	GOODS AND SUPPLIES
29747	SHEPLERS INDUSTRIAL & CONSTRUCTION SUPPLY AKA S M I		\$86.36	2003	GOODS AND SUPPLIES
31298	SHEPLERS INDUSTRIAL & CONSTRUCTION SUPPLY AKA S M I		\$100.00	2003	GOODS AND SUPPLIES
33581	SHEPLERS INDUSTRIAL & CONSTRUCTION SUPPLY AKA S M I		\$300.00	2003	GOODS AND SUPPLIES
40929	SHEPLERS INDUSTRIAL & CONSTRUCTION SUPPLY AKA S M I		\$166.95	2003	GOODS AND SUPPLIES
30336	SHEPLERS INDUSTRIAL & CONSTRUCTION SUPPLY AKA S M I		\$300.00	2003	GOODS AND SUPPLIES
31968	SHEPLERS INDUSTRIAL & CONSTRUCTION SUPPLY AKA S M I		\$330.75	2003	GOODS AND SUPPLIES
36745	SHEPLERS INDUSTRIAL & CONSTRUCTION SUPPLY AKA S M I		\$130.42	2003	GOODS AND SUPPLIES
37779	SHEPLERS INDUSTRIAL & CONSTRUCTION SUPPLY AKA S M I		\$68.04	2003	GOODS AND SUPPLIES
40932	SHEPLERS INDUSTRIAL & CONSTRUCTION SUPPLY AKA S M I		\$207.90	2003	GOODS AND SUPPLIES
40934	SHEPLERS INDUSTRIAL & CONSTRUCTION SUPPLY AKA S M I		\$100.00	2003	GOODS AND SUPPLIES
32132	SHEPLERS INDUSTRIAL & CONSTRUCTION SUPPLY AKA S M I		\$300.00	2003	GOODS AND SUPPLIES
10316	SHEPLERS INDUSTRIAL & CONSTRUCTION SUPPLY AKA S M I		\$141.23	2004	GOODS AND SUPPLIES
12383	SHEPLERS INDUSTRIAL & CONSTRUCTION SUPPLY AKA S M I		\$116.03	2004	GOODS AND SUPPLIES
1969	SHEPLERS INDUSTRIAL & CONSTRUCTION SUPPLY AKA S M I		\$80.33	2004	GOODS AND SUPPLIES
10654	SHEPLERS INDUSTRIAL & CONSTRUCTION SUPPLY AKA S M I		\$482.69	2004	GOODS AND SUPPLIES
453	SHEPLERS INDUSTRIAL & CONSTRUCTION SUPPLY AKA S M I		\$801.36	2004	GOODS AND SUPPLIES
3997	SHEPLERS INDUSTRIAL & CONSTRUCTION SUPPLY AKA S M I		\$651.00	2004	GOODS AND SUPPLIES
12043	SHEPLERS INDUSTRIAL & CONSTRUCTION SUPPLY AKA S M I		\$224.47	2004	GOODS AND SUPPLIES
2462	SHEPLERS INDUSTRIAL & CONSTRUCTION SUPPLY AKA S M I		\$299.25	2004	GOODS AND SUPPLIES
2695	SHEPLERS INDUSTRIAL & CONSTRUCTION SUPPLY AKA S M I		\$866.25	2004	GOODS AND SUPPLIES

GOODS AND SERVICES CONTRACTS

Appendix A

PURCHASE ORDER #	VENDOR NAME	ETHNICITY	AWARD AMOUNT	FY	BUSINESS CATEGORY
4854	SHEPLERS INDUSTRIAL & CONSTRUCTION SUPPLY AKA S M I		\$1,050.00	2004	GOODS AND SUPPLIES
13027	SHEPLERS INDUSTRIAL & CONSTRUCTION SUPPLY AKA S M I		\$275.63	2004	GOODS AND SUPPLIES
3699	SHEPLERS INDUSTRIAL & CONSTRUCTION SUPPLY AKA S M I		\$787.50	2004	GOODS AND SUPPLIES
293	SHEPLERS INDUSTRIAL & CONSTRUCTION SUPPLY AKA S M I		\$55.13	2004	GOODS AND SUPPLIES
11869	SHEPLERS INDUSTRIAL & CONSTRUCTION SUPPLY AKA S M I		\$226.82	2004	GOODS AND SUPPLIES
4149	SHEPLERS INDUSTRIAL & CONSTRUCTION SUPPLY AKA S M I		\$500.00	2004	GOODS AND SUPPLIES
1107	SHEPLERS INDUSTRIAL & CONSTRUCTION SUPPLY AKA S M I		\$709.07	2004	GOODS AND SUPPLIES
11409	SHEPLERS INDUSTRIAL & CONSTRUCTION SUPPLY AKA S M I		\$369.60	2004	GOODS AND SUPPLIES
653	SHEPLERS INDUSTRIAL & CONSTRUCTION SUPPLY AKA S M I		\$109.73	2004	GOODS AND SUPPLIES
7428	SHEPLERS INDUSTRIAL & CONSTRUCTION SUPPLY AKA S M I		\$525.00	2004	GOODS AND SUPPLIES
11094	SHEPLERS INDUSTRIAL & CONSTRUCTION SUPPLY AKA S M I		\$151.20	2004	GOODS AND SUPPLIES
11459	SHEPLERS INDUSTRIAL & CONSTRUCTION SUPPLY AKA S M I		\$4,054.25	2004	GOODS AND SUPPLIES
5926	SHEPLERS INDUSTRIAL & CONSTRUCTION SUPPLY AKA S M I		\$283.50	2004	GOODS AND SUPPLIES
658	SHEPLERS INDUSTRIAL & CONSTRUCTION SUPPLY AKA S M I		\$55.13	2004	GOODS AND SUPPLIES
160	SHEPLERS INDUSTRIAL & CONSTRUCTION SUPPLY AKA S M I		\$66.78	2004	GOODS AND SUPPLIES
11093	SHEPLERS INDUSTRIAL & CONSTRUCTION SUPPLY AKA S M I		\$93.84	2004	GOODS AND SUPPLIES
5401	SHEPLERS INDUSTRIAL & CONSTRUCTION SUPPLY AKA S M I		\$881.12	2004	GOODS AND SUPPLIES
2214	SHEPLERS INDUSTRIAL & CONSTRUCTION SUPPLY AKA S M I		\$3,013.50	2004	GOODS AND SUPPLIES
11601	SHEPLERS INDUSTRIAL & CONSTRUCTION SUPPLY AKA S M I		\$2,433.79	2004	GOODS AND SUPPLIES
5018	SHEPLERS INDUSTRIAL & CONSTRUCTION SUPPLY AKA S M I		\$150.62	2004	GOODS AND SUPPLIES
11247	SHEPLERS INDUSTRIAL & CONSTRUCTION SUPPLY AKA S M I		\$3,858.75	2004	GOODS AND SUPPLIES
11464	SHEPLERS INDUSTRIAL & CONSTRUCTION SUPPLY AKA S M I		\$588.00	2004	GOODS AND SUPPLIES
215	SHEPLERS INDUSTRIAL & CONSTRUCTION SUPPLY AKA S M I		\$283.55	2004	GOODS AND SUPPLIES
19385	SHEPLERS INDUSTRIAL & CONSTRUCTION SUPPLY AKA S M I		\$298.13	2005	GOODS AND SUPPLIES
16959	SHEPLERS INDUSTRIAL & CONSTRUCTION SUPPLY AKA S M I		\$340.20	2005	GOODS AND SUPPLIES
16963	SHEPLERS INDUSTRIAL & CONSTRUCTION SUPPLY AKA S M I		\$86.00	2005	GOODS AND SUPPLIES
14810	SHEPLERS INDUSTRIAL & CONSTRUCTION SUPPLY AKA S M I		\$77.70	2005	GOODS AND SUPPLIES
16450	SHEPLERS INDUSTRIAL & CONSTRUCTION SUPPLY AKA S M I		\$3,150.00	2005	GOODS AND SUPPLIES
18647	SHEPLERS INDUSTRIAL & CONSTRUCTION SUPPLY AKA S M I		\$106.05	2005	GOODS AND SUPPLIES
15738	SHEPLERS INDUSTRIAL & CONSTRUCTION SUPPLY AKA S M I		\$270.90	2005	GOODS AND SUPPLIES
24749	SHEPLERS INDUSTRIAL & CONSTRUCTION SUPPLY AKA S M I		\$700.00	2005	GOODS AND SUPPLIES
20578	SHEPLERS INDUSTRIAL & CONSTRUCTION SUPPLY AKA S M I		\$233.09	2005	GOODS AND SUPPLIES
25257	SHEPLERS INDUSTRIAL & CONSTRUCTION SUPPLY AKA S M I		\$176.40	2005	GOODS AND SUPPLIES
24261	SHEPLERS INDUSTRIAL & CONSTRUCTION SUPPLY AKA S M I		\$249.92	2005	GOODS AND SUPPLIES

GOODS AND SERVICES CONTRACTS

Appendix A

PURCHASE ORDER #	VENDOR NAME	ETHNICITY	AWARD AMOUNT	FY	BUSINESS CATEGORY
16987	SHEPLERS INDUSTRIAL & CONSTRUCTION SUPPLY AKA S M I		\$220.50	2005	GOODS AND SUPPLIES
15765	SHEPLERS INDUSTRIAL & CONSTRUCTION SUPPLY AKA S M I		\$174.74	2005	GOODS AND SUPPLIES
24555	SHEPLERS INDUSTRIAL & CONSTRUCTION SUPPLY AKA S M I		\$77.28	2005	GOODS AND SUPPLIES
16803	SHEPLERS INDUSTRIAL & CONSTRUCTION SUPPLY AKA S M I		\$168.08	2005	GOODS AND SUPPLIES
16330	SHEPLERS INDUSTRIAL & CONSTRUCTION SUPPLY AKA S M I		\$3,360.42	2005	GOODS AND SUPPLIES
15084	SHEPLERS INDUSTRIAL & CONSTRUCTION SUPPLY AKA S M I		\$298.20	2005	GOODS AND SUPPLIES
27404	SHEPLERS INDUSTRIAL & CONSTRUCTION SUPPLY AKA S M I		\$43.00	2005	GOODS AND SUPPLIES
20332	SHEPLERS INDUSTRIAL & CONSTRUCTION SUPPLY AKA S M I		\$166.43	2005	GOODS AND SUPPLIES
27557	SHEPLERS INDUSTRIAL & CONSTRUCTION SUPPLY AKA S M I		\$200.00	2005	GOODS AND SUPPLIES
25518	SHEPLERS INDUSTRIAL & CONSTRUCTION SUPPLY AKA S M I		\$37.80	2005	GOODS AND SUPPLIES
18865	SHEPLERS INDUSTRIAL & CONSTRUCTION SUPPLY AKA S M I		\$192.15	2005	GOODS AND SUPPLIES
18650	SHEPLERS INDUSTRIAL & CONSTRUCTION SUPPLY AKA S M I		\$233.09	2005	GOODS AND SUPPLIES
24398	SHEPLERS INDUSTRIAL & CONSTRUCTION SUPPLY AKA S M I		\$424.20	2005	GOODS AND SUPPLIES
25627	SHEPLERS INDUSTRIAL & CONSTRUCTION SUPPLY AKA S M I		\$126.00	2005	GOODS AND SUPPLIES
18872	SHEPLERS INDUSTRIAL & CONSTRUCTION SUPPLY AKA S M I		\$183.00	2005	GOODS AND SUPPLIES
16449	SHEPLERS INDUSTRIAL & CONSTRUCTION SUPPLY AKA S M I		\$263.47	2005	GOODS AND SUPPLIES
22386	SHEPLERS INDUSTRIAL & CONSTRUCTION SUPPLY AKA S M I		\$451.66	2005	GOODS AND SUPPLIES
22540	SHEPLERS INDUSTRIAL & CONSTRUCTION SUPPLY AKA S M I		\$228.90	2005	GOODS AND SUPPLIES
15158	SHEPLERS INDUSTRIAL & CONSTRUCTION SUPPLY AKA S M I		\$465.66	2005	GOODS AND SUPPLIES
15159	SHEPLERS INDUSTRIAL & CONSTRUCTION SUPPLY AKA S M I		\$373.28	2005	GOODS AND SUPPLIES
15772	SHEPLERS INDUSTRIAL & CONSTRUCTION SUPPLY AKA S M I		\$266.70	2005	GOODS AND SUPPLIES
38048	SHERWIN WILLIAMS		\$691.49	2003	GOODS AND SUPPLIES
36712	SHERWIN WILLIAMS		\$116.91	2003	GOODS AND SUPPLIES
36724	SHERWIN WILLIAMS		\$125.81	2003	GOODS AND SUPPLIES
35475	SHERWIN WILLIAMS		\$495.00	2003	GOODS AND SUPPLIES
37478	SHERWIN WILLIAMS		\$475.00	2003	GOODS AND SUPPLIES
37836	SHERWIN WILLIAMS		\$131.73	2003	GOODS AND SUPPLIES
42248	SHERWIN WILLIAMS		\$58.13	2005	GOODS AND SUPPLIES
40066	SHERWIN WILLIAMS		\$493.29	2003	GOODS AND SUPPLIES
34719	SHERWIN WILLIAMS		\$482.84	2003	GOODS AND SUPPLIES
29765	SHERWIN WILLIAMS		\$10.61	2003	GOODS AND SUPPLIES
34244	SHERWIN WILLIAMS		\$495.00	2003	GOODS AND SUPPLIES
34577	SHERWIN WILLIAMS		\$106.05	2003	GOODS AND SUPPLIES
40942	SHERWIN WILLIAMS		\$226.46	2003	GOODS AND SUPPLIES

GOODS AND SERVICES CONTRACTS

Appendix A

PURCHASE ORDER #	VENDOR NAME	ETHNICITY	AWARD AMOUNT	FY	BUSINESS CATEGORY
40941	SHERWIN WILLIAMS		\$65.99	2003	GOODS AND SUPPLIES
35302	SHERWIN WILLIAMS		\$2,313.36	2003	GOODS AND SUPPLIES
35527	SHERWIN WILLIAMS		\$1,000.00	2003	GOODS AND SUPPLIES
39067	SHERWIN WILLIAMS		\$65.99	2003	GOODS AND SUPPLIES
42124	SHERWIN WILLIAMS		\$100.00	2005	GOODS AND SUPPLIES
42147	SHERWIN WILLIAMS		\$95.58	2005	GOODS AND SUPPLIES
33579	SHERWIN WILLIAMS		\$36.03	2004	GOODS AND SUPPLIES
30957	SHERWIN WILLIAMS		\$473.47	2003	GOODS AND SUPPLIES
32756	SHERWIN WILLIAMS		\$120.36	2003	GOODS AND SUPPLIES
13699	SHERWIN WILLIAMS		\$500.00	2004	GOODS AND SUPPLIES
5802	SHERWIN WILLIAMS		\$1,000.00	2004	GOODS AND SUPPLIES
8181	SHERWIN WILLIAMS		\$600.00	2004	GOODS AND SUPPLIES
9738	SHERWIN WILLIAMS		\$271.16	2004	GOODS AND SUPPLIES
11205	SHERWIN WILLIAMS		\$2,482.52	2004	GOODS AND SUPPLIES
10106	SHERWIN WILLIAMS		\$577.50	2004	GOODS AND SUPPLIES
12841	SHERWIN WILLIAMS		\$46.67	2004	GOODS AND SUPPLIES
12894	SHERWIN WILLIAMS		\$383.00	2004	GOODS AND SUPPLIES
1237	SHERWIN WILLIAMS		\$500.00	2004	GOODS AND SUPPLIES
2804	SHERWIN WILLIAMS		\$1,500.00	2004	GOODS AND SUPPLIES
12905	SHERWIN WILLIAMS		\$609.05	2004	GOODS AND SUPPLIES
12895	SHERWIN WILLIAMS		\$383.00	2004	GOODS AND SUPPLIES
816	SHERWIN WILLIAMS		\$195.68	2004	GOODS AND SUPPLIES
9	SHERWIN WILLIAMS		\$1,200.00	2004	GOODS AND SUPPLIES
15537	SHERWIN WILLIAMS		\$500.00	2005	GOODS AND SUPPLIES
20864	SHERWIN WILLIAMS		\$400.00	2005	GOODS AND SUPPLIES
20866	SHERWIN WILLIAMS		\$400.00	2005	GOODS AND SUPPLIES
23047	SHERWIN WILLIAMS		\$23.08	2005	GOODS AND SUPPLIES
20418	SHERWIN WILLIAMS		\$600.00	2005	GOODS AND SUPPLIES
20865	SHERWIN WILLIAMS		\$400.00	2005	GOODS AND SUPPLIES
15984	SHERWIN WILLIAMS		\$1,500.00	2005	GOODS AND SUPPLIES
21402	SHERWIN WILLIAMS		\$422.49	2005	GOODS AND SUPPLIES
22303	SHERWIN WILLIAMS		\$119.63	2005	GOODS AND SUPPLIES
21080	SHERWIN WILLIAMS		\$400.00	2005	GOODS AND SUPPLIES
26949	SHERWIN WILLIAMS		\$122.60	2005	GOODS AND SUPPLIES

GOODS AND SERVICES CONTRACTS

Appendix A

PURCHASE ORDER #	VENDOR NAME	ETHNICITY	AWARD AMOUNT	FY	BUSINESS CATEGORY
25856	SHERWIN WILLIAMS		\$219.87	2005	GOODS AND SUPPLIES
16081	SHERWIN WILLIAMS		\$296.57	2005	GOODS AND SUPPLIES
28778	SHERWIN WILLIAMS		\$522.51	2003	GOODS AND SUPPLIES
16186	SHERWIN WILLIAMS		\$488.67	2005	GOODS AND SUPPLIES
18856	SHERWIN WILLIAMS		\$1,500.00	2005	GOODS AND SUPPLIES
16623	SHERWIN WILLIAMS		\$109.39	2005	GOODS AND SUPPLIES
26615	SHERWIN WILLIAMS		\$2,532.08	2005	GOODS AND SUPPLIES
20093	SHERWIN WILLIAMS		\$112.15	2005	GOODS AND SUPPLIES
28132	SHERWIN WILLIAMS		\$68.73	2003	GOODS AND SUPPLIES
40948	SHUMAN OWENS SUPPLY CO		\$130.00	2003	GOODS AND SUPPLIES
30756	SHUMAN OWENS SUPPLY CO		\$21.57	2003	GOODS AND SUPPLIES
37472	SHUMAN OWENS SUPPLY CO		\$31.91	2003	GOODS AND SUPPLIES
30430	SHUMAN OWENS SUPPLY CO		\$100.00	2003	GOODS AND SUPPLIES
36234	SHUMAN OWENS SUPPLY CO		\$170.00	2003	GOODS AND SUPPLIES
5408	SHUMAN OWENS SUPPLY CO		\$282.64	2004	GOODS AND SUPPLIES
7895	SHUMAN OWENS SUPPLY CO		\$56.42	2004	GOODS AND SUPPLIES
7535	SHUMAN OWENS SUPPLY CO		\$78.70	2004	GOODS AND SUPPLIES
13406	SHUMAN OWENS SUPPLY CO		\$1,300.00	2004	GOODS AND SUPPLIES
24748	SHUMAN OWENS SUPPLY CO		\$207.96	2005	GOODS AND SUPPLIES
17550	SHUMAN OWENS SUPPLY CO		\$9,000.00	2005	GOODS AND SUPPLIES
25855	SHUMAN OWENS SUPPLY CO		\$79.80	2005	GOODS AND SUPPLIES
16585	SHUMAN OWENS SUPPLY CO		\$2,942.78	2005	GOODS AND SUPPLIES
3119	SIGH OF A LEAF INC		\$480.00	2004	GOODS AND SUPPLIES
15417	SIGH OF A LEAF INC		\$480.00	2005	GOODS AND SUPPLIES
8756	SIGN IT QUICK	NONMINORITY WOMEN	\$192.00	2004	GOODS AND SUPPLIES
18941	SIGN IT QUICK	NONMINORITY WOMEN	\$315.00	2005	GOODS AND SUPPLIES
18768	SIGN IT QUICK	NONMINORITY WOMEN	\$450.45	2005	GOODS AND SUPPLIES
7279	SIGN TECH		\$2,518.00	2004	GOODS AND SUPPLIES
7282	SIGN TECH		\$2,518.00	2004	GOODS AND SUPPLIES
7283	SIGN TECH		\$2,848.00	2004	GOODS AND SUPPLIES
18024	SIGN TECH		\$1,025.00	2005	GOODS AND SUPPLIES
18218	SIKES SEPTIC TANK & PUMPING		\$600.00	2005	GOODS AND SUPPLIES
41739	SILICON SOLUTIONS INC		\$100.80	2005	GOODS AND SUPPLIES
31055	SILICON SOLUTIONS INC		\$597.45	2003	GOODS AND SUPPLIES

GOODS AND SERVICES CONTRACTS

Appendix A

PURCHASE ORDER #	VENDOR NAME	ETHNICITY	AWARD AMOUNT	FY	BUSINESS CATEGORY
39287	SILICON SOLUTIONS INC		\$35.70	2003	GOODS AND SUPPLIES
40244	SILICON SOLUTIONS INC		\$7.35	2003	GOODS AND SUPPLIES
9878	SILICON SOLUTIONS INC		\$149.10	2004	GOODS AND SUPPLIES
13704	SILICON SOLUTIONS INC		\$103.95	2004	GOODS AND SUPPLIES
6333	SILICON SOLUTIONS INC		\$171.15	2004	GOODS AND SUPPLIES
5316	SILICON SOLUTIONS INC		\$280.35	2004	GOODS AND SUPPLIES
19795	SILICON SOLUTIONS INC		\$130.15	2005	GOODS AND SUPPLIES
9086	SIR SPEEDY PRINTING INC		\$348.60	2004	GOODS AND SUPPLIES
7243	SIR SPEEDY PRINTING INC		\$315.00	2004	GOODS AND SUPPLIES
32140	SLOAN CONSTRUCTION CO INC	NONMINORITY MALE	\$3,466.70	2003	GOODS AND SUPPLIES
36985	SLOAN CONSTRUCTION CO INC	NONMINORITY MALE	\$4,500.00	2003	GOODS AND SUPPLIES
30791	SLOAN CONSTRUCTION CO INC	NONMINORITY MALE	\$4,500.00	2003	GOODS AND SUPPLIES
41187	SLOAN CONSTRUCTION CO INC	NONMINORITY MALE	\$2,388.75	2004	GOODS AND SUPPLIES
32143	SLOAN CONSTRUCTION CO INC	NONMINORITY MALE	\$4,364.42	2003	GOODS AND SUPPLIES
36263	SLOAN CONSTRUCTION CO INC	NONMINORITY MALE	\$3,381.57	2003	GOODS AND SUPPLIES
34926	SLOAN CONSTRUCTION CO INC	NONMINORITY MALE	\$3,992.70	2003	GOODS AND SUPPLIES
30789	SLOAN CONSTRUCTION CO INC	NONMINORITY MALE	\$3,935.05	2003	GOODS AND SUPPLIES
39724	SLOAN CONSTRUCTION CO INC	NONMINORITY MALE	\$1,615.53	2003	GOODS AND SUPPLIES
38081	SLOAN CONSTRUCTION CO INC	NONMINORITY MALE	\$1,992.83	2003	GOODS AND SUPPLIES
36986	SLOAN CONSTRUCTION CO INC	NONMINORITY MALE	\$4,336.51	2003	GOODS AND SUPPLIES
41378	SLOAN CONSTRUCTION CO INC	NONMINORITY MALE	\$3,500.00	2005	GOODS AND SUPPLIES
34925	SLOAN CONSTRUCTION CO INC	NONMINORITY MALE	\$2,309.60	2003	GOODS AND SUPPLIES
31354	SLOAN CONSTRUCTION CO INC	NONMINORITY MALE	\$2,000.00	2003	GOODS AND SUPPLIES
38080	SLOAN CONSTRUCTION CO INC	NONMINORITY MALE	\$2,500.00	2003	GOODS AND SUPPLIES
32141	SLOAN CONSTRUCTION CO INC	NONMINORITY MALE	\$4,218.86	2003	GOODS AND SUPPLIES
35856	SLOAN CONSTRUCTION CO INC	NONMINORITY MALE	\$4,500.00	2003	GOODS AND SUPPLIES
39247	SLOAN CONSTRUCTION CO INC	NONMINORITY MALE	\$1,822.49	2003	GOODS AND SUPPLIES
29245	SLOAN CONSTRUCTION CO INC	NONMINORITY MALE	\$4,392.47	2003	GOODS AND SUPPLIES
37059	SLOAN CONSTRUCTION CO INC	NONMINORITY MALE	\$4,500.00	2003	GOODS AND SUPPLIES
41339	SLOAN CONSTRUCTION CO INC	NONMINORITY MALE	\$9,000.00	2005	GOODS AND SUPPLIES
36257	SLOAN CONSTRUCTION CO INC	NONMINORITY MALE	\$2,348.69	2003	GOODS AND SUPPLIES
41238	SLOAN CONSTRUCTION CO INC	NONMINORITY MALE	\$9,000.00	2005	GOODS AND SUPPLIES
41342	SLOAN CONSTRUCTION CO INC	NONMINORITY MALE	\$9,000.00	2005	GOODS AND SUPPLIES
41265	SLOAN CONSTRUCTION CO INC	NONMINORITY MALE	\$5,000.00	2005	GOODS AND SUPPLIES

GOODS AND SERVICES CONTRACTS

Appendix A

PURCHASE ORDER #	VENDOR NAME	ETHNICITY	AWARD AMOUNT	FY	BUSINESS CATEGORY
39248	SLOAN CONSTRUCTION CO INC	NONMINORITY MALE	\$3,624.69	2003	GOODS AND SUPPLIES
31351	SLOAN CONSTRUCTION CO INC	NONMINORITY MALE	\$2,692.36	2003	GOODS AND SUPPLIES
32137	SLOAN CONSTRUCTION CO INC	NONMINORITY MALE	\$1,844.65	2003	GOODS AND SUPPLIES
41282	SLOAN CONSTRUCTION CO INC	NONMINORITY MALE	\$1,300.00	2005	GOODS AND SUPPLIES
33277	SLOAN CONSTRUCTION CO INC	NONMINORITY MALE	\$4,454.72	2003	GOODS AND SUPPLIES
36256	SLOAN CONSTRUCTION CO INC	NONMINORITY MALE	\$4,500.00	2003	GOODS AND SUPPLIES
29244	SLOAN CONSTRUCTION CO INC	NONMINORITY MALE	\$4,325.15	2003	GOODS AND SUPPLIES
30776	SLOAN CONSTRUCTION CO INC	NONMINORITY MALE	\$3,038.81	2003	GOODS AND SUPPLIES
11883	SLOAN CONSTRUCTION CO INC	NONMINORITY MALE	\$9,000.00	2004	GOODS AND SUPPLIES
2498	SLOAN CONSTRUCTION CO INC	NONMINORITY MALE	\$12,406.69	2004	GOODS AND SUPPLIES
2421	SLOAN CONSTRUCTION CO INC	NONMINORITY MALE	\$725.81	2004	GOODS AND SUPPLIES
3878	SLOAN CONSTRUCTION CO INC	NONMINORITY MALE	\$2,572.50	2004	GOODS AND SUPPLIES
13608	SLOAN CONSTRUCTION CO INC	NONMINORITY MALE	\$2,600.00	2004	GOODS AND SUPPLIES
1382	SLOAN CONSTRUCTION CO INC	NONMINORITY MALE	\$6,523.13	2004	GOODS AND SUPPLIES
11098	SLOAN CONSTRUCTION CO INC	NONMINORITY MALE	\$5,000.00	2004	GOODS AND SUPPLIES
3882	SLOAN CONSTRUCTION CO INC	NONMINORITY MALE	\$5,000.00	2004	GOODS AND SUPPLIES
3883	SLOAN CONSTRUCTION CO INC	NONMINORITY MALE	\$5,250.00	2004	GOODS AND SUPPLIES
6862	SLOAN CONSTRUCTION CO INC	NONMINORITY MALE	\$10,000.00	2004	GOODS AND SUPPLIES
3884	SLOAN CONSTRUCTION CO INC	NONMINORITY MALE	\$6,335.79	2004	GOODS AND SUPPLIES
8594	SLOAN CONSTRUCTION CO INC	NONMINORITY MALE	\$892.29	2004	GOODS AND SUPPLIES
654	SLOAN CONSTRUCTION CO INC	NONMINORITY MALE	\$209.11	2004	GOODS AND SUPPLIES
3759	SLOAN CONSTRUCTION CO INC	NONMINORITY MALE	\$2,766.75	2004	GOODS AND SUPPLIES
13023	SLOAN CONSTRUCTION CO INC	NONMINORITY MALE	\$4,120.00	2004	GOODS AND SUPPLIES
6919	SLOAN CONSTRUCTION CO INC	NONMINORITY MALE	\$10,000.00	2004	GOODS AND SUPPLIES
748	SLOAN CONSTRUCTION CO INC	NONMINORITY MALE	\$5,621.28	2004	GOODS AND SUPPLIES
12177	SLOAN CONSTRUCTION CO INC	NONMINORITY MALE	\$369.71	2004	GOODS AND SUPPLIES
9806	SLOAN CONSTRUCTION CO INC	NONMINORITY MALE	\$5,000.00	2004	GOODS AND SUPPLIES
10910	SLOAN CONSTRUCTION CO INC	NONMINORITY MALE	\$5,000.00	2004	GOODS AND SUPPLIES
11099	SLOAN CONSTRUCTION CO INC	NONMINORITY MALE	\$5,000.00	2004	GOODS AND SUPPLIES
2398	SLOAN CONSTRUCTION CO INC	NONMINORITY MALE	\$345.08	2004	GOODS AND SUPPLIES
6001	SLOAN CONSTRUCTION CO INC	NONMINORITY MALE	\$5,250.00	2004	GOODS AND SUPPLIES
26954	SLOAN CONSTRUCTION CO INC	NONMINORITY MALE	\$210.00	2005	GOODS AND SUPPLIES
24063	SLOAN CONSTRUCTION CO INC	NONMINORITY MALE	\$10,000.00	2005	GOODS AND SUPPLIES
20033	SLOAN CONSTRUCTION CO INC	NONMINORITY MALE	\$5,000.00	2005	GOODS AND SUPPLIES

GOODS AND SERVICES CONTRACTS

Appendix A

PURCHASE ORDER #	VENDOR NAME	ETHNICITY	AWARD AMOUNT	FY	BUSINESS CATEGORY
20035	SLOAN CONSTRUCTION CO INC	NONMINORITY MALE	\$10,000.00	2005	GOODS AND SUPPLIES
16971	SLOAN CONSTRUCTION CO INC	NONMINORITY MALE	\$73.50	2005	GOODS AND SUPPLIES
17033	SLOAN CONSTRUCTION CO INC	NONMINORITY MALE	\$1,470.00	2005	GOODS AND SUPPLIES
14103	SLOAN CONSTRUCTION CO INC	NONMINORITY MALE	\$1,470.00	2004	GOODS AND SUPPLIES
27213	SLOAN CONSTRUCTION CO INC	NONMINORITY MALE	\$4,800.00	2005	GOODS AND SUPPLIES
14877	SLOAN CONSTRUCTION CO INC	NONMINORITY MALE	\$4,940.00	2005	GOODS AND SUPPLIES
18450	SLOAN CONSTRUCTION CO INC	NONMINORITY MALE	\$367.50	2005	GOODS AND SUPPLIES
18764	SLOAN CONSTRUCTION CO INC	NONMINORITY MALE	\$220.50	2005	GOODS AND SUPPLIES
26542	SLOAN CONSTRUCTION CO INC	NONMINORITY MALE	\$5,000.00	2005	GOODS AND SUPPLIES
20016	SLOAN CONSTRUCTION CO INC	NONMINORITY MALE	\$10,000.00	2005	GOODS AND SUPPLIES
26522	SLOAN CONSTRUCTION CO INC	NONMINORITY MALE	\$800.00	2005	GOODS AND SUPPLIES
24875	SLOAN CONSTRUCTION CO INC	NONMINORITY MALE	\$159.60	2005	GOODS AND SUPPLIES
19882	SLOAN CONSTRUCTION CO INC	NONMINORITY MALE	\$94.90	2005	GOODS AND SUPPLIES
23113	SLOAN CONSTRUCTION CO INC	NONMINORITY MALE	\$10,000.00	2005	GOODS AND SUPPLIES
21554	SLOAN CONSTRUCTION CO INC	NONMINORITY MALE	\$5,197.50	2005	GOODS AND SUPPLIES
18469	SLOAN CONSTRUCTION CO INC	NONMINORITY MALE	\$7,533.75	2005	GOODS AND SUPPLIES
35044	SMITH & JONES DIST CO INC		\$297.47	2003	GOODS AND SUPPLIES
4650	SMITH & JONES DIST CO INC		\$396.00	2004	GOODS AND SUPPLIES
17208	SMITH & JONES DIST CO INC		\$289.00	2005	GOODS AND SUPPLIES
19317	SMITH & JONES DIST CO INC		\$110.25	2005	GOODS AND SUPPLIES
17940	SMITH & JONES DIST CO INC		\$344.00	2005	GOODS AND SUPPLIES
24961	SMITH & JONES DIST CO INC		\$378.00	2005	GOODS AND SUPPLIES
17934	SMITH & JONES DIST CO INC		\$289.00	2005	GOODS AND SUPPLIES
17207	SMITH & JONES DIST CO INC		\$344.00	2005	GOODS AND SUPPLIES
33681	SMITH RUBBER STAMPS & SEALS INC		\$36.96	2003	GOODS AND SUPPLIES
31107	SMITH RUBBER STAMPS & SEALS INC		\$28.70	2003	GOODS AND SUPPLIES
41058	SMITH RUBBER STAMPS & SEALS INC		\$16.47	2003	GOODS AND SUPPLIES
33992	SMITH RUBBER STAMPS & SEALS INC		\$70.61	2003	GOODS AND SUPPLIES
37304	SMITH RUBBER STAMPS & SEALS INC		\$30.00	2003	GOODS AND SUPPLIES
37808	SMITH RUBBER STAMPS & SEALS INC		\$67.20	2003	GOODS AND SUPPLIES
31061	SMITH RUBBER STAMPS & SEALS INC		\$63.84	2003	GOODS AND SUPPLIES
41285	SMITH RUBBER STAMPS & SEALS INC		\$100.00	2005	GOODS AND SUPPLIES
35081	SMITH RUBBER STAMPS & SEALS INC		\$148.60	2003	GOODS AND SUPPLIES
38984	SMITH RUBBER STAMPS & SEALS INC		\$20.00	2003	GOODS AND SUPPLIES

GOODS AND SERVICES CONTRACTS

Appendix A

PURCHASE ORDER #	VENDOR NAME	ETHNICITY	AWARD AMOUNT	FY	BUSINESS CATEGORY
30363	SMITH RUBBER STAMPS & SEALS INC		\$4.04	2003	GOODS AND SUPPLIES
41288	SMITH RUBBER STAMPS & SEALS INC		\$100.00	2005	GOODS AND SUPPLIES
41740	SMITH RUBBER STAMPS & SEALS INC		\$19.95	2005	GOODS AND SUPPLIES
31350	SMITH RUBBER STAMPS & SEALS INC		\$25.90	2003	GOODS AND SUPPLIES
42058	SMITH RUBBER STAMPS & SEALS INC		\$34.65	2005	GOODS AND SUPPLIES
39680	SMITH RUBBER STAMPS & SEALS INC		\$46.20	2003	GOODS AND SUPPLIES
39076	SMITH RUBBER STAMPS & SEALS INC		\$60.00	2003	GOODS AND SUPPLIES
31772	SMITH RUBBER STAMPS & SEALS INC		\$25.85	2003	GOODS AND SUPPLIES
33600	SMITH RUBBER STAMPS & SEALS INC		\$39.63	2003	GOODS AND SUPPLIES
29201	SMITH RUBBER STAMPS & SEALS INC		\$28.78	2003	GOODS AND SUPPLIES
37244	SMITH RUBBER STAMPS & SEALS INC		\$25.43	2003	GOODS AND SUPPLIES
30786	SMITH RUBBER STAMPS & SEALS INC		\$12.60	2003	GOODS AND SUPPLIES
30961	SMITH RUBBER STAMPS & SEALS INC		\$9.45	2003	GOODS AND SUPPLIES
36941	SMITH RUBBER STAMPS & SEALS INC		\$37.84	2003	GOODS AND SUPPLIES
34747	SMITH RUBBER STAMPS & SEALS INC		\$7.94	2003	GOODS AND SUPPLIES
38041	SMITH RUBBER STAMPS & SEALS INC		\$30.40	2003	GOODS AND SUPPLIES
30048	SMITH RUBBER STAMPS & SEALS INC		\$225.27	2003	GOODS AND SUPPLIES
29908	SMITH RUBBER STAMPS & SEALS INC		\$23.52	2003	GOODS AND SUPPLIES
33976	SMITH RUBBER STAMPS & SEALS INC		\$218.00	2003	GOODS AND SUPPLIES
34151	SMITH RUBBER STAMPS & SEALS INC		\$21.00	2003	GOODS AND SUPPLIES
32709	SMITH RUBBER STAMPS & SEALS INC		\$86.48	2003	GOODS AND SUPPLIES
1480	SMITH RUBBER STAMPS & SEALS INC		\$330.75	2004	GOODS AND SUPPLIES
2531	SMITH RUBBER STAMPS & SEALS INC		\$40.90	2004	GOODS AND SUPPLIES
978	SMITH RUBBER STAMPS & SEALS INC		\$94.50	2004	GOODS AND SUPPLIES
2007	SMITH RUBBER STAMPS & SEALS INC		\$58.28	2004	GOODS AND SUPPLIES
4692	SMITH RUBBER STAMPS & SEALS INC		\$42.00	2004	GOODS AND SUPPLIES
2944	SMITH RUBBER STAMPS & SEALS INC		\$7.36	2004	GOODS AND SUPPLIES
8336	SMITH RUBBER STAMPS & SEALS INC		\$54.19	2004	GOODS AND SUPPLIES
9725	SMITH RUBBER STAMPS & SEALS INC		\$26.88	2004	GOODS AND SUPPLIES
4844	SMITH RUBBER STAMPS & SEALS INC		\$126.08	2004	GOODS AND SUPPLIES
3667	SMITH RUBBER STAMPS & SEALS INC		\$42.00	2004	GOODS AND SUPPLIES
8551	SMITH RUBBER STAMPS & SEALS INC		\$49.56	2004	GOODS AND SUPPLIES
7610	SMITH RUBBER STAMPS & SEALS INC		\$105.00	2004	GOODS AND SUPPLIES
8705	SMITH RUBBER STAMPS & SEALS INC		\$73.50	2004	GOODS AND SUPPLIES

GOODS AND SERVICES CONTRACTS

Appendix A

PURCHASE ORDER #	VENDOR NAME	ETHNICITY	AWARD AMOUNT	FY	BUSINESS CATEGORY
4857	SMITH RUBBER STAMPS & SEALS INC		\$47.88	2004	GOODS AND SUPPLIES
8717	SMITH RUBBER STAMPS & SEALS INC		\$8.40	2004	GOODS AND SUPPLIES
762	SMITH RUBBER STAMPS & SEALS INC		\$1.52	2004	GOODS AND SUPPLIES
4500	SMITH RUBBER STAMPS & SEALS INC		\$52.50	2004	GOODS AND SUPPLIES
9529	SMITH RUBBER STAMPS & SEALS INC		\$400.00	2004	GOODS AND SUPPLIES
3397	SMITH RUBBER STAMPS & SEALS INC		\$26.25	2004	GOODS AND SUPPLIES
11066	SMITH RUBBER STAMPS & SEALS INC		\$36.70	2004	GOODS AND SUPPLIES
205	SMITH RUBBER STAMPS & SEALS INC		\$300.00	2004	GOODS AND SUPPLIES
3180	SMITH RUBBER STAMPS & SEALS INC		\$50.40	2004	GOODS AND SUPPLIES
7213	SMITH RUBBER STAMPS & SEALS INC		\$23.71	2004	GOODS AND SUPPLIES
13273	SMITH RUBBER STAMPS & SEALS INC		\$109.20	2004	GOODS AND SUPPLIES
13557	SMITH RUBBER STAMPS & SEALS INC		\$23.59	2004	GOODS AND SUPPLIES
7173	SMITH RUBBER STAMPS & SEALS INC		\$31.92	2004	GOODS AND SUPPLIES
6466	SMITH RUBBER STAMPS & SEALS INC		\$12.77	2004	GOODS AND SUPPLIES
5145	SMITH RUBBER STAMPS & SEALS INC		\$92.00	2004	GOODS AND SUPPLIES
7506	SMITH RUBBER STAMPS & SEALS INC		\$200.00	2004	GOODS AND SUPPLIES
5505	SMITH RUBBER STAMPS & SEALS INC		\$24.15	2004	GOODS AND SUPPLIES
373	SMITH RUBBER STAMPS & SEALS INC		\$47.48	2004	GOODS AND SUPPLIES
17752	SMITH RUBBER STAMPS & SEALS INC		\$105.00	2005	GOODS AND SUPPLIES
15654	SMITH RUBBER STAMPS & SEALS INC		\$22.79	2005	GOODS AND SUPPLIES
25473	SMITH RUBBER STAMPS & SEALS INC		\$39.90	2005	GOODS AND SUPPLIES
21648	SMITH RUBBER STAMPS & SEALS INC		\$98.49	2005	GOODS AND SUPPLIES
19693	SMITH RUBBER STAMPS & SEALS INC		\$39.90	2005	GOODS AND SUPPLIES
16293	SMITH RUBBER STAMPS & SEALS INC		\$500.00	2005	GOODS AND SUPPLIES
18373	SMITH RUBBER STAMPS & SEALS INC		\$500.00	2005	GOODS AND SUPPLIES
24177	SMITH RUBBER STAMPS & SEALS INC		\$52.50	2005	GOODS AND SUPPLIES
24211	SMITH RUBBER STAMPS & SEALS INC		\$40.74	2005	GOODS AND SUPPLIES
27746	SMITH RUBBER STAMPS & SEALS INC		\$4.73	2003	GOODS AND SUPPLIES
21028	SMITH RUBBER STAMPS & SEALS INC		\$33.60	2005	GOODS AND SUPPLIES
16616	SMITH RUBBER STAMPS & SEALS INC		\$100.00	2005	GOODS AND SUPPLIES
14396	SMITH RUBBER STAMPS & SEALS INC		\$128.63	2004	GOODS AND SUPPLIES
24151	SMITH RUBBER STAMPS & SEALS INC		\$9.24	2005	GOODS AND SUPPLIES
23040	SMITH RUBBER STAMPS & SEALS INC		\$52.50	2005	GOODS AND SUPPLIES
25012	SMITH RUBBER STAMPS & SEALS INC		\$39.90	2005	GOODS AND SUPPLIES

GOODS AND SERVICES CONTRACTS

Appendix A

PURCHASE ORDER #	VENDOR NAME	ETHNICITY	AWARD AMOUNT	FY	BUSINESS CATEGORY
16695	SMITH RUBBER STAMPS & SEALS INC		\$10.50	2005	GOODS AND SUPPLIES
26699	SMITH RUBBER STAMPS & SEALS INC		\$13.86	2005	GOODS AND SUPPLIES
22221	SMITH RUBBER STAMPS & SEALS INC		\$105.00	2005	GOODS AND SUPPLIES
16843	SMITH RUBBER STAMPS & SEALS INC		\$34.65	2005	GOODS AND SUPPLIES
24810	SMITH RUBBER STAMPS & SEALS INC		\$34.65	2005	GOODS AND SUPPLIES
18573	SMITH RUBBER STAMPS & SEALS INC		\$23.52	2005	GOODS AND SUPPLIES
27528	SMITH RUBBER STAMPS & SEALS INC		\$250.00	2005	GOODS AND SUPPLIES
17445	SMITH RUBBER STAMPS & SEALS INC		\$30.00	2005	GOODS AND SUPPLIES
18137	SMITH RUBBER STAMPS & SEALS INC		\$294.32	2005	GOODS AND SUPPLIES
16453	SMITH RUBBER STAMPS & SEALS INC		\$26.25	2005	GOODS AND SUPPLIES
15485	SMITH RUBBER STAMPS & SEALS INC		\$16.80	2005	GOODS AND SUPPLIES
30588	SMITH TURF & IRRIGATION CO		\$261.44	2003	GOODS AND SUPPLIES
35052	SMITH TURF & IRRIGATION CO		\$212.62	2003	GOODS AND SUPPLIES
38031	SMITH TURF & IRRIGATION CO		\$25.35	2003	GOODS AND SUPPLIES
31725	SMITH TURF & IRRIGATION CO		\$143.91	2003	GOODS AND SUPPLIES
30615	SNIDER TIRE INC		\$31,128.74	2003	GOODS AND SUPPLIES
39219	SNIDER TIRE INC		\$937.84	2003	GOODS AND SUPPLIES
42027	SNIDER TIRE INC		\$358.97	2005	GOODS AND SUPPLIES
37236	SNIDER TIRE INC		\$234.56	2003	GOODS AND SUPPLIES
42432	SNIDER TIRE INC		\$468.92	2005	GOODS AND SUPPLIES
29725	SNIDER TIRE INC		\$3,684.86	2003	GOODS AND SUPPLIES
11206	SNIDER TIRE INC		\$350.57	2004	GOODS AND SUPPLIES
7679	SNIDER TIRE INC		\$2,052.16	2004	GOODS AND SUPPLIES
11443	SNIDER TIRE INC		\$207.02	2004	GOODS AND SUPPLIES
5246	SNIDER TIRE INC		\$1,875.68	2004	GOODS AND SUPPLIES
4978	SNIDER TIRE INC		\$366.31	2004	GOODS AND SUPPLIES
811	SNIDER TIRE INC		\$327.08	2004	GOODS AND SUPPLIES
12531	SNIDER TIRE INC		\$94.58	2004	GOODS AND SUPPLIES
15117	SNIDER TIRE INC		\$62,222.95	2005	GOODS AND SUPPLIES
26735	SNIDER TIRE INC		\$7.35	2005	GOODS AND SUPPLIES
20641	SNIDER TIRE INC		\$1,172.30	2005	GOODS AND SUPPLIES
14654	SNIDER TIRE INC		\$323.20	2004	GOODS AND SUPPLIES
25066	SNIDER TIRE INC		\$1,176.80	2005	GOODS AND SUPPLIES
15748	SNIDER TIRE INC		\$1,179.77	2005	GOODS AND SUPPLIES

GOODS AND SERVICES CONTRACTS

Appendix A

PURCHASE ORDER #	VENDOR NAME	ETHNICITY	AWARD AMOUNT	FY	BUSINESS CATEGORY
27319	SNIDER TIRE INC		\$7.35	2005	GOODS AND SUPPLIES
15122	SNIDER TIRE INC		\$50,769.92	2004	GOODS AND SUPPLIES
27728	SNIDER TIRE INC		\$413.70	2003	GOODS AND SUPPLIES
24672	SNIDER TIRE INC		\$1,958.61	2005	GOODS AND SUPPLIES
19747	SNIDER TIRE INC		\$297.51	2005	GOODS AND SUPPLIES
19508	SNIDER TIRE INC		\$479.75	2005	GOODS AND SUPPLIES
28832	SNIDER TIRE INC		\$37,610.00	2003	GOODS AND SUPPLIES
32887	SNYDER CORP		\$77.11	2003	GOODS AND SUPPLIES
10916	SNYDER CORP		\$215.15	2004	GOODS AND SUPPLIES
6567	SNYDER CORP		\$283.13	2004	GOODS AND SUPPLIES
4780	SNYDER CORP		\$51.58	2004	GOODS AND SUPPLIES
6859	SOLUTION SERVICES		\$5,676.30	2004	GOODS AND SUPPLIES
34990	SONIC NEWSOME CHEVEROLET		\$5,002.70	2003	GOODS AND SUPPLIES
29535	SONIC NEWSOME CHEVEROLET		\$4,818.66	2003	GOODS AND SUPPLIES
31748	SONIC NEWSOME CHEVEROLET		\$4,893.78	2003	GOODS AND SUPPLIES
29814	SONIC NEWSOME CHEVEROLET		\$85.81	2003	GOODS AND SUPPLIES
39608	SONIC NEWSOME CHEVEROLET		\$1,214.34	2003	GOODS AND SUPPLIES
445	SONIC NEWSOME CHEVEROLET		\$4,200.00	2004	GOODS AND SUPPLIES
27967	SONIC NEWSOME CHEVEROLET		\$116.94	2003	GOODS AND SUPPLIES
35823	SOUND & IMAGES INC		\$794.84	2003	GOODS AND SUPPLIES
35952	SOUND & IMAGES INC		\$1,165.03	2003	GOODS AND SUPPLIES
6189	SOUND & IMAGES INC		\$649.46	2004	GOODS AND SUPPLIES
8757	SOUND & IMAGES INC		\$656.13	2004	GOODS AND SUPPLIES
21304	SOUND & IMAGES INC		\$259.35	2005	GOODS AND SUPPLIES
33619	SOUTHEAST INDUSTRIAL EQUIPMENT		\$30.99	2003	GOODS AND SUPPLIES
27300	SOUTHEAST INDUSTRIAL EQUIPMENT		\$68.95	2005	GOODS AND SUPPLIES
42262	SOUTHEASTERN AUTOMOTIVE INC		\$94.86	2005	GOODS AND SUPPLIES
13204	SOUTHEASTERN AUTOMOTIVE INC		\$125.00	2004	GOODS AND SUPPLIES
23950	SOUTHEASTERN AUTOMOTIVE INC		\$135.00	2005	GOODS AND SUPPLIES
21906	SOUTHEASTERN AUTOMOTIVE INC		\$105.61	2005	GOODS AND SUPPLIES
15548	SOUTHEASTERN AUTOMOTIVE INC		\$122.00	2005	GOODS AND SUPPLIES
14236	SOUTHEASTERN AUTOMOTIVE INC		\$131.25	2004	GOODS AND SUPPLIES
23406	SOUTHEASTERN AUTOMOTIVE INC		\$184.99	2005	GOODS AND SUPPLIES
21992	SOUTHEASTERN AUTOMOTIVE INC		\$162.00	2005	GOODS AND SUPPLIES

GOODS AND SERVICES CONTRACTS

Appendix A

PURCHASE ORDER #	VENDOR NAME	ETHNICITY	AWARD AMOUNT	FY	BUSINESS CATEGORY
20404	SOUTHEASTERN AUTOMOTIVE INC		\$88.50	2005	GOODS AND SUPPLIES
20642	SOUTHEASTERN AUTOMOTIVE INC		\$88.49	2005	GOODS AND SUPPLIES
22178	SOUTHEASTERN AUTOMOTIVE INC		\$104.65	2005	GOODS AND SUPPLIES
25119	SOUTHEASTERN AUTOMOTIVE INC		\$262.08	2005	GOODS AND SUPPLIES
14621	SOUTHEASTERN AUTOMOTIVE INC		\$157.50	2004	GOODS AND SUPPLIES
22628	SOUTHEASTERN AUTOMOTIVE INC		\$128.54	2005	GOODS AND SUPPLIES
31899	SOUTHEASTERN CONCRETE PRODUCTS CO INC		\$200.55	2003	GOODS AND SUPPLIES
33559	SOUTHEASTERN CONCRETE PRODUCTS CO INC		\$901.74	2003	GOODS AND SUPPLIES
31920	SOUTHEASTERN CONCRETE PRODUCTS CO INC		\$107.42	2003	GOODS AND SUPPLIES
41667	SOUTHEASTERN CONCRETE PRODUCTS CO INC		\$500.00	2003	GOODS AND SUPPLIES
39057	SOUTHEASTERN CONCRETE PRODUCTS CO INC		\$106.72	2003	GOODS AND SUPPLIES
30774	SOUTHEASTERN CONCRETE PRODUCTS CO INC		\$115.92	2003	GOODS AND SUPPLIES
30965	SOUTHEASTERN CONCRETE PRODUCTS CO INC		\$266.38	2003	GOODS AND SUPPLIES
41262	SOUTHEASTERN CONCRETE PRODUCTS CO INC		\$900.00	2005	GOODS AND SUPPLIES
31843	SOUTHEASTERN CONCRETE PRODUCTS CO INC		\$449.50	2003	GOODS AND SUPPLIES
33254	SOUTHEASTERN CONCRETE PRODUCTS CO INC		\$1,167.94	2003	GOODS AND SUPPLIES
33719	SOUTHEASTERN CONCRETE PRODUCTS CO INC		\$535.76	2003	GOODS AND SUPPLIES
33278	SOUTHEASTERN CONCRETE PRODUCTS CO INC		\$893.17	2003	GOODS AND SUPPLIES
9460	SOUTHEASTERN CONCRETE PRODUCTS CO INC		\$222.71	2004	GOODS AND SUPPLIES
6426	SOUTHEASTERN CONCRETE PRODUCTS CO INC		\$1,691.43	2004	GOODS AND SUPPLIES
655	SOUTHEASTERN CONCRETE PRODUCTS CO INC		\$231.84	2004	GOODS AND SUPPLIES
656	SOUTHEASTERN CONCRETE PRODUCTS CO INC		\$112.91	2004	GOODS AND SUPPLIES
7487	SOUTHEASTERN CONCRETE PRODUCTS CO INC		\$300.00	2004	GOODS AND SUPPLIES
9853	SOUTHEASTERN CONCRETE PRODUCTS CO INC		\$123.00	2004	GOODS AND SUPPLIES
8135	SOUTHEASTERN CONCRETE PRODUCTS CO INC		\$445.28	2004	GOODS AND SUPPLIES
6079	SOUTHEASTERN CONCRETE PRODUCTS CO INC		\$695.52	2004	GOODS AND SUPPLIES
10312	SOUTHEASTERN CONCRETE PRODUCTS CO INC		\$2,371.01	2004	GOODS AND SUPPLIES
10491	SOUTHEASTERN CONCRETE PRODUCTS CO INC		\$230.00	2004	GOODS AND SUPPLIES
3768	SOUTHEASTERN CONCRETE PRODUCTS CO INC		\$203.28	2004	GOODS AND SUPPLIES
2598	SOUTHEASTERN CONCRETE PRODUCTS CO INC		\$665.78	2004	GOODS AND SUPPLIES
12250	SOUTHEASTERN CONCRETE PRODUCTS CO INC		\$976.00	2004	GOODS AND SUPPLIES
23529	SOUTHEASTERN CONCRETE PRODUCTS CO INC		\$678.04	2005	GOODS AND SUPPLIES
18717	SOUTHEASTERN CONCRETE PRODUCTS CO INC		\$1,717.65	2005	GOODS AND SUPPLIES
27909	SOUTHEASTERN CONCRETE PRODUCTS CO INC		\$338.56	2003	GOODS AND SUPPLIES

GOODS AND SERVICES CONTRACTS

Appendix A

PURCHASE ORDER #	VENDOR NAME	ETHNICITY	AWARD AMOUNT	FY	BUSINESS CATEGORY
26807	SOUTHEASTERN CONCRETE PRODUCTS CO INC		\$3,648.73	2005	GOODS AND SUPPLIES
27890	SOUTHEASTERN CONCRETE PRODUCTS CO INC		\$7,202.70	2003	GOODS AND SUPPLIES
24852	SOUTHEASTERN CONCRETE PRODUCTS CO INC		\$450.00	2005	GOODS AND SUPPLIES
15216	SOUTHEASTERN CONCRETE PRODUCTS CO INC		\$4,725.00	2005	GOODS AND SUPPLIES
23682	SOUTHEASTERN CONCRETE PRODUCTS CO INC		\$954.77	2005	GOODS AND SUPPLIES
17992	SOUTHEASTERN CONCRETE PRODUCTS CO INC		\$273.47	2005	GOODS AND SUPPLIES
24481	SOUTHEASTERN CONCRETE PRODUCTS CO INC		\$12,623.00	2005	GOODS AND SUPPLIES
15760	SOUTHEASTERN CONCRETE PRODUCTS CO INC		\$116.46	2005	GOODS AND SUPPLIES
26933	SOUTHEASTERN CONCRETE PRODUCTS CO INC		\$500.00	2005	GOODS AND SUPPLIES
20015	SOUTHEASTERN CONCRETE PRODUCTS CO INC		\$237.67	2005	GOODS AND SUPPLIES
21548	SOUTHEASTERN CONCRETE PRODUCTS CO INC		\$1,732.12	2005	GOODS AND SUPPLIES
39258	SOUTHEASTERN EQUIPMENT & SUPPLY INC		\$136.35	2003	GOODS AND SUPPLIES
38609	SOUTHEASTERN EQUIPMENT & SUPPLY INC		\$98.87	2003	GOODS AND SUPPLIES
3666	SOUTHEASTERN EQUIPMENT & SUPPLY INC		\$46.33	2004	GOODS AND SUPPLIES
5085	SOUTHEASTERN EQUIPMENT & SUPPLY INC		\$37.99	2004	GOODS AND SUPPLIES
5005	SOUTHEASTERN EQUIPMENT & SUPPLY INC		\$117.00	2004	GOODS AND SUPPLIES
20417	SOUTHEASTERN EQUIPMENT & SUPPLY INC		\$178.25	2005	GOODS AND SUPPLIES
24958	SOUTHEASTERN EQUIPMENT & SUPPLY INC		\$460.65	2005	GOODS AND SUPPLIES
23061	SOUTHEASTERN EQUIPMENT & SUPPLY INC		\$178.25	2005	GOODS AND SUPPLIES
19826	SOUTHEASTERN FLOAT CO INC		\$250.00	2005	GOODS AND SUPPLIES
32235	SOUTHEASTERN FREIGHT LINES INC		\$58.52	2003	GOODS AND SUPPLIES
30132	SOUTHEASTERN FREIGHT LINES INC		\$340.34	2003	GOODS AND SUPPLIES
41857	SOUTHEASTERN FREIGHT LINES INC		\$1,325.96	2005	GOODS AND SUPPLIES
38800	SOUTHEASTERN FREIGHT LINES INC		\$86.41	2003	GOODS AND SUPPLIES
41902	SOUTHEASTERN FREIGHT LINES INC		\$45.94	2005	GOODS AND SUPPLIES
5073	SOUTHEASTERN FREIGHT LINES INC		\$91.49	2004	GOODS AND SUPPLIES
21883	SOUTHEASTERN FREIGHT LINES INC		\$406.25	2005	GOODS AND SUPPLIES
20535	SOUTHEASTERN FREIGHT LINES INC		\$1,150.89	2005	GOODS AND SUPPLIES
18677	SOUTHEASTERN FREIGHT LINES INC		\$838.57	2005	GOODS AND SUPPLIES
16212	SOUTHEASTERN FREIGHT LINES INC		\$245.29	2005	GOODS AND SUPPLIES
29271	SOUTHEASTERN SAFETY SUPPLIES INC		\$173.25	2003	GOODS AND SUPPLIES
36611	SOUTHEASTERN SAFETY SUPPLIES INC		\$221.08	2003	GOODS AND SUPPLIES
29709	SOUTHEASTERN SAFETY SUPPLIES INC		\$262.00	2003	GOODS AND SUPPLIES
37824	SOUTHEASTERN SAFETY SUPPLIES INC		\$110.46	2003	GOODS AND SUPPLIES

GOODS AND SERVICES CONTRACTS

Appendix A

PURCHASE ORDER #	VENDOR NAME	ETHNICITY	AWARD AMOUNT	FY	BUSINESS CATEGORY
21940	SOUTHEASTERN SAFETY SUPPLIES INC		\$420.00	2005	GOODS AND SUPPLIES
28538	SOUTHEASTERN SAFETY SUPPLIES INC		\$6,405.00	2003	GOODS AND SUPPLIES
21772	SOUTHEASTERN SAFETY SUPPLIES INC		\$723.24	2005	GOODS AND SUPPLIES
29100	SOUTHEASTERN TELECOM INC		\$527.56	2003	GOODS AND SUPPLIES
13784	SOUTHEASTERN TELECOM INC		\$114.50	2004	GOODS AND SUPPLIES
4948	SOUTHEASTERN TELECOM INC		\$114.50	2004	GOODS AND SUPPLIES
41550	SOUTHERN BUSINESS SYSTEMS INC		\$1,073.10	2005	GOODS AND SUPPLIES
6412	SOUTHERN BUSINESS SYSTEMS INC		\$8,111.25	2004	GOODS AND SUPPLIES
4678	SOUTHERN BUSINESS SYSTEMS INC		\$8,111.25	2004	GOODS AND SUPPLIES
18440	SOUTHERN BUSINESS SYSTEMS INC		\$1,073.10	2005	GOODS AND SUPPLIES
25196	SOUTHERN EQUIPMENT FABRICATORS INC		\$3,287.00	2005	GOODS AND SUPPLIES
39817	SOUTHERN GLASS & PLASTICS		\$551.50	2003	GOODS AND SUPPLIES
6677	SOUTHERN GLASS & PLASTICS		\$89.25	2004	GOODS AND SUPPLIES
22497	SOUTHERN GLASS & PLASTICS		\$389.40	2005	GOODS AND SUPPLIES
40429	SOUTHERN LUBRICANTS INC		\$5,331.50	2003	GOODS AND SUPPLIES
41725	SOUTHERN LUBRICANTS INC		\$218.32	2005	GOODS AND SUPPLIES
37189	SOUTHERN LUBRICANTS INC		\$29.46	2003	GOODS AND SUPPLIES
38577	SOUTHERN LUBRICANTS INC		\$1,163.65	2003	GOODS AND SUPPLIES
35900	SOUTHERN LUBRICANTS INC		\$583.80	2003	GOODS AND SUPPLIES
33487	SOUTHERN LUBRICANTS INC		\$5,160.00	2003	GOODS AND SUPPLIES
42266	SOUTHERN LUBRICANTS INC		\$829.27	2005	GOODS AND SUPPLIES
37234	SOUTHERN LUBRICANTS INC		\$2,192.26	2003	GOODS AND SUPPLIES
30371	SOUTHERN LUBRICANTS INC		\$39.51	2003	GOODS AND SUPPLIES
35987	SOUTHERN LUBRICANTS INC		\$398.57	2003	GOODS AND SUPPLIES
30370	SOUTHERN LUBRICANTS INC		\$691.17	2003	GOODS AND SUPPLIES
33611	SOUTHERN LUBRICANTS INC		\$141.75	2003	GOODS AND SUPPLIES
30828	SOUTHERN LUBRICANTS INC		\$1,807.53	2003	GOODS AND SUPPLIES
34960	SOUTHERN LUBRICANTS INC		\$748.43	2003	GOODS AND SUPPLIES
42112	SOUTHERN LUBRICANTS INC		\$185.38	2005	GOODS AND SUPPLIES
31944	SOUTHERN LUBRICANTS INC		\$175.33	2003	GOODS AND SUPPLIES
38775	SOUTHERN LUBRICANTS INC		\$520.51	2003	GOODS AND SUPPLIES
40176	SOUTHERN LUBRICANTS INC		\$510.71	2003	GOODS AND SUPPLIES
37596	SOUTHERN LUBRICANTS INC		\$190.58	2003	GOODS AND SUPPLIES
36635	SOUTHERN LUBRICANTS INC		\$810.23	2003	GOODS AND SUPPLIES

GOODS AND SERVICES CONTRACTS

Appendix A

PURCHASE ORDER #	VENDOR NAME	ETHNICITY	AWARD AMOUNT	FY	BUSINESS CATEGORY
31790	SOUTHERN LUBRICANTS INC		\$15.25	2003	GOODS AND SUPPLIES
37844	SOUTHERN LUBRICANTS INC		\$1,322.70	2003	GOODS AND SUPPLIES
39538	SOUTHERN LUBRICANTS INC		\$31.67	2003	GOODS AND SUPPLIES
29545	SOUTHERN LUBRICANTS INC		\$315.43	2003	GOODS AND SUPPLIES
32954	SOUTHERN LUBRICANTS INC		\$1,047.63	2003	GOODS AND SUPPLIES
30721	SOUTHERN LUBRICANTS INC		\$154.60	2003	GOODS AND SUPPLIES
41862	SOUTHERN LUBRICANTS INC		\$272.78	2005	GOODS AND SUPPLIES
31288	SOUTHERN LUBRICANTS INC		\$283.32	2003	GOODS AND SUPPLIES
39191	SOUTHERN LUBRICANTS INC		\$735.76	2003	GOODS AND SUPPLIES
33301	SOUTHERN LUBRICANTS INC		\$656.74	2003	GOODS AND SUPPLIES
32455	SOUTHERN LUBRICANTS INC		\$343.44	2003	GOODS AND SUPPLIES
35334	SOUTHERN LUBRICANTS INC		\$912.24	2003	GOODS AND SUPPLIES
33818	SOUTHERN LUBRICANTS INC		\$152.46	2003	GOODS AND SUPPLIES
32454	SOUTHERN LUBRICANTS INC		\$172.73	2003	GOODS AND SUPPLIES
40212	SOUTHERN LUBRICANTS INC		\$243.14	2003	GOODS AND SUPPLIES
12299	SOUTHERN LUBRICANTS INC		\$1,123.10	2004	GOODS AND SUPPLIES
11332	SOUTHERN LUBRICANTS INC		\$1,131.73	2004	GOODS AND SUPPLIES
12667	SOUTHERN LUBRICANTS INC		\$3,120.90	2004	GOODS AND SUPPLIES
9499	SOUTHERN LUBRICANTS INC		\$190.58	2004	GOODS AND SUPPLIES
7813	SOUTHERN LUBRICANTS INC		\$813.54	2004	GOODS AND SUPPLIES
11333	SOUTHERN LUBRICANTS INC		\$220.95	2004	GOODS AND SUPPLIES
7315	SOUTHERN LUBRICANTS INC		\$1,473.52	2004	GOODS AND SUPPLIES
9423	SOUTHERN LUBRICANTS INC		\$661.41	2004	GOODS AND SUPPLIES
2356	SOUTHERN LUBRICANTS INC		\$30.45	2004	GOODS AND SUPPLIES
11699	SOUTHERN LUBRICANTS INC		\$205.79	2004	GOODS AND SUPPLIES
13251	SOUTHERN LUBRICANTS INC		\$183.75	2004	GOODS AND SUPPLIES
7105	SOUTHERN LUBRICANTS INC		\$499.26	2004	GOODS AND SUPPLIES
8771	SOUTHERN LUBRICANTS INC		\$1,184.93	2004	GOODS AND SUPPLIES
7314	SOUTHERN LUBRICANTS INC		\$25.20	2004	GOODS AND SUPPLIES
8578	SOUTHERN LUBRICANTS INC		\$4,847.18	2004	GOODS AND SUPPLIES
7085	SOUTHERN LUBRICANTS INC		\$823.86	2004	GOODS AND SUPPLIES
7560	SOUTHERN LUBRICANTS INC		\$2,322.50	2004	GOODS AND SUPPLIES
4767	SOUTHERN LUBRICANTS INC		\$358.54	2004	GOODS AND SUPPLIES
4985	SOUTHERN LUBRICANTS INC		\$675.45	2004	GOODS AND SUPPLIES

GOODS AND SERVICES CONTRACTS

Appendix A

PURCHASE ORDER #	VENDOR NAME	ETHNICITY	AWARD AMOUNT	FY	BUSINESS CATEGORY
11438	SOUTHERN LUBRICANTS INC		\$183.75	2004	GOODS AND SUPPLIES
6125	SOUTHERN LUBRICANTS INC		\$200.11	2004	GOODS AND SUPPLIES
10784	SOUTHERN LUBRICANTS INC		\$42.00	2004	GOODS AND SUPPLIES
3663	SOUTHERN LUBRICANTS INC		\$190.58	2004	GOODS AND SUPPLIES
815	SOUTHERN LUBRICANTS INC		\$1,081.47	2004	GOODS AND SUPPLIES
3709	SOUTHERN LUBRICANTS INC		\$1,154.06	2004	GOODS AND SUPPLIES
10647	SOUTHERN LUBRICANTS INC		\$5,217.22	2004	GOODS AND SUPPLIES
5891	SOUTHERN LUBRICANTS INC		\$320.81	2004	GOODS AND SUPPLIES
10645	SOUTHERN LUBRICANTS INC		\$915.01	2004	GOODS AND SUPPLIES
5893	SOUTHERN LUBRICANTS INC		\$1,009.26	2004	GOODS AND SUPPLIES
2655	SOUTHERN LUBRICANTS INC		\$190.58	2004	GOODS AND SUPPLIES
5642	SOUTHERN LUBRICANTS INC		\$190.58	2004	GOODS AND SUPPLIES
820	SOUTHERN LUBRICANTS INC		\$1,189.00	2004	GOODS AND SUPPLIES
10176	SOUTHERN LUBRICANTS INC		\$181.74	2004	GOODS AND SUPPLIES
5234	SOUTHERN LUBRICANTS INC		\$172.17	2004	GOODS AND SUPPLIES
1646	SOUTHERN LUBRICANTS INC		\$1,248.45	2004	GOODS AND SUPPLIES
9944	SOUTHERN LUBRICANTS INC		\$1,780.15	2004	GOODS AND SUPPLIES
13802	SOUTHERN LUBRICANTS INC		\$348.65	2004	GOODS AND SUPPLIES
10256	SOUTHERN LUBRICANTS INC		\$485.28	2004	GOODS AND SUPPLIES
3991	SOUTHERN LUBRICANTS INC		\$30.45	2004	GOODS AND SUPPLIES
2665	SOUTHERN LUBRICANTS INC		\$336.85	2004	GOODS AND SUPPLIES
11004	SOUTHERN LUBRICANTS INC		\$362.54	2004	GOODS AND SUPPLIES
18850	SOUTHERN LUBRICANTS INC		\$1,047.11	2005	GOODS AND SUPPLIES
21847	SOUTHERN LUBRICANTS INC		\$270.50	2005	GOODS AND SUPPLIES
20563	SOUTHERN LUBRICANTS INC		\$424.77	2005	GOODS AND SUPPLIES
23424	SOUTHERN LUBRICANTS INC		\$685.40	2005	GOODS AND SUPPLIES
27129	SOUTHERN LUBRICANTS INC		\$416.22	2005	GOODS AND SUPPLIES
20121	SOUTHERN LUBRICANTS INC		\$1,594.24	2005	GOODS AND SUPPLIES
25738	SOUTHERN LUBRICANTS INC		\$228.47	2005	GOODS AND SUPPLIES
14220	SOUTHERN LUBRICANTS INC		\$64.57	2004	GOODS AND SUPPLIES
25732	SOUTHERN LUBRICANTS INC		\$247.97	2005	GOODS AND SUPPLIES
14715	SOUTHERN LUBRICANTS INC		\$2,785.76	2005	GOODS AND SUPPLIES
23500	SOUTHERN LUBRICANTS INC		\$550.58	2005	GOODS AND SUPPLIES
20649	SOUTHERN LUBRICANTS INC		\$221.12	2005	GOODS AND SUPPLIES

GOODS AND SERVICES CONTRACTS

Appendix A

PURCHASE ORDER #	VENDOR NAME	ETHNICITY	AWARD AMOUNT	FY	BUSINESS CATEGORY
26885	SOUTHERN LUBRICANTS INC		\$1,111.74	2005	GOODS AND SUPPLIES
15554	SOUTHERN LUBRICANTS INC		\$58.75	2005	GOODS AND SUPPLIES
19942	SOUTHERN LUBRICANTS INC		\$1,324.72	2005	GOODS AND SUPPLIES
15756	SOUTHERN LUBRICANTS INC		\$143.28	2005	GOODS AND SUPPLIES
22420	SOUTHERN LUBRICANTS INC		\$9,658.50	2005	GOODS AND SUPPLIES
23013	SOUTHERN LUBRICANTS INC		\$717.01	2005	GOODS AND SUPPLIES
21868	SOUTHERN LUBRICANTS INC		\$775.95	2005	GOODS AND SUPPLIES
26410	SOUTHERN LUBRICANTS INC		\$941.98	2005	GOODS AND SUPPLIES
20265	SOUTHERN LUBRICANTS INC		\$448.94	2005	GOODS AND SUPPLIES
15908	SOUTHERN LUBRICANTS INC		\$661.96	2005	GOODS AND SUPPLIES
22106	SOUTHERN LUBRICANTS INC		\$1,771.25	2005	GOODS AND SUPPLIES
15016	SOUTHERN LUBRICANTS INC		\$2,180.81	2005	GOODS AND SUPPLIES
22667	SOUTHERN LUBRICANTS INC		\$5,207.30	2005	GOODS AND SUPPLIES
15750	SOUTHERN LUBRICANTS INC		\$1,376.91	2005	GOODS AND SUPPLIES
18327	SOUTHERN LUBRICANTS INC		\$195.83	2005	GOODS AND SUPPLIES
15758	SOUTHERN LUBRICANTS INC		\$361.45	2005	GOODS AND SUPPLIES
15749	SOUTHERN LUBRICANTS INC		\$996.18	2005	GOODS AND SUPPLIES
17787	SOUTHERN LUBRICANTS INC		\$1,231.97	2005	GOODS AND SUPPLIES
16851	SOUTHERN LUBRICANTS INC		\$1,329.83	2005	GOODS AND SUPPLIES
24572	SOUTHERN LUBRICANTS INC		\$123.21	2005	GOODS AND SUPPLIES
25502	SOUTHERN LUBRICANTS INC		\$113.62	2005	GOODS AND SUPPLIES
16129	SOUTHERN LUBRICANTS INC		\$2,100.00	2005	GOODS AND SUPPLIES
21196	SOUTHERN LUBRICANTS INC		\$195.83	2005	GOODS AND SUPPLIES
24373	SOUTHERN LUBRICANTS INC		\$31.67	2005	GOODS AND SUPPLIES
25326	SOUTHERN LUBRICANTS INC		\$205.62	2005	GOODS AND SUPPLIES
24297	SOUTHERN LUBRICANTS INC		\$298.09	2005	GOODS AND SUPPLIES
25669	SOUTHERN LUBRICANTS INC		\$5,250.00	2005	GOODS AND SUPPLIES
20972	SOUTHERN LUBRICANTS INC		\$520.02	2005	GOODS AND SUPPLIES
19090	SOUTHERN LUBRICANTS INC		\$195.83	2005	GOODS AND SUPPLIES
17298	SOUTHERN LUBRICANTS INC		\$1,752.60	2005	GOODS AND SUPPLIES
16598	SOUTHERN LUBRICANTS INC		\$1,323.93	2005	GOODS AND SUPPLIES
19448	SOUTHERN LUBRICANTS INC		\$199.00	2005	GOODS AND SUPPLIES
10387	SOUTHERN POTTERY WORKCENTER &		\$897.50	2004	GOODS AND SUPPLIES
33841	SOUTHERN PUMP & TANK CO		\$23.28	2003	GOODS AND SUPPLIES

GOODS AND SERVICES CONTRACTS

Appendix A

PURCHASE ORDER #	VENDOR NAME	ETHNICITY	AWARD AMOUNT	FY	BUSINESS CATEGORY
29750	SOUTHERN PUMP & TANK CO		\$71.14	2003	GOODS AND SUPPLIES
39586	SOUTHERN PUMP & TANK CO		\$271.46	2003	GOODS AND SUPPLIES
40175	SOUTHERN PUMP & TANK CO		\$264.61	2003	GOODS AND SUPPLIES
42118	SOUTHERN PUMP & TANK CO		\$120.40	2005	GOODS AND SUPPLIES
38561	SOUTHERN PUMP & TANK CO		\$22.94	2003	GOODS AND SUPPLIES
455	SOUTHERN PUMP & TANK CO		\$106.81	2004	GOODS AND SUPPLIES
443	SOUTHERN PUMP & TANK CO		\$106.81	2004	GOODS AND SUPPLIES
11279	SOUTHERN PUMP & TANK CO		\$101.27	2004	GOODS AND SUPPLIES
8660	SOUTHERN PUMP & TANK CO		\$311.85	2004	GOODS AND SUPPLIES
27124	SOUTHERN PUMP & TANK CO		\$153.30	2005	GOODS AND SUPPLIES
22636	SOUTHERN PUMP & TANK CO		\$159.39	2005	GOODS AND SUPPLIES
21518	SOUTHERN PUMP & TANK CO		\$189.56	2005	GOODS AND SUPPLIES
21867	SOUTHERN PUMP & TANK CO		\$992.88	2005	GOODS AND SUPPLIES
14151	SOUTHERN PUMP & TANK CO		\$645.75	2004	GOODS AND SUPPLIES
20372	SOUTHERN PUMP & TANK CO		\$29.69	2005	GOODS AND SUPPLIES
19799	SOUTHERN PUMP & TANK CO		\$159.51	2005	GOODS AND SUPPLIES
26571	SOUTHERN PUMP & TANK CO		\$208.20	2005	GOODS AND SUPPLIES
34816	SOUTHERN VISTAS INC	NONMINORITY MALE	\$8,038.50	2003	GOODS AND SUPPLIES
37077	SOUTHERN VISTAS INC	NONMINORITY MALE	\$11,938.50	2003	GOODS AND SUPPLIES
25931	SOUTHERN VISTAS INC	NONMINORITY MALE	\$4,114.50	2005	GOODS AND SUPPLIES
22231	SOUTHLAND EQUIPMENT SERVICES INC		\$190.64	2005	GOODS AND SUPPLIES
17154	SOUTHWAY CRANE & RIGGING COLUMBIA LLC		\$2,100.00	2005	GOODS AND SUPPLIES
38089	SOX FENCE & SUPPLY CO INC		\$937.82	2003	GOODS AND SUPPLIES
38197	SOX FENCE & SUPPLY CO INC		\$447.56	2003	GOODS AND SUPPLIES
6088	SOX FENCE & SUPPLY CO INC		\$96.19	2004	GOODS AND SUPPLIES
5803	SOX FENCE & SUPPLY CO INC		\$179.00	2004	GOODS AND SUPPLIES
3105	SOX FENCE & SUPPLY CO INC		\$120.07	2004	GOODS AND SUPPLIES
10833	SOX FENCE & SUPPLY CO INC		\$452.81	2004	GOODS AND SUPPLIES
3520	SOX FENCE & SUPPLY CO INC		\$2,500.00	2004	GOODS AND SUPPLIES
4825	SOX FENCE & SUPPLY CO INC		\$443.94	2004	GOODS AND SUPPLIES
10669	SOX FENCE & SUPPLY CO INC		\$475.45	2004	GOODS AND SUPPLIES
2437	SOX FENCE & SUPPLY CO INC		\$1,139.25	2004	GOODS AND SUPPLIES
10503	SOX FENCE & SUPPLY CO INC		\$1,982.66	2004	GOODS AND SUPPLIES
19057	SOX FENCE & SUPPLY CO INC		\$472.50	2005	GOODS AND SUPPLIES

GOODS AND SERVICES CONTRACTS

Appendix A

PURCHASE ORDER #	VENDOR NAME	ETHNICITY	AWARD AMOUNT	FY	BUSINESS CATEGORY
17954	SOX FENCE & SUPPLY CO INC		\$1,919.40	2005	GOODS AND SUPPLIES
17737	SOX FENCE & SUPPLY CO INC		\$585.49	2005	GOODS AND SUPPLIES
25292	SOX FENCE & SUPPLY CO INC		\$2,625.00	2005	GOODS AND SUPPLIES
17563	SOX FENCE & SUPPLY CO INC		\$200.00	2005	GOODS AND SUPPLIES
11764	SPARKS, BARRY		\$6,254.43	2004	GOODS AND SUPPLIES
36838	SPECTRA TRUE COLOUR		\$394.80	2003	GOODS AND SUPPLIES
37399	SPECTRA TRUE COLOUR		\$557.55	2003	GOODS AND SUPPLIES
39235	SPECTRUM UNLIMITED		\$152.00	2003	GOODS AND SUPPLIES
42068	SPENCER TROPHY CO		\$1,387.69	2005	GOODS AND SUPPLIES
6935	SPENCER TROPHY CO		\$189.00	2004	GOODS AND SUPPLIES
13386	SPENCER TROPHY CO		\$142.80	2004	GOODS AND SUPPLIES
9655	SPENCER TROPHY CO		\$63.00	2004	GOODS AND SUPPLIES
13384	SPENCER TROPHY CO		\$1,067.30	2004	GOODS AND SUPPLIES
5975	SPENCER TROPHY CO		\$462.00	2004	GOODS AND SUPPLIES
8715	SPENCER TROPHY CO		\$246.65	2004	GOODS AND SUPPLIES
4998	SPENCER TROPHY CO		\$1,057.66	2004	GOODS AND SUPPLIES
6931	SPENCER TROPHY CO		\$438.50	2004	GOODS AND SUPPLIES
26831	SPENCER TROPHY CO		\$251.21	2005	GOODS AND SUPPLIES
22502	SPENCER TROPHY CO		\$242.24	2005	GOODS AND SUPPLIES
20862	SPENCER TROPHY CO		\$190.46	2005	GOODS AND SUPPLIES
16555	SPENCER TROPHY CO		\$346.40	2005	GOODS AND SUPPLIES
16836	SPENCER TROPHY CO		\$42.00	2005	GOODS AND SUPPLIES
24228	SPENCER TROPHY CO		\$100.80	2005	GOODS AND SUPPLIES
19876	SPENCER TROPHY CO		\$896.12	2005	GOODS AND SUPPLIES
17199	SPIRIT TELECOM		\$20.13	2005	GOODS AND SUPPLIES
29021	SPORT TOOL & WAREHOUSE INC		\$40.89	2003	GOODS AND SUPPLIES
40260	SPORTS TROPHIES		\$1,300.00	2003	GOODS AND SUPPLIES
34671	SPORTS TROPHIES		\$182.70	2003	GOODS AND SUPPLIES
31531	STANDARD DISTRIBUTORS INC		\$170.73	2003	GOODS AND SUPPLIES
31532	STANDARD DISTRIBUTORS INC		\$327.60	2003	GOODS AND SUPPLIES
38809	STANDARD DISTRIBUTORS INC		\$791.28	2003	GOODS AND SUPPLIES
33220	STANDARD DISTRIBUTORS INC		\$80.14	2003	GOODS AND SUPPLIES
30688	STANDARD DISTRIBUTORS INC		\$57.38	2003	GOODS AND SUPPLIES
31473	STANDARD DISTRIBUTORS INC		\$5,199.38	2003	GOODS AND SUPPLIES

GOODS AND SERVICES CONTRACTS

Appendix A

PURCHASE ORDER #	VENDOR NAME	ETHNICITY	AWARD AMOUNT	FY	BUSINESS CATEGORY
9783	STANDARD DISTRIBUTORS INC		\$82.66	2004	GOODS AND SUPPLIES
3306	STANDARD DISTRIBUTORS INC		\$300.00	2004	GOODS AND SUPPLIES
10882	STANDARD DISTRIBUTORS INC		\$132.36	2004	GOODS AND SUPPLIES
29020	STANDARD DISTRIBUTORS INC		\$124.08	2003	GOODS AND SUPPLIES
17654	STANDARD DISTRIBUTORS INC		\$6.41	2005	GOODS AND SUPPLIES
27393	STANICK SHEET METAL & ROOFING INC		\$9,680.00	2005	GOODS AND SUPPLIES
14194	STATEGIC INTEGRATED TECHNOLOGY		\$215.25	2004	GOODS AND SUPPLIES
37946	STERLING ENTERPRISES		\$1,500.00	2003	GOODS AND SUPPLIES
30037	STIER SUPPLY CO INC		\$150.57	2003	GOODS AND SUPPLIES
38686	STIER SUPPLY CO INC		\$110.87	2003	GOODS AND SUPPLIES
30027	STIER SUPPLY CO INC		\$55.48	2003	GOODS AND SUPPLIES
35483	STIER SUPPLY CO INC		\$30.03	2003	GOODS AND SUPPLIES
32720	STIER SUPPLY CO INC		\$57.75	2003	GOODS AND SUPPLIES
32799	STIER SUPPLY CO INC		\$34.35	2003	GOODS AND SUPPLIES
33252	STIER SUPPLY CO INC		\$23.52	2003	GOODS AND SUPPLIES
5103	STIER SUPPLY CO INC		\$14.65	2004	GOODS AND SUPPLIES
32155	STITH EQUIPMENT CO INC		\$195.50	2003	GOODS AND SUPPLIES
33286	STITH EQUIPMENT CO INC		\$876.97	2003	GOODS AND SUPPLIES
37003	STITH EQUIPMENT CO INC		\$121.48	2003	GOODS AND SUPPLIES
31932	STITH EQUIPMENT CO INC		\$195.85	2003	GOODS AND SUPPLIES
9778	STIVERS CHRYSLER JEEP		\$44.79	2004	GOODS AND SUPPLIES
27299	STIVERS CHRYSLER JEEP		\$259.20	2005	GOODS AND SUPPLIES
39543	STIVERS LINCOLN MERCURY INC		\$4,814.05	2003	GOODS AND SUPPLIES
34977	STIVERS LINCOLN MERCURY INC		\$4,940.67	2003	GOODS AND SUPPLIES
38145	STIVERS LINCOLN MERCURY INC		\$5,000.00	2003	GOODS AND SUPPLIES
35318	STIVERS LINCOLN MERCURY INC		\$3,004.55	2003	GOODS AND SUPPLIES
41726	STIVERS LINCOLN MERCURY INC		\$192.09	2005	GOODS AND SUPPLIES
29193	STIVERS LINCOLN MERCURY INC		\$4,834.36	2003	GOODS AND SUPPLIES
31956	STIVERS LINCOLN MERCURY INC		\$4,990.24	2003	GOODS AND SUPPLIES
33625	STIVERS LINCOLN MERCURY INC		\$5,067.71	2003	GOODS AND SUPPLIES
30523	STIVERS LINCOLN MERCURY INC		\$4,925.61	2003	GOODS AND SUPPLIES
40587	STIVERS LINCOLN MERCURY INC		\$111.56	2003	GOODS AND SUPPLIES
39215	STIVERS LINCOLN MERCURY INC		\$4,990.01	2003	GOODS AND SUPPLIES
42393	STIVERS LINCOLN MERCURY INC		\$200.39	2005	GOODS AND SUPPLIES

GOODS AND SERVICES CONTRACTS

Appendix A

PURCHASE ORDER #	VENDOR NAME	ETHNICITY	AWARD AMOUNT	FY	BUSINESS CATEGORY
40477	STIVERS LINCOLN MERCURY INC		\$4,578.59	2003	GOODS AND SUPPLIES
40487	STIVERS LINCOLN MERCURY INC		\$134.90	2003	GOODS AND SUPPLIES
36646	STIVERS LINCOLN MERCURY INC		\$5,059.29	2003	GOODS AND SUPPLIES
29839	STIVERS LINCOLN MERCURY INC		\$5,030.74	2003	GOODS AND SUPPLIES
35724	STIVERS LINCOLN MERCURY INC		\$5,218.88	2003	GOODS AND SUPPLIES
34919	STIVERS LINCOLN MERCURY INC		\$4,771.29	2003	GOODS AND SUPPLIES
42023	STIVERS LINCOLN MERCURY INC		\$2,100.00	2005	GOODS AND SUPPLIES
42369	STIVERS LINCOLN MERCURY INC		\$2,100.00	2005	GOODS AND SUPPLIES
39613	STIVERS LINCOLN MERCURY INC		\$1,930.26	2003	GOODS AND SUPPLIES
29444	STIVERS LINCOLN MERCURY INC		\$3,753.75	2003	GOODS AND SUPPLIES
29813	STIVERS LINCOLN MERCURY INC		\$208.07	2003	GOODS AND SUPPLIES
1363	STIVERS LINCOLN MERCURY INC		\$4,500.00	2004	GOODS AND SUPPLIES
13488	STIVERS LINCOLN MERCURY INC		\$1,050.00	2004	GOODS AND SUPPLIES
13622	STIVERS LINCOLN MERCURY INC		\$304.00	2004	GOODS AND SUPPLIES
5627	STIVERS LINCOLN MERCURY INC		\$4,500.00	2004	GOODS AND SUPPLIES
5597	STIVERS LINCOLN MERCURY INC		\$4,500.00	2004	GOODS AND SUPPLIES
10853	STIVERS LINCOLN MERCURY INC		\$3,869.25	2004	GOODS AND SUPPLIES
10134	STIVERS LINCOLN MERCURY INC		\$3,869.25	2004	GOODS AND SUPPLIES
13807	STIVERS LINCOLN MERCURY INC		\$1,050.00	2004	GOODS AND SUPPLIES
10578	STIVERS LINCOLN MERCURY INC		\$3,675.00	2004	GOODS AND SUPPLIES
199	STIVERS LINCOLN MERCURY INC		\$4,725.00	2004	GOODS AND SUPPLIES
9895	STIVERS LINCOLN MERCURY INC		\$3,500.00	2004	GOODS AND SUPPLIES
13262	STIVERS LINCOLN MERCURY INC		\$238.40	2004	GOODS AND SUPPLIES
12569	STIVERS LINCOLN MERCURY INC		\$383.63	2004	GOODS AND SUPPLIES
7697	STIVERS LINCOLN MERCURY INC		\$4,500.00	2004	GOODS AND SUPPLIES
12862	STIVERS LINCOLN MERCURY INC		\$3,150.00	2004	GOODS AND SUPPLIES
4785	STIVERS LINCOLN MERCURY INC		\$4,500.00	2004	GOODS AND SUPPLIES
12077	STIVERS LINCOLN MERCURY INC		\$2,100.00	2004	GOODS AND SUPPLIES
11849	STIVERS LINCOLN MERCURY INC		\$2,100.00	2004	GOODS AND SUPPLIES
1638	STIVERS LINCOLN MERCURY INC		\$4,500.00	2004	GOODS AND SUPPLIES
2838	STIVERS LINCOLN MERCURY INC		\$4,725.00	2004	GOODS AND SUPPLIES
8943	STIVERS LINCOLN MERCURY INC		\$4,500.00	2004	GOODS AND SUPPLIES
13323	STIVERS LINCOLN MERCURY INC		\$617.23	2004	GOODS AND SUPPLIES
12598	STIVERS LINCOLN MERCURY INC		\$171.37	2004	GOODS AND SUPPLIES

GOODS AND SERVICES CONTRACTS

Appendix A

PURCHASE ORDER #	VENDOR NAME	ETHNICITY	AWARD AMOUNT	FY	BUSINESS CATEGORY
11223	STIVERS LINCOLN MERCURY INC		\$3,150.00	2004	GOODS AND SUPPLIES
23058	STIVERS LINCOLN MERCURY INC		\$5,250.00	2005	GOODS AND SUPPLIES
25490	STIVERS LINCOLN MERCURY INC		\$2,100.00	2005	GOODS AND SUPPLIES
14604	STIVERS LINCOLN MERCURY INC		\$2,100.00	2004	GOODS AND SUPPLIES
14461	STIVERS LINCOLN MERCURY INC		\$196.62	2004	GOODS AND SUPPLIES
19963	STIVERS LINCOLN MERCURY INC		\$231.34	2005	GOODS AND SUPPLIES
18847	STIVERS LINCOLN MERCURY INC		\$2,100.00	2005	GOODS AND SUPPLIES
22834	STIVERS LINCOLN MERCURY INC		\$2,100.00	2005	GOODS AND SUPPLIES
15687	STIVERS LINCOLN MERCURY INC		\$3,150.00	2005	GOODS AND SUPPLIES
24913	STIVERS LINCOLN MERCURY INC		\$2,100.00	2005	GOODS AND SUPPLIES
26079	STIVERS LINCOLN MERCURY INC		\$2,100.00	2005	GOODS AND SUPPLIES
17191	STIVERS LINCOLN MERCURY INC		\$3,654.22	2005	GOODS AND SUPPLIES
20623	STIVERS LINCOLN MERCURY INC		\$2,100.00	2005	GOODS AND SUPPLIES
26569	STIVERS LINCOLN MERCURY INC		\$2,100.00	2005	GOODS AND SUPPLIES
19091	STIVERS LINCOLN MERCURY INC		\$2,100.00	2005	GOODS AND SUPPLIES
18312	STIVERS LINCOLN MERCURY INC		\$2,100.00	2005	GOODS AND SUPPLIES
21746	STIVERS LINCOLN MERCURY INC		\$5,250.00	2005	GOODS AND SUPPLIES
14169	STIVERS LINCOLN MERCURY INC		\$236.17	2004	GOODS AND SUPPLIES
14998	STIVERS LINCOLN MERCURY INC		\$3,150.00	2005	GOODS AND SUPPLIES
16515	STIVERS LINCOLN MERCURY INC		\$3,150.00	2005	GOODS AND SUPPLIES
20117	STIVERS LINCOLN MERCURY INC		\$2,100.00	2005	GOODS AND SUPPLIES
17773	STIVERS LINCOLN MERCURY INC		\$2,100.00	2005	GOODS AND SUPPLIES
21482	STIVERS LINCOLN MERCURY INC		\$2,100.00	2005	GOODS AND SUPPLIES
17258	STIVERS LINCOLN MERCURY INC		\$2,100.00	2005	GOODS AND SUPPLIES
20948	STIVERS LINCOLN MERCURY INC		\$2,100.00	2005	GOODS AND SUPPLIES
19103	STIVERS LINCOLN MERCURY INC		\$2,100.00	2005	GOODS AND SUPPLIES
18114	STOCK BUILDING SUPPLY INC		\$1,049.00	2005	GOODS AND SUPPLIES
31901	STRATEGIC INTEGRATED TECHNOLOGIES		\$895.00	2003	GOODS AND SUPPLIES
32967	STRATEGIC INTEGRATED TECHNOLOGIES		\$2,070.00	2003	GOODS AND SUPPLIES
29065	STRATEGIC INTEGRATED TECHNOLOGIES		\$1,984.75	2003	GOODS AND SUPPLIES
29064	STRATEGIC INTEGRATED TECHNOLOGIES		\$1,996.25	2003	GOODS AND SUPPLIES
37096	STRATEGIC INTEGRATED TECHNOLOGIES		\$3,834.95	2003	GOODS AND SUPPLIES
29060	STRATEGIC INTEGRATED TECHNOLOGIES		\$1,654.00	2003	GOODS AND SUPPLIES
32988	STRATEGIC INTEGRATED TECHNOLOGIES		\$577.50	2003	GOODS AND SUPPLIES

GOODS AND SERVICES CONTRACTS

Appendix A

PURCHASE ORDER #	VENDOR NAME	ETHNICITY	AWARD AMOUNT	FY	BUSINESS CATEGORY
32989	STRATEGIC INTEGRATED TECHNOLOGIES		\$1,944.50	2003	GOODS AND SUPPLIES
37460	STRATEGIC INTEGRATED TECHNOLOGIES		\$518.75	2003	GOODS AND SUPPLIES
32990	STRATEGIC INTEGRATED TECHNOLOGIES		\$1,742.50	2003	GOODS AND SUPPLIES
10	STRATEGIC INTEGRATED TECHNOLOGIES		\$13,252.50	2004	GOODS AND SUPPLIES
3812	STRATEGIC INTEGRATED TECHNOLOGIES		\$165.00	2004	GOODS AND SUPPLIES
3813	STRATEGIC INTEGRATED TECHNOLOGIES		\$93.50	2004	GOODS AND SUPPLIES
42078	STRAWBRIDGE PROMOTIONAL ADVERTISING		\$438.69	2005	GOODS AND SUPPLIES
13274	STRAWBRIDGE PROMOTIONAL ADVERTISING		\$203.49	2004	GOODS AND SUPPLIES
7881	STRAWBRIDGE PROMOTIONAL ADVERTISING		\$1,228.41	2004	GOODS AND SUPPLIES
854	STRAWBRIDGE PROMOTIONAL ADVERTISING		\$100.81	2004	GOODS AND SUPPLIES
13385	STRAWBRIDGE PROMOTIONAL ADVERTISING		\$625.40	2004	GOODS AND SUPPLIES
10824	STRAWBRIDGE PROMOTIONAL ADVERTISING		\$1,103.29	2004	GOODS AND SUPPLIES
7905	STRAWBRIDGE PROMOTIONAL ADVERTISING		\$220.50	2004	GOODS AND SUPPLIES
11160	STRAWBRIDGE PROMOTIONAL ADVERTISING		\$985.96	2004	GOODS AND SUPPLIES
2409	STRAWBRIDGE PROMOTIONAL ADVERTISING		\$241.15	2004	GOODS AND SUPPLIES
27211	STRAWBRIDGE PROMOTIONAL ADVERTISING		\$283.68	2005	GOODS AND SUPPLIES
25386	STRAWBRIDGE PROMOTIONAL ADVERTISING		\$110.15	2005	GOODS AND SUPPLIES
19889	STRAWBRIDGE PROMOTIONAL ADVERTISING		\$840.00	2005	GOODS AND SUPPLIES
23116	STRAWBRIDGE PROMOTIONAL ADVERTISING		\$1,205.93	2005	GOODS AND SUPPLIES
27224	STRAWBRIDGE PROMOTIONAL ADVERTISING		\$1,137.18	2005	GOODS AND SUPPLIES
23964	STRAWBRIDGE PROMOTIONAL ADVERTISING		\$278.25	2005	GOODS AND SUPPLIES
21912	STRAWBRIDGE PROMOTIONAL ADVERTISING		\$184.22	2005	GOODS AND SUPPLIES
18118	STRAWBRIDGE PROMOTIONAL ADVERTISING		\$587.00	2005	GOODS AND SUPPLIES
22036	STRAWBRIDGE PROMOTIONAL ADVERTISING		\$1,680.00	2005	GOODS AND SUPPLIES
24406	STRAWBRIDGE PROMOTIONAL ADVERTISING		\$1,087.92	2005	GOODS AND SUPPLIES
26677	STRAWBRIDGE PROMOTIONAL ADVERTISING		\$486.89	2005	GOODS AND SUPPLIES
25867	STRAWBRIDGE PROMOTIONAL ADVERTISING		\$221.75	2005	GOODS AND SUPPLIES
26832	STRAWBRIDGE PROMOTIONAL ADVERTISING		\$495.56	2005	GOODS AND SUPPLIES
27225	STRAWBRIDGE PROMOTIONAL ADVERTISING		\$805.52	2005	GOODS AND SUPPLIES
26828	STRAWBRIDGE PROMOTIONAL ADVERTISING		\$473.22	2005	GOODS AND SUPPLIES
39994	STRONGHOLD ATHLETIC INC		\$135.00	2003	GOODS AND SUPPLIES
42250	STRONGHOLD ATHLETIC INC		\$346.50	2005	GOODS AND SUPPLIES
17426	STRONGHOLD ATHLETIC INC		\$280.00	2005	GOODS AND SUPPLIES
18776	SUN SHADES & GRAPHICS INC		\$152.50	2005	GOODS AND SUPPLIES

GOODS AND SERVICES CONTRACTS

Appendix A

PURCHASE ORDER #	VENDOR NAME	ETHNICITY	AWARD AMOUNT	FY	BUSINESS CATEGORY
32573	SUNCOM CORP		\$102.29	2003	GOODS AND SUPPLIES
34656	SUNCOM CORP		\$68.56	2003	GOODS AND SUPPLIES
12494	SUNRISE ENTERPRISE OF COLUMBIA INC	AFRICAN AMERICAN	\$9,000.00	2004	GOODS AND SUPPLIES
39405	SUPER SOD INC		\$497.16	2003	GOODS AND SUPPLIES
33732	SUPER SOD INC		\$1,923.36	2003	GOODS AND SUPPLIES
30783	SUPER SOD INC		\$550.32	2003	GOODS AND SUPPLIES
30085	SUPER SOD INC		\$733.76	2003	GOODS AND SUPPLIES
32398	SUPER SOD INC		\$3,552.64	2003	GOODS AND SUPPLIES
42003	SUPER SOD INC		\$630.00	2005	GOODS AND SUPPLIES
39381	SUPER SOD INC		\$346.20	2003	GOODS AND SUPPLIES
29540	SUPER SOD INC		\$1,650.96	2003	GOODS AND SUPPLIES
38890	SUPER SOD INC		\$443.60	2003	GOODS AND SUPPLIES
38889	SUPER SOD INC		\$99.72	2003	GOODS AND SUPPLIES
38856	SUPER SOD INC		\$278.16	2003	GOODS AND SUPPLIES
36458	SUPER SOD INC		\$183.44	2003	GOODS AND SUPPLIES
38119	SUPER SOD INC		\$1,984.58	2003	GOODS AND SUPPLIES
41787	SUPER SOD INC		\$525.00	2005	GOODS AND SUPPLIES
31300	SUPER SOD INC		\$183.44	2003	GOODS AND SUPPLIES
32708	SUPER SOD INC		\$38.88	2003	GOODS AND SUPPLIES
41788	SUPER SOD INC		\$525.00	2005	GOODS AND SUPPLIES
39167	SUPER SOD INC		\$92.72	2003	GOODS AND SUPPLIES
31317	SUPER SOD INC		\$183.44	2003	GOODS AND SUPPLIES
39355	SUPER SOD INC		\$455.60	2003	GOODS AND SUPPLIES
30954	SUPER SOD INC		\$3,966.17	2003	GOODS AND SUPPLIES
33308	SUPER SOD INC		\$416.81	2003	GOODS AND SUPPLIES
39343	SUPER SOD INC		\$458.56	2003	GOODS AND SUPPLIES
38247	SUPER SOD INC		\$68.04	2003	GOODS AND SUPPLIES
40076	SUPER SOD INC		\$899.06	2003	GOODS AND SUPPLIES
38610	SUPER SOD INC		\$179.44	2003	GOODS AND SUPPLIES
33731	SUPER SOD INC		\$803.04	2003	GOODS AND SUPPLIES
29877	SUPER SOD INC		\$550.32	2003	GOODS AND SUPPLIES
39365	SUPER SOD INC		\$385.24	2003	GOODS AND SUPPLIES
37159	SUPER SOD INC		\$1,922.08	2003	GOODS AND SUPPLIES
29240	SUPER SOD INC		\$4,928.32	2003	GOODS AND SUPPLIES

GOODS AND SERVICES CONTRACTS

Appendix A

PURCHASE ORDER #	VENDOR NAME	ETHNICITY	AWARD AMOUNT	FY	BUSINESS CATEGORY
11873	SUPER SOD INC		\$630.00	2004	GOODS AND SUPPLIES
402	SUPER SOD INC		\$189.42	2004	GOODS AND SUPPLIES
4898	SUPER SOD INC		\$525.00	2004	GOODS AND SUPPLIES
1950	SUPER SOD INC		\$92.06	2004	GOODS AND SUPPLIES
2814	SUPER SOD INC		\$149.69	2004	GOODS AND SUPPLIES
7759	SUPER SOD INC		\$3,150.00	2004	GOODS AND SUPPLIES
1159	SUPER SOD INC		\$292.07	2004	GOODS AND SUPPLIES
5039	SUPER SOD INC		\$1,575.00	2004	GOODS AND SUPPLIES
7598	SUPER SOD INC		\$1,575.00	2004	GOODS AND SUPPLIES
2213	SUPER SOD INC		\$64.84	2004	GOODS AND SUPPLIES
3193	SUPER SOD INC		\$1,000.00	2004	GOODS AND SUPPLIES
2555	SUPER SOD INC		\$2,787.60	2004	GOODS AND SUPPLIES
11872	SUPER SOD INC		\$2,100.00	2004	GOODS AND SUPPLIES
386	SUPER SOD INC		\$278.16	2004	GOODS AND SUPPLIES
13037	SUPER SOD INC		\$1,575.00	2004	GOODS AND SUPPLIES
1046	SUPER SOD INC		\$110.00	2004	GOODS AND SUPPLIES
3028	SUPER SOD INC		\$60.90	2004	GOODS AND SUPPLIES
1090	SUPER SOD INC		\$292.07	2004	GOODS AND SUPPLIES
3108	SUPER SOD INC		\$874.03	2004	GOODS AND SUPPLIES
75	SUPER SOD INC		\$5,841.36	2004	GOODS AND SUPPLIES
74	SUPER SOD INC		\$5,841.36	2004	GOODS AND SUPPLIES
2219	SUPER SOD INC		\$194.71	2004	GOODS AND SUPPLIES
3006	SUPER SOD INC		\$428.65	2004	GOODS AND SUPPLIES
3533	SUPER SOD INC		\$5,064.00	2004	GOODS AND SUPPLIES
10352	SUPER SOD INC		\$966.00	2004	GOODS AND SUPPLIES
4256	SUPER SOD INC		\$172.20	2004	GOODS AND SUPPLIES
3902	SUPER SOD INC		\$364.09	2004	GOODS AND SUPPLIES
3809	SUPER SOD INC		\$741.76	2004	GOODS AND SUPPLIES
2091	SUPER SOD INC		\$194.71	2004	GOODS AND SUPPLIES
2485	SUPER SOD INC		\$223.50	2004	GOODS AND SUPPLIES
2489	SUPER SOD INC		\$68.04	2004	GOODS AND SUPPLIES
11876	SUPER SOD INC		\$1,050.00	2004	GOODS AND SUPPLIES
10887	SUPER SOD INC		\$463.60	2004	GOODS AND SUPPLIES
5402	SUPER SOD INC		\$778.85	2004	GOODS AND SUPPLIES

GOODS AND SERVICES CONTRACTS

Appendix A

PURCHASE ORDER #	VENDOR NAME	ETHNICITY	AWARD AMOUNT	FY	BUSINESS CATEGORY
2501	SUPER SOD INC		\$194.71	2004	GOODS AND SUPPLIES
11745	SUPER SOD INC		\$2,051.36	2004	GOODS AND SUPPLIES
4732	SUPER SOD INC		\$135.92	2004	GOODS AND SUPPLIES
11870	SUPER SOD INC		\$2,100.00	2004	GOODS AND SUPPLIES
1291	SUPER SOD INC		\$194.71	2004	GOODS AND SUPPLIES
5409	SUPER SOD INC		\$1,575.00	2004	GOODS AND SUPPLIES
315	SUPER SOD INC		\$185.44	2004	GOODS AND SUPPLIES
3251	SUPER SOD INC		\$500.00	2004	GOODS AND SUPPLIES
3505	SUPER SOD INC		\$3,000.00	2004	GOODS AND SUPPLIES
20515	SUPER SOD INC		\$315.00	2005	GOODS AND SUPPLIES
15052	SUPER SOD INC		\$1,050.00	2005	GOODS AND SUPPLIES
21099	SUPER SOD INC		\$2,625.00	2005	GOODS AND SUPPLIES
18376	SUPER SOD INC		\$105.00	2005	GOODS AND SUPPLIES
18600	SUPER SOD INC		\$3,150.00	2005	GOODS AND SUPPLIES
18823	SUPER SOD INC		\$207.90	2005	GOODS AND SUPPLIES
28779	SUPER SOD INC		\$82.62	2003	GOODS AND SUPPLIES
18468	SUPER SOD INC		\$1,351.35	2005	GOODS AND SUPPLIES
14481	SUPER SOD INC		\$630.00	2004	GOODS AND SUPPLIES
15764	SUPER SOD INC		\$47.00	2005	GOODS AND SUPPLIES
26600	SUPER SOD INC		\$2,196.00	2005	GOODS AND SUPPLIES
14852	SUPER SOD INC		\$198.00	2005	GOODS AND SUPPLIES
15215	SUPER SOD INC		\$3,150.00	2005	GOODS AND SUPPLIES
14409	SUPER SOD INC		\$420.00	2004	GOODS AND SUPPLIES
16086	SUPER SOD INC		\$104.98	2005	GOODS AND SUPPLIES
26272	SUPER SOD INC		\$207.90	2005	GOODS AND SUPPLIES
20102	SUPER SOD INC		\$39.38	2005	GOODS AND SUPPLIES
15096	SUPER SOD INC		\$3,150.00	2005	GOODS AND SUPPLIES
28990	SUPER SOD INC		\$1,386.53	2003	GOODS AND SUPPLIES
15073	SUPER SOD INC		\$6,300.00	2005	GOODS AND SUPPLIES
18449	SUPER SOD INC		\$103.95	2005	GOODS AND SUPPLIES
28989	SUPER SOD INC		\$1,001.68	2003	GOODS AND SUPPLIES
27815	SUPER SOD INC		\$620.60	2003	GOODS AND SUPPLIES
30179	SUPERIOR FITNESS SYSTEMS INC		\$18,731.00	2003	GOODS AND SUPPLIES
34858	SURPLUS MATERIAL NETWORK INC		\$3,255.00	2003	GOODS AND SUPPLIES

GOODS AND SERVICES CONTRACTS

Appendix A

PURCHASE ORDER #	VENDOR NAME	ETHNICITY	AWARD AMOUNT	FY	BUSINESS CATEGORY
32868	SURPLUS MATERIAL NETWORK INC		\$157.50	2003	GOODS AND SUPPLIES
35284	SURPLUS MATERIAL NETWORK INC		\$48.30	2003	GOODS AND SUPPLIES
38893	SURPLUS MATERIAL NETWORK INC		\$367.50	2003	GOODS AND SUPPLIES
34740	SURPLUS MATERIAL NETWORK INC		\$157.24	2003	GOODS AND SUPPLIES
11912	SURPLUS MATERIAL NETWORK INC		\$84.00	2004	GOODS AND SUPPLIES
10880	SURPLUS MATERIAL NETWORK INC		\$373.80	2004	GOODS AND SUPPLIES
9420	SURPLUS MATERIAL NETWORK INC		\$78.78	2004	GOODS AND SUPPLIES
7292	SURPLUS MATERIAL NETWORK INC		\$1,470.00	2004	GOODS AND SUPPLIES
5196	SURPLUS MATERIAL NETWORK INC		\$700.00	2004	GOODS AND SUPPLIES
8655	SURPLUS MATERIAL NETWORK INC		\$26.25	2004	GOODS AND SUPPLIES
7633	SURPLUS MATERIAL NETWORK INC		\$735.00	2004	GOODS AND SUPPLIES
10592	SURPLUS MATERIAL NETWORK INC		\$1,023.75	2004	GOODS AND SUPPLIES
22004	SURPLUS MATERIAL NETWORK INC		\$105.00	2005	GOODS AND SUPPLIES
759	SWANSEA MILLING CO		\$3,033.00	2004	GOODS AND SUPPLIES
6851	SWANSEA MILLING CO		\$105.00	2004	GOODS AND SUPPLIES
28815	SWANSEA MILLING CO		\$3,283.20	2003	GOODS AND SUPPLIES
15459	SWANSEA MILLING CO		\$3,200.00	2005	GOODS AND SUPPLIES
17465	SYSCO FOOD SERVICES OF COLUMBIA LLC		\$1,553.16	2005	GOODS AND SUPPLIES
39895	T & N PUBLISHING CO	AFRICAN AMERICAN	\$1,000.00	2003	GOODS AND SUPPLIES
2616	T & N PUBLISHING CO	AFRICAN AMERICAN	\$200.00	2004	GOODS AND SUPPLIES
36327	T & T SPORTING GOODS INC		\$193.20	2003	GOODS AND SUPPLIES
42081	T & T SPORTING GOODS INC		\$487.73	2005	GOODS AND SUPPLIES
36378	T & T SPORTING GOODS INC		\$1,144.50	2003	GOODS AND SUPPLIES
38052	T & T SPORTING GOODS INC		\$277.62	2003	GOODS AND SUPPLIES
40876	T & T SPORTING GOODS INC		\$1,417.45	2003	GOODS AND SUPPLIES
40869	T & T SPORTING GOODS INC		\$125.00	2003	GOODS AND SUPPLIES
39012	T & T SPORTING GOODS INC		\$1,417.45	2003	GOODS AND SUPPLIES
30019	T & T SPORTING GOODS INC		\$1,000.00	2003	GOODS AND SUPPLIES
37487	T & T SPORTING GOODS INC		\$500.00	2003	GOODS AND SUPPLIES
2328	T & T SPORTING GOODS INC		\$202.13	2004	GOODS AND SUPPLIES
3278	T & T SPORTING GOODS INC		\$1,000.00	2004	GOODS AND SUPPLIES
13558	T & T SPORTING GOODS INC		\$166.95	2004	GOODS AND SUPPLIES
13559	T & T SPORTING GOODS INC		\$1,318.06	2004	GOODS AND SUPPLIES
12020	T & T SPORTING GOODS INC		\$94.50	2004	GOODS AND SUPPLIES

GOODS AND SERVICES CONTRACTS

Appendix A

PURCHASE ORDER #	VENDOR NAME	ETHNICITY	AWARD AMOUNT	FY	BUSINESS CATEGORY
13099	T & T SPORTING GOODS INC		\$200.00	2004	GOODS AND SUPPLIES
13097	T & T SPORTING GOODS INC		\$650.00	2004	GOODS AND SUPPLIES
12739	T & T SPORTING GOODS INC		\$84.63	2004	GOODS AND SUPPLIES
24407	T & T SPORTING GOODS INC		\$500.00	2005	GOODS AND SUPPLIES
28802	T & T SPORTING GOODS INC		\$116.13	2003	GOODS AND SUPPLIES
26311	T & T SPORTING GOODS INC		\$456.33	2005	GOODS AND SUPPLIES
18597	T & T SPORTING GOODS INC		\$924.00	2005	GOODS AND SUPPLIES
26808	T & T SPORTING GOODS INC		\$495.08	2005	GOODS AND SUPPLIES
27619	T & T SPORTING GOODS INC		\$487.73	2005	GOODS AND SUPPLIES
17949	T & T SPORTING GOODS INC		\$500.00	2005	GOODS AND SUPPLIES
40881	T & T UPHOLSTERY INC		\$50.00	2003	GOODS AND SUPPLIES
40490	T & T UPHOLSTERY INC		\$50.00	2003	GOODS AND SUPPLIES
39532	T & T UPHOLSTERY INC		\$125.00	2003	GOODS AND SUPPLIES
6330	T & T UPHOLSTERY INC		\$250.00	2004	GOODS AND SUPPLIES
20391	T & T UPHOLSTERY INC		\$250.00	2005	GOODS AND SUPPLIES
33185	T P M		\$439.43	2003	GOODS AND SUPPLIES
39659	T P M		\$3,669.75	2003	GOODS AND SUPPLIES
38387	T P M		\$9,968.70	2003	GOODS AND SUPPLIES
36137	T P M		\$425.25	2003	GOODS AND SUPPLIES
40866	T P M		\$1,341.79	2003	GOODS AND SUPPLIES
6924	TAYLOR STREET PRINTING & COPY CENTER INC		\$76.00	2004	GOODS AND SUPPLIES
9177	TAYLOR STREET PRINTING & COPY CENTER INC		\$365.00	2004	GOODS AND SUPPLIES
12318	TAYLOR STREET PRINTING & COPY CENTER INC		\$80.00	2004	GOODS AND SUPPLIES
14158	TAYLOR STREET PRINTING & COPY CENTER INC		\$176.00	2004	GOODS AND SUPPLIES
11457	TAYLOR, PATRICIA, DBA PATS VACUUM CENTER		\$149.00	2004	GOODS AND SUPPLIES
11921	TENCARVA MACHINERY CO		\$6,212.00	2004	GOODS AND SUPPLIES
6708	TENCARVA MACHINERY CO		\$301.00	2004	GOODS AND SUPPLIES
22071	TENCARVA MACHINERY CO		\$511.00	2005	GOODS AND SUPPLIES
22249	TENCARVA MACHINERY CO		\$498.50	2005	GOODS AND SUPPLIES
42152	TEXTRON GOLF TURF & SPECIALTY PRODUCTS		\$69.43	2005	GOODS AND SUPPLIES
40905	TEXTRON GOLF TURF & SPECIALTY PRODUCTS		\$28.26	2003	GOODS AND SUPPLIES
30372	TEXTRON GOLF TURF & SPECIALTY PRODUCTS		\$759.72	2003	GOODS AND SUPPLIES
35327	TEXTRON GOLF TURF & SPECIALTY PRODUCTS		\$6.22	2003	GOODS AND SUPPLIES
39603	TEXTRON GOLF TURF & SPECIALTY PRODUCTS		\$117.32	2003	GOODS AND SUPPLIES

GOODS AND SERVICES CONTRACTS

Appendix A

PURCHASE ORDER #	VENDOR NAME	ETHNICITY	AWARD AMOUNT	FY	BUSINESS CATEGORY
33293	TEXTRON GOLF TURF & SPECIALTY PRODUCTS		\$197.27	2003	GOODS AND SUPPLIES
30730	TEXTRON GOLF TURF & SPECIALTY PRODUCTS		\$82.73	2003	GOODS AND SUPPLIES
35895	TEXTRON GOLF TURF & SPECIALTY PRODUCTS		\$353.42	2003	GOODS AND SUPPLIES
32949	TEXTRON GOLF TURF & SPECIALTY PRODUCTS		\$288.48	2003	GOODS AND SUPPLIES
7080	TEXTRON GOLF TURF & SPECIALTY PRODUCTS		\$578.55	2004	GOODS AND SUPPLIES
421	TEXTRON GOLF TURF & SPECIALTY PRODUCTS		\$64.58	2004	GOODS AND SUPPLIES
7229	TEXTRON GOLF TURF & SPECIALTY PRODUCTS		\$745.63	2004	GOODS AND SUPPLIES
5626	TEXTRON GOLF TURF & SPECIALTY PRODUCTS		\$56.70	2004	GOODS AND SUPPLIES
30377	THERMO KING COLUMBIA INC		\$2,000.00	2003	GOODS AND SUPPLIES
29758	THERMO KING COLUMBIA INC		\$231.77	2003	GOODS AND SUPPLIES
39521	THERMO KING COLUMBIA INC		\$256.44	2003	GOODS AND SUPPLIES
9826	THERMO KING COLUMBIA INC		\$28.88	2004	GOODS AND SUPPLIES
11841	THERMO KING COLUMBIA INC		\$26.20	2004	GOODS AND SUPPLIES
7930	THERMO KING COLUMBIA INC		\$123.51	2004	GOODS AND SUPPLIES
11850	THERMO KING COLUMBIA INC		\$25.70	2004	GOODS AND SUPPLIES
12526	THERMO KING COLUMBIA INC		\$332.27	2004	GOODS AND SUPPLIES
2664	THERMO KING COLUMBIA INC		\$268.59	2004	GOODS AND SUPPLIES
11771	THERMO KING COLUMBIA INC		\$231.00	2004	GOODS AND SUPPLIES
7471	THERMO KING COLUMBIA INC		\$138.32	2004	GOODS AND SUPPLIES
4431	THERMO KING COLUMBIA INC		\$16.04	2004	GOODS AND SUPPLIES
8213	THERMO KING COLUMBIA INC		\$135.94	2004	GOODS AND SUPPLIES
13497	THERMO KING COLUMBIA INC		\$329.84	2004	GOODS AND SUPPLIES
23023	THERMO KING COLUMBIA INC		\$45.47	2005	GOODS AND SUPPLIES
22998	THERMO KING COLUMBIA INC		\$43.60	2005	GOODS AND SUPPLIES
26408	THERMO KING COLUMBIA INC		\$72.17	2005	GOODS AND SUPPLIES
14931	THERMO KING COLUMBIA INC		\$73.67	2005	GOODS AND SUPPLIES
24594	THERMO KING COLUMBIA INC		\$315.74	2005	GOODS AND SUPPLIES
14895	THERMO KING COLUMBIA INC		\$408.82	2005	GOODS AND SUPPLIES
19088	THERMO KING COLUMBIA INC		\$67.62	2005	GOODS AND SUPPLIES
15910	THERMO KING COLUMBIA INC		\$65.45	2005	GOODS AND SUPPLIES
26185	THERMO KING COLUMBIA INC		\$43.76	2005	GOODS AND SUPPLIES
18344	THERMO KING COLUMBIA INC		\$429.56	2005	GOODS AND SUPPLIES
14358	THERMO KING COLUMBIA INC		\$164.08	2004	GOODS AND SUPPLIES
16142	THERMO KING COLUMBIA INC		\$38.77	2005	GOODS AND SUPPLIES

GOODS AND SERVICES CONTRACTS

Appendix A

PURCHASE ORDER #	VENDOR NAME	ETHNICITY	AWARD AMOUNT	FY	BUSINESS CATEGORY
26213	THERMO KING COLUMBIA INC		\$103.16	2005	GOODS AND SUPPLIES
4114	THOMPSON SERVICES		\$183.25	2004	GOODS AND SUPPLIES
16835	THOMPSON SERVICES		\$241.50	2005	GOODS AND SUPPLIES
16554	THOMPSON SERVICES		\$155.40	2005	GOODS AND SUPPLIES
14776	THOMPSON SERVICES		\$635.09	2005	GOODS AND SUPPLIES
28160	THOMPSON SERVICES		\$614.60	2003	GOODS AND SUPPLIES
18223	TIGER ENTERPRISES DBA GOLF HEADQUARTERS		\$303.73	2005	GOODS AND SUPPLIES
35871	TIRE CENTER INC		\$3,430.48	2003	GOODS AND SUPPLIES
29533	TIRE CENTER INC		\$5,000.00	2003	GOODS AND SUPPLIES
32208	TIRE CENTER INC		\$1,575.78	2003	GOODS AND SUPPLIES
37858	TIRE CENTER INC		\$5,000.00	2003	GOODS AND SUPPLIES
37024	TIRE CENTER INC		\$1,071.48	2003	GOODS AND SUPPLIES
32168	TIRE CENTER INC		\$5,000.00	2003	GOODS AND SUPPLIES
1659	TIRE CENTER INC		\$292.45	2004	GOODS AND SUPPLIES
8372	TIRE CENTER INC		\$686.68	2004	GOODS AND SUPPLIES
11770	TIRE CENTER INC		\$1,051.82	2004	GOODS AND SUPPLIES
11702	TIRE CENTER INC		\$948.38	2004	GOODS AND SUPPLIES
8514	TIRE CENTER INC		\$1,012.57	2004	GOODS AND SUPPLIES
8524	TIRE CENTER INC		\$209.09	2004	GOODS AND SUPPLIES
8652	TIRE CENTER INC		\$773.76	2004	GOODS AND SUPPLIES
6108	TIRE CENTER INC		\$1,063.23	2004	GOODS AND SUPPLIES
13502	TIRE CENTER INC		\$205.09	2004	GOODS AND SUPPLIES
11209	TIRE CENTER INC		\$185.96	2004	GOODS AND SUPPLIES
9270	TIRE CENTER INC		\$205.09	2004	GOODS AND SUPPLIES
13688	TIRE CENTER INC		\$616.00	2004	GOODS AND SUPPLIES
9293	TIRE CENTER INC		\$343.22	2004	GOODS AND SUPPLIES
9763	TIRE CENTER INC		\$2,051.91	2004	GOODS AND SUPPLIES
5484	TIRE CENTER INC		\$106.71	2004	GOODS AND SUPPLIES
339	TIRE CENTER INC		\$173.79	2004	GOODS AND SUPPLIES
12586	TIRE CENTER INC		\$205.09	2004	GOODS AND SUPPLIES
12539	TIRE CENTER INC		\$1,605.26	2004	GOODS AND SUPPLIES
12833	TIRE CENTER INC		\$646.80	2004	GOODS AND SUPPLIES
6311	TIRE CENTER INC		\$583.41	2004	GOODS AND SUPPLIES
2823	TIRE CENTER INC		\$184.07	2004	GOODS AND SUPPLIES

GOODS AND SERVICES CONTRACTS

Appendix A

PURCHASE ORDER #	VENDOR NAME	ETHNICITY	AWARD AMOUNT	FY	BUSINESS CATEGORY
6439	TIRE CENTER INC		\$44.10	2004	GOODS AND SUPPLIES
5097	TIRE CENTER INC		\$151.08	2004	GOODS AND SUPPLIES
24318	TIRE CENTER INC		\$3,317.83	2005	GOODS AND SUPPLIES
21513	TIRE CENTER INC		\$1,266.24	2005	GOODS AND SUPPLIES
20555	TIRE CENTER INC		\$1,154.00	2005	GOODS AND SUPPLIES
18551	TIRE CENTER INC		\$1,504.50	2005	GOODS AND SUPPLIES
20826	TIRE CENTER INC		\$190.53	2005	GOODS AND SUPPLIES
20287	TIRE CENTER INC		\$96.23	2005	GOODS AND SUPPLIES
18078	TIRE CENTER INC		\$257.64	2005	GOODS AND SUPPLIES
18319	TIRE CENTER INC		\$503.92	2005	GOODS AND SUPPLIES
17790	TIRE CENTER INC		\$132.50	2005	GOODS AND SUPPLIES
17723	TIRE CENTER INC		\$2,202.34	2005	GOODS AND SUPPLIES
14180	TIRE CENTER INC		\$34.80	2004	GOODS AND SUPPLIES
19469	TIRE CENTER INC		\$233.69	2005	GOODS AND SUPPLIES
18338	TIRE CENTER INC		\$733.53	2005	GOODS AND SUPPLIES
19052	TODD & JOHNSON LLP		\$65.00	2005	GOODS AND SUPPLIES
30681	TODD & MOORE INC		\$561.21	2003	GOODS AND SUPPLIES
38026	TODD & MOORE INC		\$125.98	2003	GOODS AND SUPPLIES
38174	TODD & MOORE INC		\$510.15	2003	GOODS AND SUPPLIES
30011	TODD & MOORE INC		\$57.73	2003	GOODS AND SUPPLIES
42070	TODD & MOORE INC		\$515.85	2005	GOODS AND SUPPLIES
39681	TODD & MOORE INC		\$100.00	2003	GOODS AND SUPPLIES
33141	TODD & MOORE INC		\$56.69	2003	GOODS AND SUPPLIES
39314	TODD & MOORE INC		\$200.00	2003	GOODS AND SUPPLIES
40922	TODD & MOORE INC		\$871.42	2003	GOODS AND SUPPLIES
40924	TODD & MOORE INC		\$775.00	2004	GOODS AND SUPPLIES
32597	TODD & MOORE INC		\$250.00	2003	GOODS AND SUPPLIES
2306	TODD & MOORE INC		\$102.04	2004	GOODS AND SUPPLIES
13047	TODD & MOORE INC		\$776.74	2004	GOODS AND SUPPLIES
8472	TODD & MOORE INC		\$770.00	2004	GOODS AND SUPPLIES
17019	TODD & MOORE INC		\$409.50	2005	GOODS AND SUPPLIES
26830	TODD & MOORE INC		\$1,054.12	2005	GOODS AND SUPPLIES
27336	TODD & MOORE INC		\$275.60	2005	GOODS AND SUPPLIES
17161	TODD & MOORE INC		\$665.00	2005	GOODS AND SUPPLIES

GOODS AND SERVICES CONTRACTS

Appendix A

PURCHASE ORDER #	VENDOR NAME	ETHNICITY	AWARD AMOUNT	FY	BUSINESS CATEGORY
22822	TODD & MOORE INC		\$612.25	2005	GOODS AND SUPPLIES
23966	TODD & MOORE INC		\$333.90	2005	GOODS AND SUPPLIES
26827	TODD & MOORE INC		\$446.78	2005	GOODS AND SUPPLIES
40931	TOOL TIME RENTAL & REPAIR INC		\$114.71	2003	GOODS AND SUPPLIES
30740	TOOL TIME RENTAL & REPAIR INC		\$1,000.00	2003	GOODS AND SUPPLIES
41333	TOPPY KOON		\$159.00	2005	GOODS AND SUPPLIES
35898	TORQUE CONVERTER SERVICES		\$131.25	2003	GOODS AND SUPPLIES
14631	TORQUE CONVERTER SERVICES		\$131.25	2004	GOODS AND SUPPLIES
38989	TOSCO INDUSTRIAL SUPPLIES INC		\$135.32	2003	GOODS AND SUPPLIES
38996	TOSCO INDUSTRIAL SUPPLIES INC		\$59.22	2003	GOODS AND SUPPLIES
32726	TOSCO INDUSTRIAL SUPPLIES INC		\$59.28	2003	GOODS AND SUPPLIES
35846	TOSCO INDUSTRIAL SUPPLIES INC		\$48.56	2003	GOODS AND SUPPLIES
36595	TOSCO INDUSTRIAL SUPPLIES INC		\$92.40	2003	GOODS AND SUPPLIES
38206	TOSCO INDUSTRIAL SUPPLIES INC		\$145.69	2003	GOODS AND SUPPLIES
38582	TOSCO INDUSTRIAL SUPPLIES INC		\$493.46	2003	GOODS AND SUPPLIES
40154	TOSCO INDUSTRIAL SUPPLIES INC		\$44.10	2003	GOODS AND SUPPLIES
31861	TOSCO INDUSTRIAL SUPPLIES INC		\$37.62	2003	GOODS AND SUPPLIES
40939	TOSCO INDUSTRIAL SUPPLIES INC		\$200.00	2003	GOODS AND SUPPLIES
36403	TOSCO INDUSTRIAL SUPPLIES INC		\$498.80	2003	GOODS AND SUPPLIES
34070	TOSCO INDUSTRIAL SUPPLIES INC		\$83.99	2003	GOODS AND SUPPLIES
41967	TOSCO INDUSTRIAL SUPPLIES INC		\$479.76	2005	GOODS AND SUPPLIES
34620	TOSCO INDUSTRIAL SUPPLIES INC		\$328.39	2003	GOODS AND SUPPLIES
35688	TOSCO INDUSTRIAL SUPPLIES INC		\$200.00	2003	GOODS AND SUPPLIES
38640	TOSCO INDUSTRIAL SUPPLIES INC		\$481.95	2003	GOODS AND SUPPLIES
2714	TOSCO INDUSTRIAL SUPPLIES INC		\$481.95	2004	GOODS AND SUPPLIES
2696	TOSCO INDUSTRIAL SUPPLIES INC		\$233.10	2004	GOODS AND SUPPLIES
1599	TOSCO INDUSTRIAL SUPPLIES INC		\$4,999.00	2004	GOODS AND SUPPLIES
12283	TOSCO INDUSTRIAL SUPPLIES INC		\$370.66	2004	GOODS AND SUPPLIES
2348	TOSCO INDUSTRIAL SUPPLIES INC		\$30.94	2004	GOODS AND SUPPLIES
3841	TOSCO INDUSTRIAL SUPPLIES INC		\$36.79	2004	GOODS AND SUPPLIES
4468	TOSCO INDUSTRIAL SUPPLIES INC		\$85.05	2004	GOODS AND SUPPLIES
12281	TOSCO INDUSTRIAL SUPPLIES INC		\$481.95	2004	GOODS AND SUPPLIES
2700	TOSCO INDUSTRIAL SUPPLIES INC		\$33.39	2004	GOODS AND SUPPLIES
5115	TOSCO INDUSTRIAL SUPPLIES INC		\$404.25	2004	GOODS AND SUPPLIES

GOODS AND SERVICES CONTRACTS

Appendix A

PURCHASE ORDER #	VENDOR NAME	ETHNICITY	AWARD AMOUNT	FY	BUSINESS CATEGORY
3635	TOSCO INDUSTRIAL SUPPLIES INC		\$121.72	2004	GOODS AND SUPPLIES
1534	TOSCO INDUSTRIAL SUPPLIES INC		\$172.73	2004	GOODS AND SUPPLIES
4104	TOSCO INDUSTRIAL SUPPLIES INC		\$35.70	2004	GOODS AND SUPPLIES
5687	TOSCO INDUSTRIAL SUPPLIES INC		\$488.25	2004	GOODS AND SUPPLIES
6880	TOSCO INDUSTRIAL SUPPLIES INC		\$404.25	2004	GOODS AND SUPPLIES
923	TOSCO INDUSTRIAL SUPPLIES INC		\$350.87	2004	GOODS AND SUPPLIES
936	TOSCO INDUSTRIAL SUPPLIES INC		\$345.92	2004	GOODS AND SUPPLIES
940	TOSCO INDUSTRIAL SUPPLIES INC		\$191.15	2004	GOODS AND SUPPLIES
2646	TOSCO INDUSTRIAL SUPPLIES INC		\$73.41	2004	GOODS AND SUPPLIES
13878	TOSCO INDUSTRIAL SUPPLIES INC		\$481.95	2004	GOODS AND SUPPLIES
4842	TOSCO INDUSTRIAL SUPPLIES INC		\$481.95	2004	GOODS AND SUPPLIES
9734	TOSCO INDUSTRIAL SUPPLIES INC		\$481.95	2004	GOODS AND SUPPLIES
11513	TOSCO INDUSTRIAL SUPPLIES INC		\$468.83	2004	GOODS AND SUPPLIES
4103	TOSCO INDUSTRIAL SUPPLIES INC		\$16.54	2004	GOODS AND SUPPLIES
6879	TOSCO INDUSTRIAL SUPPLIES INC		\$481.95	2004	GOODS AND SUPPLIES
13879	TOSCO INDUSTRIAL SUPPLIES INC		\$463.37	2004	GOODS AND SUPPLIES
5114	TOSCO INDUSTRIAL SUPPLIES INC		\$183.90	2004	GOODS AND SUPPLIES
13219	TOSCO INDUSTRIAL SUPPLIES INC		\$115.24	2004	GOODS AND SUPPLIES
28218	TOSCO INDUSTRIAL SUPPLIES INC		\$48.95	2003	GOODS AND SUPPLIES
28224	TOSCO INDUSTRIAL SUPPLIES INC		\$113.40	2003	GOODS AND SUPPLIES
15272	TOSCO INDUSTRIAL SUPPLIES INC		\$5,000.00	2005	GOODS AND SUPPLIES
14830	TOSCO INDUSTRIAL SUPPLIES INC		\$1,071.00	2005	GOODS AND SUPPLIES
20680	TOSCO INDUSTRIAL SUPPLIES INC		\$461.42	2005	GOODS AND SUPPLIES
26005	TOSCO INDUSTRIAL SUPPLIES INC		\$485.52	2005	GOODS AND SUPPLIES
25414	TOSCO INDUSTRIAL SUPPLIES INC		\$98.45	2005	GOODS AND SUPPLIES
18783	TOSCO INDUSTRIAL SUPPLIES INC		\$481.95	2005	GOODS AND SUPPLIES
27012	TOSCO INDUSTRIAL SUPPLIES INC		\$100.98	2005	GOODS AND SUPPLIES
17592	TOSCO INDUSTRIAL SUPPLIES INC		\$486.66	2005	GOODS AND SUPPLIES
24259	TOSCO INDUSTRIAL SUPPLIES INC		\$481.95	2005	GOODS AND SUPPLIES
22020	TOSCO INDUSTRIAL SUPPLIES INC		\$100.00	2005	GOODS AND SUPPLIES
19821	TOSCO INDUSTRIAL SUPPLIES INC		\$120.29	2005	GOODS AND SUPPLIES
28154	TOSCO INDUSTRIAL SUPPLIES INC		\$481.95	2003	GOODS AND SUPPLIES
17761	TOSCO INDUSTRIAL SUPPLIES INC		\$461.42	2005	GOODS AND SUPPLIES
24551	TOSCO INDUSTRIAL SUPPLIES INC		\$481.95	2005	GOODS AND SUPPLIES

GOODS AND SERVICES CONTRACTS

Appendix A

PURCHASE ORDER #	VENDOR NAME	ETHNICITY	AWARD AMOUNT	FY	BUSINESS CATEGORY
24071	TOSCO INDUSTRIAL SUPPLIES INC		\$1,643.78	2005	GOODS AND SUPPLIES
21978	TOSCO INDUSTRIAL SUPPLIES INC		\$1,529.33	2005	GOODS AND SUPPLIES
22688	TOSCO INDUSTRIAL SUPPLIES INC		\$253.27	2005	GOODS AND SUPPLIES
26325	TOSCO INDUSTRIAL SUPPLIES INC		\$250.24	2005	GOODS AND SUPPLIES
15882	TOSCO INDUSTRIAL SUPPLIES INC		\$492.85	2005	GOODS AND SUPPLIES
14016	TOSCO INDUSTRIAL SUPPLIES INC		\$497.96	2004	GOODS AND SUPPLIES
22429	TOSCO INDUSTRIAL SUPPLIES INC		\$481.95	2005	GOODS AND SUPPLIES
24069	TOSCO INDUSTRIAL SUPPLIES INC		\$861.26	2005	GOODS AND SUPPLIES
27217	TOSCO INDUSTRIAL SUPPLIES INC		\$110.21	2005	GOODS AND SUPPLIES
23526	TOSCO INDUSTRIAL SUPPLIES INC		\$47.99	2005	GOODS AND SUPPLIES
37673	TOTAL COMMUNICATIONS SYSTEMS INC		\$60.96	2003	GOODS AND SUPPLIES
30988	TOTAL COMMUNICATIONS SYSTEMS INC		\$18.15	2003	GOODS AND SUPPLIES
6380	TOTAL COMMUNICATIONS SYSTEMS INC		\$49.01	2004	GOODS AND SUPPLIES
33459	TOYS R US INC		\$478.59	2003	GOODS AND SUPPLIES
5911	TOYS R US INC		\$500.00	2004	GOODS AND SUPPLIES
12492	TOYS R US INC		\$485.64	2004	GOODS AND SUPPLIES
26829	TOYS R US INC		\$498.27	2005	GOODS AND SUPPLIES
26821	TOYS R US INC		\$81.62	2005	GOODS AND SUPPLIES
32718	TRANE COMFORT SOLUTIONS		\$241.70	2003	GOODS AND SUPPLIES
40582	TRANE COMFORT SOLUTIONS		\$1,536.96	2003	GOODS AND SUPPLIES
5575	TRANE COMFORT SOLUTIONS		\$72.89	2004	GOODS AND SUPPLIES
12683	TRANE COMFORT SOLUTIONS		\$256.65	2004	GOODS AND SUPPLIES
28093	TRANE COMFORT SOLUTIONS		\$241.70	2003	GOODS AND SUPPLIES
22480	TRANE COMFORT SOLUTIONS		\$288.78	2005	GOODS AND SUPPLIES
171	TRANSOX INC		\$2,500.00	2004	GOODS AND SUPPLIES
265	TRANSOX INC		\$2,500.00	2004	GOODS AND SUPPLIES
12095	TRANSOX INC		\$1,000.00	2004	GOODS AND SUPPLIES
22209	TRANSOX INC		\$2,000.00	2005	GOODS AND SUPPLIES
15310	TRANSOX INC		\$2,470.00	2005	GOODS AND SUPPLIES
15392	TRANSOX INC		\$2,500.00	2005	GOODS AND SUPPLIES
42185	TRANSCO ELECTRIC CO		\$164.30	2005	GOODS AND SUPPLIES
24014	TRANSCO ELECTRIC CO		\$141.75	2005	GOODS AND SUPPLIES
21864	TRANSCO ELECTRIC CO		\$393.75	2005	GOODS AND SUPPLIES
21517	TRANSCO ELECTRIC CO		\$162.75	2005	GOODS AND SUPPLIES

GOODS AND SERVICES CONTRACTS

Appendix A

PURCHASE ORDER #	VENDOR NAME	ETHNICITY	AWARD AMOUNT	FY	BUSINESS CATEGORY
14006	TRANSPO ELECTRIC CO		\$659.62	2004	GOODS AND SUPPLIES
24595	TRANSPO ELECTRIC CO		\$162.75	2005	GOODS AND SUPPLIES
23707	TRANSPO ELECTRIC CO		\$78.75	2005	GOODS AND SUPPLIES
21892	TRANSPO ELECTRIC CO		\$312.37	2005	GOODS AND SUPPLIES
24938	TRANSPO ELECTRIC CO		\$262.50	2005	GOODS AND SUPPLIES
21212	TRANSPO ELECTRIC CO		\$267.75	2005	GOODS AND SUPPLIES
24671	TRANSPO ELECTRIC CO		\$278.25	2005	GOODS AND SUPPLIES
32697	TRIANGLE SAFE & LOCK INC		\$25.00	2003	GOODS AND SUPPLIES
36952	TROPHY SHOP		\$152.00	2003	GOODS AND SUPPLIES
9154	TROPHY SHOP		\$157.00	2004	GOODS AND SUPPLIES
1182	TROPHY SHOP		\$151.96	2004	GOODS AND SUPPLIES
2218	TROPHY SHOP		\$60.47	2004	GOODS AND SUPPLIES
4576	TROPHY SHOP		\$194.64	2004	GOODS AND SUPPLIES
8325	TROPHY SHOP		\$103.00	2004	GOODS AND SUPPLIES
23060	TROPHY SHOP		\$103.92	2005	GOODS AND SUPPLIES
36339	TROPIC AIR CORP SANTAS CLOSET		\$365.00	2003	GOODS AND SUPPLIES
39517	TRUCK SUPPLY CO INC		\$81.84	2003	GOODS AND SUPPLIES
35872	TRUCK SUPPLY CO INC		\$409.45	2003	GOODS AND SUPPLIES
29759	TRUCK SUPPLY CO INC		\$35.57	2003	GOODS AND SUPPLIES
39779	TRUCK SUPPLY CO INC		\$26.54	2003	GOODS AND SUPPLIES
33827	TRUCK SUPPLY CO INC		\$5,000.00	2003	GOODS AND SUPPLIES
39216	TRUCK SUPPLY CO INC		\$3,000.00	2003	GOODS AND SUPPLIES
35709	TRUCK SUPPLY CO INC		\$62.79	2003	GOODS AND SUPPLIES
32895	TRUCK SUPPLY CO INC		\$65.18	2003	GOODS AND SUPPLIES
40957	TRUCK SUPPLY CO INC		\$9,347.92	2003	GOODS AND SUPPLIES
40958	TRUCK SUPPLY CO INC		\$199.07	2003	GOODS AND SUPPLIES
36008	TRUCK SUPPLY CO INC		\$5,000.00	2003	GOODS AND SUPPLIES
34265	TRUCK SUPPLY CO INC		\$31.19	2003	GOODS AND SUPPLIES
37187	TRUCK SUPPLY CO INC		\$33.29	2003	GOODS AND SUPPLIES
39611	TRUCK SUPPLY CO INC		\$5,000.00	2003	GOODS AND SUPPLIES
32164	TRUCK SUPPLY CO INC		\$5,000.00	2003	GOODS AND SUPPLIES
34326	TRUCK SUPPLY CO INC		\$16.55	2003	GOODS AND SUPPLIES
31746	TRUCK SUPPLY CO INC		\$5,000.00	2003	GOODS AND SUPPLIES
36620	TRUCK SUPPLY CO INC		\$28.98	2003	GOODS AND SUPPLIES

GOODS AND SERVICES CONTRACTS

Appendix A

PURCHASE ORDER #	VENDOR NAME	ETHNICITY	AWARD AMOUNT	FY	BUSINESS CATEGORY
29187	TRUCK SUPPLY CO INC		\$5,000.00	2003	GOODS AND SUPPLIES
34918	TRUCK SUPPLY CO INC		\$5,000.00	2003	GOODS AND SUPPLIES
38150	TRUCK SUPPLY CO INC		\$5,000.00	2003	GOODS AND SUPPLIES
41875	TRUCK SUPPLY CO INC		\$664.92	2005	GOODS AND SUPPLIES
34512	TRUCK SUPPLY CO INC		\$253.58	2003	GOODS AND SUPPLIES
37517	TRUCK SUPPLY CO INC		\$5,000.00	2003	GOODS AND SUPPLIES
41750	TRUCK SUPPLY CO INC		\$993.62	2005	GOODS AND SUPPLIES
41748	TRUCK SUPPLY CO INC		\$21.95	2005	GOODS AND SUPPLIES
37587	TRUCK SUPPLY CO INC		\$81.84	2003	GOODS AND SUPPLIES
41747	TRUCK SUPPLY CO INC		\$179.84	2005	GOODS AND SUPPLIES
41946	TRUCK SUPPLY CO INC		\$2,662.00	2005	GOODS AND SUPPLIES
3366	TRUCK SUPPLY CO INC		\$186.92	2004	GOODS AND SUPPLIES
13481	TRUCK SUPPLY CO INC		\$1,093.52	2004	GOODS AND SUPPLIES
13266	TRUCK SUPPLY CO INC		\$46.58	2004	GOODS AND SUPPLIES
11518	TRUCK SUPPLY CO INC		\$4,200.00	2004	GOODS AND SUPPLIES
9989	TRUCK SUPPLY CO INC		\$544.38	2004	GOODS AND SUPPLIES
10186	TRUCK SUPPLY CO INC		\$84.65	2004	GOODS AND SUPPLIES
13580	TRUCK SUPPLY CO INC		\$330.55	2004	GOODS AND SUPPLIES
10359	TRUCK SUPPLY CO INC		\$367.08	2004	GOODS AND SUPPLIES
10790	TRUCK SUPPLY CO INC		\$2,100.00	2004	GOODS AND SUPPLIES
11271	TRUCK SUPPLY CO INC		\$562.08	2004	GOODS AND SUPPLIES
11208	TRUCK SUPPLY CO INC		\$338.12	2004	GOODS AND SUPPLIES
10636	TRUCK SUPPLY CO INC		\$638.30	2004	GOODS AND SUPPLIES
13179	TRUCK SUPPLY CO INC		\$366.64	2004	GOODS AND SUPPLIES
2840	TRUCK SUPPLY CO INC		\$47.76	2004	GOODS AND SUPPLIES
6722	TRUCK SUPPLY CO INC		\$4,500.00	2004	GOODS AND SUPPLIES
9288	TRUCK SUPPLY CO INC		\$271.69	2004	GOODS AND SUPPLIES
6109	TRUCK SUPPLY CO INC		\$777.59	2004	GOODS AND SUPPLIES
449	TRUCK SUPPLY CO INC		\$4,000.00	2004	GOODS AND SUPPLIES
1632	TRUCK SUPPLY CO INC		\$4,000.00	2004	GOODS AND SUPPLIES
8309	TRUCK SUPPLY CO INC		\$28.56	2004	GOODS AND SUPPLIES
7933	TRUCK SUPPLY CO INC		\$102.90	2004	GOODS AND SUPPLIES
8666	TRUCK SUPPLY CO INC		\$27.28	2004	GOODS AND SUPPLIES
4969	TRUCK SUPPLY CO INC		\$4,500.00	2004	GOODS AND SUPPLIES

GOODS AND SERVICES CONTRACTS

Appendix A

PURCHASE ORDER #	VENDOR NAME	ETHNICITY	AWARD AMOUNT	FY	BUSINESS CATEGORY
9623	TRUCK SUPPLY CO INC		\$31.12	2004	GOODS AND SUPPLIES
9432	TRUCK SUPPLY CO INC		\$3,000.00	2004	GOODS AND SUPPLIES
8319	TRUCK SUPPLY CO INC		\$2,655.00	2004	GOODS AND SUPPLIES
7187	TRUCK SUPPLY CO INC		\$102.64	2004	GOODS AND SUPPLIES
20289	TRUCK SUPPLY CO INC		\$66.36	2005	GOODS AND SUPPLIES
28112	TRUCK SUPPLY CO INC		\$589.20	2003	GOODS AND SUPPLIES
17109	TRUCK SUPPLY CO INC		\$2,100.00	2005	GOODS AND SUPPLIES
23935	TRUCK SUPPLY CO INC		\$343.57	2005	GOODS AND SUPPLIES
17774	TRUCK SUPPLY CO INC		\$2,100.00	2005	GOODS AND SUPPLIES
19947	TRUCK SUPPLY CO INC		\$615.65	2005	GOODS AND SUPPLIES
14606	TRUCK SUPPLY CO INC		\$1,050.00	2004	GOODS AND SUPPLIES
21855	TRUCK SUPPLY CO INC		\$539.83	2005	GOODS AND SUPPLIES
14233	TRUCK SUPPLY CO INC		\$99.48	2004	GOODS AND SUPPLIES
21994	TRUCK SUPPLY CO INC		\$179.50	2005	GOODS AND SUPPLIES
20393	TRUCK SUPPLY CO INC		\$2,100.00	2005	GOODS AND SUPPLIES
15574	TRUCK SUPPLY CO INC		\$2,100.00	2005	GOODS AND SUPPLIES
21990	TRUCK SUPPLY CO INC		\$44.86	2005	GOODS AND SUPPLIES
24583	TRUCK SUPPLY CO INC		\$2,100.00	2005	GOODS AND SUPPLIES
22055	TRUCK SUPPLY CO INC		\$2,572.50	2005	GOODS AND SUPPLIES
23944	TRUCK SUPPLY CO INC		\$118.94	2005	GOODS AND SUPPLIES
20309	TRUCK SUPPLY CO INC		\$115.45	2005	GOODS AND SUPPLIES
25720	TRUCK SUPPLY CO INC		\$493.34	2005	GOODS AND SUPPLIES
22838	TRUCK SUPPLY CO INC		\$2,100.00	2005	GOODS AND SUPPLIES
20995	TRUCK SUPPLY CO INC		\$2,100.00	2005	GOODS AND SUPPLIES
22334	TRUCK SUPPLY CO INC		\$918.73	2005	GOODS AND SUPPLIES
22109	TRUCK SUPPLY CO INC		\$204.94	2005	GOODS AND SUPPLIES
19977	TRUCK SUPPLY CO INC		\$677.31	2005	GOODS AND SUPPLIES
27137	TRUCK SUPPLY CO INC		\$2,100.00	2005	GOODS AND SUPPLIES
31494	TUCKER KIRBY CO INC		\$477.75	2003	GOODS AND SUPPLIES
38621	TUCKER KIRBY CO INC		\$477.75	2003	GOODS AND SUPPLIES
32650	TUCKER KIRBY CO INC		\$283.50	2003	GOODS AND SUPPLIES
40962	TUCKER KIRBY CO INC		\$432.18	2003	GOODS AND SUPPLIES
40069	TUCKER KIRBY CO INC		\$360.15	2003	GOODS AND SUPPLIES
37152	TUCKER KIRBY CO INC		\$1,000.00	2003	GOODS AND SUPPLIES

GOODS AND SERVICES CONTRACTS

Appendix A

PURCHASE ORDER #	VENDOR NAME	ETHNICITY	AWARD AMOUNT	FY	BUSINESS CATEGORY
35697	TUCKER KIRBY CO INC		\$238.88	2003	GOODS AND SUPPLIES
40963	TUCKER KIRBY CO INC		\$477.75	2003	GOODS AND SUPPLIES
40964	TUCKER KIRBY CO INC		\$2,500.00	2003	GOODS AND SUPPLIES
40969	TUCKER KIRBY CO INC		\$499.70	2003	GOODS AND SUPPLIES
39663	TUCKER KIRBY CO INC		\$330.00	2003	GOODS AND SUPPLIES
40067	TUCKER KIRBY CO INC		\$77.80	2003	GOODS AND SUPPLIES
36765	TUCKER KIRBY CO INC		\$499.70	2003	GOODS AND SUPPLIES
37056	TUCKER KIRBY CO INC		\$79.80	2003	GOODS AND SUPPLIES
37259	TUCKER KIRBY CO INC		\$432.16	2003	GOODS AND SUPPLIES
34624	TUCKER KIRBY CO INC		\$283.50	2003	GOODS AND SUPPLIES
37735	TUCKER KIRBY CO INC		\$307.12	2003	GOODS AND SUPPLIES
38733	TUCKER KIRBY CO INC		\$189.60	2003	GOODS AND SUPPLIES
34055	TUCKER KIRBY CO INC		\$50.09	2003	GOODS AND SUPPLIES
38207	TUCKER KIRBY CO INC		\$385.56	2003	GOODS AND SUPPLIES
29253	TUCKER KIRBY CO INC		\$1,000.00	2003	GOODS AND SUPPLIES
38084	TUCKER KIRBY CO INC		\$411.60	2003	GOODS AND SUPPLIES
33998	TUCKER KIRBY CO INC		\$432.50	2003	GOODS AND SUPPLIES
34568	TUCKER KIRBY CO INC		\$477.75	2003	GOODS AND SUPPLIES
37768	TUCKER KIRBY CO INC		\$77.80	2003	GOODS AND SUPPLIES
34298	TUCKER KIRBY CO INC		\$450.00	2003	GOODS AND SUPPLIES
32666	TUCKER KIRBY CO INC		\$238.87	2003	GOODS AND SUPPLIES
4731	TUCKER KIRBY CO INC		\$105.00	2004	GOODS AND SUPPLIES
3517	TUCKER KIRBY CO INC		\$2,500.00	2004	GOODS AND SUPPLIES
5341	TUCKER KIRBY CO INC		\$499.80	2004	GOODS AND SUPPLIES
11156	TUCKER KIRBY CO INC		\$360.36	2004	GOODS AND SUPPLIES
6478	TUCKER KIRBY CO INC		\$429.14	2004	GOODS AND SUPPLIES
2579	TUCKER KIRBY CO INC		\$220.50	2004	GOODS AND SUPPLIES
10559	TUCKER KIRBY CO INC		\$728.53	2004	GOODS AND SUPPLIES
3428	TUCKER KIRBY CO INC		\$477.75	2004	GOODS AND SUPPLIES
6816	TUCKER KIRBY CO INC		\$1,575.00	2004	GOODS AND SUPPLIES
555	TUCKER KIRBY CO INC		\$283.50	2004	GOODS AND SUPPLIES
1081	TUCKER KIRBY CO INC		\$238.88	2004	GOODS AND SUPPLIES
4753	TUCKER KIRBY CO INC		\$94.50	2004	GOODS AND SUPPLIES
7424	TUCKER KIRBY CO INC		\$477.75	2004	GOODS AND SUPPLIES

GOODS AND SERVICES CONTRACTS

Appendix A

PURCHASE ORDER #	VENDOR NAME	ETHNICITY	AWARD AMOUNT	FY	BUSINESS CATEGORY
4224	TUCKER KIRBY CO INC		\$432.18	2004	GOODS AND SUPPLIES
4080	TUCKER KIRBY CO INC		\$238.88	2004	GOODS AND SUPPLIES
11473	TUCKER KIRBY CO INC		\$1,575.00	2004	GOODS AND SUPPLIES
5547	TUCKER KIRBY CO INC		\$53.55	2004	GOODS AND SUPPLIES
68	TUCKER KIRBY CO INC		\$2,100.00	2004	GOODS AND SUPPLIES
5751	TUCKER KIRBY CO INC		\$52.50	2004	GOODS AND SUPPLIES
6161	TUCKER KIRBY CO INC		\$216.03	2004	GOODS AND SUPPLIES
8572	TUCKER KIRBY CO INC		\$3,000.00	2004	GOODS AND SUPPLIES
5219	TUCKER KIRBY CO INC		\$226.89	2004	GOODS AND SUPPLIES
14441	TUCKER KIRBY CO INC		\$63.00	2004	GOODS AND SUPPLIES
26281	TUCKER KIRBY CO INC		\$486.00	2005	GOODS AND SUPPLIES
21097	TUCKER KIRBY CO INC		\$2,625.00	2005	GOODS AND SUPPLIES
28239	TUCKER KIRBY CO INC		\$432.18	2003	GOODS AND SUPPLIES
15768	TUCKER KIRBY CO INC		\$1,000.00	2005	GOODS AND SUPPLIES
21553	TUCKER KIRBY CO INC		\$1,000.00	2005	GOODS AND SUPPLIES
15074	TUCKER KIRBY CO INC		\$4,200.00	2005	GOODS AND SUPPLIES
18452	TUCKER KIRBY CO INC		\$248.06	2005	GOODS AND SUPPLIES
28225	TUCKER KIRBY CO INC		\$283.50	2003	GOODS AND SUPPLIES
26440	TUCKER KIRBY CO INC		\$1,575.00	2005	GOODS AND SUPPLIES
19850	TUCKER MATERIALS OF COLUMBIA INC		\$148.68	2005	GOODS AND SUPPLIES
12039	TWO WAY RADIO OF SOUTH CAROLINA INC		\$2,500.00	2004	GOODS AND SUPPLIES
42230	TYPEWRITER EXCHANGE AKA AZALIA M LEONHARDT		\$177.02	2005	GOODS AND SUPPLIES
35372	TYPEWRITER EXCHANGE AKA AZALIA M LEONHARDT		\$170.10	2003	GOODS AND SUPPLIES
33922	TYPEWRITER EXCHANGE AKA AZALIA M LEONHARDT		\$98.36	2003	GOODS AND SUPPLIES
33897	TYPEWRITER EXCHANGE AKA AZALIA M LEONHARDT		\$173.24	2003	GOODS AND SUPPLIES
34466	TYPEWRITER EXCHANGE AKA AZALIA M LEONHARDT		\$247.00	2003	GOODS AND SUPPLIES
34450	TYPEWRITER EXCHANGE AKA AZALIA M LEONHARDT		\$63.00	2003	GOODS AND SUPPLIES
36110	TYPEWRITER EXCHANGE AKA AZALIA M LEONHARDT		\$138.50	2003	GOODS AND SUPPLIES
35837	TYPEWRITER EXCHANGE AKA AZALIA M LEONHARDT		\$493.50	2003	GOODS AND SUPPLIES
39322	TYPEWRITER EXCHANGE AKA AZALIA M LEONHARDT		\$409.48	2003	GOODS AND SUPPLIES
37880	TYPEWRITER EXCHANGE AKA AZALIA M LEONHARDT		\$220.00	2003	GOODS AND SUPPLIES
32837	TYPEWRITER EXCHANGE AKA AZALIA M LEONHARDT		\$126.00	2003	GOODS AND SUPPLIES
31130	TYPEWRITER EXCHANGE AKA AZALIA M LEONHARDT		\$340.20	2003	GOODS AND SUPPLIES
39323	TYPEWRITER EXCHANGE AKA AZALIA M LEONHARDT		\$309.75	2003	GOODS AND SUPPLIES

GOODS AND SERVICES CONTRACTS

Appendix A

PURCHASE ORDER #	VENDOR NAME	ETHNICITY	AWARD AMOUNT	FY	BUSINESS CATEGORY
31076	TYPEWRITER EXCHANGE AKA AZALIA M LEONHARDT		\$200.00	2003	GOODS AND SUPPLIES
33407	TYPEWRITER EXCHANGE AKA AZALIA M LEONHARDT		\$508.20	2003	GOODS AND SUPPLIES
30457	TYPEWRITER EXCHANGE AKA AZALIA M LEONHARDT		\$168.00	2003	GOODS AND SUPPLIES
31037	TYPEWRITER EXCHANGE AKA AZALIA M LEONHARDT		\$366.45	2003	GOODS AND SUPPLIES
36967	TYPEWRITER EXCHANGE AKA AZALIA M LEONHARDT		\$220.48	2003	GOODS AND SUPPLIES
40977	TYPEWRITER EXCHANGE AKA AZALIA M LEONHARDT		\$175.35	2003	GOODS AND SUPPLIES
38624	TYPEWRITER EXCHANGE AKA AZALIA M LEONHARDT		\$168.00	2003	GOODS AND SUPPLIES
33535	TYPEWRITER EXCHANGE AKA AZALIA M LEONHARDT		\$168.00	2003	GOODS AND SUPPLIES
40979	TYPEWRITER EXCHANGE AKA AZALIA M LEONHARDT		\$170.10	2003	GOODS AND SUPPLIES
40452	TYPEWRITER EXCHANGE AKA AZALIA M LEONHARDT		\$189.00	2003	GOODS AND SUPPLIES
12427	TYPEWRITER EXCHANGE AKA AZALIA M LEONHARDT		\$309.75	2004	GOODS AND SUPPLIES
13066	TYPEWRITER EXCHANGE AKA AZALIA M LEONHARDT		\$242.55	2004	GOODS AND SUPPLIES
3328	TYPEWRITER EXCHANGE AKA AZALIA M LEONHARDT		\$78.00	2004	GOODS AND SUPPLIES
8268	TYPEWRITER EXCHANGE AKA AZALIA M LEONHARDT		\$163.80	2004	GOODS AND SUPPLIES
2297	TYPEWRITER EXCHANGE AKA AZALIA M LEONHARDT		\$309.75	2004	GOODS AND SUPPLIES
6387	TYPEWRITER EXCHANGE AKA AZALIA M LEONHARDT		\$262.50	2004	GOODS AND SUPPLIES
13549	TYPEWRITER EXCHANGE AKA AZALIA M LEONHARDT		\$163.80	2004	GOODS AND SUPPLIES
13374	TYPEWRITER EXCHANGE AKA AZALIA M LEONHARDT		\$309.75	2004	GOODS AND SUPPLIES
9447	TYPEWRITER EXCHANGE AKA AZALIA M LEONHARDT		\$314.99	2004	GOODS AND SUPPLIES
2301	TYPEWRITER EXCHANGE AKA AZALIA M LEONHARDT		\$309.75	2004	GOODS AND SUPPLIES
1446	TYPEWRITER EXCHANGE AKA AZALIA M LEONHARDT		\$903.54	2004	GOODS AND SUPPLIES
9673	TYPEWRITER EXCHANGE AKA AZALIA M LEONHARDT		\$168.00	2004	GOODS AND SUPPLIES
3721	TYPEWRITER EXCHANGE AKA AZALIA M LEONHARDT		\$309.75	2004	GOODS AND SUPPLIES
9406	TYPEWRITER EXCHANGE AKA AZALIA M LEONHARDT		\$314.99	2004	GOODS AND SUPPLIES
4918	TYPEWRITER EXCHANGE AKA AZALIA M LEONHARDT		\$340.20	2004	GOODS AND SUPPLIES
3885	TYPEWRITER EXCHANGE AKA AZALIA M LEONHARDT		\$231.00	2004	GOODS AND SUPPLIES
9761	TYPEWRITER EXCHANGE AKA AZALIA M LEONHARDT		\$168.00	2004	GOODS AND SUPPLIES
9700	TYPEWRITER EXCHANGE AKA AZALIA M LEONHARDT		\$160.00	2004	GOODS AND SUPPLIES
10535	TYPEWRITER EXCHANGE AKA AZALIA M LEONHARDT		\$63.00	2004	GOODS AND SUPPLIES
23138	TYPEWRITER EXCHANGE AKA AZALIA M LEONHARDT		\$167.00	2005	GOODS AND SUPPLIES
19938	TYPEWRITER EXCHANGE AKA AZALIA M LEONHARDT		\$166.16	2005	GOODS AND SUPPLIES
26098	TYPEWRITER EXCHANGE AKA AZALIA M LEONHARDT		\$168.00	2005	GOODS AND SUPPLIES
18492	TYPEWRITER EXCHANGE AKA AZALIA M LEONHARDT		\$231.00	2005	GOODS AND SUPPLIES
16291	TYPEWRITER EXCHANGE AKA AZALIA M LEONHARDT		\$309.75	2005	GOODS AND SUPPLIES

GOODS AND SERVICES CONTRACTS

Appendix A

PURCHASE ORDER #	VENDOR NAME	ETHNICITY	AWARD AMOUNT	FY	BUSINESS CATEGORY
15002	TYPEWRITER EXCHANGE AKA AZALIA M LEONHARDT		\$110.25	2005	GOODS AND SUPPLIES
14247	TYPEWRITER EXCHANGE AKA AZALIA M LEONHARDT		\$157.50	2004	GOODS AND SUPPLIES
18930	TYPEWRITER EXCHANGE AKA AZALIA M LEONHARDT		\$618.45	2005	GOODS AND SUPPLIES
26353	TYPEWRITER EXCHANGE AKA AZALIA M LEONHARDT		\$399.00	2005	GOODS AND SUPPLIES
29714	U HAUL INTERNATIONAL		\$2,000.00	2003	GOODS AND SUPPLIES
41064	U HAUL INTERNATIONAL		\$32.36	2003	GOODS AND SUPPLIES
4377	U HAUL INTERNATIONAL		\$500.00	2004	GOODS AND SUPPLIES
19958	U HAUL INTERNATIONAL		\$42.75	2005	GOODS AND SUPPLIES
27131	U HAUL INTERNATIONAL		\$48.22	2005	GOODS AND SUPPLIES
32733	U S FOOD SERVICE INC		\$2,093.05	2003	GOODS AND SUPPLIES
35759	U S FOOD SERVICE INC		\$393.75	2003	GOODS AND SUPPLIES
41452	U S FOOD SERVICE INC		\$83.00	2005	GOODS AND SUPPLIES
21073	U S FOOD SERVICE INC		\$2,439.48	2005	GOODS AND SUPPLIES
29259	UNICON TRI COUNTY INC		\$3,000.00	2003	GOODS AND SUPPLIES
29239	UNICON TRI COUNTY INC		\$4,619.24	2003	GOODS AND SUPPLIES
29246	UNICON TRI COUNTY INC		\$3,000.00	2003	GOODS AND SUPPLIES
41053	UNICON TRI COUNTY INC		\$4,500.00	2003	GOODS AND SUPPLIES
30415	UNICON TRI COUNTY INC		\$1,000.00	2003	GOODS AND SUPPLIES
33248	UNICON TRI COUNTY INC		\$307.13	2003	GOODS AND SUPPLIES
29586	UNIFIRST CORP		\$225.00	2003	GOODS AND SUPPLIES
29577	UNIFIRST CORP		\$650.00	2003	GOODS AND SUPPLIES
33568	UNIFIRST CORP		\$650.00	2003	GOODS AND SUPPLIES
37837	UNIFIRST CORP		\$383.52	2003	GOODS AND SUPPLIES
39509	UNIFIRST CORP		\$275.88	2003	GOODS AND SUPPLIES
36749	UNIFIRST CORP		\$75.00	2003	GOODS AND SUPPLIES
40632	UNIFIRST CORP		\$4,006.48	2003	GOODS AND SUPPLIES
29070	UNIFIRST CORP		\$237,000.00	2003	GOODS AND SUPPLIES
1873	UNIFIRST CORP		\$789.60	2004	GOODS AND SUPPLIES
3798	UNIFIRST CORP		\$125.00	2004	GOODS AND SUPPLIES
3673	UNIFIRST CORP		\$125.00	2004	GOODS AND SUPPLIES
477	UNIFIRST CORP		\$279,320.55	2004	GOODS AND SUPPLIES
3347	UNIFIRST CORP		\$285.04	2004	GOODS AND SUPPLIES
1806	UNIFIRST CORP		\$71.70	2004	GOODS AND SUPPLIES
947	UNIFIRST CORP		\$78.00	2004	GOODS AND SUPPLIES

GOODS AND SERVICES CONTRACTS

Appendix A

PURCHASE ORDER #	VENDOR NAME	ETHNICITY	AWARD AMOUNT	FY	BUSINESS CATEGORY
17400	UNIFIRST CORP		\$303.16	2005	GOODS AND SUPPLIES
16067	UNIFIRST CORP		\$262,500.00	2005	GOODS AND SUPPLIES
16983	UNIFIRST CORP		\$780.00	2005	GOODS AND SUPPLIES
15856	UNIFIRST CORP		\$125.00	2005	GOODS AND SUPPLIES
26520	UNIFIRST CORP		\$400.00	2005	GOODS AND SUPPLIES
41493	UNISOURCE		\$83.73	2005	GOODS AND SUPPLIES
31441	UNISOURCE		\$241.12	2003	GOODS AND SUPPLIES
36297	UNISOURCE		\$3,622.08	2003	GOODS AND SUPPLIES
31977	UNISOURCE		\$3,511.20	2003	GOODS AND SUPPLIES
38835	UNISOURCE		\$490.81	2003	GOODS AND SUPPLIES
35510	UNISOURCE		\$3,000.00	2003	GOODS AND SUPPLIES
29743	UNISOURCE		\$3,524.64	2003	GOODS AND SUPPLIES
35047	UNISOURCE		\$2,500.00	2003	GOODS AND SUPPLIES
34320	UNISOURCE		\$3,622.80	2003	GOODS AND SUPPLIES
32501	UNISOURCE		\$3,437.06	2003	GOODS AND SUPPLIES
36449	UNISOURCE		\$302.15	2003	GOODS AND SUPPLIES
40446	UNISOURCE		\$3,360.00	2003	GOODS AND SUPPLIES
36870	UNISOURCE		\$494.80	2003	GOODS AND SUPPLIES
31442	UNISOURCE		\$241.12	2003	GOODS AND SUPPLIES
38594	UNISOURCE		\$292.80	2003	GOODS AND SUPPLIES
38982	UNISOURCE		\$1,645.35	2003	GOODS AND SUPPLIES
36924	UNISOURCE		\$1,087.58	2003	GOODS AND SUPPLIES
38595	UNISOURCE		\$142.90	2003	GOODS AND SUPPLIES
29861	UNISOURCE		\$1,125.00	2003	GOODS AND SUPPLIES
33485	UNISOURCE		\$1,087.53	2003	GOODS AND SUPPLIES
41380	UNISOURCE		\$554.91	2005	GOODS AND SUPPLIES
32426	UNISOURCE		\$400.00	2003	GOODS AND SUPPLIES
40635	UNISOURCE		\$1,000.00	2003	GOODS AND SUPPLIES
41312	UNISOURCE		\$800.00	2005	GOODS AND SUPPLIES
40636	UNISOURCE		\$318.57	2003	GOODS AND SUPPLIES
40641	UNISOURCE		\$450.00	2003	GOODS AND SUPPLIES
32314	UNISOURCE		\$235.10	2003	GOODS AND SUPPLIES
40658	UNISOURCE		\$212.89	2003	GOODS AND SUPPLIES
34932	UNISOURCE		\$200.00	2003	GOODS AND SUPPLIES

GOODS AND SERVICES CONTRACTS

Appendix A

PURCHASE ORDER #	VENDOR NAME	ETHNICITY	AWARD AMOUNT	FY	BUSINESS CATEGORY
30536	UNISOURCE		\$3,000.00	2003	GOODS AND SUPPLIES
34006	UNISOURCE		\$492.22	2003	GOODS AND SUPPLIES
37642	UNISOURCE		\$2,505.63	2003	GOODS AND SUPPLIES
31372	UNISOURCE		\$241.12	2003	GOODS AND SUPPLIES
30453	UNISOURCE		\$6,076.80	2003	GOODS AND SUPPLIES
30447	UNISOURCE		\$318.40	2003	GOODS AND SUPPLIES
37832	UNISOURCE		\$300.00	2003	GOODS AND SUPPLIES
34680	UNISOURCE		\$315.94	2003	GOODS AND SUPPLIES
35238	UNISOURCE		\$3,674.02	2003	GOODS AND SUPPLIES
39165	UNISOURCE		\$450.00	2003	GOODS AND SUPPLIES
31960	UNISOURCE		\$236.83	2003	GOODS AND SUPPLIES
34739	UNISOURCE		\$119.28	2003	GOODS AND SUPPLIES
37701	UNISOURCE		\$466.00	2003	GOODS AND SUPPLIES
29581	UNISOURCE		\$1,200.00	2003	GOODS AND SUPPLIES
33964	UNISOURCE		\$233.42	2003	GOODS AND SUPPLIES
31688	UNISOURCE		\$172.34	2003	GOODS AND SUPPLIES
4942	UNISOURCE		\$32.42	2004	GOODS AND SUPPLIES
7647	UNISOURCE		\$2,144.02	2004	GOODS AND SUPPLIES
12147	UNISOURCE		\$3,494.40	2004	GOODS AND SUPPLIES
7459	UNISOURCE		\$232.32	2004	GOODS AND SUPPLIES
1778	UNISOURCE		\$555.11	2004	GOODS AND SUPPLIES
582	UNISOURCE		\$226.74	2004	GOODS AND SUPPLIES
12438	UNISOURCE		\$2,064.00	2004	GOODS AND SUPPLIES
2258	UNISOURCE		\$3,360.00	2004	GOODS AND SUPPLIES
1142	UNISOURCE		\$131.44	2004	GOODS AND SUPPLIES
5387	UNISOURCE		\$3,000.00	2004	GOODS AND SUPPLIES
5689	UNISOURCE		\$353.64	2004	GOODS AND SUPPLIES
5777	UNISOURCE		\$248.75	2004	GOODS AND SUPPLIES
13834	UNISOURCE		\$226.43	2004	GOODS AND SUPPLIES
5515	UNISOURCE		\$265.23	2004	GOODS AND SUPPLIES
5980	UNISOURCE		\$3,588.04	2004	GOODS AND SUPPLIES
5510	UNISOURCE		\$325.77	2004	GOODS AND SUPPLIES
5447	UNISOURCE		\$322.00	2004	GOODS AND SUPPLIES
520	UNISOURCE		\$3,000.00	2004	GOODS AND SUPPLIES

GOODS AND SERVICES CONTRACTS

Appendix A

PURCHASE ORDER #	VENDOR NAME	ETHNICITY	AWARD AMOUNT	FY	BUSINESS CATEGORY
6203	UNISOURCE		\$323.27	2004	GOODS AND SUPPLIES
5213	UNISOURCE		\$353.64	2004	GOODS AND SUPPLIES
5385	UNISOURCE		\$1,500.00	2004	GOODS AND SUPPLIES
518	UNISOURCE		\$2,500.00	2004	GOODS AND SUPPLIES
13206	UNISOURCE		\$266.65	2004	GOODS AND SUPPLIES
11951	UNISOURCE		\$393.75	2004	GOODS AND SUPPLIES
5339	UNISOURCE		\$504.76	2004	GOODS AND SUPPLIES
12936	UNISOURCE		\$279.26	2004	GOODS AND SUPPLIES
6846	UNISOURCE		\$1,569.60	2004	GOODS AND SUPPLIES
5274	UNISOURCE		\$521.69	2004	GOODS AND SUPPLIES
5411	UNISOURCE		\$325.77	2004	GOODS AND SUPPLIES
9026	UNISOURCE		\$79.10	2004	GOODS AND SUPPLIES
9874	UNISOURCE		\$3,360.00	2004	GOODS AND SUPPLIES
11796	UNISOURCE		\$327.00	2004	GOODS AND SUPPLIES
11386	UNISOURCE		\$300.00	2004	GOODS AND SUPPLIES
8303	UNISOURCE		\$2,144.02	2004	GOODS AND SUPPLIES
11953	UNISOURCE		\$500.00	2004	GOODS AND SUPPLIES
8465	UNISOURCE		\$2,000.00	2004	GOODS AND SUPPLIES
9495	UNISOURCE		\$156.12	2004	GOODS AND SUPPLIES
10869	UNISOURCE		\$215.00	2004	GOODS AND SUPPLIES
651	UNISOURCE		\$391.86	2004	GOODS AND SUPPLIES
11604	UNISOURCE		\$2,001.72	2004	GOODS AND SUPPLIES
11483	UNISOURCE		\$568.86	2004	GOODS AND SUPPLIES
8968	UNISOURCE		\$353.64	2004	GOODS AND SUPPLIES
4572	UNISOURCE		\$160.82	2004	GOODS AND SUPPLIES
10101	UNISOURCE		\$474.29	2004	GOODS AND SUPPLIES
11111	UNISOURCE		\$2,000.00	2004	GOODS AND SUPPLIES
4250	UNISOURCE		\$356.87	2004	GOODS AND SUPPLIES
8466	UNISOURCE		\$1,500.00	2004	GOODS AND SUPPLIES
7607	UNISOURCE		\$353.64	2004	GOODS AND SUPPLIES
2427	UNISOURCE		\$346.93	2004	GOODS AND SUPPLIES
11867	UNISOURCE		\$353.64	2004	GOODS AND SUPPLIES
3996	UNISOURCE		\$282.27	2004	GOODS AND SUPPLIES
7772	UNISOURCE		\$227.39	2004	GOODS AND SUPPLIES

GOODS AND SERVICES CONTRACTS

Appendix A

PURCHASE ORDER #	VENDOR NAME	ETHNICITY	AWARD AMOUNT	FY	BUSINESS CATEGORY
7893	UNISOURCE		\$326.03	2004	GOODS AND SUPPLIES
11884	UNISOURCE		\$353.64	2004	GOODS AND SUPPLIES
9854	UNISOURCE		\$77.05	2004	GOODS AND SUPPLIES
26525	UNISOURCE		\$700.00	2005	GOODS AND SUPPLIES
14681	UNISOURCE		\$442.05	2004	GOODS AND SUPPLIES
21230	UNISOURCE		\$452.58	2005	GOODS AND SUPPLIES
19329	UNISOURCE		\$362.88	2005	GOODS AND SUPPLIES
18010	UNISOURCE		\$327.00	2005	GOODS AND SUPPLIES
15866	UNISOURCE		\$1,000.00	2005	GOODS AND SUPPLIES
18011	UNISOURCE		\$76.00	2005	GOODS AND SUPPLIES
18012	UNISOURCE		\$461.00	2005	GOODS AND SUPPLIES
25773	UNISOURCE		\$438.65	2005	GOODS AND SUPPLIES
19774	UNISOURCE		\$493.32	2005	GOODS AND SUPPLIES
17522	UNISOURCE		\$231.00	2005	GOODS AND SUPPLIES
15773	UNISOURCE		\$353.64	2005	GOODS AND SUPPLIES
16276	UNISOURCE		\$176.19	2005	GOODS AND SUPPLIES
23818	UNISOURCE		\$500.00	2005	GOODS AND SUPPLIES
22241	UNISOURCE		\$1,000.00	2005	GOODS AND SUPPLIES
17023	UNISOURCE		\$1,000.00	2005	GOODS AND SUPPLIES
26021	UNISOURCE		\$370.13	2005	GOODS AND SUPPLIES
22824	UNISOURCE		\$484.14	2005	GOODS AND SUPPLIES
20018	UNISOURCE		\$353.64	2005	GOODS AND SUPPLIES
15516	UNISOURCE		\$301.14	2005	GOODS AND SUPPLIES
19283	UNISOURCE		\$499.46	2005	GOODS AND SUPPLIES
19286	UNISOURCE		\$187.96	2005	GOODS AND SUPPLIES
28780	UNISOURCE		\$450.74	2003	GOODS AND SUPPLIES
21756	UNISOURCE		\$1,780.38	2005	GOODS AND SUPPLIES
19661	UNISOURCE		\$410.13	2005	GOODS AND SUPPLIES
20258	UNISOURCE		\$1,591.28	2005	GOODS AND SUPPLIES
19285	UNISOURCE		\$1,000.00	2005	GOODS AND SUPPLIES
16205	UNISOURCE		\$300.00	2005	GOODS AND SUPPLIES
18005	UNISOURCE		\$3,640.56	2005	GOODS AND SUPPLIES
20151	UNISOURCE		\$500.00	2005	GOODS AND SUPPLIES
14111	UNISOURCE		\$1,272.86	2004	GOODS AND SUPPLIES

GOODS AND SERVICES CONTRACTS

Appendix A

PURCHASE ORDER #	VENDOR NAME	ETHNICITY	AWARD AMOUNT	FY	BUSINESS CATEGORY
15769	UNISOURCE		\$300.00	2005	GOODS AND SUPPLIES
20478	UNISOURCE		\$3,640.56	2005	GOODS AND SUPPLIES
15919	UNISOURCE		\$326.03	2005	GOODS AND SUPPLIES
15218	UNISOURCE		\$2,625.00	2005	GOODS AND SUPPLIES
17523	UNISOURCE		\$292.53	2005	GOODS AND SUPPLIES
22816	UNISOURCE		\$330.54	2005	GOODS AND SUPPLIES
19355	UNISOURCE		\$1,505.73	2005	GOODS AND SUPPLIES
23814	UNISOURCE		\$319.28	2005	GOODS AND SUPPLIES
39440	UNITED PRODUCT DISTRIBUTORS	AFRICAN AMERICAN	\$345.24	2003	GOODS AND SUPPLIES
40549	UNITED PRODUCT DISTRIBUTORS	AFRICAN AMERICAN	\$210.88	2003	GOODS AND SUPPLIES
39306	UNITED PRODUCT DISTRIBUTORS	AFRICAN AMERICAN	\$401.64	2003	GOODS AND SUPPLIES
40550	UNITED PRODUCT DISTRIBUTORS	AFRICAN AMERICAN	\$131.99	2003	GOODS AND SUPPLIES
39166	UNITED PRODUCT DISTRIBUTORS	AFRICAN AMERICAN	\$450.00	2003	GOODS AND SUPPLIES
40534	UNITED PRODUCT DISTRIBUTORS	AFRICAN AMERICAN	\$108.39	2003	GOODS AND SUPPLIES
39157	UNITED PRODUCT DISTRIBUTORS	AFRICAN AMERICAN	\$1,306.92	2003	GOODS AND SUPPLIES
40533	UNITED PRODUCT DISTRIBUTORS	AFRICAN AMERICAN	\$424.07	2003	GOODS AND SUPPLIES
39438	UNITED PRODUCT DISTRIBUTORS	AFRICAN AMERICAN	\$451.74	2003	GOODS AND SUPPLIES
39620	UNITED PRODUCT DISTRIBUTORS	AFRICAN AMERICAN	\$300.00	2003	GOODS AND SUPPLIES
39796	UNITED PRODUCT DISTRIBUTORS	AFRICAN AMERICAN	\$624.14	2003	GOODS AND SUPPLIES
40105	UNITED PRODUCT DISTRIBUTORS	AFRICAN AMERICAN	\$488.40	2003	GOODS AND SUPPLIES
40113	UNITED PRODUCT DISTRIBUTORS	AFRICAN AMERICAN	\$265.22	2003	GOODS AND SUPPLIES
38985	UNITED PRODUCT DISTRIBUTORS	AFRICAN AMERICAN	\$79.55	2003	GOODS AND SUPPLIES
40317	UNITED PRODUCT DISTRIBUTORS	AFRICAN AMERICAN	\$184.18	2003	GOODS AND SUPPLIES
40329	UNITED PRODUCT DISTRIBUTORS	AFRICAN AMERICAN	\$152.99	2003	GOODS AND SUPPLIES
39487	UNITED PRODUCT DISTRIBUTORS	AFRICAN AMERICAN	\$283.41	2003	GOODS AND SUPPLIES
40332	UNITED PRODUCT DISTRIBUTORS	AFRICAN AMERICAN	\$133.27	2003	GOODS AND SUPPLIES
39089	UNITED PRODUCT DISTRIBUTORS	AFRICAN AMERICAN	\$12.72	2003	GOODS AND SUPPLIES
40416	UNITED PRODUCT DISTRIBUTORS	AFRICAN AMERICAN	\$213.61	2003	GOODS AND SUPPLIES
38592	UNITED PRODUCT DISTRIBUTORS	AFRICAN AMERICAN	\$250.00	2003	GOODS AND SUPPLIES
39488	UNITED PRODUCT DISTRIBUTORS	AFRICAN AMERICAN	\$94.28	2003	GOODS AND SUPPLIES
38970	UNITED PRODUCT DISTRIBUTORS	AFRICAN AMERICAN	\$53.39	2003	GOODS AND SUPPLIES
39465	UNITED PRODUCT DISTRIBUTORS	AFRICAN AMERICAN	\$483.74	2003	GOODS AND SUPPLIES
39461	UNITED PRODUCT DISTRIBUTORS	AFRICAN AMERICAN	\$935.08	2003	GOODS AND SUPPLIES
40330	UNITED PRODUCT DISTRIBUTORS	AFRICAN AMERICAN	\$310.79	2003	GOODS AND SUPPLIES

GOODS AND SERVICES CONTRACTS

Appendix A

PURCHASE ORDER #	VENDOR NAME	ETHNICITY	AWARD AMOUNT	FY	BUSINESS CATEGORY
40688	UNITED PRODUCT DISTRIBUTORS	AFRICAN AMERICAN	\$351.21	2003	GOODS AND SUPPLIES
40693	UNITED PRODUCT DISTRIBUTORS	AFRICAN AMERICAN	\$2,402.55	2003	GOODS AND SUPPLIES
40691	UNITED PRODUCT DISTRIBUTORS	AFRICAN AMERICAN	\$623.21	2003	GOODS AND SUPPLIES
40690	UNITED PRODUCT DISTRIBUTORS	AFRICAN AMERICAN	\$433.03	2003	GOODS AND SUPPLIES
40694	UNITED PRODUCT DISTRIBUTORS	AFRICAN AMERICAN	\$71.97	2003	GOODS AND SUPPLIES
40685	UNITED PRODUCT DISTRIBUTORS	AFRICAN AMERICAN	\$834.97	2003	GOODS AND SUPPLIES
2688	UNITED PRODUCT DISTRIBUTORS	AFRICAN AMERICAN	\$196.68	2004	GOODS AND SUPPLIES
1022	UNITED PRODUCT DISTRIBUTORS	AFRICAN AMERICAN	\$297.45	2004	GOODS AND SUPPLIES
2708	UNITED PRODUCT DISTRIBUTORS	AFRICAN AMERICAN	\$150.88	2004	GOODS AND SUPPLIES
9999	UNITED PRODUCT DISTRIBUTORS	AFRICAN AMERICAN	\$54.05	2004	GOODS AND SUPPLIES
714	UNITED PRODUCT DISTRIBUTORS	AFRICAN AMERICAN	\$212.64	2004	GOODS AND SUPPLIES
13217	UNITED PRODUCT DISTRIBUTORS	AFRICAN AMERICAN	\$209.90	2004	GOODS AND SUPPLIES
9018	UNITED PRODUCT DISTRIBUTORS	AFRICAN AMERICAN	\$1,287.05	2004	GOODS AND SUPPLIES
221	UNITED PRODUCT DISTRIBUTORS	AFRICAN AMERICAN	\$293.21	2004	GOODS AND SUPPLIES
3584	UNITED PRODUCT DISTRIBUTORS	AFRICAN AMERICAN	\$490.07	2004	GOODS AND SUPPLIES
4329	UNITED PRODUCT DISTRIBUTORS	AFRICAN AMERICAN	\$208.91	2004	GOODS AND SUPPLIES
3941	UNITED PRODUCT DISTRIBUTORS	AFRICAN AMERICAN	\$209.83	2004	GOODS AND SUPPLIES
789	UNITED PRODUCT DISTRIBUTORS	AFRICAN AMERICAN	\$2,016.00	2004	GOODS AND SUPPLIES
2492	UNITED PRODUCT DISTRIBUTORS	AFRICAN AMERICAN	\$47.15	2004	GOODS AND SUPPLIES
3940	UNITED PRODUCT DISTRIBUTORS	AFRICAN AMERICAN	\$55.39	2004	GOODS AND SUPPLIES
3939	UNITED PRODUCT DISTRIBUTORS	AFRICAN AMERICAN	\$231.22	2004	GOODS AND SUPPLIES
2729	UNITED PRODUCT DISTRIBUTORS	AFRICAN AMERICAN	\$292.47	2004	GOODS AND SUPPLIES
9591	UNITED PRODUCT DISTRIBUTORS	AFRICAN AMERICAN	\$129.11	2004	GOODS AND SUPPLIES
2757	UNITED PRODUCT DISTRIBUTORS	AFRICAN AMERICAN	\$32.79	2004	GOODS AND SUPPLIES
471	UNITED PRODUCT DISTRIBUTORS	AFRICAN AMERICAN	\$20.62	2004	GOODS AND SUPPLIES
2942	UNITED PRODUCT DISTRIBUTORS	AFRICAN AMERICAN	\$102.27	2004	GOODS AND SUPPLIES
3173	UNITED PRODUCT DISTRIBUTORS	AFRICAN AMERICAN	\$197.93	2004	GOODS AND SUPPLIES
1293	UNITED PRODUCT DISTRIBUTORS	AFRICAN AMERICAN	\$68.15	2004	GOODS AND SUPPLIES
13898	UNITED PRODUCT DISTRIBUTORS	AFRICAN AMERICAN	\$226.49	2004	GOODS AND SUPPLIES
1682	UNITED PRODUCT DISTRIBUTORS	AFRICAN AMERICAN	\$81.37	2004	GOODS AND SUPPLIES
11864	UNITED PRODUCT DISTRIBUTORS	AFRICAN AMERICAN	\$309.33	2004	GOODS AND SUPPLIES
3135	UNITED PRODUCT DISTRIBUTORS	AFRICAN AMERICAN	\$75.14	2004	GOODS AND SUPPLIES
12513	UNITED PRODUCT DISTRIBUTORS	AFRICAN AMERICAN	\$1,020.28	2004	GOODS AND SUPPLIES
12266	UNITED PRODUCT DISTRIBUTORS	AFRICAN AMERICAN	\$433.71	2004	GOODS AND SUPPLIES

GOODS AND SERVICES CONTRACTS

Appendix A

PURCHASE ORDER #	VENDOR NAME	ETHNICITY	AWARD AMOUNT	FY	BUSINESS CATEGORY
7454	UNITED PRODUCT DISTRIBUTORS	AFRICAN AMERICAN	\$1,084.55	2004	GOODS AND SUPPLIES
12227	UNITED PRODUCT DISTRIBUTORS	AFRICAN AMERICAN	\$187.05	2004	GOODS AND SUPPLIES
8253	UNITED PRODUCT DISTRIBUTORS	AFRICAN AMERICAN	\$250.00	2004	GOODS AND SUPPLIES
13924	UNITED PRODUCT DISTRIBUTORS	AFRICAN AMERICAN	\$1,000.40	2004	GOODS AND SUPPLIES
4203	UNITED PRODUCT DISTRIBUTORS	AFRICAN AMERICAN	\$87.34	2004	GOODS AND SUPPLIES
1162	UNITED PRODUCT DISTRIBUTORS	AFRICAN AMERICAN	\$240.62	2004	GOODS AND SUPPLIES
9912	UNITED PRODUCT DISTRIBUTORS	AFRICAN AMERICAN	\$532.25	2004	GOODS AND SUPPLIES
1772	UNITED PRODUCT DISTRIBUTORS	AFRICAN AMERICAN	\$210.81	2004	GOODS AND SUPPLIES
9911	UNITED PRODUCT DISTRIBUTORS	AFRICAN AMERICAN	\$1,019.89	2004	GOODS AND SUPPLIES
12956	UNITED PRODUCT DISTRIBUTORS	AFRICAN AMERICAN	\$271.93	2004	GOODS AND SUPPLIES
8697	UNITED PRODUCT DISTRIBUTORS	AFRICAN AMERICAN	\$434.68	2004	GOODS AND SUPPLIES
719	UNITED PRODUCT DISTRIBUTORS	AFRICAN AMERICAN	\$230.69	2004	GOODS AND SUPPLIES
13831	UNITED PRODUCT DISTRIBUTORS	AFRICAN AMERICAN	\$163.79	2004	GOODS AND SUPPLIES
8847	UNITED PRODUCT DISTRIBUTORS	AFRICAN AMERICAN	\$356.62	2004	GOODS AND SUPPLIES
1681	UNITED PRODUCT DISTRIBUTORS	AFRICAN AMERICAN	\$157.61	2004	GOODS AND SUPPLIES
7141	UNITED PRODUCT DISTRIBUTORS	AFRICAN AMERICAN	\$1,084.55	2004	GOODS AND SUPPLIES
3440	UNITED PRODUCT DISTRIBUTORS	AFRICAN AMERICAN	\$262.50	2004	GOODS AND SUPPLIES
1814	UNITED PRODUCT DISTRIBUTORS	AFRICAN AMERICAN	\$473.52	2004	GOODS AND SUPPLIES
3088	UNITED PRODUCT DISTRIBUTORS	AFRICAN AMERICAN	\$415.57	2004	GOODS AND SUPPLIES
12637	UNITED PRODUCT DISTRIBUTORS	AFRICAN AMERICAN	\$624.14	2004	GOODS AND SUPPLIES
784	UNITED PRODUCT DISTRIBUTORS	AFRICAN AMERICAN	\$559.84	2004	GOODS AND SUPPLIES
1812	UNITED PRODUCT DISTRIBUTORS	AFRICAN AMERICAN	\$247.30	2004	GOODS AND SUPPLIES
4841	UNITED PRODUCT DISTRIBUTORS	AFRICAN AMERICAN	\$240.98	2004	GOODS AND SUPPLIES
2087	UNITED PRODUCT DISTRIBUTORS	AFRICAN AMERICAN	\$1,959.30	2004	GOODS AND SUPPLIES
20319	UNITED PRODUCT DISTRIBUTORS	AFRICAN AMERICAN	\$173.13	2005	GOODS AND SUPPLIES
14501	UNITED PRODUCT DISTRIBUTORS	AFRICAN AMERICAN	\$239.08	2004	GOODS AND SUPPLIES
28238	UNITED PRODUCT DISTRIBUTORS	AFRICAN AMERICAN	\$278.53	2003	GOODS AND SUPPLIES
22362	UNITED PRODUCT DISTRIBUTORS	AFRICAN AMERICAN	\$103.89	2005	GOODS AND SUPPLIES
20137	UNITED PRODUCT DISTRIBUTORS	AFRICAN AMERICAN	\$65.85	2005	GOODS AND SUPPLIES
17519	UNITED PRODUCT DISTRIBUTORS	AFRICAN AMERICAN	\$200.00	2005	GOODS AND SUPPLIES
14081	UNITED PRODUCT DISTRIBUTORS	AFRICAN AMERICAN	\$510.50	2004	GOODS AND SUPPLIES
14870	UNITED PRODUCT DISTRIBUTORS	AFRICAN AMERICAN	\$120.80	2005	GOODS AND SUPPLIES
28243	UNITED PRODUCT DISTRIBUTORS	AFRICAN AMERICAN	\$299.40	2003	GOODS AND SUPPLIES
16605	UNITED PRODUCT DISTRIBUTORS	AFRICAN AMERICAN	\$132.29	2005	GOODS AND SUPPLIES

GOODS AND SERVICES CONTRACTS

Appendix A

PURCHASE ORDER #	VENDOR NAME	ETHNICITY	AWARD AMOUNT	FY	BUSINESS CATEGORY
19306	UNITED PRODUCT DISTRIBUTORS	AFRICAN AMERICAN	\$178.50	2005	GOODS AND SUPPLIES
13977	UNITED PRODUCT DISTRIBUTORS	AFRICAN AMERICAN	\$128.48	2004	GOODS AND SUPPLIES
20742	UNITED PRODUCT DISTRIBUTORS	AFRICAN AMERICAN	\$124.26	2005	GOODS AND SUPPLIES
16910	UNITED PRODUCT DISTRIBUTORS	AFRICAN AMERICAN	\$560.53	2005	GOODS AND SUPPLIES
14982	UNITED PRODUCT DISTRIBUTORS	AFRICAN AMERICAN	\$525.00	2005	GOODS AND SUPPLIES
22430	UNITED PRODUCT DISTRIBUTORS	AFRICAN AMERICAN	\$500.00	2005	GOODS AND SUPPLIES
17025	UNITED PRODUCT DISTRIBUTORS	AFRICAN AMERICAN	\$89.00	2005	GOODS AND SUPPLIES
16033	UNITED PRODUCT DISTRIBUTORS	AFRICAN AMERICAN	\$263.03	2005	GOODS AND SUPPLIES
19036	UNITED PRODUCT DISTRIBUTORS	AFRICAN AMERICAN	\$300.00	2005	GOODS AND SUPPLIES
16685	UNITED PRODUCT DISTRIBUTORS	AFRICAN AMERICAN	\$112.82	2005	GOODS AND SUPPLIES
40719	UNITED RENTALS INC		\$279.30	2003	GOODS AND SUPPLIES
35897	UNITED RENTALS INC		\$1,428.32	2003	GOODS AND SUPPLIES
31999	UNITED RENTALS INC		\$4,803.88	2003	GOODS AND SUPPLIES
40714	UNITED RENTALS INC		\$45.00	2003	GOODS AND SUPPLIES
38204	UNITED RENTALS INC		\$2,257.48	2003	GOODS AND SUPPLIES
33508	UNITED RENTALS INC		\$497.92	2003	GOODS AND SUPPLIES
40474	UNITED RENTALS INC		\$473.14	2003	GOODS AND SUPPLIES
36972	UNITED RENTALS INC		\$64.00	2003	GOODS AND SUPPLIES
38146	UNITED RENTALS INC		\$2,000.00	2003	GOODS AND SUPPLIES
32599	UNITED RENTALS INC		\$120.60	2003	GOODS AND SUPPLIES
37270	UNITED RENTALS INC		\$102.60	2003	GOODS AND SUPPLIES
36411	UNITED RENTALS INC		\$470.68	2003	GOODS AND SUPPLIES
35140	UNITED RENTALS INC		\$166.69	2003	GOODS AND SUPPLIES
40708	UNITED RENTALS INC		\$106.35	2003	GOODS AND SUPPLIES
32449	UNITED RENTALS INC		\$2,248.00	2003	GOODS AND SUPPLIES
31946	UNITED RENTALS INC		\$2,413.42	2003	GOODS AND SUPPLIES
31293	UNITED RENTALS INC		\$2,000.00	2003	GOODS AND SUPPLIES
30620	UNITED RENTALS INC		\$111.72	2003	GOODS AND SUPPLIES
33531	UNITED RENTALS INC		\$1,621.07	2003	GOODS AND SUPPLIES
36695	UNITED RENTALS INC		\$1,149.75	2003	GOODS AND SUPPLIES
33247	UNITED RENTALS INC		\$96.00	2003	GOODS AND SUPPLIES
35692	UNITED RENTALS INC		\$2,752.45	2003	GOODS AND SUPPLIES
36209	UNITED RENTALS INC		\$12,453.00	2003	GOODS AND SUPPLIES
32367	UNITED RENTALS INC		\$714.62	2003	GOODS AND SUPPLIES

GOODS AND SERVICES CONTRACTS

Appendix A

PURCHASE ORDER #	VENDOR NAME	ETHNICITY	AWARD AMOUNT	FY	BUSINESS CATEGORY
463	UNITED RENTALS INC		\$1,000.00	2004	GOODS AND SUPPLIES
6107	UNITED RENTALS INC		\$436.05	2004	GOODS AND SUPPLIES
10273	UNITED RENTALS INC		\$204.75	2004	GOODS AND SUPPLIES
13381	UNITED RENTALS INC		\$3,355.80	2004	GOODS AND SUPPLIES
11955	UNITED RENTALS INC		\$8,121.75	2004	GOODS AND SUPPLIES
4661	UNITED RENTALS INC		\$3,240.36	2004	GOODS AND SUPPLIES
11465	UNITED RENTALS INC		\$573.93	2004	GOODS AND SUPPLIES
12832	UNITED RENTALS INC		\$715.00	2004	GOODS AND SUPPLIES
4789	UNITED RENTALS INC		\$670.00	2004	GOODS AND SUPPLIES
11828	UNITED RENTALS INC		\$6,930.00	2004	GOODS AND SUPPLIES
12433	UNITED RENTALS INC		\$138.14	2004	GOODS AND SUPPLIES
8138	UNITED RENTALS INC		\$109.15	2004	GOODS AND SUPPLIES
11885	UNITED RENTALS INC		\$250.17	2004	GOODS AND SUPPLIES
6719	UNITED RENTALS INC		\$1,000.00	2004	GOODS AND SUPPLIES
23633	UNITED RENTALS INC		\$205.88	2005	GOODS AND SUPPLIES
17777	UNITED RENTALS INC		\$842.67	2005	GOODS AND SUPPLIES
22306	UNITED RENTALS INC		\$8,715.00	2005	GOODS AND SUPPLIES
20070	UNITED RENTALS INC		\$659.53	2005	GOODS AND SUPPLIES
22305	UNITED RENTALS INC		\$8,715.00	2005	GOODS AND SUPPLIES
18851	UNITED RENTALS INC		\$2,100.00	2005	GOODS AND SUPPLIES
18481	UNITED RENTALS INC		\$154.01	2005	GOODS AND SUPPLIES
16705	UNITED RENTALS INC		\$294.00	2005	GOODS AND SUPPLIES
17230	UNITED RENTALS INC		\$691.60	2005	GOODS AND SUPPLIES
16491	UNITED RENTALS INC		\$1,600.00	2005	GOODS AND SUPPLIES
17347	UNITED RENTALS INC		\$357.93	2005	GOODS AND SUPPLIES
23844	UNITED RENTALS INC		\$2,100.00	2005	GOODS AND SUPPLIES
30426	VALLEY SPRING WATER & COFFEE CO LLC		\$800.00	2003	GOODS AND SUPPLIES
14725	VALLEY SPRING WATER & COFFEE CO LLC		\$595.49	2005	GOODS AND SUPPLIES
42018	VAN LOTT INC	NONMINORITY WOMEN	\$1,027.99	2005	GOODS AND SUPPLIES
29529	VAN LOTT INC	NONMINORITY WOMEN	\$4,976.68	2003	GOODS AND SUPPLIES
34284	VAN LOTT INC	NONMINORITY WOMEN	\$5,000.00	2003	GOODS AND SUPPLIES
35917	VAN LOTT INC	NONMINORITY WOMEN	\$5,000.00	2003	GOODS AND SUPPLIES
31747	VAN LOTT INC	NONMINORITY WOMEN	\$5,000.00	2003	GOODS AND SUPPLIES
42161	VAN LOTT INC	NONMINORITY WOMEN	\$783.50	2005	GOODS AND SUPPLIES

GOODS AND SERVICES CONTRACTS

Appendix A

PURCHASE ORDER #	VENDOR NAME	ETHNICITY	AWARD AMOUNT	FY	BUSINESS CATEGORY
39217	VAN LOTT INC	NONMINORITY WOMEN	\$3,000.00	2003	GOODS AND SUPPLIES
37514	VAN LOTT INC	NONMINORITY WOMEN	\$5,000.00	2003	GOODS AND SUPPLIES
35860	VAN LOTT INC	NONMINORITY WOMEN	\$6,746.25	2003	GOODS AND SUPPLIES
39614	VAN LOTT INC	NONMINORITY WOMEN	\$5,000.00	2003	GOODS AND SUPPLIES
41850	VAN LOTT INC	NONMINORITY WOMEN	\$36.23	2005	GOODS AND SUPPLIES
40773	VAN LOTT INC	NONMINORITY WOMEN	\$46,478.00	2003	GOODS AND SUPPLIES
33543	VAN LOTT INC	NONMINORITY WOMEN	\$5,000.00	2003	GOODS AND SUPPLIES
41951	VAN LOTT INC	NONMINORITY WOMEN	\$2,713.60	2005	GOODS AND SUPPLIES
7101	VAN LOTT INC	NONMINORITY WOMEN	\$424.25	2004	GOODS AND SUPPLIES
8031	VAN LOTT INC	NONMINORITY WOMEN	\$37,145.00	2004	GOODS AND SUPPLIES
7982	VAN LOTT INC	NONMINORITY WOMEN	\$877.73	2004	GOODS AND SUPPLIES
2663	VAN LOTT INC	NONMINORITY WOMEN	\$4,500.00	2004	GOODS AND SUPPLIES
8576	VAN LOTT INC	NONMINORITY WOMEN	\$4,500.00	2004	GOODS AND SUPPLIES
4968	VAN LOTT INC	NONMINORITY WOMEN	\$4,500.00	2004	GOODS AND SUPPLIES
13327	VAN LOTT INC	NONMINORITY WOMEN	\$271.32	2004	GOODS AND SUPPLIES
1656	VAN LOTT INC	NONMINORITY WOMEN	\$2,967.05	2004	GOODS AND SUPPLIES
13496	VAN LOTT INC	NONMINORITY WOMEN	\$860.80	2004	GOODS AND SUPPLIES
7313	VAN LOTT INC	NONMINORITY WOMEN	\$4,500.00	2004	GOODS AND SUPPLIES
5564	VAN LOTT INC	NONMINORITY WOMEN	\$1,050.00	2004	GOODS AND SUPPLIES
6900	VAN LOTT INC	NONMINORITY WOMEN	\$51,190.00	2004	GOODS AND SUPPLIES
6897	VAN LOTT INC	NONMINORITY WOMEN	\$51,190.00	2004	GOODS AND SUPPLIES
6895	VAN LOTT INC	NONMINORITY WOMEN	\$51,190.00	2004	GOODS AND SUPPLIES
6888	VAN LOTT INC	NONMINORITY WOMEN	\$102,380.00	2004	GOODS AND SUPPLIES
13805	VAN LOTT INC	NONMINORITY WOMEN	\$245.09	2004	GOODS AND SUPPLIES
13628	VAN LOTT INC	NONMINORITY WOMEN	\$415.30	2004	GOODS AND SUPPLIES
12585	VAN LOTT INC	NONMINORITY WOMEN	\$207.15	2004	GOODS AND SUPPLIES
911	VAN LOTT INC	NONMINORITY WOMEN	\$3,000.00	2004	GOODS AND SUPPLIES
7364	VAN LOTT INC	NONMINORITY WOMEN	\$39,580.00	2004	GOODS AND SUPPLIES
26234	VAN LOTT INC	NONMINORITY WOMEN	\$1,386.89	2005	GOODS AND SUPPLIES
17130	VAN LOTT INC	NONMINORITY WOMEN	\$61.58	2005	GOODS AND SUPPLIES
23027	VAN LOTT INC	NONMINORITY WOMEN	\$2,825.55	2005	GOODS AND SUPPLIES
15717	VAN LOTT INC	NONMINORITY WOMEN	\$4,145.45	2005	GOODS AND SUPPLIES
20392	VAN LOTT INC	NONMINORITY WOMEN	\$2,100.00	2005	GOODS AND SUPPLIES
26309	VAN LOTT INC	NONMINORITY WOMEN	\$3,050.68	2005	GOODS AND SUPPLIES

GOODS AND SERVICES CONTRACTS

Appendix A

PURCHASE ORDER #	VENDOR NAME	ETHNICITY	AWARD AMOUNT	FY	BUSINESS CATEGORY
16596	VAN LOTT INC	NONMINORITY WOMEN	\$2,100.00	2005	GOODS AND SUPPLIES
26559	VAN LOTT INC	NONMINORITY WOMEN	\$1,113.00	2005	GOODS AND SUPPLIES
21734	VAN LOTT INC	NONMINORITY WOMEN	\$2,100.00	2005	GOODS AND SUPPLIES
21205	VAN LOTT INC	NONMINORITY WOMEN	\$100.04	2005	GOODS AND SUPPLIES
21512	VAN LOTT INC	NONMINORITY WOMEN	\$324.13	2005	GOODS AND SUPPLIES
27321	VAN LOTT INC	NONMINORITY WOMEN	\$2,100.00	2005	GOODS AND SUPPLIES
14618	VAN LOTT INC	NONMINORITY WOMEN	\$1,050.00	2004	GOODS AND SUPPLIES
22897	VAN LOTT INC	NONMINORITY WOMEN	\$3,150.00	2005	GOODS AND SUPPLIES
25142	VAN LOTT INC	NONMINORITY WOMEN	\$2,100.00	2005	GOODS AND SUPPLIES
28119	VAN LOTT INC	NONMINORITY WOMEN	\$307.04	2003	GOODS AND SUPPLIES
20307	VAN LOTT INC	NONMINORITY WOMEN	\$185.24	2005	GOODS AND SUPPLIES
27136	VAN LOTT INC	NONMINORITY WOMEN	\$2,100.00	2005	GOODS AND SUPPLIES
14229	VAN LOTT INC	NONMINORITY WOMEN	\$179.20	2004	GOODS AND SUPPLIES
16160	VAN LOTT INC	NONMINORITY WOMEN	\$2,100.00	2005	GOODS AND SUPPLIES
24578	VAN LOTT INC	NONMINORITY WOMEN	\$2,006.06	2005	GOODS AND SUPPLIES
17660	VAN LOTT INC	NONMINORITY WOMEN	\$2,583.11	2005	GOODS AND SUPPLIES
18846	VAN LOTT INC	NONMINORITY WOMEN	\$2,100.00	2005	GOODS AND SUPPLIES
22333	VAN LOTT INC	NONMINORITY WOMEN	\$534.54	2005	GOODS AND SUPPLIES
15115	VAN LOTT INC	NONMINORITY WOMEN	\$412.52	2005	GOODS AND SUPPLIES
33961	VELVETEX INC		\$6,664.00	2003	GOODS AND SUPPLIES
32301	VELVETEX INC		\$1,110.00	2003	GOODS AND SUPPLIES
36962	VELVETEX INC		\$472.50	2003	GOODS AND SUPPLIES
36366	VELVETEX INC		\$475.00	2003	GOODS AND SUPPLIES
33342	VELVETEX INC		\$240.00	2003	GOODS AND SUPPLIES
33343	VELVETEX INC		\$320.00	2003	GOODS AND SUPPLIES
33374	VELVETEX INC		\$495.00	2003	GOODS AND SUPPLIES
37985	VELVETEX INC		\$727.50	2003	GOODS AND SUPPLIES
32829	VELVETEX INC		\$210.00	2003	GOODS AND SUPPLIES
41132	VELVETEX INC		\$231.00	2005	GOODS AND SUPPLIES
37643	VELVETEX INC		\$495.00	2003	GOODS AND SUPPLIES
33758	VELVETEX INC		\$304.50	2003	GOODS AND SUPPLIES
35568	VELVETEX INC		\$495.00	2003	GOODS AND SUPPLIES
41538	VELVETEX INC		\$390.00	2005	GOODS AND SUPPLIES
4882	VELVETEX INC		\$498.75	2004	GOODS AND SUPPLIES

GOODS AND SERVICES CONTRACTS

Appendix A

PURCHASE ORDER #	VENDOR NAME	ETHNICITY	AWARD AMOUNT	FY	BUSINESS CATEGORY
4880	VELVETEX INC		\$498.75	2004	GOODS AND SUPPLIES
5812	VELVETEX INC		\$6,384.00	2004	GOODS AND SUPPLIES
3150	VELVETEX INC		\$2,630.25	2004	GOODS AND SUPPLIES
4881	VELVETEX INC		\$498.75	2004	GOODS AND SUPPLIES
5813	VELVETEX INC		\$588.00	2004	GOODS AND SUPPLIES
6849	VELVETEX INC		\$756.00	2004	GOODS AND SUPPLIES
11762	VELVETEX INC		\$866.25	2004	GOODS AND SUPPLIES
3124	VELVETEX INC		\$220.50	2004	GOODS AND SUPPLIES
1128	VELVETEX INC		\$1,023.75	2004	GOODS AND SUPPLIES
10368	VELVETEX INC		\$498.75	2004	GOODS AND SUPPLIES
9707	VELVETEX INC		\$1,286.25	2004	GOODS AND SUPPLIES
25015	VELVETEX INC		\$498.75	2005	GOODS AND SUPPLIES
27524	VELVETEX INC		\$433.65	2005	GOODS AND SUPPLIES
20160	VELVETEX INC		\$672.00	2005	GOODS AND SUPPLIES
25944	VELVETEX INC		\$448.88	2005	GOODS AND SUPPLIES
18393	VELVETEX INC		\$168.00	2005	GOODS AND SUPPLIES
22283	VELVETEX INC		\$145.50	2005	GOODS AND SUPPLIES
15900	VELVETEX INC		\$210.00	2005	GOODS AND SUPPLIES
21825	VELVETEX INC		\$756.00	2005	GOODS AND SUPPLIES
17845	VELVETEX INC		\$2,200.00	2005	GOODS AND SUPPLIES
20161	VELVETEX INC		\$5,187.00	2005	GOODS AND SUPPLIES
32050	VISTA SPECIALTIES INC		\$665.16	2003	GOODS AND SUPPLIES
40786	VISTA SPECIALTIES INC		\$300.00	2003	GOODS AND SUPPLIES
40157	VISTA SPECIALTIES INC		\$478.64	2003	GOODS AND SUPPLIES
40158	VISTA SPECIALTIES INC		\$316.84	2003	GOODS AND SUPPLIES
40159	VISTA SPECIALTIES INC		\$365.81	2003	GOODS AND SUPPLIES
963	VISTA SPECIALTIES INC		\$361.81	2004	GOODS AND SUPPLIES
14285	VISTA SPECIALTIES INC		\$239.93	2004	GOODS AND SUPPLIES
26860	VISTA SPECIALTIES INC		\$414.33	2005	GOODS AND SUPPLIES
11189	W & W BODY BUILDERS OF COLUMBIA INC		\$27.93	2004	GOODS AND SUPPLIES
9538	W & W BODY BUILDERS OF COLUMBIA INC		\$18,144.00	2004	GOODS AND SUPPLIES
11838	W & W BODY BUILDERS OF COLUMBIA INC		\$158.21	2004	GOODS AND SUPPLIES
25634	W & W BODY BUILDERS OF COLUMBIA INC		\$147.36	2005	GOODS AND SUPPLIES
25141	W & W BODY BUILDERS OF COLUMBIA INC		\$202.00	2005	GOODS AND SUPPLIES

GOODS AND SERVICES CONTRACTS

PURCHASE ORDER #	VENDOR NAME	ETHNICITY	AWARD AMOUNT	FY	BUSINESS CATEGORY
20291	W & W BODY BUILDERS OF COLUMBIA INC		\$198.30	2005	GOODS AND SUPPLIES
35040	W P LAW INC		\$121.59	2003	GOODS AND SUPPLIES
35355	W P LAW INC		\$323.40	2003	GOODS AND SUPPLIES
40861	W P LAW INC		\$137.00	2003	GOODS AND SUPPLIES
40809	W P LAW INC		\$3,901.45	2003	GOODS AND SUPPLIES
41766	W P LAW INC		\$23.64	2005	GOODS AND SUPPLIES
33810	W P LAW INC		\$32.28	2003	GOODS AND SUPPLIES
31872	W P LAW INC		\$490.00	2003	GOODS AND SUPPLIES
37841	W P LAW INC		\$37.49	2003	GOODS AND SUPPLIES
37494	W P LAW INC		\$400.00	2003	GOODS AND SUPPLIES
29509	W P LAW INC		\$490.00	2003	GOODS AND SUPPLIES
40853	W P LAW INC		\$3,823.79	2003	GOODS AND SUPPLIES
33755	W P LAW INC		\$366.88	2003	GOODS AND SUPPLIES
40867	W P LAW INC		\$375.00	2003	GOODS AND SUPPLIES
40864	W P LAW INC		\$531.57	2003	GOODS AND SUPPLIES
36422	W P LAW INC		\$183.18	2003	GOODS AND SUPPLIES
39196	W P LAW INC		\$20.44	2003	GOODS AND SUPPLIES
36914	W P LAW INC		\$5,575.50	2003	GOODS AND SUPPLIES
38826	W P LAW INC		\$1,467.90	2003	GOODS AND SUPPLIES
32018	W P LAW INC		\$490.00	2003	GOODS AND SUPPLIES
32696	W P LAW INC		\$29.69	2003	GOODS AND SUPPLIES
30556	W P LAW INC		\$100.00	2003	GOODS AND SUPPLIES
33601	W P LAW INC		\$11.96	2003	GOODS AND SUPPLIES
40857	W P LAW INC		\$490.00	2003	GOODS AND SUPPLIES
38830	W P LAW INC		\$262.00	2003	GOODS AND SUPPLIES
31996	W P LAW INC		\$153.66	2003	GOODS AND SUPPLIES
30983	W P LAW INC		\$498.00	2003	GOODS AND SUPPLIES
38168	W P LAW INC		\$90.46	2003	GOODS AND SUPPLIES
30422	W P LAW INC		\$490.00	2003	GOODS AND SUPPLIES
30833	W P LAW INC		\$441.86	2003	GOODS AND SUPPLIES
32657	W P LAW INC		\$180.86	2003	GOODS AND SUPPLIES
34542	W P LAW INC		\$43.43	2003	GOODS AND SUPPLIES
35280	W P LAW INC		\$4,369.68	2003	GOODS AND SUPPLIES
32953	W P LAW INC		\$10.61	2003	GOODS AND SUPPLIES

GOODS AND SERVICES CONTRACTS

Appendix A

PURCHASE ORDER #	VENDOR NAME	ETHNICITY	AWARD AMOUNT	FY	BUSINESS CATEGORY
30424	W P LAW INC		\$375.00	2003	GOODS AND SUPPLIES
40807	W P LAW INC		\$375.00	2003	GOODS AND SUPPLIES
34786	W P LAW INC		\$490.00	2003	GOODS AND SUPPLIES
3128	W P LAW INC		\$147.50	2004	GOODS AND SUPPLIES
9897	W P LAW INC		\$695.00	2004	GOODS AND SUPPLIES
11862	W P LAW INC		\$498.75	2004	GOODS AND SUPPLIES
8275	W P LAW INC		\$3,875.00	2004	GOODS AND SUPPLIES
5789	W P LAW INC		\$142.15	2004	GOODS AND SUPPLIES
5249	W P LAW INC		\$172.17	2004	GOODS AND SUPPLIES
3311	W P LAW INC		\$500.00	2004	GOODS AND SUPPLIES
7397	W P LAW INC		\$416.00	2004	GOODS AND SUPPLIES
3319	W P LAW INC		\$700.00	2004	GOODS AND SUPPLIES
1134	W P LAW INC		\$99.75	2004	GOODS AND SUPPLIES
5271	W P LAW INC		\$2,487.45	2004	GOODS AND SUPPLIES
5267	W P LAW INC		\$498.75	2004	GOODS AND SUPPLIES
13892	W P LAW INC		\$752.72	2004	GOODS AND SUPPLIES
6783	W P LAW INC		\$55.00	2004	GOODS AND SUPPLIES
3846	W P LAW INC		\$858.00	2004	GOODS AND SUPPLIES
3913	W P LAW INC		\$498.75	2004	GOODS AND SUPPLIES
4020	W P LAW INC		\$262.50	2004	GOODS AND SUPPLIES
10896	W P LAW INC		\$515.66	2004	GOODS AND SUPPLIES
5518	W P LAW INC		\$1,555.49	2004	GOODS AND SUPPLIES
9366	W P LAW INC		\$4,666.48	2004	GOODS AND SUPPLIES
11231	W P LAW INC		\$980.77	2004	GOODS AND SUPPLIES
12337	W P LAW INC		\$367.70	2004	GOODS AND SUPPLIES
9696	W P LAW INC		\$7,035.19	2004	GOODS AND SUPPLIES
8957	W P LAW INC		\$498.75	2004	GOODS AND SUPPLIES
13841	W P LAW INC		\$843.16	2004	GOODS AND SUPPLIES
11232	W P LAW INC		\$924.00	2004	GOODS AND SUPPLIES
5098	W P LAW INC		\$782.00	2004	GOODS AND SUPPLIES
9368	W P LAW INC		\$4,027.19	2004	GOODS AND SUPPLIES
9450	W P LAW INC		\$1,000.00	2004	GOODS AND SUPPLIES
1441	W P LAW INC		\$4,800.00	2004	GOODS AND SUPPLIES
834	W P LAW INC		\$6.44	2004	GOODS AND SUPPLIES

GOODS AND SERVICES CONTRACTS

Appendix A

PURCHASE ORDER #	VENDOR NAME	ETHNICITY	AWARD AMOUNT	FY	BUSINESS CATEGORY
7909	W P LAW INC		\$273.00	2004	GOODS AND SUPPLIES
1748	W P LAW INC		\$42.25	2004	GOODS AND SUPPLIES
11926	W P LAW INC		\$4,666.43	2004	GOODS AND SUPPLIES
7494	W P LAW INC		\$381.15	2004	GOODS AND SUPPLIES
15341	W P LAW INC		\$818.38	2005	GOODS AND SUPPLIES
24709	W P LAW INC		\$3,484.67	2005	GOODS AND SUPPLIES
16185	W P LAW INC		\$4,800.00	2005	GOODS AND SUPPLIES
25571	W P LAW INC		\$6,858.95	2005	GOODS AND SUPPLIES
20674	W P LAW INC		\$407.18	2005	GOODS AND SUPPLIES
15421	W P LAW INC		\$2,000.00	2005	GOODS AND SUPPLIES
25180	W P LAW INC		\$498.75	2005	GOODS AND SUPPLIES
15578	W P LAW INC		\$2,000.00	2005	GOODS AND SUPPLIES
21068	W P LAW INC		\$373.57	2005	GOODS AND SUPPLIES
19434	W P LAW INC		\$571.60	2005	GOODS AND SUPPLIES
18463	W P LAW INC		\$377.60	2005	GOODS AND SUPPLIES
20518	W P LAW INC		\$4,850.00	2005	GOODS AND SUPPLIES
14286	W P LAW INC		\$357.71	2004	GOODS AND SUPPLIES
19634	W P LAW INC		\$377.60	2005	GOODS AND SUPPLIES
21181	W P LAW INC		\$498.75	2005	GOODS AND SUPPLIES
23542	W P LAW INC		\$200.00	2005	GOODS AND SUPPLIES
21082	W P LAW INC		\$421.66	2005	GOODS AND SUPPLIES
26689	W P LAW INC		\$498.75	2005	GOODS AND SUPPLIES
20200	W P LAW INC		\$105.53	2005	GOODS AND SUPPLIES
21038	W P LAW INC		\$575.00	2005	GOODS AND SUPPLIES
24041	W P LAW INC		\$498.75	2005	GOODS AND SUPPLIES
41928	W W GRAINGER		\$72.19	2005	GOODS AND SUPPLIES
34570	W W GRAINGER		\$417.97	2003	GOODS AND SUPPLIES
42026	W W GRAINGER		\$660.40	2005	GOODS AND SUPPLIES
34057	W W GRAINGER		\$309.31	2003	GOODS AND SUPPLIES
30130	W W GRAINGER		\$425.84	2003	GOODS AND SUPPLIES
37752	W W GRAINGER		\$200.50	2003	GOODS AND SUPPLIES
39694	W W GRAINGER		\$179.96	2003	GOODS AND SUPPLIES
41965	W W GRAINGER		\$467.97	2005	GOODS AND SUPPLIES
39678	W W GRAINGER		\$289.55	2003	GOODS AND SUPPLIES

GOODS AND SERVICES CONTRACTS

Appendix A

PURCHASE ORDER #	VENDOR NAME	ETHNICITY	AWARD AMOUNT	FY	BUSINESS CATEGORY
35632	W W GRAINGER		\$110.09	2003	GOODS AND SUPPLIES
42009	W W GRAINGER		\$1,188.81	2005	GOODS AND SUPPLIES
37761	W W GRAINGER		\$124.11	2003	GOODS AND SUPPLIES
36414	W W GRAINGER		\$29.55	2003	GOODS AND SUPPLIES
34775	W W GRAINGER		\$58.51	2003	GOODS AND SUPPLIES
29230	W W GRAINGER		\$5,064.13	2003	GOODS AND SUPPLIES
36401	W W GRAINGER		\$460.00	2003	GOODS AND SUPPLIES
32226	W W GRAINGER		\$5,197.82	2003	GOODS AND SUPPLIES
30420	W W GRAINGER		\$72.77	2003	GOODS AND SUPPLIES
30569	W W GRAINGER		\$24.39	2003	GOODS AND SUPPLIES
32281	W W GRAINGER		\$114.35	2003	GOODS AND SUPPLIES
30570	W W GRAINGER		\$44.07	2003	GOODS AND SUPPLIES
30398	W W GRAINGER		\$2,189.59	2003	GOODS AND SUPPLIES
36424	W W GRAINGER		\$351.69	2003	GOODS AND SUPPLIES
38625	W W GRAINGER		\$327.77	2003	GOODS AND SUPPLIES
29029	W W GRAINGER		\$662.95	2003	GOODS AND SUPPLIES
29028	W W GRAINGER		\$1,256.46	2003	GOODS AND SUPPLIES
32337	W W GRAINGER		\$145.70	2003	GOODS AND SUPPLIES
38557	W W GRAINGER		\$434.97	2003	GOODS AND SUPPLIES
38086	W W GRAINGER		\$70.23	2003	GOODS AND SUPPLIES
34015	W W GRAINGER		\$954.64	2003	GOODS AND SUPPLIES
35458	W W GRAINGER		\$287.93	2003	GOODS AND SUPPLIES
39402	W W GRAINGER		\$188.53	2003	GOODS AND SUPPLIES
37990	W W GRAINGER		\$111.26	2003	GOODS AND SUPPLIES
39392	W W GRAINGER		\$95.26	2003	GOODS AND SUPPLIES
36462	W W GRAINGER		\$136.28	2003	GOODS AND SUPPLIES
33806	W W GRAINGER		\$353.76	2003	GOODS AND SUPPLIES
36702	W W GRAINGER		\$477.75	2003	GOODS AND SUPPLIES
29300	W W GRAINGER		\$466.10	2003	GOODS AND SUPPLIES
35337	W W GRAINGER		\$143.41	2003	GOODS AND SUPPLIES
30584	W W GRAINGER		\$58.61	2003	GOODS AND SUPPLIES
29279	W W GRAINGER		\$203.44	2003	GOODS AND SUPPLIES
39702	W W GRAINGER		\$139.10	2003	GOODS AND SUPPLIES
38158	W W GRAINGER		\$137.90	2003	GOODS AND SUPPLIES

GOODS AND SERVICES CONTRACTS

Appendix A

PURCHASE ORDER #	VENDOR NAME	ETHNICITY	AWARD AMOUNT	FY	BUSINESS CATEGORY
35436	W W GRAINGER		\$218.64	2003	GOODS AND SUPPLIES
30689	W W GRAINGER		\$287.99	2003	GOODS AND SUPPLIES
36876	W W GRAINGER		\$143.32	2003	GOODS AND SUPPLIES
34302	W W GRAINGER		\$503.92	2003	GOODS AND SUPPLIES
30088	W W GRAINGER		\$62.23	2003	GOODS AND SUPPLIES
33160	W W GRAINGER		\$400.89	2003	GOODS AND SUPPLIES
37240	W W GRAINGER		\$95.39	2003	GOODS AND SUPPLIES
40018	W W GRAINGER		\$29.05	2003	GOODS AND SUPPLIES
40459	W W GRAINGER		\$101.34	2003	GOODS AND SUPPLIES
30666	W W GRAINGER		\$98.75	2003	GOODS AND SUPPLIES
40017	W W GRAINGER		\$304.00	2003	GOODS AND SUPPLIES
39696	W W GRAINGER		\$16.58	2003	GOODS AND SUPPLIES
31514	W W GRAINGER		\$80.45	2003	GOODS AND SUPPLIES
41780	W W GRAINGER		\$1,732.50	2005	GOODS AND SUPPLIES
33885	W W GRAINGER		\$98.49	2003	GOODS AND SUPPLIES
40252	W W GRAINGER		\$175.90	2003	GOODS AND SUPPLIES
41783	W W GRAINGER		\$391.95	2005	GOODS AND SUPPLIES
30116	W W GRAINGER		\$425.84	2003	GOODS AND SUPPLIES
41272	W W GRAINGER		\$75.18	2005	GOODS AND SUPPLIES
36159	W W GRAINGER		\$157.64	2003	GOODS AND SUPPLIES
36020	W W GRAINGER		\$136.28	2003	GOODS AND SUPPLIES
31498	W W GRAINGER		\$203.05	2003	GOODS AND SUPPLIES
37064	W W GRAINGER		\$240.26	2003	GOODS AND SUPPLIES
34232	W W GRAINGER		\$93.56	2003	GOODS AND SUPPLIES
29608	W W GRAINGER		\$397.66	2003	GOODS AND SUPPLIES
39863	W W GRAINGER		\$496.13	2003	GOODS AND SUPPLIES
39790	W W GRAINGER		\$10.11	2003	GOODS AND SUPPLIES
12075	W W GRAINGER		\$52.84	2004	GOODS AND SUPPLIES
6520	W W GRAINGER		\$227.54	2004	GOODS AND SUPPLIES
6517	W W GRAINGER		\$490.35	2004	GOODS AND SUPPLIES
6492	W W GRAINGER		\$528.47	2004	GOODS AND SUPPLIES
6376	W W GRAINGER		\$161.61	2004	GOODS AND SUPPLIES
6812	W W GRAINGER		\$226.24	2004	GOODS AND SUPPLIES
5284	W W GRAINGER		\$74.60	2004	GOODS AND SUPPLIES

GOODS AND SERVICES CONTRACTS

Appendix A

PURCHASE ORDER #	VENDOR NAME	ETHNICITY	AWARD AMOUNT	FY	BUSINESS CATEGORY
5883	W W GRAINGER		\$1,160.74	2004	GOODS AND SUPPLIES
11775	W W GRAINGER		\$111.23	2004	GOODS AND SUPPLIES
6117	W W GRAINGER		\$98.12	2004	GOODS AND SUPPLIES
5587	W W GRAINGER		\$297.15	2004	GOODS AND SUPPLIES
6521	W W GRAINGER		\$233.08	2004	GOODS AND SUPPLIES
6053	W W GRAINGER		\$67.83	2004	GOODS AND SUPPLIES
12063	W W GRAINGER		\$301.98	2004	GOODS AND SUPPLIES
10778	W W GRAINGER		\$116.59	2004	GOODS AND SUPPLIES
5630	W W GRAINGER		\$108.20	2004	GOODS AND SUPPLIES
5420	W W GRAINGER		\$251.84	2004	GOODS AND SUPPLIES
9428	W W GRAINGER		\$10.51	2004	GOODS AND SUPPLIES
11410	W W GRAINGER		\$491.34	2004	GOODS AND SUPPLIES
11260	W W GRAINGER		\$433.13	2004	GOODS AND SUPPLIES
8603	W W GRAINGER		\$198.82	2004	GOODS AND SUPPLIES
8935	W W GRAINGER		\$36.86	2004	GOODS AND SUPPLIES
11165	W W GRAINGER		\$700.00	2004	GOODS AND SUPPLIES
9272	W W GRAINGER		\$11.04	2004	GOODS AND SUPPLIES
8161	W W GRAINGER		\$221.93	2004	GOODS AND SUPPLIES
225	W W GRAINGER		\$279.46	2004	GOODS AND SUPPLIES
8021	W W GRAINGER		\$2,500.00	2004	GOODS AND SUPPLIES
9820	W W GRAINGER		\$36.38	2004	GOODS AND SUPPLIES
10262	W W GRAINGER		\$221.93	2004	GOODS AND SUPPLIES
10470	W W GRAINGER		\$377.53	2004	GOODS AND SUPPLIES
10511	W W GRAINGER		\$481.88	2004	GOODS AND SUPPLIES
10538	W W GRAINGER		\$200.34	2004	GOODS AND SUPPLIES
10724	W W GRAINGER		\$137.59	2004	GOODS AND SUPPLIES
11017	W W GRAINGER		\$23.21	2004	GOODS AND SUPPLIES
7663	W W GRAINGER		\$500.00	2004	GOODS AND SUPPLIES
6546	W W GRAINGER		\$38.31	2004	GOODS AND SUPPLIES
6789	W W GRAINGER		\$105.00	2004	GOODS AND SUPPLIES
6805	W W GRAINGER		\$100.10	2004	GOODS AND SUPPLIES
891	W W GRAINGER		\$470.68	2004	GOODS AND SUPPLIES
11632	W W GRAINGER		\$1,158.94	2004	GOODS AND SUPPLIES
7111	W W GRAINGER		\$408.01	2004	GOODS AND SUPPLIES

GOODS AND SERVICES CONTRACTS

Appendix A

PURCHASE ORDER #	VENDOR NAME	ETHNICITY	AWARD AMOUNT	FY	BUSINESS CATEGORY
8357	W W GRAINGER		\$50.00	2004	GOODS AND SUPPLIES
7432	W W GRAINGER		\$19.50	2004	GOODS AND SUPPLIES
11647	W W GRAINGER		\$2,072.18	2004	GOODS AND SUPPLIES
7672	W W GRAINGER		\$436.85	2004	GOODS AND SUPPLIES
7746	W W GRAINGER		\$384.29	2004	GOODS AND SUPPLIES
7800	W W GRAINGER		\$67.73	2004	GOODS AND SUPPLIES
7839	W W GRAINGER		\$105.00	2004	GOODS AND SUPPLIES
7874	W W GRAINGER		\$111.82	2004	GOODS AND SUPPLIES
7927	W W GRAINGER		\$137.81	2004	GOODS AND SUPPLIES
7124	W W GRAINGER		\$333.12	2004	GOODS AND SUPPLIES
1600	W W GRAINGER		\$54.13	2004	GOODS AND SUPPLIES
1342	W W GRAINGER		\$37.53	2004	GOODS AND SUPPLIES
12783	W W GRAINGER		\$383.73	2004	GOODS AND SUPPLIES
12804	W W GRAINGER		\$262.48	2004	GOODS AND SUPPLIES
4497	W W GRAINGER		\$547.19	2004	GOODS AND SUPPLIES
12484	W W GRAINGER		\$25.81	2004	GOODS AND SUPPLIES
13244	W W GRAINGER		\$257.04	2004	GOODS AND SUPPLIES
4397	W W GRAINGER		\$430.29	2004	GOODS AND SUPPLIES
2470	W W GRAINGER		\$15.07	2004	GOODS AND SUPPLIES
3329	W W GRAINGER		\$700.00	2004	GOODS AND SUPPLIES
2364	W W GRAINGER		\$19.66	2004	GOODS AND SUPPLIES
13238	W W GRAINGER		\$267.25	2004	GOODS AND SUPPLIES
3271	W W GRAINGER		\$39.52	2004	GOODS AND SUPPLIES
3380	W W GRAINGER		\$103.47	2004	GOODS AND SUPPLIES
13475	W W GRAINGER		\$219.42	2004	GOODS AND SUPPLIES
3494	W W GRAINGER		\$85.05	2004	GOODS AND SUPPLIES
12801	W W GRAINGER		\$700.00	2004	GOODS AND SUPPLIES
3569	W W GRAINGER		\$281.51	2004	GOODS AND SUPPLIES
3767	W W GRAINGER		\$0.88	2004	GOODS AND SUPPLIES
12679	W W GRAINGER		\$159.14	2004	GOODS AND SUPPLIES
1976	W W GRAINGER		\$457.22	2004	GOODS AND SUPPLIES
855	W W GRAINGER		\$594.59	2004	GOODS AND SUPPLIES
13210	W W GRAINGER		\$471.45	2004	GOODS AND SUPPLIES
13108	W W GRAINGER		\$114.45	2004	GOODS AND SUPPLIES

GOODS AND SERVICES CONTRACTS

Appendix A

PURCHASE ORDER #	VENDOR NAME	ETHNICITY	AWARD AMOUNT	FY	BUSINESS CATEGORY
882	W W GRAINGER		\$490.35	2004	GOODS AND SUPPLIES
571	W W GRAINGER		\$146.32	2004	GOODS AND SUPPLIES
572	W W GRAINGER		\$60.34	2004	GOODS AND SUPPLIES
922	W W GRAINGER		\$487.27	2004	GOODS AND SUPPLIES
12220	W W GRAINGER		\$111.42	2004	GOODS AND SUPPLIES
13197	W W GRAINGER		\$15.08	2004	GOODS AND SUPPLIES
1036	W W GRAINGER		\$1,017.66	2004	GOODS AND SUPPLIES
5081	W W GRAINGER		\$257.38	2004	GOODS AND SUPPLIES
4536	W W GRAINGER		\$531.13	2004	GOODS AND SUPPLIES
5080	W W GRAINGER		\$105.60	2004	GOODS AND SUPPLIES
2610	W W GRAINGER		\$315.53	2004	GOODS AND SUPPLIES
1076	W W GRAINGER		\$665.81	2004	GOODS AND SUPPLIES
4850	W W GRAINGER		\$145.95	2004	GOODS AND SUPPLIES
4819	W W GRAINGER		\$168.00	2004	GOODS AND SUPPLIES
622	W W GRAINGER		\$95.63	2004	GOODS AND SUPPLIES
4670	W W GRAINGER		\$263.30	2004	GOODS AND SUPPLIES
12430	W W GRAINGER		\$247.92	2004	GOODS AND SUPPLIES
3312	W W GRAINGER		\$753.31	2004	GOODS AND SUPPLIES
14556	W W GRAINGER		\$485.60	2004	GOODS AND SUPPLIES
27537	W W GRAINGER		\$377.43	2005	GOODS AND SUPPLIES
14307	W W GRAINGER		\$53.24	2004	GOODS AND SUPPLIES
27602	W W GRAINGER		\$61.49	2005	GOODS AND SUPPLIES
14664	W W GRAINGER		\$4.12	2004	GOODS AND SUPPLIES
27390	W W GRAINGER		\$31.93	2005	GOODS AND SUPPLIES
14077	W W GRAINGER		\$330.70	2004	GOODS AND SUPPLIES
29003	W W GRAINGER		\$1,482.88	2003	GOODS AND SUPPLIES
28807	W W GRAINGER		\$111.97	2003	GOODS AND SUPPLIES
14405	W W GRAINGER		\$457.22	2004	GOODS AND SUPPLIES
28570	W W GRAINGER		\$397.54	2005	GOODS AND SUPPLIES
28232	W W GRAINGER		\$105.60	2003	GOODS AND SUPPLIES
27395	W W GRAINGER		\$700.00	2005	GOODS AND SUPPLIES
29012	W W GRAINGER		\$966.20	2003	GOODS AND SUPPLIES
27389	W W GRAINGER		\$646.41	2005	GOODS AND SUPPLIES
14549	W W GRAINGER		\$190.53	2004	GOODS AND SUPPLIES

GOODS AND SERVICES CONTRACTS

Appendix A

PURCHASE ORDER #	VENDOR NAME	ETHNICITY	AWARD AMOUNT	FY	BUSINESS CATEGORY
21801	W W GRAINGER		\$149.73	2005	GOODS AND SUPPLIES
20476	W W GRAINGER		\$603.21	2005	GOODS AND SUPPLIES
16189	W W GRAINGER		\$1,500.00	2005	GOODS AND SUPPLIES
16115	W W GRAINGER		\$34.87	2005	GOODS AND SUPPLIES
24224	W W GRAINGER		\$54.39	2005	GOODS AND SUPPLIES
24223	W W GRAINGER		\$723.64	2005	GOODS AND SUPPLIES
21786	W W GRAINGER		\$401.94	2005	GOODS AND SUPPLIES
24067	W W GRAINGER		\$1,334.86	2005	GOODS AND SUPPLIES
21800	W W GRAINGER		\$200.86	2005	GOODS AND SUPPLIES
24415	W W GRAINGER		\$400.00	2005	GOODS AND SUPPLIES
25888	W W GRAINGER		\$175.57	2005	GOODS AND SUPPLIES
20735	W W GRAINGER		\$81.90	2005	GOODS AND SUPPLIES
20554	W W GRAINGER		\$383.18	2005	GOODS AND SUPPLIES
23958	W W GRAINGER		\$84.00	2005	GOODS AND SUPPLIES
25960	W W GRAINGER		\$112.46	2005	GOODS AND SUPPLIES
23914	W W GRAINGER		\$241.92	2005	GOODS AND SUPPLIES
23854	W W GRAINGER		\$487.59	2005	GOODS AND SUPPLIES
22493	W W GRAINGER		\$294.81	2005	GOODS AND SUPPLIES
17726	W W GRAINGER		\$58.01	2005	GOODS AND SUPPLIES
25047	W W GRAINGER		\$1,937.06	2005	GOODS AND SUPPLIES
20572	W W GRAINGER		\$325.90	2005	GOODS AND SUPPLIES
21262	W W GRAINGER		\$89.52	2005	GOODS AND SUPPLIES
21371	W W GRAINGER		\$36.38	2005	GOODS AND SUPPLIES
23541	W W GRAINGER		\$300.00	2005	GOODS AND SUPPLIES
21354	W W GRAINGER		\$59.64	2005	GOODS AND SUPPLIES
16785	W W GRAINGER		\$465.41	2005	GOODS AND SUPPLIES
16647	W W GRAINGER		\$271.65	2005	GOODS AND SUPPLIES
19124	W W GRAINGER		\$1,000.00	2005	GOODS AND SUPPLIES
25090	W W GRAINGER		\$1,350.39	2005	GOODS AND SUPPLIES
24881	W W GRAINGER		\$480.78	2005	GOODS AND SUPPLIES
21750	W W GRAINGER		\$414.86	2005	GOODS AND SUPPLIES
18992	W W GRAINGER		\$19.85	2005	GOODS AND SUPPLIES
18796	W W GRAINGER		\$101.14	2005	GOODS AND SUPPLIES
24734	W W GRAINGER		\$226.13	2005	GOODS AND SUPPLIES

GOODS AND SERVICES CONTRACTS

Appendix A

PURCHASE ORDER #	VENDOR NAME	ETHNICITY	AWARD AMOUNT	FY	BUSINESS CATEGORY
24636	W W GRAINGER		\$124.11	2005	GOODS AND SUPPLIES
20902	W W GRAINGER		\$75.18	2005	GOODS AND SUPPLIES
17097	W W GRAINGER		\$229.66	2005	GOODS AND SUPPLIES
19512	W W GRAINGER		\$51.41	2005	GOODS AND SUPPLIES
20846	W W GRAINGER		\$102.44	2005	GOODS AND SUPPLIES
21707	W W GRAINGER		\$2,000.00	2005	GOODS AND SUPPLIES
16332	W W GRAINGER		\$70.36	2005	GOODS AND SUPPLIES
21425	W W GRAINGER		\$150.00	2005	GOODS AND SUPPLIES
26945	W W GRAINGER		\$162.95	2005	GOODS AND SUPPLIES
15229	W W GRAINGER		\$3,000.00	2005	GOODS AND SUPPLIES
26587	W W GRAINGER		\$104.61	2005	GOODS AND SUPPLIES
27165	W W GRAINGER		\$21.14	2005	GOODS AND SUPPLIES
20004	W W GRAINGER		\$112.77	2005	GOODS AND SUPPLIES
23817	W W GRAINGER		\$300.00	2005	GOODS AND SUPPLIES
20020	W W GRAINGER		\$1,500.00	2005	GOODS AND SUPPLIES
18498	W W GRAINGER		\$363.06	2005	GOODS AND SUPPLIES
26536	W W GRAINGER		\$180.68	2005	GOODS AND SUPPLIES
22976	W W GRAINGER		\$346.50	2005	GOODS AND SUPPLIES
20290	W W GRAINGER		\$187.18	2005	GOODS AND SUPPLIES
22840	W W GRAINGER		\$199.47	2005	GOODS AND SUPPLIES
22836	W W GRAINGER		\$62.15	2005	GOODS AND SUPPLIES
22835	W W GRAINGER		\$19.85	2005	GOODS AND SUPPLIES
22777	W W GRAINGER		\$59.01	2005	GOODS AND SUPPLIES
22679	W W GRAINGER		\$170.10	2005	GOODS AND SUPPLIES
14828	W W GRAINGER		\$206.37	2005	GOODS AND SUPPLIES
27127	W W GRAINGER		\$347.76	2005	GOODS AND SUPPLIES
20110	W W GRAINGER		\$19.90	2005	GOODS AND SUPPLIES
20080	W W GRAINGER		\$1,539.62	2005	GOODS AND SUPPLIES
23420	W W GRAINGER		\$359.09	2005	GOODS AND SUPPLIES
20296	W W GRAINGER		\$384.82	2005	GOODS AND SUPPLIES
26326	W W GRAINGER		\$394.00	2005	GOODS AND SUPPLIES
23416	W W GRAINGER		\$229.66	2005	GOODS AND SUPPLIES
23415	W W GRAINGER		\$33.94	2005	GOODS AND SUPPLIES
15263	W W GRAINGER		\$2,000.00	2005	GOODS AND SUPPLIES

GOODS AND SERVICES CONTRACTS

Appendix A

PURCHASE ORDER #	VENDOR NAME	ETHNICITY	AWARD AMOUNT	FY	BUSINESS CATEGORY
26527	W W GRAINGER		\$367.94	2005	GOODS AND SUPPLIES
26399	W W GRAINGER		\$153.33	2005	GOODS AND SUPPLIES
23519	W W GRAINGER		\$490.35	2005	GOODS AND SUPPLIES
21979	W W GRAINGER		\$1,168.02	2005	GOODS AND SUPPLIES
22182	W W GRAINGER		\$2,100.00	2005	GOODS AND SUPPLIES
17825	W W GRAINGER		\$38.80	2005	GOODS AND SUPPLIES
15253	W W GRAINGER		\$2,000.00	2005	GOODS AND SUPPLIES
30291	WAL MART CO		\$481.80	2003	GOODS AND SUPPLIES
41324	WAL MART CO		\$216.00	2005	GOODS AND SUPPLIES
40246	WAL MART CO		\$207.38	2003	GOODS AND SUPPLIES
35821	WAL MART CO		\$172.40	2003	GOODS AND SUPPLIES
31264	WAL MART CO		\$270.12	2003	GOODS AND SUPPLIES
31925	WAL MART CO		\$227.16	2003	GOODS AND SUPPLIES
41365	WAL MART CO		\$400.00	2005	GOODS AND SUPPLIES
31262	WAL MART CO		\$30.16	2003	GOODS AND SUPPLIES
40827	WAL MART CO		\$126.00	2003	GOODS AND SUPPLIES
31242	WAL MART CO		\$80.84	2003	GOODS AND SUPPLIES
32309	WAL MART CO		\$265.95	2003	GOODS AND SUPPLIES
41273	WAL MART CO		\$600.00	2005	GOODS AND SUPPLIES
40311	WAL MART CO		\$124.40	2003	GOODS AND SUPPLIES
31200	WAL MART CO		\$475.83	2003	GOODS AND SUPPLIES
37069	WAL MART CO		\$51.95	2003	GOODS AND SUPPLIES
31189	WAL MART CO		\$239.87	2003	GOODS AND SUPPLIES
34149	WAL MART CO		\$18.11	2003	GOODS AND SUPPLIES
30618	WAL MART CO		\$434.29	2003	GOODS AND SUPPLIES
42363	WAL MART CO		\$250.00	2005	GOODS AND SUPPLIES
30334	WAL MART CO		\$428.88	2003	GOODS AND SUPPLIES
36084	WAL MART CO		\$170.97	2003	GOODS AND SUPPLIES
33478	WAL MART CO		\$232.18	2003	GOODS AND SUPPLIES
35979	WAL MART CO		\$168.36	2003	GOODS AND SUPPLIES
34817	WAL MART CO		\$54.81	2003	GOODS AND SUPPLIES
38308	WAL MART CO		\$500.61	2003	GOODS AND SUPPLIES
31238	WAL MART CO		\$202.85	2003	GOODS AND SUPPLIES
41245	WAL MART CO		\$150.00	2005	GOODS AND SUPPLIES

GOODS AND SERVICES CONTRACTS

Appendix A

PURCHASE ORDER #	VENDOR NAME	ETHNICITY	AWARD AMOUNT	FY	BUSINESS CATEGORY
39899	WAL MART CO		\$91.95	2003	GOODS AND SUPPLIES
33096	WAL MART CO		\$183.60	2003	GOODS AND SUPPLIES
35549	WAL MART CO		\$238.94	2003	GOODS AND SUPPLIES
32958	WAL MART CO		\$345.37	2003	GOODS AND SUPPLIES
39918	WAL MART CO		\$226.79	2003	GOODS AND SUPPLIES
33002	WAL MART CO		\$12,909.80	2003	GOODS AND SUPPLIES
37903	WAL MART CO		\$53.00	2003	GOODS AND SUPPLIES
40114	WAL MART CO		\$472.10	2003	GOODS AND SUPPLIES
5243	WAL MART CO		\$200.00	2004	GOODS AND SUPPLIES
2041	WAL MART CO		\$261.28	2004	GOODS AND SUPPLIES
11289	WAL MART CO		\$407.62	2004	GOODS AND SUPPLIES
11546	WAL MART CO		\$400.00	2004	GOODS AND SUPPLIES
7131	WAL MART CO		\$750.00	2004	GOODS AND SUPPLIES
4217	WAL MART CO		\$102.40	2004	GOODS AND SUPPLIES
8694	WAL MART CO		\$234.76	2004	GOODS AND SUPPLIES
13313	WAL MART CO		\$298.12	2004	GOODS AND SUPPLIES
11729	WAL MART CO		\$16.13	2004	GOODS AND SUPPLIES
4929	WAL MART CO		\$1,575.00	2004	GOODS AND SUPPLIES
11892	WAL MART CO		\$208.19	2004	GOODS AND SUPPLIES
12365	WAL MART CO		\$330.75	2004	GOODS AND SUPPLIES
13882	WAL MART CO		\$162.62	2004	GOODS AND SUPPLIES
9858	WAL MART CO		\$313.95	2004	GOODS AND SUPPLIES
9789	WAL MART CO		\$429.81	2004	GOODS AND SUPPLIES
5110	WAL MART CO		\$13,598.82	2004	GOODS AND SUPPLIES
10759	WAL MART CO		\$259.35	2004	GOODS AND SUPPLIES
1979	WAL MART CO		\$155.40	2004	GOODS AND SUPPLIES
13872	WAL MART CO		\$259.35	2004	GOODS AND SUPPLIES
13876	WAL MART CO		\$207.90	2004	GOODS AND SUPPLIES
6474	WAL MART CO		\$255.33	2004	GOODS AND SUPPLIES
1501	WAL MART CO		\$409.46	2004	GOODS AND SUPPLIES
6508	WAL MART CO		\$48.24	2004	GOODS AND SUPPLIES
4112	WAL MART CO		\$242.75	2004	GOODS AND SUPPLIES
7715	WAL MART CO		\$73.37	2004	GOODS AND SUPPLIES
1972	WAL MART CO		\$115.33	2004	GOODS AND SUPPLIES

GOODS AND SERVICES CONTRACTS

Appendix A

PURCHASE ORDER #	VENDOR NAME	ETHNICITY	AWARD AMOUNT	FY	BUSINESS CATEGORY
6570	WAL MART CO		\$47.76	2004	GOODS AND SUPPLIES
6606	WAL MART CO		\$40.00	2004	GOODS AND SUPPLIES
8805	WAL MART CO		\$125.00	2004	GOODS AND SUPPLIES
11836	WAL MART CO		\$159.96	2004	GOODS AND SUPPLIES
18207	WAL MART CO		\$73.37	2005	GOODS AND SUPPLIES
21930	WAL MART CO		\$15.28	2005	GOODS AND SUPPLIES
16812	WAL MART CO		\$137.26	2005	GOODS AND SUPPLIES
22542	WAL MART CO		\$312.90	2005	GOODS AND SUPPLIES
17848	WAL MART CO		\$12,149.34	2005	GOODS AND SUPPLIES
22877	WAL MART CO		\$87.42	2005	GOODS AND SUPPLIES
16974	WAL MART CO		\$118.68	2005	GOODS AND SUPPLIES
18519	WAL MART CO		\$180.60	2005	GOODS AND SUPPLIES
21685	WAL MART CO		\$750.00	2005	GOODS AND SUPPLIES
22218	WAL MART CO		\$41.49	2005	GOODS AND SUPPLIES
18960	WAL MART CO		\$169.70	2005	GOODS AND SUPPLIES
18515	WAL MART CO		\$1,575.00	2005	GOODS AND SUPPLIES
18125	WAL MART CO		\$481.89	2005	GOODS AND SUPPLIES
17952	WAL MART CO		\$142.00	2005	GOODS AND SUPPLIES
18879	WAL MART CO		\$89.21	2005	GOODS AND SUPPLIES
21764	WAL MART CO		\$250.00	2005	GOODS AND SUPPLIES
24181	WAL MART CO		\$506.13	2005	GOODS AND SUPPLIES
22959	WAL MART CO		\$67.79	2005	GOODS AND SUPPLIES
20546	WAL MART CO		\$187.82	2005	GOODS AND SUPPLIES
21008	WAL MART CO		\$205.70	2005	GOODS AND SUPPLIES
27433	WAL MART CO		\$201.63	2005	GOODS AND SUPPLIES
25548	WAL MART CO		\$262.98	2005	GOODS AND SUPPLIES
25648	WAL MART CO		\$224.02	2005	GOODS AND SUPPLIES
19667	WAL MART CO		\$276.12	2005	GOODS AND SUPPLIES
25758	WAL MART CO		\$435.77	2005	GOODS AND SUPPLIES
14088	WAL MART CO		\$91.60	2004	GOODS AND SUPPLIES
19723	WAL MART CO		\$298.64	2005	GOODS AND SUPPLIES
19578	WAL MART CO		\$63.87	2005	GOODS AND SUPPLIES
27529	WAL MART CO		\$450.00	2005	GOODS AND SUPPLIES
26819	WAL MART CO		\$145.51	2005	GOODS AND SUPPLIES

GOODS AND SERVICES CONTRACTS

Appendix A

PURCHASE ORDER #	VENDOR NAME	ETHNICITY	AWARD AMOUNT	FY	BUSINESS CATEGORY
20543	WAL MART CO		\$101.47	2005	GOODS AND SUPPLIES
27365	WAL MART CO		\$668.94	2005	GOODS AND SUPPLIES
20024	WAL MART CO		\$20.33	2005	GOODS AND SUPPLIES
20341	WAL MART CO		\$178.93	2005	GOODS AND SUPPLIES
19869	WAL MART CO		\$482.35	2005	GOODS AND SUPPLIES
15927	WAL MART CO		\$294.42	2005	GOODS AND SUPPLIES
14856	WAL MART CO		\$40.70	2005	GOODS AND SUPPLIES
20127	WAL MART CO		\$157.99	2005	GOODS AND SUPPLIES
19205	WAL MART CO		\$458.64	2005	GOODS AND SUPPLIES
14478	WAL MART CO		\$124.92	2004	GOODS AND SUPPLIES
10436	WALKER BROTHERS INC	NONMINORITY MALE	\$416.06	2004	GOODS AND SUPPLIES
7962	WALKER BROTHERS INC	NONMINORITY MALE	\$996.58	2004	GOODS AND SUPPLIES
8009	WALKER BROTHERS INC	NONMINORITY MALE	\$8,376.39	2004	GOODS AND SUPPLIES
48	WALKER BROTHERS INC	NONMINORITY MALE	\$2,992.50	2003	GOODS AND SUPPLIES
306	WALKER BROTHERS INC	NONMINORITY MALE	\$587.17	2004	GOODS AND SUPPLIES
8060	WALKER BROTHERS INC	NONMINORITY MALE	\$4,928.46	2004	GOODS AND SUPPLIES
6489	WALKER BROTHERS INC	NONMINORITY MALE	\$7,481.25	2004	GOODS AND SUPPLIES
6538	WALKER BROTHERS INC	NONMINORITY MALE	\$4,987.50	2004	GOODS AND SUPPLIES
7634	WALKER BROTHERS INC	NONMINORITY MALE	\$1,132.23	2004	GOODS AND SUPPLIES
3221	WALKER BROTHERS INC	NONMINORITY MALE	\$142.50	2004	GOODS AND SUPPLIES
27373	WALKER BROTHERS INC	NONMINORITY MALE	\$6,187.44	2005	GOODS AND SUPPLIES
20788	WALKER BROTHERS INC	NONMINORITY MALE	\$123,736.20	2005	GOODS AND SUPPLIES
14593	WALKER BROTHERS INC	NONMINORITY MALE	\$61,110.00	2004	GOODS AND SUPPLIES
27033	WALKER BROTHERS INC	NONMINORITY MALE	\$1,888.80	2005	GOODS AND SUPPLIES
41867	WAPER INC		\$1,258.95	2005	GOODS AND SUPPLIES
41259	WAPER INC		\$262.11	2005	GOODS AND SUPPLIES
29220	WAPER SUPPLY & SERVICE CO INC		\$2,972.68	2003	GOODS AND SUPPLIES
696	WAPER SUPPLY & SERVICE CO INC		\$213.89	2004	GOODS AND SUPPLIES
2443	WAPER SUPPLY & SERVICE CO INC		\$345.34	2004	GOODS AND SUPPLIES
8247	WAPER SUPPLY & SERVICE CO INC		\$367.45	2004	GOODS AND SUPPLIES
3339	WAPER SUPPLY & SERVICE CO INC		\$764.28	2004	GOODS AND SUPPLIES
13838	WAPER SUPPLY & SERVICE CO INC		\$625.14	2004	GOODS AND SUPPLIES
12800	WAPER SUPPLY & SERVICE CO INC		\$188.86	2004	GOODS AND SUPPLIES
5983	WAPER SUPPLY & SERVICE CO INC		\$215.99	2004	GOODS AND SUPPLIES

GOODS AND SERVICES CONTRACTS

Appendix A

PURCHASE ORDER #	VENDOR NAME	ETHNICITY	AWARD AMOUNT	FY	BUSINESS CATEGORY
1315	WAPER SUPPLY & SERVICE CO INC		\$52.45	2004	GOODS AND SUPPLIES
9906	WAPER SUPPLY & SERVICE CO INC		\$68.20	2004	GOODS AND SUPPLIES
12133	WAPER SUPPLY & SERVICE CO INC		\$621.96	2004	GOODS AND SUPPLIES
3307	WAPER SUPPLY & SERVICE CO INC		\$750.00	2004	GOODS AND SUPPLIES
319	WAPER SUPPLY & SERVICE CO INC		\$494.66	2004	GOODS AND SUPPLIES
14786	WAPER SUPPLY & SERVICE CO INC		\$416.30	2005	GOODS AND SUPPLIES
15249	WAPER SUPPLY & SERVICE CO INC		\$1,589.39	2005	GOODS AND SUPPLIES
24880	WAPER SUPPLY & SERVICE CO INC		\$357.38	2005	GOODS AND SUPPLIES
24879	WAPER SUPPLY & SERVICE CO INC		\$1,888.43	2005	GOODS AND SUPPLIES
15857	WAPER SUPPLY & SERVICE CO INC		\$375.48	2005	GOODS AND SUPPLIES
22705	WAPER SUPPLY & SERVICE CO INC		\$1,500.00	2005	GOODS AND SUPPLIES
29017	WAPER SUPPLY & SERVICE CO INC		\$1,500.00	2003	GOODS AND SUPPLIES
15261	WAPER SUPPLY & SERVICE CO INC		\$1,500.00	2005	GOODS AND SUPPLIES
16881	WAPER SUPPLY & SERVICE CO INC		\$623.36	2005	GOODS AND SUPPLIES
23680	WAPER SUPPLY & SERVICE CO INC		\$137.66	2005	GOODS AND SUPPLIES
20715	WAPER SUPPLY & SERVICE CO INC		\$349.14	2005	GOODS AND SUPPLIES
22706	WAPER SUPPLY & SERVICE CO INC		\$1,500.00	2005	GOODS AND SUPPLIES
40837	WARREN OIL CO INC		\$435.00	2003	GOODS AND SUPPLIES
40835	WARREN OIL CO INC		\$136.50	2003	GOODS AND SUPPLIES
34312	WARREN OIL CO INC		\$8,253.00	2003	GOODS AND SUPPLIES
38796	WARREN OIL CO INC		\$2,356.14	2003	GOODS AND SUPPLIES
37223	WARREN TRUCK EQUIPMENT INC		\$5,093.50	2003	GOODS AND SUPPLIES
36637	WARREN TRUCK EQUIPMENT INC		\$167.95	2003	GOODS AND SUPPLIES
37012	WARREN TRUCK EQUIPMENT INC		\$157.50	2003	GOODS AND SUPPLIES
39546	WARREN TRUCK EQUIPMENT INC		\$435.00	2003	GOODS AND SUPPLIES
31948	WARREN TRUCK EQUIPMENT INC		\$295.00	2003	GOODS AND SUPPLIES
38562	WARREN TRUCK EQUIPMENT INC		\$136.50	2003	GOODS AND SUPPLIES
9414	WARREN TRUCK EQUIPMENT INC		\$212.10	2004	GOODS AND SUPPLIES
9287	WARREN TRUCK EQUIPMENT INC		\$173.25	2004	GOODS AND SUPPLIES
26242	WARREN TRUCK EQUIPMENT INC		\$1,457.40	2005	GOODS AND SUPPLIES
24091	WATER & POWER TECHNOLOGIES INC		\$471.45	2005	GOODS AND SUPPLIES
32516	WATEREE DIVE CENTER INC		\$357.00	2003	GOODS AND SUPPLIES
6967	WATEREE DIVE CENTER INC		\$54.00	2004	GOODS AND SUPPLIES
27475	WATEREE DIVE CENTER INC		\$780.00	2005	GOODS AND SUPPLIES

GOODS AND SERVICES CONTRACTS

Appendix A

PURCHASE ORDER #	VENDOR NAME	ETHNICITY	AWARD AMOUNT	FY	BUSINESS CATEGORY
35670	WESCO		\$3,852.09	2003	GOODS AND SUPPLIES
34637	WESTSIDE ICE & FUEL CO OF COLUMBIA INC		\$143.06	2003	GOODS AND SUPPLIES
39290	WESTSIDE ICE & FUEL CO OF COLUMBIA INC		\$75.00	2003	GOODS AND SUPPLIES
29995	WESTSIDE ICE & FUEL CO OF COLUMBIA INC		\$737.37	2003	GOODS AND SUPPLIES
4917	WESTSIDE ICE & FUEL CO OF COLUMBIA INC		\$150.00	2004	GOODS AND SUPPLIES
12891	WESTSIDE ICE & FUEL CO OF COLUMBIA INC		\$125.00	2004	GOODS AND SUPPLIES
20	WESTSIDE ICE & FUEL CO OF COLUMBIA INC		\$115.66	2004	GOODS AND SUPPLIES
576	WESTSIDE ICE & FUEL CO OF COLUMBIA INC		\$75.08	2004	GOODS AND SUPPLIES
3279	WESTSIDE ICE & FUEL CO OF COLUMBIA INC		\$44.00	2004	GOODS AND SUPPLIES
18898	WESTSIDE ICE & FUEL CO OF COLUMBIA INC		\$149.63	2005	GOODS AND SUPPLIES
35203	WHIT ASH FURNISHINGS		\$1,228.00	2003	GOODS AND SUPPLIES
36057	WHIT ASH FURNISHINGS		\$1,228.00	2003	GOODS AND SUPPLIES
37217	WHITAKER CONTAINER SERVICE INC		\$600.00	2003	GOODS AND SUPPLIES
39049	WHITAKER CONTAINER SERVICE INC		\$725.00	2003	GOODS AND SUPPLIES
32901	WHITAKER CONTAINER SERVICE INC		\$600.00	2003	GOODS AND SUPPLIES
35710	WHITAKER CONTAINER SERVICE INC		\$725.00	2003	GOODS AND SUPPLIES
30722	WHITAKER CONTAINER SERVICE INC		\$300.00	2003	GOODS AND SUPPLIES
37030	WHITAKER CONTAINER SERVICE INC		\$350.00	2003	GOODS AND SUPPLIES
31779	WHITAKER CONTAINER SERVICE INC		\$600.00	2003	GOODS AND SUPPLIES
31325	WHITAKER CONTAINER SERVICE INC		\$600.00	2003	GOODS AND SUPPLIES
41992	WHITAKER CONTAINER SERVICE INC		\$600.00	2005	GOODS AND SUPPLIES
39784	WHITAKER CONTAINER SERVICE INC		\$725.00	2003	GOODS AND SUPPLIES
39519	WHITAKER CONTAINER SERVICE INC		\$475.00	2003	GOODS AND SUPPLIES
42427	WHITAKER CONTAINER SERVICE INC		\$850.00	2005	GOODS AND SUPPLIES
32160	WHITAKER CONTAINER SERVICE INC		\$600.00	2003	GOODS AND SUPPLIES
33813	WHITAKER CONTAINER SERVICE INC		\$600.00	2003	GOODS AND SUPPLIES
9269	WHITAKER CONTAINER SERVICE INC		\$600.00	2004	GOODS AND SUPPLIES
10174	WHITAKER CONTAINER SERVICE INC		\$350.00	2004	GOODS AND SUPPLIES
13680	WHITAKER CONTAINER SERVICE INC		\$850.00	2004	GOODS AND SUPPLIES
7102	WHITAKER CONTAINER SERVICE INC		\$350.00	2004	GOODS AND SUPPLIES
5892	WHITAKER CONTAINER SERVICE INC		\$850.00	2004	GOODS AND SUPPLIES
8150	WHITAKER CONTAINER SERVICE INC		\$475.00	2004	GOODS AND SUPPLIES
11403	WHITAKER CONTAINER SERVICE INC		\$600.00	2004	GOODS AND SUPPLIES
837	WHITAKER CONTAINER SERVICE INC		\$600.00	2004	GOODS AND SUPPLIES

GOODS AND SERVICES CONTRACTS

Appendix A

PURCHASE ORDER #	VENDOR NAME	ETHNICITY	AWARD AMOUNT	FY	BUSINESS CATEGORY
12864	WHITAKER CONTAINER SERVICE INC		\$600.00	2004	GOODS AND SUPPLIES
3370	WHITAKER CONTAINER SERVICE INC		\$600.00	2004	GOODS AND SUPPLIES
2829	WHITAKER CONTAINER SERVICE INC		\$600.00	2004	GOODS AND SUPPLIES
24932	WHITAKER CONTAINER SERVICE INC		\$600.00	2005	GOODS AND SUPPLIES
26228	WHITAKER CONTAINER SERVICE INC		\$350.00	2005	GOODS AND SUPPLIES
18107	WHITAKER CONTAINER SERVICE INC		\$600.00	2005	GOODS AND SUPPLIES
19233	WHITAKER CONTAINER SERVICE INC		\$600.00	2005	GOODS AND SUPPLIES
20389	WHITAKER CONTAINER SERVICE INC		\$600.00	2005	GOODS AND SUPPLIES
21281	WHITAKER CONTAINER SERVICE INC		\$600.00	2005	GOODS AND SUPPLIES
24597	WHITAKER CONTAINER SERVICE INC		\$950.00	2005	GOODS AND SUPPLIES
16831	WHITAKER CONTAINER SERVICE INC		\$600.00	2005	GOODS AND SUPPLIES
41832	WHITE CRANE CO INC		\$2,000.00	2005	GOODS AND SUPPLIES
38224	WHITE CRANE CO INC		\$1,600.00	2003	GOODS AND SUPPLIES
1093	WHITE CRANE CO INC		\$1,207.50	2004	GOODS AND SUPPLIES
4752	WHITE CRANE CO INC		\$460.00	2004	GOODS AND SUPPLIES
25095	WHITE CRANE CO INC		\$3,500.00	2005	GOODS AND SUPPLIES
39201	WHITE SEWING CENTER		\$26.25	2003	GOODS AND SUPPLIES
7889	WHITE SEWING CENTER		\$334.37	2004	GOODS AND SUPPLIES
5775	WHITE SEWING CENTER		\$157.50	2004	GOODS AND SUPPLIES
30126	WHOLESALE INDUSTRIAL ELECTRONICS INC		\$382.28	2003	GOODS AND SUPPLIES
37615	WHOLESALE INDUSTRIAL ELECTRONICS INC		\$174.51	2003	GOODS AND SUPPLIES
38875	WHOLESALE INDUSTRIAL ELECTRONICS INC		\$165.13	2003	GOODS AND SUPPLIES
29221	WHOLESALE INDUSTRIAL ELECTRONICS INC		\$1,032.33	2003	GOODS AND SUPPLIES
31501	WHOLESALE INDUSTRIAL ELECTRONICS INC		\$212.00	2003	GOODS AND SUPPLIES
41403	WHOLESALE INDUSTRIAL ELECTRONICS INC		\$745.78	2005	GOODS AND SUPPLIES
30967	WHOLESALE INDUSTRIAL ELECTRONICS INC		\$111.16	2003	GOODS AND SUPPLIES
30713	WHOLESALE INDUSTRIAL ELECTRONICS INC		\$396.90	2003	GOODS AND SUPPLIES
30962	WHOLESALE INDUSTRIAL ELECTRONICS INC		\$148.18	2003	GOODS AND SUPPLIES
41376	WHOLESALE INDUSTRIAL ELECTRONICS INC		\$265.00	2005	GOODS AND SUPPLIES
30338	WHOLESALE INDUSTRIAL ELECTRONICS INC		\$984.90	2003	GOODS AND SUPPLIES
35690	WHOLESALE INDUSTRIAL ELECTRONICS INC		\$407.51	2003	GOODS AND SUPPLIES
32003	WHOLESALE INDUSTRIAL ELECTRONICS INC		\$34.76	2003	GOODS AND SUPPLIES
37474	WHOLESALE INDUSTRIAL ELECTRONICS INC		\$117.50	2003	GOODS AND SUPPLIES
39497	WHOLESALE INDUSTRIAL ELECTRONICS INC		\$82.54	2003	GOODS AND SUPPLIES

GOODS AND SERVICES CONTRACTS

Appendix A

PURCHASE ORDER #	VENDOR NAME	ETHNICITY	AWARD AMOUNT	FY	BUSINESS CATEGORY
39334	WHOLESALE INDUSTRIAL ELECTRONICS INC		\$192.15	2003	GOODS AND SUPPLIES
31388	WHOLESALE INDUSTRIAL ELECTRONICS INC		\$259.00	2003	GOODS AND SUPPLIES
37481	WHOLESALE INDUSTRIAL ELECTRONICS INC		\$74.00	2003	GOODS AND SUPPLIES
38173	WHOLESALE INDUSTRIAL ELECTRONICS INC		\$405.30	2003	GOODS AND SUPPLIES
33330	WHOLESALE INDUSTRIAL ELECTRONICS INC		\$219.50	2003	GOODS AND SUPPLIES
31211	WHOLESALE INDUSTRIAL ELECTRONICS INC		\$25,044.00	2003	GOODS AND SUPPLIES
29541	WHOLESALE INDUSTRIAL ELECTRONICS INC		\$93.87	2003	GOODS AND SUPPLIES
31139	WHOLESALE INDUSTRIAL ELECTRONICS INC		\$327.50	2003	GOODS AND SUPPLIES
29479	WHOLESALE INDUSTRIAL ELECTRONICS INC		\$1,014.00	2003	GOODS AND SUPPLIES
39364	WHOLESALE INDUSTRIAL ELECTRONICS INC		\$184.09	2003	GOODS AND SUPPLIES
39095	WHOLESALE INDUSTRIAL ELECTRONICS INC		\$675.00	2003	GOODS AND SUPPLIES
37786	WHOLESALE INDUSTRIAL ELECTRONICS INC		\$1,200.15	2003	GOODS AND SUPPLIES
35797	WHOLESALE INDUSTRIAL ELECTRONICS INC		\$225.60	2003	GOODS AND SUPPLIES
10454	WHOLESALE INDUSTRIAL ELECTRONICS INC		\$26.25	2004	GOODS AND SUPPLIES
5350	WHOLESALE INDUSTRIAL ELECTRONICS INC		\$246.75	2004	GOODS AND SUPPLIES
7682	WHOLESALE INDUSTRIAL ELECTRONICS INC		\$18.02	2004	GOODS AND SUPPLIES
5221	WHOLESALE INDUSTRIAL ELECTRONICS INC		\$262.50	2004	GOODS AND SUPPLIES
2735	WHOLESALE INDUSTRIAL ELECTRONICS INC		\$109.12	2004	GOODS AND SUPPLIES
10054	WHOLESALE INDUSTRIAL ELECTRONICS INC		\$246.75	2004	GOODS AND SUPPLIES
1165	WHOLESALE INDUSTRIAL ELECTRONICS INC		\$621.60	2004	GOODS AND SUPPLIES
12470	WHOLESALE INDUSTRIAL ELECTRONICS INC		\$114.92	2004	GOODS AND SUPPLIES
10950	WHOLESALE INDUSTRIAL ELECTRONICS INC		\$777.00	2004	GOODS AND SUPPLIES
3310	WHOLESALE INDUSTRIAL ELECTRONICS INC		\$400.00	2004	GOODS AND SUPPLIES
10376	WHOLESALE INDUSTRIAL ELECTRONICS INC		\$156.19	2004	GOODS AND SUPPLIES
226	WHOLESALE INDUSTRIAL ELECTRONICS INC		\$41.48	2004	GOODS AND SUPPLIES
3653	WHOLESALE INDUSTRIAL ELECTRONICS INC		\$267.62	2004	GOODS AND SUPPLIES
3656	WHOLESALE INDUSTRIAL ELECTRONICS INC		\$296.36	2004	GOODS AND SUPPLIES
6944	WHOLESALE INDUSTRIAL ELECTRONICS INC		\$196.00	2004	GOODS AND SUPPLIES
4210	WHOLESALE INDUSTRIAL ELECTRONICS INC		\$13.65	2004	GOODS AND SUPPLIES
7146	WHOLESALE INDUSTRIAL ELECTRONICS INC		\$543.90	2004	GOODS AND SUPPLIES
6024	WHOLESALE INDUSTRIAL ELECTRONICS INC		\$207.43	2004	GOODS AND SUPPLIES
1652	WHOLESALE INDUSTRIAL ELECTRONICS INC		\$153.83	2004	GOODS AND SUPPLIES
6025	WHOLESALE INDUSTRIAL ELECTRONICS INC		\$207.43	2004	GOODS AND SUPPLIES
4320	WHOLESALE INDUSTRIAL ELECTRONICS INC		\$735.00	2004	GOODS AND SUPPLIES

GOODS AND SERVICES CONTRACTS

Appendix A

PURCHASE ORDER #	VENDOR NAME	ETHNICITY	AWARD AMOUNT	FY	BUSINESS CATEGORY
12547	WHOLESALE INDUSTRIAL ELECTRONICS INC		\$7.34	2004	GOODS AND SUPPLIES
7311	WHOLESALE INDUSTRIAL ELECTRONICS INC		\$226.04	2004	GOODS AND SUPPLIES
12477	WHOLESALE INDUSTRIAL ELECTRONICS INC		\$198.80	2004	GOODS AND SUPPLIES
9598	WHOLESALE INDUSTRIAL ELECTRONICS INC		\$77.70	2004	GOODS AND SUPPLIES
15091	WHOLESALE INDUSTRIAL ELECTRONICS INC		\$228.95	2005	GOODS AND SUPPLIES
22762	WHOLESALE INDUSTRIAL ELECTRONICS INC		\$368.56	2005	GOODS AND SUPPLIES
18357	WHOLESALE INDUSTRIAL ELECTRONICS INC		\$697.20	2005	GOODS AND SUPPLIES
27250	WHOLESALE INDUSTRIAL ELECTRONICS INC		\$262.50	2005	GOODS AND SUPPLIES
22866	WHOLESALE INDUSTRIAL ELECTRONICS INC		\$6.50	2005	GOODS AND SUPPLIES
18636	WHOLESALE INDUSTRIAL ELECTRONICS INC		\$105.00	2005	GOODS AND SUPPLIES
15254	WHOLESALE INDUSTRIAL ELECTRONICS INC		\$1,000.00	2005	GOODS AND SUPPLIES
26956	WHOLESALE INDUSTRIAL ELECTRONICS INC		\$465.34	2005	GOODS AND SUPPLIES
13971	WHOLESALE INDUSTRIAL ELECTRONICS INC		\$255.15	2004	GOODS AND SUPPLIES
19912	WHOLESALE INDUSTRIAL ELECTRONICS INC		\$245.94	2005	GOODS AND SUPPLIES
20646	WHOLESALE INDUSTRIAL ELECTRONICS INC		\$4.15	2005	GOODS AND SUPPLIES
16743	WHOLESALE INDUSTRIAL ELECTRONICS INC		\$230.48	2005	GOODS AND SUPPLIES
24854	WHOLESALE INDUSTRIAL ELECTRONICS INC		\$107.99	2005	GOODS AND SUPPLIES
16595	WHOLESALE INDUSTRIAL ELECTRONICS INC		\$1.56	2005	GOODS AND SUPPLIES
18980	WHOLESALE INDUSTRIAL ELECTRONICS INC		\$10.48	2005	GOODS AND SUPPLIES
16538	WHOLESALE INDUSTRIAL ELECTRONICS INC		\$2,000.00	2005	GOODS AND SUPPLIES
21633	WHOLESALE INDUSTRIAL ELECTRONICS INC		\$120.67	2005	GOODS AND SUPPLIES
16535	WHOLESALE INDUSTRIAL ELECTRONICS INC		\$2,197.00	2005	GOODS AND SUPPLIES
27698	WHOLESALE INDUSTRIAL ELECTRONICS INC		\$292.65	2003	GOODS AND SUPPLIES
26439	WHOLESALE INDUSTRIAL ELECTRONICS INC		\$6,818.70	2005	GOODS AND SUPPLIES
24166	WHOLESALE INDUSTRIAL ELECTRONICS INC		\$1,743.00	2005	GOODS AND SUPPLIES
26122	WHOLESALE INDUSTRIAL ELECTRONICS INC		\$1,490.67	2005	GOODS AND SUPPLIES
21962	WHOLESALE INDUSTRIAL ELECTRONICS INC		\$1,712.12	2005	GOODS AND SUPPLIES
24431	WHOLESALE INDUSTRIAL ELECTRONICS INC		\$210.00	2005	GOODS AND SUPPLIES
29002	WHOLESALE INDUSTRIAL ELECTRONICS INC		\$637.94	2003	GOODS AND SUPPLIES
17795	WHOLESALE INDUSTRIAL ELECTRONICS INC		\$1.73	2005	GOODS AND SUPPLIES
7695	WILSON REPAIR SERVICE		\$38.34	2004	GOODS AND SUPPLIES
16829	WILSON REPAIR SERVICE		\$33.70	2005	GOODS AND SUPPLIES
32523	WINDOW SYSTEMS LLC		\$2,250.00	2003	GOODS AND SUPPLIES
30416	WOLF CAMERA & VIDEO		\$1,258.56	2003	GOODS AND SUPPLIES

GOODS AND SERVICES CONTRACTS

Appendix A

PURCHASE ORDER #	VENDOR NAME	ETHNICITY	AWARD AMOUNT	FY	BUSINESS CATEGORY
33907	WOLF CAMERA & VIDEO		\$52.39	2003	GOODS AND SUPPLIES
37074	WOLF CAMERA & VIDEO		\$865.82	2003	GOODS AND SUPPLIES
38406	WOLF CAMERA & VIDEO		\$160.00	2003	GOODS AND SUPPLIES
34405	WOLF CAMERA & VIDEO		\$446.23	2003	GOODS AND SUPPLIES
38900	WOLF CAMERA & VIDEO		\$1,604.73	2003	GOODS AND SUPPLIES
39857	WOLF CAMERA & VIDEO		\$59.95	2003	GOODS AND SUPPLIES
2623	WOLF CAMERA & VIDEO		\$20.97	2004	GOODS AND SUPPLIES
8178	WOLF CAMERA & VIDEO		\$47.00	2004	GOODS AND SUPPLIES
6907	WOLF CAMERA & VIDEO		\$115.48	2004	GOODS AND SUPPLIES
14887	WOLF CAMERA & VIDEO		\$1,403.73	2005	GOODS AND SUPPLIES
19218	WOLF CAMERA & VIDEO		\$419.99	2005	GOODS AND SUPPLIES
21971	WOLF CAMERA & VIDEO		\$110.22	2005	GOODS AND SUPPLIES
20230	WOLF CAMERA & VIDEO		\$110.21	2005	GOODS AND SUPPLIES
15033	WOLF CAMERA & VIDEO		\$41.95	2005	GOODS AND SUPPLIES
28782	WOLF CAMERA & VIDEO		\$72.26	2003	GOODS AND SUPPLIES
22917	WOLF CAMERA & VIDEO		\$417.90	2005	GOODS AND SUPPLIES
20675	WOODCREEK FARMS NURSERY		\$236.25	2005	GOODS AND SUPPLIES
11011	WOODLEYS GARDEN CENTER		\$157.50	2004	GOODS AND SUPPLIES
13450	WOODLEYS GARDEN CENTER		\$315.00	2004	GOODS AND SUPPLIES
11627	WOODLEYS GARDEN CENTER		\$159.40	2004	GOODS AND SUPPLIES
3516	WOODLEYS GARDEN CENTER		\$2,500.00	2004	GOODS AND SUPPLIES
5794	WOODLEYS GARDEN CENTER		\$936.00	2004	GOODS AND SUPPLIES
5792	WOODLEYS GARDEN CENTER		\$188.69	2004	GOODS AND SUPPLIES
4332	WOODLEYS GARDEN CENTER		\$315.00	2004	GOODS AND SUPPLIES
3107	WOODLEYS GARDEN CENTER		\$681.95	2004	GOODS AND SUPPLIES
6828	WOODLEYS GARDEN CENTER		\$291.38	2004	GOODS AND SUPPLIES
1860	WOODLEYS GARDEN CENTER		\$42.12	2004	GOODS AND SUPPLIES
3070	WOODLEYS GARDEN CENTER		\$22.31	2004	GOODS AND SUPPLIES
384	WOODLEYS GARDEN CENTER		\$217.67	2004	GOODS AND SUPPLIES
4728	WOODLEYS GARDEN CENTER		\$46.18	2004	GOODS AND SUPPLIES
4616	WOODLEYS GARDEN CENTER		\$189.00	2004	GOODS AND SUPPLIES
3652	WOODLEYS GARDEN CENTER		\$319.50	2004	GOODS AND SUPPLIES
1130	WOODLEYS GARDEN CENTER		\$168.00	2004	GOODS AND SUPPLIES
9544	WOODLEYS GARDEN CENTER		\$325.63	2004	GOODS AND SUPPLIES

GOODS AND SERVICES CONTRACTS

Appendix A

PURCHASE ORDER #	VENDOR NAME	ETHNICITY	AWARD AMOUNT	FY	BUSINESS CATEGORY
18866	WOODLEYS GARDEN CENTER		\$172.68	2005	GOODS AND SUPPLIES
18691	WOODLEYS GARDEN CENTER		\$498.75	2005	GOODS AND SUPPLIES
22492	WOODLEYS GARDEN CENTER		\$396.90	2005	GOODS AND SUPPLIES
26270	WOODLEYS GARDEN CENTER		\$135.72	2005	GOODS AND SUPPLIES
24339	WOODLEYS GARDEN CENTER		\$2,202.05	2005	GOODS AND SUPPLIES
24256	WOODLEYS GARDEN CENTER		\$368.00	2005	GOODS AND SUPPLIES
24876	WOODLEYS GARDEN CENTER		\$189.00	2005	GOODS AND SUPPLIES
23607	WOODLEYS GARDEN CENTER		\$2,625.00	2005	GOODS AND SUPPLIES
25447	WOODLEYS GARDEN CENTER		\$311.85	2005	GOODS AND SUPPLIES
23215	WOODLEYS GARDEN CENTER		\$316.13	2005	GOODS AND SUPPLIES
25661	WOODLEYS GARDEN CENTER		\$311.85	2005	GOODS AND SUPPLIES
23110	WOODLEYS GARDEN CENTER		\$1,050.00	2005	GOODS AND SUPPLIES
15005	WOODLEYS GARDEN CENTER		\$2,195.00	2005	GOODS AND SUPPLIES
15077	WOODLEYS GARDEN CENTER		\$3,150.00	2005	GOODS AND SUPPLIES
22991	WOODLEYS GARDEN CENTER		\$329.96	2005	GOODS AND SUPPLIES
39037	WOODS & WATER OUTDOOR SUPPLIES		\$365.40	2003	GOODS AND SUPPLIES
39657	WOODS & WATER OUTDOOR SUPPLIES		\$231.00	2003	GOODS AND SUPPLIES
8648	WOODS & WATER OUTDOOR SUPPLIES		\$1,260.00	2004	GOODS AND SUPPLIES
3708	WOODS & WATER OUTDOOR SUPPLIES		\$441.00	2004	GOODS AND SUPPLIES
9282	WOODS & WATER OUTDOOR SUPPLIES		\$330.75	2004	GOODS AND SUPPLIES
9825	WOODS & WATER OUTDOOR SUPPLIES		\$408.00	2004	GOODS AND SUPPLIES
17229	WOODS & WATER OUTDOOR SUPPLIES		\$464.10	2005	GOODS AND SUPPLIES
25123	WOODS & WATER OUTDOOR SUPPLIES		\$254.40	2005	GOODS AND SUPPLIES
24917	WOODS & WATER OUTDOOR SUPPLIES		\$222.60	2005	GOODS AND SUPPLIES
26188	WOODS & WATER OUTDOOR SUPPLIES		\$222.60	2005	GOODS AND SUPPLIES
14623	WOODS & WATER OUTDOOR SUPPLIES		\$609.00	2004	GOODS AND SUPPLIES
25225	WOODS & WATER OUTDOOR SUPPLIES		\$504.56	2005	GOODS AND SUPPLIES
15193	WOODS & WATER OUTDOOR SUPPLIES		\$609.00	2005	GOODS AND SUPPLIES
23020	WOODS & WATER OUTDOOR SUPPLIES		\$16.80	2005	GOODS AND SUPPLIES
34370	WRIGHT JOHNSTON INC		\$5,761.51	2003	GOODS AND SUPPLIES
38020	WRIGHT JOHNSTON INC		\$179.70	2003	GOODS AND SUPPLIES
30046	WRIGHT JOHNSTON INC		\$42,510.78	2003	GOODS AND SUPPLIES
38021	WRIGHT JOHNSTON INC		\$179.70	2003	GOODS AND SUPPLIES
37377	WRIGHT JOHNSTON INC		\$9,497.78	2003	GOODS AND SUPPLIES

GOODS AND SERVICES CONTRACTS

Appendix A

PURCHASE ORDER #	VENDOR NAME	ETHNICITY	AWARD AMOUNT	FY	BUSINESS CATEGORY
40531	WRIGHT JOHNSTON INC		\$558.00	2003	GOODS AND SUPPLIES
34369	WRIGHT JOHNSTON INC		\$2,854.11	2003	GOODS AND SUPPLIES
39425	WRIGHT JOHNSTON INC		\$29,819.34	2003	GOODS AND SUPPLIES
34451	WRIGHT JOHNSTON INC		\$625.80	2003	GOODS AND SUPPLIES
35470	WRIGHT JOHNSTON INC		\$118.00	2003	GOODS AND SUPPLIES
36318	WRIGHT JOHNSTON INC		\$15,746.86	2003	GOODS AND SUPPLIES
32252	WRIGHT JOHNSTON INC		\$57.65	2003	GOODS AND SUPPLIES
38242	WRIGHT JOHNSTON INC		\$45.99	2003	GOODS AND SUPPLIES
34486	WRIGHT JOHNSTON INC		\$131.99	2003	GOODS AND SUPPLIES
38156	WRIGHT JOHNSTON INC		\$90.09	2003	GOODS AND SUPPLIES
33318	WRIGHT JOHNSTON INC		\$1,736.28	2003	GOODS AND SUPPLIES
30052	WRIGHT JOHNSTON INC		\$3,069.99	2003	GOODS AND SUPPLIES
31223	WRIGHT JOHNSTON INC		\$165.90	2003	GOODS AND SUPPLIES
31397	WRIGHT JOHNSTON INC		\$480.00	2003	GOODS AND SUPPLIES
36370	WRIGHT JOHNSTON INC		\$293.27	2003	GOODS AND SUPPLIES
29204	WRIGHT JOHNSTON INC		\$1,239.71	2003	GOODS AND SUPPLIES
41134	WRIGHT JOHNSTON INC		\$17,744.27	2005	GOODS AND SUPPLIES
31010	WRIGHT JOHNSTON INC		\$17,930.75	2003	GOODS AND SUPPLIES
32144	WRIGHT JOHNSTON INC		\$307.02	2003	GOODS AND SUPPLIES
30613	WRIGHT JOHNSTON INC		\$339.21	2003	GOODS AND SUPPLIES
36025	WRIGHT JOHNSTON INC		\$57,150.25	2003	GOODS AND SUPPLIES
33450	WRIGHT JOHNSTON INC		\$43,721.01	2003	GOODS AND SUPPLIES
38259	WRIGHT JOHNSTON INC		\$125.69	2003	GOODS AND SUPPLIES
35109	WRIGHT JOHNSTON INC		\$192.57	2003	GOODS AND SUPPLIES
39767	WRIGHT JOHNSTON INC		\$573.09	2003	GOODS AND SUPPLIES
2279	WRIGHT JOHNSTON INC		\$315.95	2004	GOODS AND SUPPLIES
731	WRIGHT JOHNSTON INC		\$154.04	2004	GOODS AND SUPPLIES
3184	WRIGHT JOHNSTON INC		\$207.27	2004	GOODS AND SUPPLIES
3183	WRIGHT JOHNSTON INC		\$414.54	2004	GOODS AND SUPPLIES
12620	WRIGHT JOHNSTON INC		\$172.84	2004	GOODS AND SUPPLIES
3617	WRIGHT JOHNSTON INC		\$966.00	2004	GOODS AND SUPPLIES
2570	WRIGHT JOHNSTON INC		\$248.85	2004	GOODS AND SUPPLIES
2497	WRIGHT JOHNSTON INC		\$27,396.60	2004	GOODS AND SUPPLIES
2326	WRIGHT JOHNSTON INC		\$1,297.65	2004	GOODS AND SUPPLIES

GOODS AND SERVICES CONTRACTS

Appendix A

PURCHASE ORDER #	VENDOR NAME	ETHNICITY	AWARD AMOUNT	FY	BUSINESS CATEGORY
4544	WRIGHT JOHNSTON INC		\$1,000.00	2004	GOODS AND SUPPLIES
1879	WRIGHT JOHNSTON INC		\$334.80	2004	GOODS AND SUPPLIES
1849	WRIGHT JOHNSTON INC		\$69.20	2004	GOODS AND SUPPLIES
1741	WRIGHT JOHNSTON INC		\$355.23	2004	GOODS AND SUPPLIES
841	WRIGHT JOHNSTON INC		\$194.99	2004	GOODS AND SUPPLIES
842	WRIGHT JOHNSTON INC		\$194.99	2004	GOODS AND SUPPLIES
1709	WRIGHT JOHNSTON INC		\$165.90	2004	GOODS AND SUPPLIES
1482	WRIGHT JOHNSTON INC		\$125.69	2004	GOODS AND SUPPLIES
1032	WRIGHT JOHNSTON INC		\$6,181.80	2004	GOODS AND SUPPLIES
13911	WRIGHT JOHNSTON INC		\$323.40	2004	GOODS AND SUPPLIES
2359	WRIGHT JOHNSTON INC		\$151.84	2004	GOODS AND SUPPLIES
6263	WRIGHT JOHNSTON INC		\$481.28	2004	GOODS AND SUPPLIES
11140	WRIGHT JOHNSTON INC		\$4,000.00	2004	GOODS AND SUPPLIES
9237	WRIGHT JOHNSTON INC		\$2,740.50	2004	GOODS AND SUPPLIES
9162	WRIGHT JOHNSTON INC		\$50,906.95	2004	GOODS AND SUPPLIES
8723	WRIGHT JOHNSTON INC		\$415.18	2004	GOODS AND SUPPLIES
8403	WRIGHT JOHNSTON INC		\$16,300.21	2004	GOODS AND SUPPLIES
322	WRIGHT JOHNSTON INC		\$45,000.00	2004	GOODS AND SUPPLIES
7541	WRIGHT JOHNSTON INC		\$266.93	2004	GOODS AND SUPPLIES
11548	WRIGHT JOHNSTON INC		\$2,490.60	2004	GOODS AND SUPPLIES
6331	WRIGHT JOHNSTON INC		\$3,706.92	2004	GOODS AND SUPPLIES
4090	WRIGHT JOHNSTON INC		\$986.90	2004	GOODS AND SUPPLIES
6228	WRIGHT JOHNSTON INC		\$2,000.00	2004	GOODS AND SUPPLIES
12174	WRIGHT JOHNSTON INC		\$1,500.00	2004	GOODS AND SUPPLIES
4405	WRIGHT JOHNSTON INC		\$204.34	2004	GOODS AND SUPPLIES
5847	WRIGHT JOHNSTON INC		\$481.28	2004	GOODS AND SUPPLIES
487	WRIGHT JOHNSTON INC		\$406.35	2004	GOODS AND SUPPLIES
5134	WRIGHT JOHNSTON INC		\$46,225.47	2004	GOODS AND SUPPLIES
6523	WRIGHT JOHNSTON INC		\$330.23	2004	GOODS AND SUPPLIES
5135	WRIGHT JOHNSTON INC		\$25,000.00	2004	GOODS AND SUPPLIES
5933	WRIGHT JOHNSTON INC		\$254.58	2004	GOODS AND SUPPLIES
25338	WRIGHT JOHNSTON INC		\$498.39	2005	GOODS AND SUPPLIES
22526	WRIGHT JOHNSTON INC		\$12,453.00	2005	GOODS AND SUPPLIES
25293	WRIGHT JOHNSTON INC		\$130.00	2005	GOODS AND SUPPLIES

GOODS AND SERVICES CONTRACTS

Appendix A

PURCHASE ORDER #	VENDOR NAME	ETHNICITY	AWARD AMOUNT	FY	BUSINESS CATEGORY
25184	WRIGHT JOHNSTON INC		\$1,295.28	2005	GOODS AND SUPPLIES
25401	WRIGHT JOHNSTON INC		\$555.51	2005	GOODS AND SUPPLIES
19569	WRIGHT JOHNSTON INC		\$774.48	2005	GOODS AND SUPPLIES
27472	WRIGHT JOHNSTON INC		\$4,536.00	2005	GOODS AND SUPPLIES
20743	WRIGHT JOHNSTON INC		\$472.50	2005	GOODS AND SUPPLIES
27473	WRIGHT JOHNSTON INC		\$7,360.50	2005	GOODS AND SUPPLIES
20919	WRIGHT JOHNSTON INC		\$1,081.50	2005	GOODS AND SUPPLIES
20883	WRIGHT JOHNSTON INC		\$900.00	2005	GOODS AND SUPPLIES
23611	WRIGHT JOHNSTON INC		\$295.68	2005	GOODS AND SUPPLIES
25340	WRIGHT JOHNSTON INC		\$491.10	2005	GOODS AND SUPPLIES
26136	WRIGHT JOHNSTON INC		\$136.50	2005	GOODS AND SUPPLIES
14867	WRIGHT JOHNSTON INC		\$567.00	2005	GOODS AND SUPPLIES
26998	WRIGHT JOHNSTON INC		\$665.28	2005	GOODS AND SUPPLIES
26653	WRIGHT JOHNSTON INC		\$1,570.52	2005	GOODS AND SUPPLIES
20232	WRIGHT JOHNSTON INC		\$224.96	2005	GOODS AND SUPPLIES
26593	WRIGHT JOHNSTON INC		\$158.71	2005	GOODS AND SUPPLIES
19913	WRIGHT JOHNSTON INC		\$713.11	2005	GOODS AND SUPPLIES
19639	WRIGHT JOHNSTON INC		\$10,000.00	2005	GOODS AND SUPPLIES
27356	WRIGHT JOHNSTON INC		\$500.00	2005	GOODS AND SUPPLIES
19612	WRIGHT JOHNSTON INC		\$381.79	2005	GOODS AND SUPPLIES
26036	WRIGHT JOHNSTON INC		\$103.85	2005	GOODS AND SUPPLIES
14583	WRIGHT JOHNSTON INC		\$9,911.58	2004	GOODS AND SUPPLIES
15807	WRIGHT JOHNSTON INC		\$1,000.00	2005	GOODS AND SUPPLIES
19245	WRIGHT JOHNSTON INC		\$2,000.00	2005	GOODS AND SUPPLIES
14566	WRIGHT JOHNSTON INC		\$815.75	2004	GOODS AND SUPPLIES
19638	WRIGHT JOHNSTON INC		\$52,650.42	2005	GOODS AND SUPPLIES
25611	WRIGHT JOHNSTON INC		\$5,420.32	2005	GOODS AND SUPPLIES
26387	WRIGHT JOHNSTON INC		\$18,679.50	2005	GOODS AND SUPPLIES
21826	WRIGHT JOHNSTON INC		\$104.58	2005	GOODS AND SUPPLIES
22996	WRIGHT JOHNSTON INC		\$752.86	2005	GOODS AND SUPPLIES
18578	WRIGHT JOHNSTON INC		\$336.00	2005	GOODS AND SUPPLIES
18053	WRIGHT JOHNSTON INC		\$1,220.21	2005	GOODS AND SUPPLIES
18663	WRIGHT JOHNSTON INC		\$12,453.00	2005	GOODS AND SUPPLIES
23163	WRIGHT JOHNSTON INC		\$640.00	2005	GOODS AND SUPPLIES

GOODS AND SERVICES CONTRACTS

Appendix A

PURCHASE ORDER #	VENDOR NAME	ETHNICITY	AWARD AMOUNT	FY	BUSINESS CATEGORY
23614	WRIGHT JOHNSTON INC		\$1,235.86	2005	GOODS AND SUPPLIES
23627	WRIGHT JOHNSTON INC		\$787.50	2005	GOODS AND SUPPLIES
24043	WRIGHT JOHNSTON INC		\$1,100.00	2005	GOODS AND SUPPLIES
24058	WRIGHT JOHNSTON INC		\$126.00	2005	GOODS AND SUPPLIES
24076	WRIGHT JOHNSTON INC		\$252.00	2005	GOODS AND SUPPLIES
18917	WRIGHT JOHNSTON INC		\$19,604.03	2005	GOODS AND SUPPLIES
24532	WRIGHT JOHNSTON INC		\$45,000.00	2005	GOODS AND SUPPLIES
24720	WRIGHT JOHNSTON INC		\$89.25	2005	GOODS AND SUPPLIES
27530	WRIGHT JOHNSTON INC		\$494.76	2005	GOODS AND SUPPLIES
27525	WRIGHT JOHNSTON INC		\$737.32	2005	GOODS AND SUPPLIES
21540	WRIGHT JOHNSTON INC		\$230.58	2005	GOODS AND SUPPLIES
19143	WRIGHT JOHNSTON INC		\$1,622.26	2005	GOODS AND SUPPLIES
27533	WRIGHT JOHNSTON INC		\$29.40	2005	GOODS AND SUPPLIES
16607	WRIGHT JOHNSTON INC		\$925.48	2005	GOODS AND SUPPLIES
25077	WRIGHT JOHNSTON INC		\$114.35	2005	GOODS AND SUPPLIES
36183	WYATT SEAL INC		\$110.44	2003	GOODS AND SUPPLIES
38181	WYATT SEAL INC		\$416.87	2003	GOODS AND SUPPLIES
35437	WYATT SEAL INC		\$140.87	2003	GOODS AND SUPPLIES
10749	WYATT SEAL INC		\$235.57	2004	GOODS AND SUPPLIES
3314	WYATT SEAL INC		\$500.00	2004	GOODS AND SUPPLIES
4526	WYATT SEAL INC		\$361.20	2004	GOODS AND SUPPLIES
29004	WYATT SEAL INC		\$429.98	2003	GOODS AND SUPPLIES
15632	WYATT SEAL INC		\$500.00	2005	GOODS AND SUPPLIES
18772	WYATT SEAL INC		\$80.25	2005	GOODS AND SUPPLIES
41231	XEROX DIGITAL OFFICE SYSTEMS		\$1,678.95	2005	GOODS AND SUPPLIES
30381	XPEDX		\$169.16	2003	GOODS AND SUPPLIES
35281	XPEDX		\$168.27	2003	GOODS AND SUPPLIES
42221	XPEDX		\$228.06	2005	GOODS AND SUPPLIES
29787	XPEDX		\$408.24	2003	GOODS AND SUPPLIES
38093	XPEDX		\$3,368.00	2003	GOODS AND SUPPLIES
41135	XPEDX		\$3,308.30	2005	GOODS AND SUPPLIES
35404	XPEDX		\$385.53	2003	GOODS AND SUPPLIES
34544	XPEDX		\$199.87	2003	GOODS AND SUPPLIES
31306	XPEDX		\$164.10	2003	GOODS AND SUPPLIES

GOODS AND SERVICES CONTRACTS

Appendix A

PURCHASE ORDER #	VENDOR NAME	ETHNICITY	AWARD AMOUNT	FY	BUSINESS CATEGORY
42072	XPEDX		\$476.82	2005	GOODS AND SUPPLIES
13605	XPEDX		\$218.04	2004	GOODS AND SUPPLIES
1502	XPEDX		\$787.22	2004	GOODS AND SUPPLIES
4926	XPEDX		\$3,318.00	2004	GOODS AND SUPPLIES
919	XPEDX		\$197.88	2004	GOODS AND SUPPLIES
7912	XPEDX		\$3,318.00	2004	GOODS AND SUPPLIES
21056	XPEDX		\$525.74	2005	GOODS AND SUPPLIES
22304	XPEDX		\$4,176.12	2005	GOODS AND SUPPLIES
26599	XPEDX		\$218.04	2005	GOODS AND SUPPLIES
22384	XPEDX		\$242.55	2005	GOODS AND SUPPLIES
19831	XPEDX		\$169.68	2005	GOODS AND SUPPLIES
15136	XPEDX		\$3,880.80	2005	GOODS AND SUPPLIES
18464	XPEDX		\$1,151.62	2005	GOODS AND SUPPLIES
22452	XPEDX		\$160.65	2005	GOODS AND SUPPLIES
22457	XPEDX		\$1,740.17	2005	GOODS AND SUPPLIES
28222	XPEDX		\$218.04	2003	GOODS AND SUPPLIES
27140	XPEDX		\$1,632.75	2005	GOODS AND SUPPLIES
28155	XPEDX		\$239.94	2003	GOODS AND SUPPLIES
25075	XPEDX		\$2,610.83	2005	GOODS AND SUPPLIES
14406	XPEDX		\$455.47	2004	GOODS AND SUPPLIES
17078	XPEDX		\$768.60	2005	GOODS AND SUPPLIES
24820	XPEDX		\$3,612.00	2005	GOODS AND SUPPLIES
25523	XPEDX		\$1,100.00	2005	GOODS AND SUPPLIES
19621	XPEDX		\$1,039.50	2005	GOODS AND SUPPLIES
27850	XPEDX		\$59.21	2003	GOODS AND SUPPLIES
22038	XPEDX		\$3,326.15	2005	GOODS AND SUPPLIES
16588	XPEDX		\$2,774.10	2005	GOODS AND SUPPLIES
23784	XPEDX		\$2,191.35	2005	GOODS AND SUPPLIES
19287	XPEDX		\$1,148.96	2005	GOODS AND SUPPLIES
19440	XPEDX		\$3,405.22	2005	GOODS AND SUPPLIES
17856	XPEDX		\$212.42	2005	GOODS AND SUPPLIES
24765	XPEDX		\$3,071.25	2005	GOODS AND SUPPLIES
27363	XPEDX		\$36.96	2005	GOODS AND SUPPLIES
6848	YARD STORE CO		\$420.00	2004	GOODS AND SUPPLIES

GOODS AND SERVICES CONTRACTS

Appendix A

PURCHASE ORDER #	VENDOR NAME	ETHNICITY	AWARD AMOUNT	FY	BUSINESS CATEGORY
19301	YARD STORE CO		\$210.00	2005	GOODS AND SUPPLIES
31875	YOUNGS TRUE VALUE HARDWARE INC		\$7,472.00	2003	GOODS AND SUPPLIES
30359	YOUNGS TRUE VALUE HARDWARE INC		\$15.25	2003	GOODS AND SUPPLIES
1340	YOUNGS TRUE VALUE HARDWARE INC		\$61.36	2004	GOODS AND SUPPLIES
5617	YOUNGS TRUE VALUE HARDWARE INC		\$58.68	2004	GOODS AND SUPPLIES
6115	YOUNGS TRUE VALUE HARDWARE INC		\$60.91	2004	GOODS AND SUPPLIES
13981	YOUNGS TRUE VALUE HARDWARE INC		\$15.81	2004	GOODS AND SUPPLIES
7285	YOUR WAY SPORTSWEAR		\$1,500.00	2004	GOODS AND SUPPLIES

APPENDIX B:
***CITY OF COLUMBIA CMSA,
PUMS SELF-EMPLOYMENT
ANALYSIS***

APPENDIX B
CITY OF COLUMBIA CMSA
PUMS SELF-EMPLOYMENT ANALYSIS

EXHIBIT A-a
RESULTS OF LOGISTIC REGRESSION
EXPLANATION OF RESULTS AND VARIABLES

Logistic Regression Output

Below, variable names and operational definitions are provided. When interpreting **Exhibits A-1 to A-5**, the third column— Exp (B) — is the most informative index with regard to the influence of the independent variables on the likelihood of being self-employed. From the inverse of this value, we can interpret a likelihood value of its effect on self-employment. For example the Exp (B) for an African American is .418, from **Exhibit A-1**, the inverse of this is 2.39. This means that a nonminority male is 2.39 times more likely to be self-employed than an African American. Columns A and B are reported as a matter of convention to give the reader another indicator of both the magnitude of the variable's effect and the direction of the effect ("-" suggests the greater the negative B value the more it depresses the likelihood of being self-employed, and vice versa for a positive B value. It is noteworthy that theoretically "race-neutral" variables (e.g., marital status) tend to impact the likelihood of self-employment positively and that the race/ethnicity/gender variables, in general, tend to have a negative effect on self-employment.

Variables

Race, ethnicity, and gender indicator variables:

- African American
- Asian American
- Hispanic American
- Native American
- Sex: Nonminority woman or not

Other indicator variables:

- Marital Status: Married or not
- Age
- Age2: age squared. Used to acknowledge the positive, curvilinear relationship between each year of age and self-employment.
- Disability: Individuals self-reported health-related disabilities.
- Tenure: Owns their own home
- Value: Household property value.
- Mortgage: Monthly total mortgage payments.
- Unearn: Unearned income, such as interests and dividends.
- Resdinc: Household income less individuals personal income.
- P65: Number of individuals over the age of 65 living in the household.
- P18: Number of children under the age of 18 living in the household.
- Some College: Some college education
- College Graduate: College degree
- More than College: Professional or graduate degree

**EXHIBIT A-1
RESULTS OF LOGISTIC REGRESSION
OVERALL**

City of Columbia CMSA			
	B	Sig.	Exp (B)
African American	-0.873	0.000	0.418
Hispanic American	-0.580	0.155	0.560
Asian American	-0.263	0.439	0.769
Native American	-0.423	0.430	0.655
Sex (1=Female)	-1.006	0.000	0.366
Marital Status (1=Married)	0.059	0.585	1.061
Age	0.073	0.062	1.076
Age2	-0.001	0.235	0.999
Disability (1=Yes)	-0.194	0.129	0.824
Tenure (1=Yes)	0.122	0.419	1.129
Value	0.048	0.000	1.050
Mortgage	0.000	0.028	1.000
Unearn	0.000	0.453	1.000
Resdinc	0.000	0.156	1.000
P65	-0.162	0.410	0.851
P18	0.009	0.832	1.009
Some College (1=Yes)	-0.244	0.025	0.783
College Graduate (1=Yes)	-0.213	0.088	0.808
More than College (1=Yes)	0.445	0.002	1.561
Number of Observations	5712		
Chi-squared statistic (df=19)	410.307		
Log Likelihood	-3787.656		

Note: **BOLD** Statistically significant at $p < .05$.

Estimation was conducted using the Binary Logistic command on SPSS. The Binary Logistic command performs binary logistic regressions and reports estimated coefficients and odds ratios that measure the effect on the probability of each one-unit increase in the included variables.

Source: The Public Use Microdata Samples (PUMS) data from 2000 Census of Population and MGT of America, Inc. Calculations using SPSS.

**EXHIBIT A-2
RESULTS OF LOGISTIC REGRESSION
CONSTRUCTION**

City of Columbia CMSA			
	B	Sig.	Exp (B)
African American	-0.619	0.024	0.539
Hispanic American	-0.359	0.535	0.699
Asian American	0.480	0.533	1.617
Native American	-0.354	0.752	0.702
Sex (1=Female)	-1.110	0.004	0.330
Marital Status (1=Married)	0.460	0.041	1.584
Age	0.035	0.651	1.036
Age2	0.000	0.857	1.000
Disability (1=Yes)	-0.302	0.202	0.739
Tenure (1=Yes)	0.392	0.187	1.480
Value	0.034	0.148	1.035
Mortgage	0.000	0.198	1.000
Unearn	0.000	0.283	1.000
Resdinc	0.000	0.550	1.000
P65	0.314	0.405	1.369
P18	-0.046	0.615	0.955
Some College (1=Yes)	0.126	0.557	1.135
College Graduate (1=Yes)	0.053	0.850	1.055
More than College (1=Yes)	0.109	0.844	1.115
Number of Observations	814		
Chi-squared statistic (df=19)	62.472		
Log Likelihood	-807.616		

Note: **BOLD** Statistically significant at $p < .05$.

Estimation was conducted using the Binary Logistic command on SPSS. The Binary Logistic command performs binary logistic regressions and reports estimated coefficients and odds ratios that measure the effect on the probability of each one-unit increase in the included variables.

Source: The Public Use Microdata Samples (PUMS) data from 2000 Census of Population and MGT of America, Inc. Calculations using SPSS.

**EXHIBIT A-3
RESULTS OF LOGISTIC REGRESSION
PROFESSIONAL SERVICES**

City of Columbia CMSA			
	B	Sig.	Exp (B)
African American	-1.509	0.000	0.221
Hispanic American	-0.701	0.376	0.496
Asian American	-0.485	0.471	0.616
Native American	0.288	0.792	1.334
Sex (1=Female)	-1.596	0.000	0.203
Marital Status (1=Married)	0.313	0.233	1.367
Age	0.217	0.023	1.242
Age2	-0.002	0.068	0.998
Disability (1=Yes)	-0.181	0.622	0.834
Tenure (1=Yes)	-0.014	0.971	0.986
Value	0.040	0.106	1.041
Mortgage	0.000	0.309	1.000
Unearn	0.000	0.799	1.000
Resdinc	0.000	0.419	1.000
P65	-0.326	0.565	0.722
P18	-0.054	0.603	0.947
Some College (1=Yes)	0.495	0.264	1.640
College Graduate (1=Yes)	0.985	0.025	2.677
More than College (1=Yes)	2.126	0.000	8.380
Number of Observations	1739		
Chi-squared statistic (df=19)	315.373		
Log Likelihood	-789.114		

Note: **BOLD** Statistically significant at $p < .05$.

Estimation was conducted using the Binary Logistic command on SPSS. The Binary Logistic command performs binary logistic regressions and reports estimated coefficients and odds ratios that measure the effect on the probability of each one-unit increase in the included variables.

Source: The Public Use Microdata Samples (PUMS) data from 2000 Census of Population and MGT of America, Inc. Calculations using SPSS.

**EXHIBIT A-4
RESULTS OF LOGISTIC REGRESSION
OTHER SERVICES**

City of Columbia CMSA			
	B	Sig.	Exp (B)
African American	-0.270	0.182	0.764
Hispanic American	-0.870	0.407	0.419
Asian American	-0.620	0.264	0.538
Native American	-0.806	0.449	0.447
Sex (1=Female)	-0.139	0.441	0.870
Marital Status (1=Married)	0.047	0.793	1.048
Age	0.026	0.697	1.026
Age2	0.000	0.965	1.000
Disability (1=Yes)	-0.387	0.079	0.679
Tenure (1=Yes)	-0.185	0.506	0.831
Value	0.076	0.000	1.079
Mortgage	0.000	0.595	1.000
Unearn	0.000	0.201	1.000
Resdinc	0.000	0.543	1.000
P65	-0.443	0.177	0.642
P18	0.020	0.786	1.020
Some College (1=Yes)	-0.224	0.203	0.799
College Graduate (1=Yes)	-0.525	0.020	0.591
More than College (1=Yes)	-0.587	0.064	0.556
Number of Observations	1563		
Chi-squared statistic (df=19)	100.208		
Log Likelihood	-1233.433		

Note: **BOLD** Statistically significant at $p < .05$.

Estimation was conducted using the Binary Logistic command on SPSS. The Binary Logistic command performs binary logistic regressions and reports estimated coefficients and odds ratios that measure the effect on the probability of each one-unit increase in the included variables.

Source: The Public Use Microdata Samples (PUMS) data from 2000 Census of Population and MGT of America, Inc. Calculations using SPSS.

**EXHIBIT A-5
RESULTS OF LOGISTIC REGRESSION
GOODS AND SUPPLIES**

City of Columbia CMSA			
	B	Sig.	Exp (B)
African American	-1.624	0.001	0.197
Hispanic American	-18.897	0.998	0.000
Asian American	-0.195	0.869	0.823
Native American	0.297	0.785	1.345
Sex (1=Female)	-0.442	0.091	0.643
Marital Status (1=Married)	-0.581	0.039	0.559
Age	0.217	0.053	1.242
Age2	-0.002	0.085	0.998
Disability (1=Yes)	0.363	0.227	1.437
Tenure (1=Yes)	0.206	0.578	1.229
Value	0.080	0.006	1.083
Mortgage	0.000	0.494	1.000
Unearn	0.000	0.263	1.000
Resdinc	0.000	0.141	1.000
P65	-0.044	0.928	0.957
P18	0.007	0.958	1.007
Some College (1=Yes)	0.165	0.554	1.179
College Graduate (1=Yes)	0.532	0.084	1.703
More than College (1=Yes)	0.864	0.055	2.373
Number of Observations	1596		
Chi-squared statistic (df=19)	86.821		
Log Likelihood	-644.4661		

Note: **BOLD** Statistically significant at $p < .05$.

Estimation was conducted using the Binary Logistic command on SPSS. The Binary Logistic command performs binary logistic regressions and reports estimated coefficients and odds ratios that measure the effect on the probability of each one-unit increase in the included variables.

Source: The Public Use Microdata Samples (PUMS) data from 2000 Census of Population and MGT of America, Inc. Calculations using SPSS.

EXHIBIT A-b
RESULTS OF LINEAR REGRESSION
EXPLANATION OF RESULTS AND VARIABLES

Linear Regression Output

Below, variable names and operational definitions are provided. When interpreting the linear regression **Exhibits A-6 to A-10**, the first column— Unstandardized B — is the most informative index with regard to the influence of the independent variables on the earnings of a self-employed individual. Each number in this column represents a percent change in earnings. For example the corresponding number for an African American is -.173, from **Exhibit A-6**, meaning that an African American will earn 17.3 percent less than a nonminority male. The other four columns are reported in order to give the reader another indicator of both the magnitude of the variable's effect and the direction of the effect. Std. Error reports the standard deviation in the sampling distribution. Standardized B reports the standard deviation change in the dependent variable from on standard deviation increase in the independent variable. The t and Sig. columns simply report the level and strength of a variable's significance.

Variables

Race, ethnicity and gender indicator variables:

- African American
- Asian American
- Hispanic American
- Native American
- Nonminority Woman

Other indicator variables:

- Marital Status: Married or not
- Disability: Individuals self-reported health-related disabilities.
- Age
- Age2: age squared. Used to acknowledge the positive, curvilinear relationship between each year of age and self-employment.
- Speaks English Well: Person's ability to speak English if not a native speaker.
- Some College: Some college education
- College Graduate: College degree
- More than College: Professional or graduate degree

**EXHIBIT A-6
RESULTS OF LINEAR REGRESSION
OVERALL**

City of Columbia CMSA					
	Unstandardized		Standardized	t	Sig.
	B	Std. Error	B		
African American	-0.173	0.096	-0.064	-1.801	0.072
Hispanic American	-0.173	0.310	-0.020	-0.558	0.577
Asian American	0.108	0.268	0.016	0.401	0.689
Native American	-0.045	0.398	-0.004	-0.113	0.910
Nonminority Women (1=Female)	-0.465	0.079	-0.206	-5.851	0.000
Marital Status (1=Married)	0.051	0.073	0.025	0.705	0.481
Disability (1=Yes)	-0.197	0.093	-0.075	-2.129	0.034
Age	0.039	0.027	0.424	1.421	0.156
Age2	0.000	0.000	-0.401	-1.347	0.178
Speaks English Well (1=Yes)	0.242	0.170	0.058	1.426	0.154
Some College (1=Yes)	0.038	0.079	0.019	0.488	0.626
College Graduate (1=Yes)	0.367	0.085	0.170	4.319	0.000
More than College (1=Yes)	0.855	0.091	0.373	9.360	0.000
Constant	9.532	0.588		16.217	0.000

Note: **BOLD** Statistically significant at $p < .05$.
Source: The Public Use Microdata Samples (PUMS) data from 2000 Census of Population and MGT of America, Inc. Calculations using SPSS.

**EXHIBIT A-7
RESULTS OF LINEAR REGRESSION
CONSTRUCTION**

City of Columbia CMSA					
	Unstandardized		Standardized	t	Sig.
	B	Std. Error	B		
African American	-0.175	0.185	-0.070	-0.945	0.346
Hispanic American	-0.148	0.447	-0.027	-0.332	0.741
Asian American	0.002	0.524	0.000	0.004	0.997
Native American	-0.033	0.800	-0.003	-0.041	0.967
Nonminority Women (1=Female)	-0.258	0.269	-0.070	-0.960	0.339
Marital Status (1=Married)	-0.013	0.141	-0.007	-0.091	0.928
Disability (1=Yes)	-0.078	0.162	-0.036	-0.480	0.632
Age	-0.021	0.055	-0.268	-0.386	0.700
Age2	0.000	0.001	0.292	0.423	0.673
Speaks English Well (1=Yes)	0.171	0.372	0.041	0.459	0.647
Some College (1=Yes)	0.059	0.141	0.033	0.419	0.676
College Graduate (1=Yes)	0.590	0.168	0.274	3.507	0.001
More than College (1=Yes)	0.767	0.339	0.171	2.259	0.025
Constant	10.745	1.172		9.170	0.000
<p>Note: BOLD Statistically significant at $p < .05$.</p> <p>Source: The Public Use Microdata Samples (PUMS) data from 2000 Census of Population and MGT of America, Inc. Calculations using SPSS.</p>					

**EXHIBIT A-8
RESULTS OF LINEAR REGRESSION
PROFESSIONAL SERVICES**

City of Columbia CMSA					
	Unstandardized		Standardized	t	Sig.
	B	Std. Error	B		
African American	0.131	0.296	0.033	0.440	0.660
Hispanic American	-0.500	0.664	-0.055	-0.752	0.453
Asian American	0.168	0.549	0.026	0.306	0.760
Native American	-0.618	0.924	-0.048	-0.669	0.504
Nonminority Women (1=Female)	-0.562	0.191	-0.219	-2.939	0.004
Marital Status (1=Married)	0.340	0.201	0.129	1.689	0.093
Disability (1=Yes)	-0.026	0.296	-0.006	-0.087	0.931
Age	0.062	0.072	0.559	0.865	0.388
Age2	-0.001	0.001	-0.595	-0.919	0.360
Speaks English Well (1=Yes)	-0.141	0.316	-0.040	-0.445	0.657
Some College (1=Yes)	0.469	0.396	0.173	1.185	0.238
College Graduate (1=Yes)	0.476	0.377	0.213	1.263	0.209
More than College (1=Yes)	1.143	0.364	0.579	3.140	0.002
Constant	8.752	1.638		5.342	0.000
<p>Note: BOLD Statistically significant at $p < .05$.</p> <p>Source: The Public Use Microdata Samples (PUMS) data from 2000 Census of Population and MGT of America, Inc. Calculations using SPSS.</p>					

**EXHIBIT A-9
RESULTS OF LINEAR REGRESSION
OTHER SERVICES**

City of Columbia CMSA					
	Unstandardized		Standardized	t	Sig.
	B	Std. Error	B		
African American	-0.134	0.126	-0.074	-1.068	0.287
Hispanic American	0.693	0.709	0.062	0.977	0.330
Asian American	0.480	0.430	0.085	1.116	0.265
Native American	-0.529	0.706	-0.047	-0.749	0.455
Nonminority Women (1=Female)	-0.357	0.108	-0.220	-3.305	0.001
Marital Status (1=Married)	0.013	0.106	0.008	0.120	0.905
Disability (1=Yes)	-0.233	0.143	-0.105	-1.626	0.105
Age	0.056	0.039	0.766	1.450	0.148
Age2	-0.001	0.000	-0.746	-1.415	0.158
Speaks English Well (1=Yes)	0.518	0.332	0.121	1.559	0.120
Some College (1=Yes)	-0.090	0.108	-0.058	-0.832	0.406
College Graduate (1=Yes)	0.063	0.136	0.033	0.465	0.643
More than College (1=Yes)	0.354	0.190	0.126	1.866	0.063
Constant	9.210	0.846		10.886	0.000

Note: **BOLD** Statistically significant at $p < .05$.
Source: The Public Use Microdata Samples (PUMS) data from 2000 Census of Population and MGT of America, Inc. Calculations using SPSS.

**EXHIBIT A-10
RESULTS OF LINEAR REGRESSION
GOODS AND SUPPLIES**

City of Columbia CMSA					
	Unstandardized		Standardized	t	Sig.
	B	Std. Error	B		
African American	-0.548	0.400	-0.143	-1.370	0.174
Asian American	-0.235	1.014	-0.028	-0.232	0.817
Native American	0.609	0.821	0.072	0.742	0.460
Nonminority Women (1=Female)	-0.587	0.194	-0.298	-3.031	0.003
Marital Status (1=Married)	-0.176	0.189	-0.093	-0.930	0.355
Disability (1=Yes)	-0.530	0.238	-0.237	-2.229	0.028
Age	0.034	0.086	0.364	0.392	0.696
Age2	0.000	0.001	-0.227	-0.245	0.807
Speaks English Well (1=Yes)	0.787	0.490	0.184	1.606	0.112
Some College (1=Yes)	0.065	0.211	0.036	0.309	0.758
College Graduate (1=Yes)	0.554	0.215	0.299	2.576	0.012
More than College (1=Yes)	0.278	0.317	0.095	0.878	0.383
Constant	9.714	1.853		5.243	0.000

Note: **BOLD** Statistically significant at $p < .05$.
Source: The Public Use Microdata Samples (PUMS) data from 2000 Census of Population and MGT of America, Inc. Calculations using SPSS.
* The variable for Hispanics was constant or had a missing correlation, and therefore was excluded from the analysis.

APPENDIX C:
REGRESSION ANALYSIS

APPENDIX C: REGRESSION ANALYSIS

Whereas **Sections 5.1** and **5.2** reported findings of disparity and nondisparity related to the utilization of vendors in City procurement activities according to selected race, ethnicity, and gender categories, this section reports findings from a telephone survey of a sample of 193 firms representative of City of Columbia, SC, vendors examined in the study to assess race, ethnicity, and gender effects on vendor revenue during the 2004 tax year. To determine these effects, MGT applied a multivariate regression model to survey findings.

There are two key questions for consideration in this analysis. Do minority and woman-owned firms tend to earn significantly less revenue than firms owned by nonminority males? If “yes,” are their lower revenues due to race or gender status or to other factors?

Case law and social science research provide some guidance for addressing these questions. From research literature, we know that in addition to race and gender, factors such as firm capacity, owner experience, and education bear a relation to a firm’s gross revenues. When multiple factors come into play, sometimes a multivariate statistical analysis can improve our understanding of more complex relationships among factors affecting company earnings. In this study, we employ linear regression to analyze variables, including race and gender, that can affect a firm’s success.

5.3.1 An Overview of Multivariate Regression and Description of Analytical Model

Multivariate regression was employed to examine the influence of selected company and business characteristics—especially owner race and gender—on 2003 gross revenues reported by 644 companies participating in a telephone survey administered during October 2004. For this analysis, gross revenue was the dependent variable, or the variable to be explained by the presence, absence, or strength of “selected characteristics” variables, known as “independent” or “explanatory” variables.

Since disparity analysis is an established domain of research, the independent company characteristics variables selected for this study an extensive review of disparity study research literature. Most economic studies of discrimination are based on the seminal work of Nobel Prize recipient Gary Becker, “*The Economics of Discrimination*.”¹ Becker was the first to define discrimination in financial and economic terms. Since Becker, labor economists and statistical researchers including Blinder and Oaxaca, Corcoran and Duncan, Gwaltney and Long, Reimers, Saunders, Darity and Myers, Hanuschek, Hirsch, Topel and Blau, and others, have adopted a standard in disparity study research of using company earnings, or revenue, as the dependent variable in race and gender discrimination analysis.² Comparable worth studies have also proposed regression

¹Becker, Gary. 1971, second edition. “The Economics of Discrimination.” The University of Chicago Press, Chicago, p. 167.

²“Race and Gender Discrimination Across Urban Labor Markets,” 1996. Ed. Susan Schmitz. Garland Publishers, New York, New York, p. 184.

models using gross revenue as the dependent variable for policy analysis,³ and the U.S. Department of Commerce employs regression analysis (included in 48 CFR 19) to establish price evaluation adjustments for small disadvantaged businesses in federal procurement programs.⁴

The Regression Model Variables

Bates⁵ used at least five general determinants, including firm capacity, managerial ability, manager/owner experience, and demographic characteristics such as race and gender, to explain statistical variations in firm gross revenues. These are elaborated below in terms of the dependent/independent variable relationship regression seeks to resolve.

Dependent Variable

For this analysis, the dependent variable (the variable to be explained by the independent variables in the model) was defined operationally as “firm 2004 gross revenues.” Ideally, this variable is measured as the exact dollar figure for gross revenues. However, years of experience in conducting information and opinion surveys with companies have shown us that firms tend to be reluctant to release precise dollar figures, but more responsive when inquiries about earnings are presented as a dollar range. Accordingly, to encourage greater participation in this study’s telephone survey, nine company gross revenue categories were defined, ranging from Category 1, “Up to \$50,000” to Category 9, “More than \$10 million.”

Independent Variables

The independent (i.e., explanatory) variables were those characteristics hypothesized as contributing to the variation in the dependent variable (2004 gross revenues). For this study, independent variables included:

- *Number of full-time employees*—The more employees a company has, the greater product volume it is likely to have to generate higher revenues.
- *Owner’s years of experience*—The longer a company owner has been in a particular business, the more likely it is that the owner has knowledge of how to acquire contracts and the skills and experience to succeed in that business.
- *Owner’s level of education*—The research literature consistently reports a positive relationship between education and level of income.

³Gunderson, Morley. 1994. “Male-Female Wage Differentials and Policy Responses.” In “Equal Employment Opportunity: Labor Market Discrimination and Public Policy,” pp.207-227.

⁴“Federal Acquisition Regulations for Small Disadvantaged Businesses; Notice and Rules.” June 30, 1998. Memorandum for Office of Federal Procurement Policy, Economic and Statistics Administration, Department of Commerce.

⁵Bates, Timothy. “The Declining Status of Minorities in the New York City Construction Industry.” Reprinted from *Economic Development Quarterly*, Vol. 12., No. 1, February 1998, pp. 88-100.

- *Age of company*—It is argued that a company's longevity is an indicator of both success and owner managerial ability.
- *Race/Ethnic group/gender of firm owners*—The proposition to be tested was whether there is a statistically significant relationship between race/ethnicity/gender of minority firm owners and firm revenue. In the analysis, the category “Non-M/WBE” served as a reference group against which all other race and gender groups were compared.

Finally, since companies tend to be organized around a business concentration (e.g., Professional Services, Goods and Supplies, and Other Services), type of business was introduced as a moderator variable to determine if the model, given adequate sample size, behaved differently as a predictor of gross revenue when respondents' line of business was considered.

Participants' responses to the survey provided the data to examine the relative importance of these factors. The operational relationship between these constructs (i.e., firm capacity, capability, experience, race, and gender) and measures derived from survey items is presented in **Exhibit 5-13**.

**EXHIBIT 5-13
MODEL CONSTRUCTS, VARIABLES, AND MEASURES**

Model Constructs	Variables	Measures
<i>Capacity</i>	Number of Employees	Number of Full-time and Part-time Employees reported
	Private Contracting	% Total Revenue from Private Sources
<i>Owner's Managerial Ability</i>	Owner's Education	Level of Education (from “some high school” to “postgraduate degree”)
	Owner's Experience	Years of Experience
	Company Age	2003 minus reported “year of establishment”
<i>Demographics</i>	Business Owner Groups	African American, Hispanic American, Asian American, Native American, Nonminority Woman, and Non-M/WBE Firms
	Sex of Company Owner	Sex of Company Majority Owner or Shareholder

Source: City of Columbia, SC, Telephone Survey Data methodology.

Exploring Variable Relationships: How Regression Analysis Works

Multiple regression analysis permits simultaneous examination not only of the effects on the dependent variable of **all** independent variables in the multivariate model, but also the effect of each unique variable (i.e., controlling for the effects of the other independent variables in the equation). The effect of each predictor (independent) variable on the dependent variable is expressed as the magnitude of the change in the dependent variable (y) for each unit change in the independent variable (x) plus an “error term.” Since the independent variable is never a perfect predictor of the dependent variable—that is, X is expressed as an imperfect predictor of Y such that one unit change in X

never leads to one unit change in Y—the “error term,” ε , is postulated to acknowledge the residual change in the value of Y that X cannot explain.

The goal in sound regression modeling, therefore, is to minimize residual values associated with the independent variables and to maximize their explanatory power. In other words, a good model that seeks to explain what causes revenue earnings, in this case, will hypothesize a combination of independent variables based on solid research findings having sufficient explanatory power to account for case-by-case differences in company revenue, while minimizing that portion of variation in revenue values that the independent variable cannot explain (i.e., minimizing the difference between Y values predicted by the X's in the model and *actual* Y values).

5.3.2 Assessing Variables in the Model

As suggested earlier, in a model with multiple independent, or predictor, variables, the effect of each individual independent variable is expressed as the expected change in the dependent variable (y) for each unit change in the independent variable (x), holding constant (or controlling for) the values of all the other independent variables (i.e., the effect on Y of the other X's in the equation). When X and Y values are plotted on a graph, linear regression attempts to find a straight line of best fit (also known as the least-squares line) that minimizes the differences between actual Y and predicted Y values as a function of X. The slope of this line represents the statistical relationship between the predicted values of Y based on X. The point at which this regression line crosses the Y axis (otherwise known as the constant) represents the predicted value of Y when X = 0. If the effect of X on Y is determined to be statistically significant (e.g., a significance level of $p < 0.05$ asserts that the calculated relationship between X and Y could occur due to chance only 5 times in 100), it can be asserted that X may indeed play a role in determining the value of Y (in the case of this study, company revenues). For example, if the slope coefficient of the variable representing one of the specific racial groups is determined to be statistically significant, then, all other things being equal, the hypothesis that race of the owner of a firm affects the annual revenue of the firm has only a 5 percent chance of being false. In disparity research, theory asserts that the negative effect of race on revenue earnings associated with being a minority-owned business is likely a product of discrimination.

Multivariate Regression Model

Mathematically, the multivariate linear regression model is expressed as:

$$Y = \beta_0 + \beta_1 X_1 + \beta_2 X_2 + \beta_3 X_3 + \beta_4 X_4 + \beta_5 X_5 + \dots + \varepsilon$$

Where: Y = annual firm gross revenues

β_0 = the constant, representing the value of Y when $X_1 = 0$

β_1 = coefficient representing the magnitude of X_1 's effect on Y

X_1 = the independent variables, such as capacity, experience, managerial ability, race, and gender.

ε = the error term, representing the variance in Y unexplained by X_1

This equation describes the hypothesized relationship between the dependent variable and the independent variables and was used to test the hypothesis that there is no

difference in 2004 revenue earnings for MBE firms when compared with non-M/WBE firms. Traditionally, the hypothesis of no difference (known as the null hypothesis) is represented as: $H_0 : Y_1 = Y_2$

We can reject the null hypothesis if the analysis indicates that race and gender have been found to affect firm revenue (i.e., $H_1 : Y_1 \neq Y_2$, the alternate hypothesis). Results are statistically significant if it is determined that the probability of achieving this difference due to chance was less than 5 in 100 (i.e., $p < .05$).

Multivariate Regression Model Results

The regression model tested the effects of selected demographic and business characteristic variables on revenue earnings elicited from firms participating in the study, according to the following categories:⁶

1 = Up to \$50,000	4 = \$300,001 to \$500,000	7 = \$3,000,001 to \$5,000,000
2 = \$50,001 to \$100,000	5 = \$500,001 to \$1 million	8 = \$5,000,001 to \$10 million
3 = \$100,001 to \$300,000	6 = \$1,000,001 to \$3 million	9 = Over \$10 million

The tests for multicollinearity among independent variables and variance inflation due to outlier observations revealed no substantive problems with the data.⁷ Initial analyses also determined that one independent variable, *Percentage of Business in the Private Sector*, made no substantive contribution to the model, and was, therefore, removed. These adjustments yielded values for the variables listed in **Exhibit 5-14**.

⁶ Despite the ordinal nature of the dependent variable, findings are reported based on a linear regression analysis; specifically, OLS. Menard (1995) notes this as an acceptable and common practice, "particularly when the dependent variable has five or more [ordered] categories. Since this [OLS] is probably the easiest approach for readers to understand, sometimes other approaches are tried, just to confirm that the use of OLS does not...distort the findings." In this case, the nine categories of revenue were also analyzed using ordered Logit (SPSS 11.5), with nearly identical findings to those achieved with OLS with respect to magnitude of effect of the independent variables and both sign and significance. For further discussion, see Menard, S., "Applied logistic regression analysis," (*Sage university papers series. Quantitative applications in the social sciences*; no. 07-106), Thousand Oaks, Calif.: Sage Publications, 1995.

⁷ Multicollinearity refers to excessive intercorrelation among the independent variables in a multiple regression model, which obscures the effect of each on the dependent variable to the extent that they behave as one variable and may measure two highly correlated components of the same theoretical factor. Outliers are observations in a data set that are substantially different from the bulk of the data, perhaps because of a data entry error or some other cause that would reasonable explain a data anomaly.

**EXHIBIT 5-14
CITY OF COLUMBIA TELEPHONE SURVEY DATA
RESULTS OF REGRESSION ANALYSIS**

Coefficients			
Firm Demographic and Characteristic Variables	Unstandardized Coefficients		Standardized Coefficients
(Constant)	4.534	0.515	
M/WBE (n=99)	-1.054	0.301	-0.242
Company Age	0.031	0.007	0.298
Number of Employees	0.001	0.001	0.174
High School	-0.804	0.503	-0.130
Some College	-0.593	0.437	-0.124
College Degree	0.144	0.413	0.033
Owner's Years of Experience	-0.003	0.012	-0.018

Source: City of Columbia telephone survey.
Bold type indicates statistically significant results ($p \leq .05$).

Results

- The model testing the effects of the variables listed in **Exhibit 5-14** on revenue reported by companies participating in the telephone survey explained 28.7 percent of the variance of the revenue variable ($R^2_j = 0.287$, $F = 16.229$, $df = 13,523$, $p \leq .000$).
- When controlling for the effects of variables related to company demographics (i.e., company capacity, ownership level of education and experience), M/WBE status had a significant, negative effect on 2004 company earnings
- Among the company characteristics variables, other than M/WBE status revenue for all groups increased as a function of company age, number of employees.
- Level of education of firm ownership had no significant impact on company revenues.

Deriving Predicted Revenue for Race/Gender/Ethnicity Categories

To derive predicted revenue categories for each race/ethnicity/gender group, values from **Exhibit 5-14** were inserted into the regression model. The following equation illustrates how predicted revenue would be calculated for an M/WBE in all business categories^{8,9}

⁸ To derive coefficients for the race, ethnicity, and gender categories, the “Non-M/WBE” category was used as the reference variable, coded as value “0.”

⁹ To derive coefficients for the business type categories—Professional Services, Goods and Supplies, and Other Services—a combined business type category (Goods and Supplies/Other Services) was used as the reference variable, coded as value “0.”

Gross Revenues = 4.534 – 1.054 M/WBE + 0.031 Company Age + 0.001 Number of Employees – 0.804 **High School** – 0.593 Some College + 0.144 College Degree + 0.003 Owner’s Experience.

For instance, using **Exhibit 5-15** below to interpret the effect of race/ethnicity/gender on predicted gross revenue for M/WBEs, holding all other variables constant, we would add the value of the constant (4.534) to the coefficient value for M/WBEs (–1.054) to obtain a predicted revenue value of 3.480 (rounded to 3, representing the category “\$100,001 to \$300,000”). Similarly, to derive the effect of race/ethnicity/gender on predicted gross revenue for non-M/WBEs, holding all other variables constant, we would simply note the value of the constant (4.534, rounded to 5, representing the category “\$500,001 to \$1,000,000”).

**EXHIBIT 5-15
GROSS REVENUE CATEGORIES FROM TELEPHONE SURVEY**

Gross Revenue Categories:		
1 = Up to \$50,000	4 = \$300,001 to \$500,000	7 = \$3,000,001 to \$5 million
2 = \$50,001 to \$100,000	5 = \$500,001 to \$1 million	8 = \$5,000,001 to \$10 million
3 = \$100,001 to \$300,000	6 = \$1,000,001 to \$3 million	9 = Over \$10 million

Summary of Survey Findings

With regard to the positive significant effects of the non-race/ethnicity/gender variables--company age and number of employees—it would be expected that a firm’s revenue might be positively related to its size and age, supporting the logical conclusion that larger, more established firms tend to do more business. However, even when these impacts were considered, M/WBE firms responding to the telephone survey earned significantly less revenue in 2004 than did their non-M/WBE counterparts, supporting the conclusion that M/WBE status is negatively related to earnings when compared with earnings for non-M/WBEs.

APPENDIX D:
**PRIVATE SECTOR UTILIZATION,
REED CONSTRUCTION DATA**

APPENDIX D PRIVATE SECTOR UTILIZATION REED CONSTRUCTION DATA

Reed Construction Data (RCD) was founded in 1975 and is currently owned by Reed Business Information. RCD is a source for construction project information throughout the United States. RCD engages in primary data collection on construction projects through telephone calls, site visits, and review of government data sources, such as building permit data. RCD information is essentially a marketing database used for sales leads and market analysis for the construction industry. RCD data follow construction projects through various stages of construction, from planning to subcontractor awards. RCD provides data on both General Construction and Civil Engineering.

Each electronic list provided by RCD contained, but was not limited to, the following information on most (not all) contracts contained in the list:

- Project ID
- Vendor Number
- Dollar Amount
- Public/Private Sector
- Contract Data
- Project Description
- Contractor Name
- Street Address
- City
- State
- Zip

The RCD data contained prime data on public and private sector contracts. In order to determine which RCD contracts were prime private sector contracts, MGT matched firms with common project IDs, examined which firms were identified Prime Contractors, and the other contracts with the same project ID as subcontracts.

RCD claims 95 percent accuracy in the database. However, MGT did find some errors in the database. MGT also found that there was an insufficient number of subcontract information to use in the study. The other errors, generally of data entry nature, were identified and sent to RCD for clarification.

This appendix includes three exhibits:

- **Exhibit D-1:** Utilization Analysis of Prime Contractors – Dollars
- **Exhibit D-2:** Utilization Analysis of Contracts With and Without Dollars Associated – Number of POs and Unique Prime Contractors
- **Exhibit D-3:** Utilization Analysis of Subcontractors – Dollars

- **Exhibit D-4:** Utilization Analysis of Subcontracts With and Without Dollars Associated – Number of POs and Unique Subcontractors

EXHIBIT D-1
REED CONSTRUCTION DATA
UTILIZATION ANALYSIS OF PRIME CONTRACTORS
DOLLARS AND PERCENTAGE OF TOTAL DOLLARS
BY RACE/ETHNICITY/GENDER CLASSIFICATION
JULY 1, 2003, THROUGH JUNE 30, 2005

Fiscal Year	African Americans		Hispanic Americans		Asian Americans		Native Americans		Nonminority Women		M/WBE Subtotal		Non-M/WBE Firms		Total Dollars Awarded
	\$	% ¹	\$	% ¹	\$	% ¹	\$	% ¹	\$	% ¹	\$	% ¹	\$	% ¹	\$
2003	\$0.00	0.00%	\$0.00	0.00%	\$0.00	0.00%	\$0.00	0.00%	\$0.00	0.00%	\$0.00	0.00%	\$16,765,220.00	100.00%	\$16,765,220.00
2004	\$3,577,713.00	12.61%	\$0.00	0.00%	\$0.00	0.00%	\$0.00	0.00%	\$0.00	0.00%	\$3,577,713.00	12.61%	\$24,803,556.00	87.39%	\$28,381,269.00
2005	\$0.00	0.00%	\$0.00	0.00%	\$0.00	0.00%	\$0.00	0.00%	\$0.00	0.00%	\$0.00	0.00%	\$20,589,168.00	100.00%	\$20,589,168.00
Total	\$3,577,713.00	5.44%	\$0.00	0.00%	\$0.00	0.00%	\$0.00	0.00%	\$0.00	0.00%	\$3,577,713.00	5.44%	\$62,157,944.00	94.56%	\$65,735,657.00

Source: Reed Construction Data (RCD).

¹ Percent of total dollars awarded annually to prime contractors.

EXHIBIT D-2
REED CONSTRUCTION DATA
UTILIZATION ANALYSIS OF PROJECTS WITH AND
WITHOUT DOLLARS ASSOCIATED
NUMBER OF PROJECTS AND UNIQUE PRIME CONTRACTORS
JULY 1, 2003, THROUGH JUNE 30, 2005

NUMBER OF PROJECTS LET BY RACE/ETHNICITY/GENDER CLASSIFICATION

Fiscal Year	African Americans		Hispanic Americans		Asian Americans		Native Americans		Nonminority Women		M/WBE Subtotal		Non-M/WBE Firms		Total Projects
	#	% ¹	#	% ¹	#	% ¹	#	% ¹	#	% ¹	#	% ¹	#	% ¹	#
2003	2	0.48%	0	0.00%	0	0.00%	0	0.00%	0	0.00%	2	0.48%	412	99.52%	414
2004	8	2.34%	0	0.00%	0	0.00%	0	0.00%	0	0.00%	8	2.34%	334	97.66%	342
2005	0	0.00%	0	0.00%	0	0.00%	0	0.00%	0	0.00%	0	0.00%	196	100.00%	196
Total	10	1.05%	0	0.00%	0	0.00%	0	0.00%	0	0.00%	10	1.05%	942	98.95%	952

**EXHIBIT D-2 (CONTINUED)
REED CONSTRUCTION DATA
UTILIZATION ANALYSIS OF PROJECTS WITH AND
WITHOUT DOLLARS ASSOCIATED
NUMBER OF PROJECTS AND UNIQUE PRIME CONTRACTORS
JULY 1, 2003, THROUGH JUNE 30, 2005**

NUMBER OF VENDORS BY RACE/ETHNICITY/GENDER CLASSIFICATION

Fiscal Year	African Americans		Hispanic Americans		Asian Americans		Native Americans		Nonminority Women		M/WBE Subtotal		Non-M/WBE Firms		Total Vendors
	#	% ²	#	% ²	#	% ²	#	% ²	#	% ²	#	% ²	#	% ²	
2003	1	0.81%	0	0.00%	0	0.00%	0	0.00%	0	0.00%	1	0.81%	123	99.19%	124
2004	3	2.61%	0	0.00%	0	0.00%	0	0.00%	0	0.00%	3	2.61%	112	97.39%	115
2005	0	0.00%	0	0.00%	0	0.00%	0	0.00%	0	0.00%	0	0.00%	92	100.00%	92
Total	3	1.52%	0	0.00%	0	0.00%	0	0.00%	0	0.00%	3	1.52%	194	98.48%	197

Source: Reed Construction Data (RCD).

¹ Percent of total contracts.

² Percentage of total vendors.

**EXHIBIT D-3
REED CONSTRUCTION DATA
UTILIZATION ANALYSIS OF SUBCONTRACTORS
DOLLARS AND PERCENTAGE OF TOTAL DOLLARS
BY RACE/ETHNICITY/GENDER CLASSIFICATION
JULY 1, 2003, THROUGH JUNE 30, 2005**

Fiscal Year	African Americans		Hispanic Americans		Asian Americans		Native Americans		Nonminority Women		M/WBE Subtotal		Non-M/WBE Firms		Total Dollars Awarded
	\$	% ¹	\$	% ¹	\$	% ¹	\$	% ¹	\$	% ¹	\$	% ¹	\$	% ¹	
2003	\$0.00	0.00%	\$0.00	0.00%	\$0.00	0.00%	\$0.00	0.00%	\$0.00	0.00%	\$0.00	0.00%	\$0.00	0.00%	\$0.00
2004	\$0.00	0.00%	\$0.00	0.00%	\$0.00	0.00%	\$0.00	0.00%	\$0.00	0.00%	\$0.00	0.00%	\$0.00	0.00%	\$0.00
2005	\$0.00	0.00%	\$0.00	0.00%	\$0.00	0.00%	\$0.00	0.00%	\$0.00	0.00%	\$0.00	0.00%	\$0.00	0.00%	\$0.00
Total	\$0.00	0.00%	\$0.00	0.00%	\$0.00	0.00%	\$0.00	0.00%	\$0.00	0.00%	\$0.00	0.00%	\$0.00	0.00%	\$0.00

Source: Reed Construction Data (RCD).

¹ Percent of total dollars awarded annually to subcontractors.

**EXHIBIT D-4
REED CONSTRUCTION DATA
UTILIZATION ANALYSIS OF PROJECTS WITH AND WITHOUT DOLLARS
ASSOCIATED
NUMBER OF PROJECTS AND UNIQUE SUBCONTRACTORS
JULY 1, 2003, THROUGH JUNE 30, 2005**

NUMBER OF PROJECTS LET BY RACE/ETHNICITY/GENDER CLASSIFICATION

Fiscal Year	African Americans		Hispanic Americans		Asian Americans		Native Americans		Nonminority Women		M/WBE Subtotal		Non-M/WBE Firms		Total Projects
	#	% ¹	#	% ¹	#	% ¹	#	% ¹	#	% ¹	#	% ¹	#	% ¹	
2003	0	0.00%	0	0.00%	0	0.00%	0	0.00%	0	0.00%	0	0.00%	20	100.00%	20
2004	0	0.00%	0	0.00%	0	0.00%	0	0.00%	0	0.00%	0	0.00%	0	0.00%	0
2005	0	0.00%	0	0.00%	0	0.00%	0	0.00%	0	0.00%	0	0.00%	0	0.00%	0
Total	0	0.00%	0	0.00%	0	0.00%	0	0.00%	0	0.00%	0	0.00%	20	100.00%	20

NUMBER OF VENDORS BY RACE/ETHNICITY/GENDER CLASSIFICATION

Fiscal Year	African Americans		Hispanic Americans		Asian Americans		Native Americans		Nonminority Women		M/WBE Subtotal		Non-M/WBE Firms		Total Vendors
	#	% ²	#	% ²	#	% ²	#	% ²	#	% ²	#	% ²	#	% ²	
2003	0	0.00%	0	0.00%	0	0.00%	0	0.00%	0	0.00%	0	0.00%	5	100.00%	5
2004	0	0.00%	0	0.00%	0	0.00%	0	0.00%	0	0.00%	0	0.00%	0	0.00%	0
2005	0	0.00%	0	0.00%	0	0.00%	0	0.00%	0	0.00%	0	0.00%	0	0.00%	0
Total	0	0.00%	0	0.00%	0	0.00%	0	0.00%	0	0.00%	0	0.00%	5	100.00%	5

Source: Reed Construction Data (RCD).

¹ Percent of total contracts.

² Percentage of total vendors.

APPENDIX E:
UTILIZATION AND DISPARITY
ANALYSIS

APPENDIX E
UTILIZATION AND DISPARITY ANALYSIS
WITHIN COLUMBIA'S MSA ONLY

EXHIBIT 1
CITY OF COLUMBIA
CONSTRUCTION
UTILIZATION ANALYSIS OF PRIME CONTRACTORS WITHIN THE MSA
DOLLARS AND PERCENTAGE OF TOTAL DOLLARS
BY RACE/ETHNICITY/GENDER CLASSIFICATION
FISCAL YEARS 2002-2005

Fiscal Year	African African		Hispanic Americans		Asian Americans		Native Americans		Nonminority Women		M/WBE Subtotal		Nonminority Firms		Total Awarded
	\$	% ¹	\$	% ¹	\$	% ¹	\$	% ¹	\$	% ¹	\$	% ¹	\$	% ¹	\$
2003	\$163,497	3.21%	\$0	0.00%	\$0	0.00%	\$0	0.00%	\$315,489	6.20%	\$478,986	9.41%	\$4,612,333	90.59%	\$5,091,318
2004	\$429,438	3.60%	\$0	0.00%	\$0	0.00%	\$0	0.00%	\$40,485	0.34%	\$469,923	3.94%	\$11,445,197	96.06%	\$11,915,120
2005	\$313,537	1.20%	\$0	0.00%	\$0	0.00%	\$0	0.00%	\$1,062,052	4.05%	\$1,375,589	5.24%	\$24,852,504	94.76%	\$26,228,094
Total	\$906,472	2.10%	\$0	0.00%	\$0	0.00%	\$0	0.00%	\$1,418,026	3.28%	\$2,324,498	5.38%	\$40,910,034	94.62%	\$43,234,532

Source: MGT developed a purchase order and vendor database for City of Columbia Database for the period of July 1, 2002 through June 30, 2005.

¹ Percent of total dollars awarded annually to prime contractors.

EXHIBIT 2
CITY OF COLUMBIA
CONSTRUCTION
DISPARITY ANALYSIS OF PRIME CONTRACTORS WITHIN THE MSA
BASED ON VENDOR DATA
FISCAL YEARS 2002–2005

Business Owner Classification	% of Contract Dollars¹	% of Available Firms²	Disparity Index³	Disparate Impact of Utilization
2003				
African Americans	3.21%	20.88%	15.38	* Underutilization
Hispanic Americans	0.00%	0.25%	0.00	* Underutilization
Asian Americans	0.00%	0.25%	0.00	* Underutilization
Native Americans	0.00%	0.00%	0.00	* Underutilization
Nonminority Women	6.20%	5.65%	109.65	Overutilization
Nonminority Firms	90.59%	72.97%	124.14	Overutilization
2004				
African Americans	3.60%	20.88%	17.26	* Underutilization
Hispanic Americans	0.00%	0.25%	0.00	* Underutilization
Asian Americans	0.00%	0.25%	0.00	* Underutilization
Native Americans	0.00%	0.00%	0.00	* Underutilization
Nonminority Women	0.34%	5.65%	6.01	* Underutilization
Nonminority Firms	96.06%	72.97%	131.63	Overutilization
2005				
African Americans	1.20%	20.88%	5.72	* Underutilization
Hispanic Americans	0.00%	0.25%	0.00	* Underutilization
Asian Americans	0.00%	0.25%	0.00	* Underutilization
Native Americans	0.00%	0.00%	0.00	* Underutilization
Nonminority Women	4.05%	5.65%	71.65	* Underutilization
Nonminority Firms	94.76%	72.97%	129.85	Overutilization
All Years				
African Americans	2.10%	20.88%	10.04	* Underutilization
Hispanic Americans	0.00%	0.25%	0.00	* Underutilization
Asian Americans	0.00%	0.25%	0.00	* Underutilization
Native Americans	0.00%	0.00%	0.00	* Underutilization
Nonminority Women	3.28%	5.65%	58.04	* Underutilization
Nonminority Firms	94.62%	72.97%	129.67	Overutilization

¹ The percentage of dollars is taken from the prime utilization exhibit previously shown.

² The percentage of available contractors is taken from the availability exhibit previously shown.

³ The disparity index is the ratio of % utilization to % availability times 100. An asterisk is used to indicate a substantial level of disparity - index below 80.00.

**EXHIBIT 3
CITY OF COLUMBIA
ARCHITECTURAL AND ENGINEERING
UTILIZATION ANALYSIS OF PRIME CONTRACTORS WITHIN THE MSA
DOLLARS AND PERCENTAGE OF TOTAL DOLLARS
BY RACE/ETHNICITY/GENDER CLASSIFICATION
FISCAL YEARS 2002-2005**

Fiscal Year	African Americans		Hispanic Americans		Asian Americans		Native Americans		Nonminority Women		M/WBE Subtotal		Nonminority Firms		Total Dollars Awarded
	\$	% ¹	\$	% ¹	\$	% ¹	\$	% ¹	\$	% ¹	\$	% ¹	\$	% ¹	\$
2003	\$0	0.00%	\$0	0.00%	\$1,061,516	42.18%	\$0	0.00%	\$45,747	1.82%	\$1,107,263	44.00%	\$1,409,147	56.00%	\$2,516,410
2004	\$0	0.00%	\$0	0.00%	\$649,176	14.44%	\$0	0.00%	\$5,579	0.12%	\$654,755	14.56%	\$3,842,111	85.44%	\$4,496,866
2005	\$0	0.00%	\$0	0.00%	\$88,017	2.16%	\$0	0.00%	\$182,220	4.48%	\$270,237	6.64%	\$3,798,419	93.36%	\$4,068,656
Total	\$0	0.00%	\$0	0.00%	\$1,798,709	16.23%	\$0	0.00%	\$233,546	2.11%	\$2,032,255	18.34%	\$9,049,677	81.66%	\$11,081,932

Source: MGT developed a purchase order and vendor database for City of Columbia Database for the period of July 1, 2002 through June 30, 2005.

¹ Percent of total dollars awarded annually to prime contractors.

EXHIBIT 4
CITY OF COLUMBIA
ARCHITECTURAL AND ENGINEERING
DISPARITY ANALYSIS OF PRIME CONTRACTORS WITHIN THE MSA
BASED ON VENDOR DATA
FISCAL YEARS 2002–2005

Business Owner Classification	% of Contract Dollars¹	% of Available Firms²	Disparity Index³	Disparate Impact of Utilization
2003				
African Americans	0.00%	8.64%	0.00	* Underutilization
Hispanic Americans	0.00%	1.23%	0.00	* Underutilization
Asian Americans	42.18%	1.23%	0.00	* Underutilization
Native Americans	0.00%	0.00%	0.00	* Underutilization
Nonminority Women	1.82%	3.70%	49.08	* Underutilization
Nonminority Firms	56.00%	85.19%	65.74	* Underutilization
2004				
African Americans	0.00%	8.64%	0.00	* Underutilization
Hispanic Americans	0.00%	1.23%	0.00	* Underutilization
Asian Americans	14.44%	1.23%	0.00	* Underutilization
Native Americans	0.00%	0.00%	0.00	* Underutilization
Nonminority Women	0.12%	3.70%	3.35	* Underutilization
Nonminority Firms	85.44%	85.19%	100.30	Overutilization
2005				
African Americans	0.00%	8.64%	0.00	* Underutilization
Hispanic Americans	0.00%	1.23%	0.00	* Underutilization
Asian Americans	2.16%	1.23%	0.00	* Underutilization
Native Americans	0.00%	0.00%	0.00	* Underutilization
Nonminority Women	4.48%	3.70%	120.92	Overutilization
Nonminority Firms	93.36%	85.19%	109.59	Overutilization
All Years				
African Americans	0.00%	8.64%	0.00	* Underutilization
Hispanic Americans	0.00%	1.23%	0.00	* Underutilization
Asian Americans	16.23%	1.23%	0.00	* Underutilization
Native Americans	0.00%	0.00%	0.00	* Underutilization
Nonminority Women	2.11%	3.70%	56.90	* Underutilization
Nonminority Firms	81.66%	85.19%	95.86	Underutilization

¹ The percentage of dollars is taken from the prime utilization exhibit previously shown.

² The percentage of available contractors is taken from the availability exhibit previously shown.

³ The disparity index is the ratio of % utilization to % availability times 100. An asterisk is used to indicate a substantial level of disparity - index below 80.00.

**EXHIBIT 5
CITY OF COLUMBIA
PROFESSIONAL SERVICES
UTILIZATION ANALYSIS OF PRIME CONTRACTORS WITHIN THE MSA
DOLLARS AND PERCENTAGE OF TOTAL DOLLARS
BY RACE/ETHNICITY/GENDER CLASSIFICATION
FISCAL YEARS 2002–2005**

Fiscal Year	African Americans		Hispanic Americans		Asian Americans		Native Americans		Nonminority Women		M/WBE Subtotal		Nonminority Firms		Total Dollars Awarded
	\$	% ¹	\$	% ¹	\$	% ¹	\$	% ¹	\$	% ¹	\$	% ¹	\$	% ¹	\$
2003	\$183,882	3.80%	\$0	0.00%	\$0	0.00%	\$0	0.00%	\$17,700	0.37%	\$201,582	4.17%	\$4,634,038	95.83%	\$4,835,620
2004	\$271,077	10.47%	\$0	0.00%	\$0	0.00%	\$0	0.00%	\$23,075	0.89%	\$294,152	11.36%	\$2,294,096	88.64%	\$2,588,248
2005	\$830,024	22.05%	\$0	0.00%	\$20,000	0.53%	\$0	0.00%	\$511	0.01%	\$850,535	22.60%	\$2,912,932	77.40%	\$3,763,468
Total	\$1,284,983	11.49%	\$0	0.00%	\$20,000	0.18%	\$0	0.00%	\$41,286	0.37%	\$1,346,268	12.03%	\$9,841,066	87.97%	\$11,187,335

Source: MGT developed a purchase order and vendor database for City of Columbia Database for the period of July 1, 2002 through June 30, 2005.

¹ Percent of total dollars awarded annually to prime contractors.

EXHIBIT 6
CITY OF COLUMBIA
PROFESSIONAL SERVICES
DISPARITY ANALYSIS OF PRIME CONTRACTORS WITHIN THE MSA
BASED ON VENDOR DATA
FISCAL YEARS 2002–2005

Business Owner Classification	% of Contract Dollars¹	% of Available Firms²	Disparity Index³	Disparate Impact of Utilization
2003				
African Americans	3.80%	4.60%	82.59	Underutilization
Hispanic Americans	0.00%	0.07%	0.00	* Underutilization
Asian Americans	0.00%	0.14%	0.00	* Underutilization
Native Americans	0.00%	0.00%	0.00	* Underutilization
Nonminority Women	0.37%	0.94%	39.14	* Underutilization
Nonminority Firms	95.83%	94.24%	101.68	Overutilization
2004				
African Americans	10.47%	4.60%	227.47	Overutilization
Hispanic Americans	0.00%	0.07%	0.00	* Underutilization
Asian Americans	0.00%	0.14%	0.00	* Underutilization
Native Americans	0.00%	0.00%	0.00	* Underutilization
Nonminority Women	0.89%	0.94%	95.33	Underutilization
Nonminority Firms	88.64%	94.24%	94.05	Underutilization
2005				
African Americans	22.05%	4.60%	479.00	Overutilization
Hispanic Americans	0.00%	0.07%	0.00	* Underutilization
Asian Americans	0.53%	0.14%	0.00	* Underutilization
Native Americans	0.00%	0.00%	0.00	* Underutilization
Nonminority Women	0.01%	0.94%	1.45	* Underutilization
Nonminority Firms	77.40%	94.24%	82.13	Underutilization
All Years				
African Americans	11.49%	4.60%	249.46	Overutilization
Hispanic Americans	0.00%	0.07%	0.00	* Underutilization
Asian Americans	0.18%	0.14%	0.00	* Underutilization
Native Americans	0.00%	0.00%	0.00	* Underutilization
Nonminority Women	0.37%	0.94%	39.46	* Underutilization
Nonminority Firms	87.97%	94.24%	93.34	Underutilization

¹ The percentage of dollars is taken from the prime utilization exhibit previously shown.

² The percentage of available contractors is taken from the availability exhibit previously shown.

³ The disparity index is the ratio of % utilization to % availability times 100. An asterisk is used to indicate a substantial level of disparity - index below 80.00.

**EXHIBIT 7
CITY OF COLUMBIA
OPERATIONAL SERVICES
UTILIZATION ANALYSIS OF PRIME CONTRACTORS WITHIN THE MSA
DOLLARS AND PERCENTAGE OF TOTAL DOLLARS
BY RACE/ETHNICITY/GENDER CLASSIFICATION
FISCAL YEARS 2002-2005**

Fiscal Year	African Americans		Hispanic Americans		Asian Americans		Native Americans		Nonminority Women		M/WBE Subtotal		Nonminority Firms		Total Dollars Awarded
	\$	% ¹	\$	% ¹	\$	% ¹	\$	% ¹	\$	% ¹	\$	% ¹	\$	% ¹	\$
2003	\$381,434	26.12%	\$694	0.05%	\$0	0.00%	\$0	0.00%	\$18,677	1.28%	\$400,806	27.44%	\$1,059,605	72.56%	\$1,460,410
2004	\$390,899	23.67%	\$600	0.04%	\$0	0.00%	\$0	0.00%	\$64,522	3.91%	\$456,021	27.62%	\$1,195,243	72.38%	\$1,651,264
2005	\$413,104	17.09%	\$100	0.00%	\$0	0.00%	\$0	0.00%	\$1,226	0.05%	\$414,430	17.14%	\$2,002,802	82.86%	\$2,417,232
Total	\$1,185,438	21.44%	\$1,394	0.03%	\$0	0.00%	\$0	0.00%	\$84,425	1.53%	\$1,271,257	22.99%	\$4,257,650	77.01%	\$5,528,907

Source: MGT developed a purchase order and vendor database for City of Columbia Database for the period of July 1, 2002 through June 30, 2005.

¹ Percent of total dollars awarded annually to prime contractors.

EXHIBIT 8
CITY OF COLUMBIA
OPERATIONAL SERVICES
DISPARITY ANALYSIS OF PRIME CONTRACTORS WITHIN THE MSA
BASED ON VENDOR DATA
FISCAL YEARS 2002–2005

Business Owner Classification	% of Contract Dollars¹	% of Available Firms²	Disparity Index³	Disparate Impact of Utilization
2003				
African Americans	26.12%	11.57%	225.74	Overutilization
Hispanic Americans	0.05%	0.47%	0.00	* Underutilization
Asian Americans	0.00%	0.00%	0.00	* Underutilization
Native Americans	0.00%	0.00%	0.00	* Underutilization
Nonminority Women	1.28%	1.89%	67.70	* Underutilization
Nonminority Firms	72.56%	86.07%	84.30	Underutilization
2004				
African Americans	23.67%	11.57%	204.60	Overutilization
Hispanic Americans	0.04%	0.47%	0.00	* Underutilization
Asian Americans	0.00%	0.00%	0.00	* Underutilization
Native Americans	0.00%	0.00%	0.00	* Underutilization
Nonminority Women	3.91%	1.89%	206.85	Overutilization
Nonminority Firms	72.38%	86.07%	84.10	Underutilization
2005				
African Americans	17.09%	11.57%	147.71	Overutilization
Hispanic Americans	0.00%	0.47%	0.00	* Underutilization
Asian Americans	0.00%	0.00%	0.00	* Underutilization
Native Americans	0.00%	0.00%	0.00	* Underutilization
Nonminority Women	0.05%	1.89%	2.68	* Underutilization
Nonminority Firms	82.86%	86.07%	96.27	Underutilization
All Years				
African Americans	21.44%	11.57%	185.31	Overutilization
Hispanic Americans	0.03%	0.47%	0.00	* Underutilization
Asian Americans	0.00%	0.00%	0.00	* Underutilization
Native Americans	0.00%	0.00%	0.00	* Underutilization
Nonminority Women	1.53%	1.89%	80.83	Underutilization
Nonminority Firms	77.01%	86.07%	89.47	Underutilization

¹ The percentage of dollars is taken from the prime utilization exhibit previously shown.

² The percentage of available contractors is taken from the availability exhibit previously shown.

³ The disparity index is the ratio of % utilization to % availability times 100. An asterisk is used to indicate a substantial level of disparity - index below 80.00.

**EXHIBIT 9
CITY OF COLUMBIA
GOODS AND SUPPLIES
UTILIZATION ANALYSIS OF PRIME CONTRACTORS WITHIN THE MSA
DOLLARS AND PERCENTAGE OF TOTAL DOLLARS
BY RACE/ETHNICITY/GENDER CLASSIFICATION
FISCAL YEARS 2002-2005**

Fiscal Year	African Americans		Hispanic Americans		Asian Americans		Native Americans		Nonminority Women		M/WBE Subtotal		Nonminority Firms		Total Dollars Awarded
	\$	% ¹	\$	% ¹	\$	% ¹	\$	% ¹	\$	% ¹	\$	% ¹	\$	% ¹	\$
2003	\$38,343	0.51%	\$0	0.00%	\$0	0.00%	\$0	0.00%	\$216,759	2.87%	\$255,102	3.37%	\$7,309,154	96.63%	\$7,564,255
2004	\$62,473	0.78%	\$0	0.00%	\$0	0.00%	\$0	0.00%	\$504,766	6.34%	\$567,239	7.12%	\$7,400,024	92.88%	\$7,967,264
2005	\$25,480	0.29%	\$0	0.00%	\$0	0.00%	\$0	0.00%	\$203,863	2.31%	\$229,343	2.60%	\$8,585,739	97.40%	\$8,815,082
Total	\$126,297	0.52%	\$0	0.00%	\$0	0.00%	\$0	0.00%	\$925,387	3.80%	\$1,051,684	4.32%	\$23,294,917	95.68%	\$24,346,601

Source: MGT developed a purchase order and vendor database for City of Columbia Database for the period of July 1, 2002 through June 30, 2005.

¹ Percent of total dollars awarded annually to prime contractors.

EXHIBIT 10
CITY OF COLUMBIA
GOODS AND SUPPLIES
DISPARITY ANALYSIS OF PRIME CONTRACTORS WITHIN THE MSA
BASED ON VENDOR DATA
FISCAL YEARS 2002–2005

Business Owner Classification	% of Contract Dollars¹	% of Available Firms²	Disparity Index³	Disparate Impact of Utilization
2003				
African Americans	0.51%	4.06%	12.49	* Underutilization
Hispanic Americans	0.00%	0.18%	0.00	* Underutilization
Asian Americans	0.00%	0.09%	0.00	* Underutilization
Native Americans	0.00%	0.09%	0.00	* Underutilization
Nonminority Women	2.87%	1.48%	194.14	Overutilization
Nonminority Firms	96.63%	94.10%	102.69	Overutilization
2004				
African Americans	0.78%	4.06%	19.32	* Underutilization
Hispanic Americans	0.00%	0.18%	0.00	* Underutilization
Asian Americans	0.00%	0.09%	0.00	* Underutilization
Native Americans	0.00%	0.09%	0.00	* Underutilization
Nonminority Women	6.34%	1.48%	429.23	Overutilization
Nonminority Firms	92.88%	94.10%	98.71	Underutilization
2005				
African Americans	0.29%	4.06%	7.12	* Underutilization
Hispanic Americans	0.00%	0.18%	0.00	* Underutilization
Asian Americans	0.00%	0.09%	0.00	* Underutilization
Native Americans	0.00%	0.09%	0.00	* Underutilization
Nonminority Women	2.31%	1.48%	156.68	Overutilization
Nonminority Firms	97.40%	94.10%	103.51	Overutilization
All Years				
African Americans	0.52%	4.06%	12.78	* Underutilization
Hispanic Americans	0.00%	0.18%	0.00	* Underutilization
Asian Americans	0.00%	0.09%	0.00	* Underutilization
Native Americans	0.00%	0.09%	0.00	* Underutilization
Nonminority Women	3.80%	1.48%	257.51	Overutilization
Nonminority Firms	95.68%	94.10%	101.68	Overutilization

¹ The percentage of dollars is taken from the prime utilization exhibit previously shown.

² The percentage of available contractors is taken from the availability exhibit previously shown.

³ The disparity index is the ratio of % utilization to % availability times 100. An asterisk is used to indicate a substantial level of disparity - index below 80.00.

**APPENDIX E-1
UTILIZATION AND DISPARITY ANALYSIS
ALL DOLLARS**

**EXHIBIT 1
CITY OF COLUMBIA
CONSTRUCTION
UTILIZATION ANALYSIS OF PRIME CONTRACTORS (ALL DOLLARS)
DOLLARS AND PERCENTAGE OF TOTAL DOLLARS
BY RACE/ETHNICITY/GENDER CLASSIFICATION
FISCAL YEARS 2002-2005**

Fiscal Year	African African		Hispanic Americans		Asian Americans		Native Americans		Nonminority Women		M/WBE Subtotal		Nonminority Firms		Total Awarded
	\$	% ¹	\$	% ¹	\$	% ¹	\$	% ¹	\$	% ¹	\$	% ¹	\$	% ¹	\$
2003	\$166,839	0.70%	\$0	0.00%	\$0	0.00%	\$0	0.00%	\$2,783,031	11.65%	\$2,949,870	12.34%	\$20,945,574	87.66%	\$23,895,444
2004	\$429,438	1.13%	\$0	0.00%	\$0	0.00%	\$0	0.00%	\$99,385	0.26%	\$528,823	1.39%	\$37,567,200	98.61%	\$38,096,023
2005	\$313,537	0.37%	\$0	0.00%	\$0	0.00%	\$0	0.00%	\$1,428,309	1.70%	\$1,741,846	2.08%	\$82,172,770	97.92%	\$83,914,616
Total	\$909,814	0.62%	\$0	0.00%	\$0	0.00%	\$0	0.00%	\$4,310,725	2.95%	\$5,220,538	3.58%	\$140,685,544	96.42%	\$145,906,082

Source: MGT developed a purchase order and vendor database for City of Columbia Database for the period of July 1, 2002 through June 30, 2005.

¹ Percent of total dollars awarded annually to prime contractors.

**EXHIBIT 2
CITY OF COLUMBIA
CONSTRUCTION
DISPARITY ANALYSIS OF PRIME CONTRACTORS (ALL DOLLARS)
BASED ON VENDOR DATA
FISCAL YEARS 2002–2005**

Business Owner Classification	% of Contract Dollars¹	% of Available Firms²	Disparity Index³	Disparate Impact of Utilization
2003				
African Americans	0.70%	20.88%	3.34	* Underutilization
Hispanic Americans	0.00%	0.25%	0.00	* Underutilization
Asian Americans	0.00%	0.25%	0.00	* Underutilization
Native Americans	0.00%	0.00%	0.00	* Underutilization
Nonminority Women	11.65%	5.65%	206.10	Overutilization
Nonminority Firms	87.66%	72.97%	120.12	Overutilization
2004				
African Americans	1.13%	20.88%	5.40	* Underutilization
Hispanic Americans	0.00%	0.25%	0.00	* Underutilization
Asian Americans	0.00%	0.25%	0.00	* Underutilization
Native Americans	0.00%	0.00%	0.00	* Underutilization
Nonminority Women	0.26%	5.65%	4.62	* Underutilization
Nonminority Firms	98.61%	72.97%	135.13	Overutilization
2005				
African Americans	0.37%	20.88%	1.79	* Underutilization
Hispanic Americans	0.00%	0.25%	0.00	* Underutilization
Asian Americans	0.00%	0.25%	0.00	* Underutilization
Native Americans	0.00%	0.00%	0.00	* Underutilization
Nonminority Women	1.70%	5.65%	30.12	* Underutilization
Nonminority Firms	97.92%	72.97%	134.19	Overutilization
All Years				
African Americans	0.62%	20.88%	2.99	* Underutilization
Hispanic Americans	0.00%	0.25%	0.00	* Underutilization
Asian Americans	0.00%	0.25%	0.00	* Underutilization
Native Americans	0.00%	0.00%	0.00	* Underutilization
Nonminority Women	2.95%	5.65%	52.28	* Underutilization
Nonminority Firms	96.42%	72.97%	132.13	Overutilization

¹ The percentage of dollars is taken from the prime utilization exhibit previously shown.

² The percentage of available contractors is taken from the availability exhibit previously shown.

³ The disparity index is the ratio of % utilization to % availability times 100. An asterisk is used to indicate a substantial level of disparity - index below 80.00.

**EXHIBIT 3
CITY OF COLUMBIA
ARCHITECTURAL AND ENGINEERING
UTILIZATION ANALYSIS OF PRIME CONTRACTORS (ALL DOLLARS)
DOLLARS AND PERCENTAGE OF TOTAL DOLLARS
BY RACE/ETHNICITY/GENDER CLASSIFICATION
FISCAL YEARS 2002–2005**

Fiscal Year	African Americans		Hispanic Americans		Asian Americans		Native Americans		Nonminority Women		M/WBE Subtotal		Nonminority Firms		Total Dollars Awarded
	\$	% ¹	\$	% ¹	\$	% ¹	\$	% ¹	\$	% ¹	\$	% ¹	\$	% ¹	\$
2003	\$35,025	0.97%	\$0	0.00%	\$1,061,516	29.41%	\$0	0.00%	\$45,747	1.27%	\$1,142,288	31.65%	\$2,466,912	68.35%	\$3,609,200
2004	\$172,900	3.66%	\$0	0.00%	\$649,176	13.73%	\$0	0.00%	\$5,579	0.12%	\$827,656	17.51%	\$3,898,808	82.49%	\$4,726,463
2005	\$0	0.00%	\$0	0.00%	\$88,017	1.28%	\$0	0.00%	\$199,083	2.90%	\$287,100	4.18%	\$6,587,985	95.82%	\$6,875,085
Total	\$207,925	1.37%	\$0	0.00%	\$1,798,709	11.83%	\$0	0.00%	\$250,410	1.65%	\$2,257,044	14.84%	\$12,953,704	85.16%	\$15,210,748

Source: MGT developed a purchase order and vendor database for City of Columbia Database for the period of July 1, 2002 through June 30, 2005.

¹ Percent of total dollars awarded annually to prime contractors.

**EXHIBIT 4
CITY OF COLUMBIA
ARCHITECTURAL AND ENGINEERING
DISPARITY ANALYSIS OF PRIME CONTRACTORS (ALL DOLLARS)
BASED ON VENDOR DATA
FISCAL YEARS 2002–2005**

Business Owner Classification	% of Contract Dollars¹	% of Available Firms²	Disparity Index³	Disparate Impact of Utilization
2003				
African Americans	0.97%	8.64%	11.23	* Underutilization
Hispanic Americans	0.00%	1.23%	0.00	* Underutilization
Asian Americans	29.41%	1.23%	0.00	* Underutilization
Native Americans	0.00%	0.00%	0.00	* Underutilization
Nonminority Women	1.27%	3.70%	34.22	* Underutilization
Nonminority Firms	68.35%	85.19%	80.24	Underutilization
2004				
African Americans	3.66%	8.64%	42.33	* Underutilization
Hispanic Americans	0.00%	1.23%	0.00	* Underutilization
Asian Americans	13.73%	1.23%	0.00	* Underutilization
Native Americans	0.00%	0.00%	0.00	* Underutilization
Nonminority Women	0.12%	3.70%	3.19	* Underutilization
Nonminority Firms	82.49%	85.19%	96.83	Underutilization
2005				
African Americans	0.00%	8.64%	0.00	* Underutilization
Hispanic Americans	0.00%	1.23%	0.00	* Underutilization
Asian Americans	1.28%	1.23%	0.00	* Underutilization
Native Americans	0.00%	0.00%	0.00	* Underutilization
Nonminority Women	2.90%	3.70%	78.18	* Underutilization
Nonminority Firms	95.82%	85.19%	112.49	Overutilization
All Years				
African Americans	1.37%	8.64%	15.82	* Underutilization
Hispanic Americans	0.00%	1.23%	0.00	* Underutilization
Asian Americans	11.83%	1.23%	0.00	* Underutilization
Native Americans	0.00%	0.00%	0.00	* Underutilization
Nonminority Women	1.65%	3.70%	44.45	* Underutilization
Nonminority Firms	85.16%	85.19%	99.97	Underutilization

¹ The percentage of dollars is taken from the prime utilization exhibit previously shown.

² The percentage of available contractors is taken from the availability exhibit previously shown.

³ The disparity index is the ratio of % utilization to % availability times 100. An asterisk is used to indicate a substantial level of disparity - index below 80.00.

**EXHIBIT 5
CITY OF COLUMBIA
PROFESSIONAL SERVICES
UTILIZATION ANALYSIS OF PRIME CONTRACTORS (ALL DOLLARS)
DOLLARS AND PERCENTAGE OF TOTAL DOLLARS
BY RACE/ETHNICITY/GENDER CLASSIFICATION
FISCAL YEARS 2002–2005**

Fiscal Year	African Americans		Hispanic Americans		Asian Americans		Native Americans		Nonminority Women		M/WBE Subtotal		Nonminority Firms		Total Dollars Awarded
	\$	% ¹	\$	% ¹	\$	% ¹	\$	% ¹	\$	% ¹	\$	% ¹	\$	% ¹	\$
2003	\$184,972	1.94%	\$0	0.00%	\$0	0.00%	\$0	0.00%	\$75,204	0.79%	\$260,175	2.73%	\$9,268,485	97.27%	\$9,528,660
2004	\$271,077	5.05%	\$0	0.00%	\$0	0.00%	\$0	0.00%	\$51,431	0.96%	\$322,507	6.01%	\$5,043,893	93.99%	\$5,366,400
2005	\$831,413	10.70%	\$0	0.00%	\$20,000	0.26%	\$0	0.00%	\$51,094	0.66%	\$902,507	11.62%	\$6,865,971	88.38%	\$7,768,477
Total	\$1,287,461	5.68%	\$0	0.00%	\$20,000	0.09%	\$0	0.00%	\$177,728	0.78%	\$1,485,189	6.55%	\$21,178,348	93.45%	\$22,663,537

Source: MGT developed a purchase order and vendor database for City of Columbia Database for the period of July 1, 2002 through June 30, 2005.

¹ Percent of total dollars awarded annually to prime contractors.

**EXHIBIT 6
CITY OF COLUMBIA
PROFESSIONAL SERVICES
DISPARITY ANALYSIS OF PRIME CONTRACTORS (ALL DOLLARS)
BASED ON VENDOR DATA
FISCAL YEARS 2002–2005**

Business Owner Classification	% of Contract Dollars¹	% of Available Firms²	Disparity Index³	Disparate Impact of Utilization
2003				
African Americans	1.94%	4.60%	42.16	* Underutilization
Hispanic Americans	0.00%	0.07%	0.00	* Underutilization
Asian Americans	0.00%	0.14%	0.00	* Underutilization
Native Americans	0.00%	0.00%	0.00	* Underutilization
Nonminority Women	0.79%	0.94%	84.39	Underutilization
Nonminority Firms	97.27%	94.24%	103.21	Overutilization
2004				
African Americans	5.05%	4.60%	109.71	Overutilization
Hispanic Americans	0.00%	0.07%	0.00	* Underutilization
Asian Americans	0.00%	0.14%	0.00	* Underutilization
Native Americans	0.00%	0.00%	0.00	* Underutilization
Nonminority Women	0.96%	0.94%	102.47	Overutilization
Nonminority Firms	93.99%	94.24%	99.73	Underutilization
2005				
African Americans	10.70%	4.60%	232.44	Overutilization
Hispanic Americans	0.00%	0.07%	0.00	* Underutilization
Asian Americans	0.26%	0.14%	0.00	* Underutilization
Native Americans	0.00%	0.00%	0.00	* Underutilization
Nonminority Women	0.66%	0.94%	70.32	* Underutilization
Nonminority Firms	88.38%	94.24%	93.78	Underutilization
All Years				
African Americans	5.68%	4.60%	123.38	Overutilization
Hispanic Americans	0.00%	0.07%	0.00	* Underutilization
Asian Americans	0.09%	0.14%	0.00	* Underutilization
Native Americans	0.00%	0.00%	0.00	* Underutilization
Nonminority Women	0.78%	0.94%	83.85	Underutilization
Nonminority Firms	93.45%	94.24%	99.15	Underutilization

¹ The percentage of dollars is taken from the prime utilization exhibit previously shown.

² The percentage of available contractors is taken from the availability exhibit previously shown.

³ The disparity index is the ratio of % utilization to % availability times 100. An asterisk is used to indicate a substantial level of disparity - index below 80.00.

**EXHIBIT 7
CITY OF COLUMBIA
OPERATIONAL SERVICES
UTILIZATION ANALYSIS OF PRIME CONTRACTORS (ALL DOLLARS)
DOLLARS AND PERCENTAGE OF TOTAL DOLLARS
BY RACE/ETHNICITY/GENDER CLASSIFICATION
FISCAL YEARS 2002–2005**

Fiscal Year	African Americans		Hispanic Americans		Asian Americans		Native Americans		Nonminority Women		M/WBE Subtotal		Nonminority Firms		Total Dollars Awarded
	\$	% ¹	\$	% ¹	\$	% ¹	\$	% ¹	\$	% ¹	\$	% ¹	\$	% ¹	\$
2003	\$381,434	23.08%	\$694	0.04%	\$0	0.00%	\$0	0.00%	\$19,647	1.19%	\$401,776	24.31%	\$1,250,817	75.69%	\$1,652,592
2004	\$391,199	14.59%	\$600	0.02%	\$0	0.00%	\$0	0.00%	\$65,046	2.43%	\$456,845	17.04%	\$2,224,953	82.96%	\$2,681,798
2005	\$413,104	12.46%	\$100	0.00%	\$0	0.00%	\$0	0.00%	\$1,392	0.04%	\$414,596	12.51%	\$2,899,604	87.49%	\$3,314,200
Total	\$1,185,738	15.50%	\$1,394	0.02%	\$0	0.00%	\$0	0.00%	\$86,085	1.13%	\$1,273,217	16.65%	\$6,375,373	83.35%	\$7,648,590

Source: MGT developed a purchase order and vendor database for City of Columbia Database for the period of July 1, 2002 through June 30, 2005.

¹ Percent of total dollars awarded annually to prime contractors.

**EXHIBIT 8
CITY OF COLUMBIA
OPERATIONAL SERVICES
DISPARITY ANALYSIS OF PRIME CONTRACTORS (ALL DOLLARS)
BASED ON VENDOR DATA
FISCAL YEARS 2002–2005**

Business Owner Classification	% of Contract Dollars¹	% of Available Firms²	Disparity Index³	Disparate Impact of Utilization
2003				
African Americans	23.08%	11.57%	199.49	Overutilization
Hispanic Americans	0.04%	0.47%	0.00	* Underutilization
Asian Americans	0.00%	0.00%	0.00	* Underutilization
Native Americans	0.00%	0.00%	0.00	* Underutilization
Nonminority Women	1.19%	1.89%	62.94	* Underutilization
Nonminority Firms	75.69%	86.07%	87.94	Underutilization
2004				
African Americans	14.59%	11.57%	126.08	Overutilization
Hispanic Americans	0.02%	0.47%	0.00	* Underutilization
Asian Americans	0.00%	0.00%	0.00	* Underutilization
Native Americans	0.00%	0.00%	0.00	* Underutilization
Nonminority Women	2.43%	1.89%	128.40	Overutilization
Nonminority Firms	82.96%	86.07%	96.39	Underutilization
2005				
African Americans	12.46%	11.57%	107.73	Overutilization
Hispanic Americans	0.00%	0.47%	0.00	* Underutilization
Asian Americans	0.00%	0.00%	0.00	* Underutilization
Native Americans	0.00%	0.00%	0.00	* Underutilization
Nonminority Women	0.04%	1.89%	2.22	* Underutilization
Nonminority Firms	87.49%	86.07%	101.65	Overutilization
All Years				
African Americans	15.50%	11.57%	133.99	Overutilization
Hispanic Americans	0.02%	0.47%	0.00	* Underutilization
Asian Americans	0.00%	0.00%	0.00	* Underutilization
Native Americans	0.00%	0.00%	0.00	* Underutilization
Nonminority Women	1.13%	1.89%	59.58	* Underutilization
Nonminority Firms	83.35%	86.07%	96.85	Underutilization

¹ The percentage of dollars is taken from the prime utilization exhibit previously shown.

² The percentage of available contractors is taken from the availability exhibit previously shown.

³ The disparity index is the ratio of % utilization to % availability times 100. An asterisk is used to indicate a substantial level of disparity - index below 80.00.

**EXHIBIT 9
CITY OF COLUMBIA
GOODS AND SUPPLIES
UTILIZATION ANALYSIS OF PRIME CONTRACTORS (ALL DOLLARS)
DOLLARS AND PERCENTAGE OF TOTAL DOLLARS
BY RACE/ETHNICITY/GENDER CLASSIFICATION
FISCAL YEARS 2002–2005**

Fiscal Year	African Americans		Hispanic Americans		Asian Americans		Native Americans		Nonminority Women		M/WBE Subtotal		Nonminority Firms		Total Dollars Awarded
	\$	% ¹	\$	% ¹	\$	% ¹	\$	% ¹	\$	% ¹	\$	% ¹	\$	% ¹	\$
2003	\$39,435	0.22%	\$3,243	0.02%	\$0	0.00%	\$0	0.00%	\$374,863	2.10%	\$417,541	2.34%	\$17,434,981	97.66%	\$17,852,522
2004	\$62,473	0.30%	\$913	0.00%	\$0	0.00%	\$0	0.00%	\$745,423	3.59%	\$808,809	3.90%	\$19,946,429	96.10%	\$20,755,238
2005	\$25,480	0.11%	\$0	0.00%	\$0	0.00%	\$0	0.00%	\$434,672	1.94%	\$460,152	2.05%	\$21,936,526	97.95%	\$22,396,679
Total	\$127,389	0.21%	\$4,156	0.01%	\$0	0.00%	\$0	0.00%	\$1,554,958	2.55%	\$1,686,503	2.76%	\$59,317,936	97.24%	\$61,004,439

Source: MGT developed a purchase order and vendor database for City of Columbia Database for the period of July 1, 2002 through June 30, 2005.

¹ Percent of total dollars awarded annually to prime contractors.

**EXHIBIT 8
CITY OF COLUMBIA
GOODS AND SUPPLIES
DISPARITY ANALYSIS OF PRIME CONTRACTORS (ALL DOLLARS)
BASED ON VENDOR DATA
FISCAL YEARS 2002–2005**

Business Owner Classification	% of Contract Dollars¹	% of Available Firms²	Disparity Index³	Disparate Impact of Utilization
2003				
African Americans	0.22%	4.06%	5.44	* Underutilization
Hispanic Americans	0.02%	0.18%	0.00	* Underutilization
Asian Americans	0.00%	0.09%	0.00	* Underutilization
Native Americans	0.00%	0.09%	0.00	* Underutilization
Nonminority Women	2.10%	1.48%	142.26	Overutilization
Nonminority Firms	97.66%	94.10%	103.79	Overutilization
2004				
African Americans	0.30%	4.06%	7.42	* Underutilization
Hispanic Americans	0.00%	0.18%	0.00	* Underutilization
Asian Americans	0.00%	0.09%	0.00	* Underutilization
Native Americans	0.00%	0.09%	0.00	* Underutilization
Nonminority Women	3.59%	1.48%	243.32	Overutilization
Nonminority Firms	96.10%	94.10%	102.13	Overutilization
2005				
African Americans	0.11%	4.06%	2.80	* Underutilization
Hispanic Americans	0.00%	0.18%	0.00	* Underutilization
Asian Americans	0.00%	0.09%	0.00	* Underutilization
Native Americans	0.00%	0.09%	0.00	* Underutilization
Nonminority Women	1.94%	1.48%	131.49	Overutilization
Nonminority Firms	97.95%	94.10%	104.09	Overutilization
All Years				
African Americans	0.21%	4.06%	5.14	* Underutilization
Hispanic Americans	0.01%	0.18%	0.00	* Underutilization
Asian Americans	0.00%	0.09%	0.00	* Underutilization
Native Americans	0.00%	0.09%	0.00	* Underutilization
Nonminority Women	2.55%	1.48%	172.69	Overutilization
Nonminority Firms	97.24%	94.10%	103.34	Overutilization

¹ The percentage of dollars is taken from the prime utilization exhibit previously shown.

² The percentage of available contractors is taken from the availability exhibit previously shown.

³ The disparity index is the ratio of % utilization to % availability times 100. An asterisk is used to indicate a substantial level of disparity - index below 80.00.

APPENDIX F:
SUBCONTRACTOR OUTREACH
PROGRAM

APPENDIX F

**Subcontractor Outreach Program
(All Prime Dollars over \$200,000)
With 24.8% Assumption for Subcontract Awards**

Fiscal Year	African Americans		Hispanic Americans		Asian Americans		Native Americans		Nonminority Women		M/WBE Subtotal		Nonminority Total ³		Estimated Awarded
	\$	% ¹	\$	% ¹	\$	% ¹	\$	% ¹	\$	% ¹	\$	%	\$	% ¹	\$
2003	\$0.00	0.00%	\$0.00	0.00%	\$0.00	0.00%	\$0.00	0.00%	\$0.00	0.00%	\$0.00	0.00%	\$1,521,516.75	100.00%	\$1,521,516.75
2004	\$134,720.00	2.27%	\$0.00	0.00%	\$0.00	0.00%	\$0.00	0.00%	\$94,802.00	1.60%	\$229,522.00	3.87%	\$5,695,693.70	96.13%	\$5,925,215.70
2005	\$90,823.00	0.71%	\$0.00	0.00%	\$85,066.00	0.66%	\$0.00	0.00%	\$198,780.00	1.55%	\$374,669.00	2.92%	\$12,455,212.47	97.08%	\$12,829,881.47
Total	\$225,543.00	1.11%	\$0.00	0.00%	\$85,066.00	0.42%	\$0.00	0.00%	\$293,582.00	1.45%	\$604,191.00	2.98%	\$19,672,422.92	97.02%	\$20,276,613.92

**Subcontractor Outreach Program
(MSA Prime Dollars over \$200,000)
With 24.8% Assumption for Subcontract Awards**

Fiscal Year	African Americans		Hispanic Americans		Asian Americans		Native Americans		Nonminority Women		M/WBE Subtotal		Nonminority Total ³		Estimated Awarded
	\$	% ¹	\$	% ¹	\$	% ¹	\$	% ¹	\$	% ¹	\$	%	\$	% ¹	\$
2003	\$0.00	0.00%	\$0.00	0.00%	\$0.00	0.00%	\$0.00	0.00%	\$0.00	0.00%	\$0.00	0.00%	\$1,262,646.95	100.00%	\$1,262,646.95
2004	\$134,720.00	4.56%	\$0.00	0.00%	\$0.00	0.00%	\$0.00	0.00%	\$94,802.00	3.21%	\$229,522.00	7.77%	\$2,725,427.77	92.23%	\$2,954,949.77
2005	\$90,823.00	1.40%	\$0.00	0.00%	\$85,066.00	1.31%	\$0.00	0.00%	\$198,780.00	3.06%	\$374,669.00	5.76%	\$6,129,898.20	94.24%	\$6,504,567.20
Total	\$225,543.00	2.10%	\$0.00	0.00%	\$85,066.00	0.79%	\$0.00	0.00%	\$293,582.00	2.74%	\$604,191.00	5.63%	\$10,117,972.92	94.37%	\$10,722,163.92

APPENDIX G:
SUBOUTREACH PROGRAM
DOLLARS

Appendix G

Suboutreach Program Dollars Based On Actual Data

Suboutreach Utilization Analysis of Subcontractors Dollars and Percentage of Actual Dollars Within the MSA by Race/Ethnic/Gender Classification

FISCAL YEAR	African Americans		Hispanic Americans		Asian Americans		Native Americans		Nonminority Women		M/WBE Subtotal		Nonminority Total ³		Total Dollars Awarded
	\$	% ¹	\$	% ¹	\$	% ¹	\$	% ¹	\$	% ¹	\$	%	\$	% ¹	\$
2003	\$0.00	0.00%	\$0.00	0.00%	\$0.00	0.00%	\$0.00	0.00%	\$0.00	0.00%	\$0.00	0.00%	\$69,525.00	100.00%	\$69,525.00
2004	\$134,720.00	10.36%	\$0.00	0.00%	\$0.00	0.00%	\$0.00	0.00%	\$94,802.00	7.29%	\$229,522.00	17.65%	\$1,071,043.25	82.35%	\$1,300,565.25
2005	\$90,823.00	6.11%	\$0.00	0.00%	\$85,066.00	5.72%	\$0.00	0.00%	\$198,780.00	13.37%	\$374,669.00	25.20%	\$1,112,081.30	74.80%	\$1,486,750.30
Total	\$225,543.00	7.89%	\$0.00	0.00%	\$85,066.00	2.98%	\$0.00	0.00%	\$293,582.00	10.28%	\$604,191.00	21.15%	\$ 2,252,649.55	78.85%	\$2,856,840.55

Sources: City of Columbia

Suboutreach Utilization Analysis of Subcontractors Dollars and Percentage of All Actual Dollars by Race/Ethnic/Gender Classification

FISCAL YEAR	African Americans		Hispanic Americans		Asian Americans		Native Americans		Nonminority Women		M/WBE Subtotal		Nonminority Total ³		Total Dollars Awarded
	\$	% ¹	\$	% ¹	\$	% ¹	\$	% ¹	\$	% ¹	\$	%	\$	% ¹	\$
2003	\$0.00	0.00%	\$0.00	0.00%	\$0.00	0.00%	\$0.00	0.00%	\$0.00	0.00%	\$0.00	0.00%	\$69,525.00	100.00%	\$69,525.00
2004	\$134,720.00	2.38%	\$0.00	0.00%	\$0.00	0.00%	\$0.00	0.00%	\$94,802.00	1.68%	\$229,522.00	4.06%	\$5,422,930.01	95.94%	\$5,652,452.01
2005	\$300,717.61	9.82%	\$0.00	0.00%	\$85,066.00	2.78%	\$0.00	0.00%	\$315,353.24	10.30%	\$701,136.85	22.90%	\$2,360,713.30	77.10%	\$3,061,850.15
Total	\$435,437.61	4.96%	\$0.00	0.00%	\$85,066.00	0.97%	\$0.00	0.00%	\$410,155.24	4.67%	\$930,658.85	10.60%	\$ 7,853,168.31	89.40%	\$8,783,827.16

Sources: City of Columbia